R SYSTEMS INTERNATIONAL LIMITED
Corporate Identity Number: L74899DL1993PLC053579
[CMMI Level 5, PCMM Level 5, ISO 9001:2008 & ISO 27001:2005 Company]
C-40, Sector-59, NOIDA, Distt. Gautam Budh Nagar, U.P. India-201307
Phones: +91-120-4303500 | Email: rsystems.india@rsystems.com | Regd. Of.: B-104A, Greater Kailash-1,
Fax: +91-120-2587123 | www.rsystems.com | New Delhi -110 048

Caring - Innovating - Transforming

REF: SECT/05/2018/18 MAY 16, 2018

To, The Managing Director **National Stock Exchange of India Limited** Exchange Plaza, Bandra Kurla Complex, Bandra – East, Mumbai – 400 051 NSE Symbol – RSYSTEMS	To, The General Manager **BSE Limited** Department of Corporate Services, Rotunda Building, 1st Floor, Mumbai Samachar Marg, Fort, Mumbai - 400 001 BSE Scrip Code - 532735

Dear Sir/ Madam,

SUB: SUBMISSION OF PRESENTATION MADE TO ANALYSTS/ INVESTORS

This is with reference to our letter reference No. SECT/05/2018/15 dated May 14, 2018 regarding the intimation of the Investors/ Analysts call of R Systems International Limited ("the Company" to be held on Wednesday, May 16, 2018.

In this regard, as per Regulation 30 read with Part A of Schedule III of the SEBI (Listing Obligations and Disclosure Requirements) Regulations, 2015 and Uniform Listing Agreement entered into by the Company, please find enclosed presentation made to Analysts/ Investors on the financial results for the quarter ended on March 31, 2018.

The presentation is also available on the website of the Company i.e. www.rsystems.com.

This is for your information and records.

Thanking you,

Yours faithfully,

For R Systems International Limited

Bhasker Dubey
(Company Secretary and Compliance Officer)



Analytical Review of
Q1 2018 Results

!

- ! " # "$% & !!
" # ' (% & ! " # !' (
)) % ! * + * #

- ,-./01 + (" # "$% & (!
" # ' (% & + ! " # !' (

- 2 3 13 /%4 " # "$% & ! +
(" # ' (% & (" # ! ' (

- ,% $ % 3 % % % ' (% & +
!' (

- -% % 5 6
% & 7 & 8 (((! "
9% : ;% < ;% % 8 (("

9 =#

- / " % & 0 % > & % ; & ? * % 3
- " & % $ " % ;%
- < 5 & @ %
- 1&& & $ 1 % @ %
- >% 5 "$% & ; " "$% 3 % $ 8 "
  ; 3 . & %' % % % % % & %"$ $
- 0 % & " & & & 3 $ % * 3 $% % 3 A8#

% & >% ' % / &

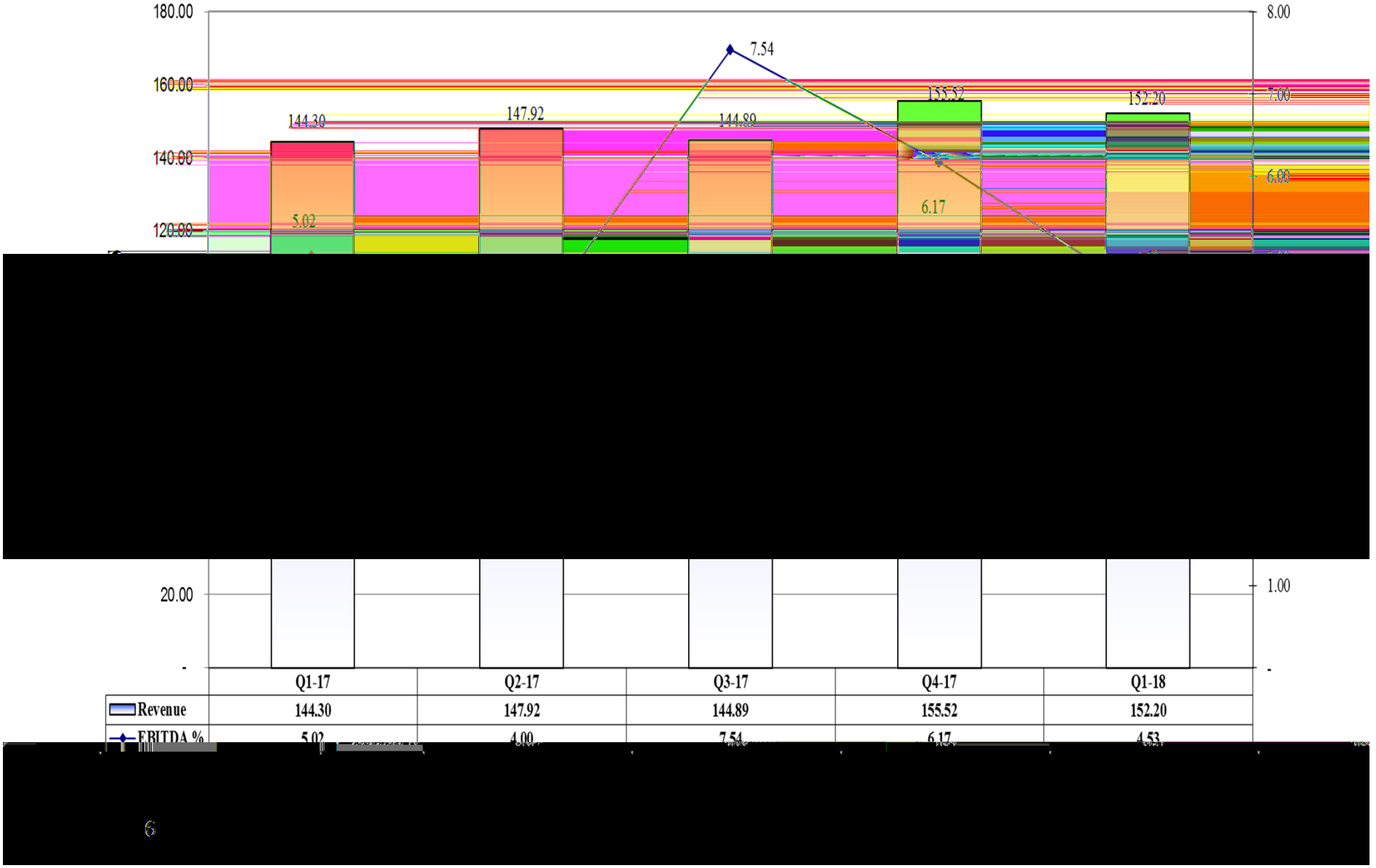
180.00
160.00
140.00
120.00
20.00
-
8.00
7.00
6.00
1.00
-
7.54
144.30
147.92
144.89
155.52
152.20
5.02
6.17
Q1-17
Q2-17
Q3-17
Q4-17
Q1-18
Revenue
144.30
147.92
144.89
155.52
152.20
EBITDA %
5.02
4.00
7.54
6.17
4.53

9 &% & -% % 0% %

	1 % >% ,	1 % 0 , (
% & B 7 &	(((	+ (
%;	!	(
%; &% C0 DE 3 @ %	(	
9% : -% <	(	
7 4 & 1	!	

- %; %& 9 % & F%

) % - %<80 5

* South East Asian Countries

"" $ % & G < 1 %&

- $ & *)) 5 0 "
- D " & % & ; " 3
  5 % & % $ $
- 9 3 & "$ "% ; & $ 4 % &
  5 $ < 0 : , % % .H 5 % $
  "$ "%
- 9 & 7 3 6
  2% 5 ; & ; % & % I
  33 % & & % I
  3 5% ; & 3 $ 3 %; 5
  ;% % 3 3 5

9 % .3 "%

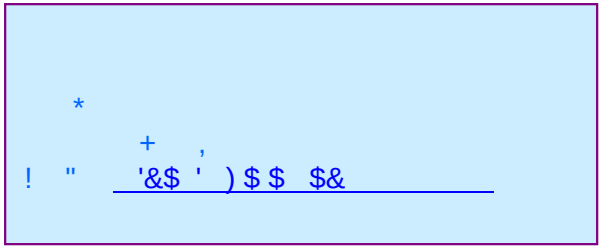

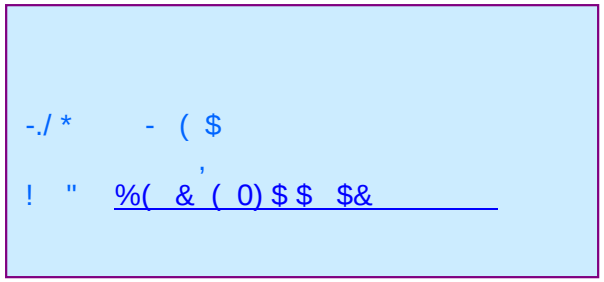

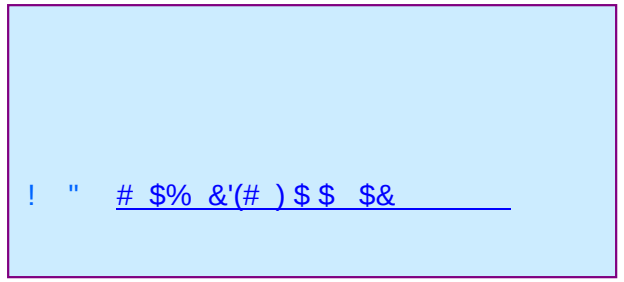

#+

, #+ #-