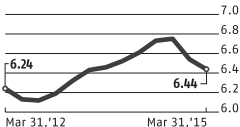


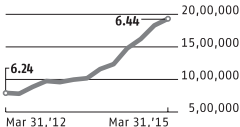
# VALUE OF FII OWNERSHIP ON THE RISE

Foreign institutional investor (FII) ownership in Indian companies fell 10 basis points during the March quarter. However, in value terms, FII ownership in Indian stocks increased from ₹18.3 lakh crore in December 2014 to ₹19.3 lakh crore, the highest since Prime Database started collecting the data. The total value of Indian-listed companies also reached highest-ever level during the March quarter. In terms of sectors, FIIs have highest exposure to banking stocks, followed by information technology.

## FII OWNERSHIP (%)



## VALUE OF HOLDING (₹ cr)



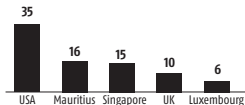
## THE BIG FISH

The top five FIIs in terms of value of holdings

	No. of cos. invested	Value of holding (₹ cr)
Euro Pacific	14	47,659
Oppenheimer	10	27,829
Govt. of Singapore	22	20,551
Franklin Templeton	38	20,054
Aberdeen	20	18,872

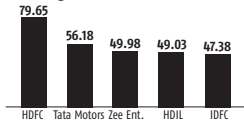
## TOP REGIONS

% of total holding



## COMPANIES WITH HIGHEST FII HOLDING

% holding



Note: The analysis is based on shareholding data filed by 1,448 NSE-listed companies for the quarter ended March 2015; Shareholding of more than one per cent considered

Source: [www.nseinfobase.com](http://www.nseinfobase.com), Prime Database