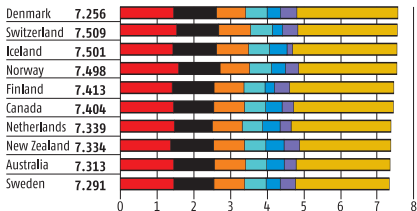


QUICK LOOK

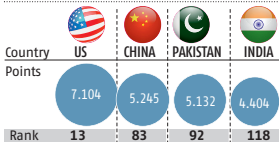
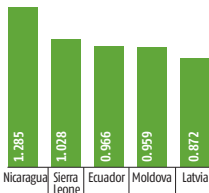
HERE ARE THE HAPPIEST 10

■ GDP per capita ■ Social support ■ Healthy life expectancy ■ Freedom to make life choices ■ Generosity ■ Perceptions of corruption ■ Dystopia (2.33) + residual



Note: Figures in rating points out of a total of 10

TOP FIVE GAINERS IN HAPPINESS



- Denmark topped the list in the first report, in 2012, and again in 2013, but it was displaced by Switzerland last year.
- Out of the top three most populous nations, United States is the happiest.

TOP TEN LOSERS IN HAPPINESS



Note: Figures show change in rating points

About the Study: The rankings are based on answers to the main life evaluation question asked in the poll. This is called the Cantril ladder: it asks respondents to think of a ladder, with the best possible life for them being a 10, and the worst possible life being a 0. They are then asked to rate their own current lives on that 0 to 10 scale

Compiled by: Debarghya Sanyal

Source: World Happiness Report 2016