



Clean Science and Technology Limited
i n n o v a t i o n a t w o r k



02.02.2026

To,

BSE Limited

Phiroze Jeejeebhoy Towers,
Dalal Street,
Fort, Mumbai – 400 001
Scrip Code: 543318

National Stock Exchange of India Limited

Exchange Plaza, Plot no. C/1,
G Block, Bandra-Kurla Complex
Bandra (E), Mumbai - 400 051
Trading Symbol: CLEAN

Subject: Submission of Newspaper Publication of the Unaudited Financial Results (Stand-alone and Consolidated) for the Quarter and Nine Months ended 31st December, 2025.

Dear Sir/Madam,

Pursuant to Regulation 30 read with Schedule III and Regulation 47 of the SEBI (Listing Obligations and Disclosure Requirements) Regulations, 2015, please find enclosed copies of the newspaper advertisement published in Business Standard (English edition) and Loksatta (Marathi edition) on Monday, 2nd February, 2026 regarding the Unaudited Financial Results (Standalone and Consolidated) for the Quarter and Nine Months ended 31st December, 2025.

You are requested to take the same on record.

Thanking You.

For Clean Science and Technology Limited

Ruchita Vij

Company Secretary & Compliance officer

Encl: As above

When industry giants speak, everyone listens.

In-depth Q&As with market mavens – every Monday in Business Standard.

To book your copy, SMS: [022-26101000](tel:022-26101000) or email order@bsmail.in



Business Standard
Insight Out

NOTICE INVITING e-TENDER

INDIAN BANK invites e-tender in Two Bid System for Selection of Contractor for the Redevelopment of the own premises for Executive Quarters at No.75, Musiri Subramaniam Salai (Oliver Road), Mylapore, Chennai- 600004.

The last date of submission of Tenders is 24.02.2026

For further information:
www.indianbank.bank.in/tenders or <http://www.tenderwizard.com/indianbank>

Deputy General Manager (Estate)

Corporate Office : Estate Department, Tel. 044- 2813 4818/431/ 4481



NITIN SPINNERS LIMITED

Regd. Office : 16-17 Km. Stone, Chittor Road, Hamirgarh, Bhilwara - 311 025 (Rajasthan)
CIN L17111RJ1992PLC006987 • Tel. : +91 1482 286110, Fax : 91 1482 286117
Website : www.nitinspinners.com • E-Mail : nsli@nitinspinners.com

EXTRACT OF STANDALONE UNAUDITED FINANCIAL RESULTS FOR THE QUARTER AND NINE MONTHS ENDED 31ST DECEMBER, 2025

(Rs. in Lacs)

S. No.	Particulars	Quarter Ended 31.12.2025	31.12.2024	Nine Months ended 31.12.2025	31.12.2024
1	Total Income from Operations (Net)	80172.26	83951.43	235754.06	246711.18
2	Net Profit / (Loss) for the period (before Tax & Exceptional items)	5837.33	5986.92	16035.31	17377.31
3	Net Profit / (Loss) for the period before Tax (after Exceptional items)	5837.33	5986.92	16035.31	17377.31
4	Net Profit / (Loss) for the period (after Tax & Exceptional items)	4441.36	4477.85	12018.56	12905.73
5	Total Comprehensive Income for the period [Comprising Profit/(Loss) for the period (after tax) and Other Comprehensive Income (after tax)]	4503.06	4389.99	11994.01	12928.64
6	Equity Share Capital (Face Value Rs. 10/- each)	5622.00	5622.00	5622.00	5622.00
7	Reserves i.e. Other Equity (excluding revaluation Reserves in Audited Balance Sheet as at 31.03.2025)				125497.94
8	Earning Per Share in Rupees (of Rs. 10/- each) (for continuing operations)- 1. Basic 2. Diluted	7.90 7.90	7.96 7.96	21.38 21.38	22.96 22.96




Note:
The above is an extract of the detailed Financial Results for the Quarter and Nine Months ended 31st December, 2025 filed with the Stock Exchanges under regulation 33 of the SEBI (Listing and other Disclosure Requirements) Regulations, 2015. The full format of the Quarterly Financial Results are available on the Stock Exchange websites www.bseindia.com, www.nseindia.com and Company's website www.nitinspinners.com and can be accessed by scanning QR Code given below.



For and on behalf of Board of Directors
For Nitin Spinners Ltd

(Dinesh Nolkha)
Chairman & Managing Director
DIN : 00054658

Date : 31.01.2026
Place : Bhanwaria Kalan, Begun



Corporate identification Number: L27101WB2001PLC138341
Registered Office : Turner Morrison Building, 6, Lyons Range, 1st Floor, Kolkata - 700001
E-mail: info.steels@manaksiasteels.com, Website: www.manaksiasteels.com
Phone: +91-33-2231 0055 / +91-33-2231 0056

EXTRACT OF CONSOLIDATED UNAUDITED FINANCIAL RESULTS FOR THE QUARTER AND NINE MONTHS ENDED 31ST DECEMBER, 2025

(₹ in Lacs)

Particulars	Quarter Ended 31st December 2025	Nine Months Ended 31st December 2025	Quarter Ended 31st December 2024
Income from Operations	31,786.00	79,801.98	16,048.05
Total Revenue	32,056.16	80,418.71	16,052.56
Profit/(Loss) before Interest, Tax, Depreciation & Amortisation (EBITDA)	1,811.62	4,476.66	586.03
Net Profit/(Loss) before taxes (PBT) (before tax, exceptional items and/or extraordinary items)	1,264.31	2,775.45	219.28
Exceptional items	-	-	(8.86)
Net Profit/(Loss) before taxes (PBT) (before tax, after exceptional items and/or extraordinary items)	1,264.31	2,775.45	210.42
Tax Expenses	303.57	715.87	(21.43)
Net Profit/(Loss) after taxes (PAT) (after exceptional items and/or extraordinary items)	960.74	2,059.58	231.85
Total Comprehensive Income [Comprising Profit/(Loss) after tax and Other Comprehensive Income after tax]	900.14	2,380.20	(574.48)
Equity Share Capital	655.34	655.34	655.34
Earnings per share (EPS) (of ₹ 1/- each) (Not annualised): (a) Basic (₹) (b) Diluted (₹)	1.47 1.47	3.14 3.14	0.35 0.35

Key numbers of Standalone Financial Results :

(₹ in Lacs)

Particulars	Quarter Ended 31st December 2025	Nine Months Ended 31st December 2025	Quarter Ended 31st December 2024
Income from Operations	29,834.00	74,311.10	14,229.51
Total Revenue	30,104.10	74,927.58	14,233.58
Profit/(Loss) before Interest, Tax, Depreciation & Amortisation (EBITDA)	1,717.87	4,183.16	527.57
Net Profit/(Loss) before taxes (PBT)	1,207.63	2,596.90	178.09
Net Profit/(Loss) after taxes (PAT)	910.22	1,945.75	266.77

Notes :

(a) The Financial Results of the Company for the Quarter and Nine Months ended 31st December, 2025 have been reviewed and recommended by the Audit Committee and approved by the Board of Directors of the Company in their respective meetings held on 31st January, 2026. The Statutory Auditors of the Company have carried out Limited Review of the results and these results are being published in accordance with Regulation 33 of the SEBI (Listing Obligations and Disclosure Requirements) Regulations, 2015.

(b) The Consolidated Financial Results comprise of Manaksia Steels Limited, its wholly owned subsidiary, Federated Steel Mills Limited, Far East Steel Industries Limited and Sumo Agrochem Limited.

(c) As the Company's business activity falls within a single primary business segment, viz., "Metals", the disclosure requirements of Ind AS 108, "Operating Segments", are not applicable.

(d) Comparative figures have been rearranged/regrouped wherever necessary.


(e) The Exceptional item reported in the Group's consolidated financial results for the financial year ended 31 March 2025 includes foreign exchange losses arising from devaluation of the Nigerian Currency. These losses primarily relate to the Group's subsidiary operations in Nigeria.

(f) The Government of India has consolidated 29 existing labour laws into four Labour Codes: Code on Wages, 2019; Code on Social Security, 2020; Industrial Relations Code, 2020; and Occupational Safety, Health and Working Conditions Code, 2020. These Codes became effective from November 21, 2025. The Ministry of Labour & Employment has issued draft Central Rules and FAQs to facilitate understanding of the regulatory changes and to enable assessment of their financial implications. Based on the information presently available, the impact arising from the implementation of the Labour Codes in respect of the Company's own employees has been considered in the standalone and consolidated financial results and is not material. Management is in the process of assessing the impact in respect of contractual labour engaged by the Company and, based on the assessment carried out to date, does not expect such impact to be material.


The Central and State Rules under the Labour Codes are yet to be notified and, upon such notification, the Company will reassess and recognise the impact, if any, on employee benefit obligations in accordance with applicable accounting standards."

(g) The above is an extract of the detailed format of Quarterly Financial Results filed with the Stock Exchanges under Regulation 33 of the SEBI (Listing Obligations and Disclosure Requirements) Regulations, 2015. The full format of the Financial Results for the Quarter & Nine Months Ended 31st December, 2025 and Key Financial Highlights are available on the Stock Exchange websites, www.bseindia.com and www.nseindia.com and on the Company's website www.manaksiasteels.com. These results can also be accessed by scanning the QR codes provided below:

Key Highlights



Financial Results



For and on behalf of the Board of Directors
Manaksia Steels Limited

Sd/-
Varun Agrawal
(Managing Director)
DIN - 00441271

Place : Kolkata
Dated : 31st January, 2026

INDO RAMA SYNTHETICS (INDIA) LIMITED

Registered Office : A-31, MIDC Industrial Area, Butibori - 441122, District Nagpur, Maharashtra.
Corporate Office : Plot No. 53 & 54, Delhi Press Building, Phase-IV, Udyog Vihar, Gurugram -122015, Haryana.
Tel.: 07104-663000 / 01, Email : corp@indorama-ind.com, Website: www.indoramaindia.com, CIN: L17124MH1986PLC166615

EXTRACT OF UNAUDITED FINANCIAL RESULTS (STANDALONE AND CONSOLIDATED) FOR THE QUARTER AND NINE MONTHS ENDED DECEMBER 31, 2025

(₹ in Crores)

Sr. No.	Particulars	Standalone			Consolidated								
		Quarter Ended		Nine Months Ended	Quarter Ended		Nine Months Ended	Year Ended					
		December 31, 2025	September 30, 2025	December 31, 2024	December 31, 2025	December 31, 2024	March 31, 2025	December 31, 2025	December 31, 2024	March 31, 2025			
		(Unaudited)	(Unaudited)	(Audited)			(Unaudited)	(Unaudited)	(Audited)				
1	Total Income from Operations	1,081.60	1,169.93	1,074.41	3,441.20	2,853.19	3,989.94	1,191.17	1,222.35	1,168.10	3,722.08	3,066.73	4,287.96
2	Profit/(Loss) before Exceptional Item and Tax	13.60	23.04	21.16	68.95	(29.46)	20.08	11.48	24.55	13.59	88.78	(49.67)	1.40
3	Profit/(Loss) after Exceptional Item and before Tax	10.91	23.04	21.16	66.26	(29.46)	20.08	8.78	24.55	13.59	86.08	(49.67)	1.40
4	Profit/(Loss) After Tax	10.91	23.04	21.16	66.26	(29.46)	20.08	8.78	24.55	13.59	86.08	(49.67)	1.40
5	Total comprehensive income for the period (comprising profit/(Loss)) for the period (after tax) and other comprehensive income (after tax)	13.40	23.04	21.27	68.75	(29.35)	18.74	11.30	24.55	13.76	88.60	(49.50)	1.40
6	Paid-up Equity Share Capital (Face value per share: ₹ 10/-)	261.11	261.11	261.11	261.11	261.11	261.11	261.11	261.11	261.11	261.11	261.11	261.11
7	Other Equity	-	-	-	-	-	191.85	-	-	-	-	-	107.10
8	Earnings/(Loss) per share (of ₹ 10/- each) (Not Annualised)												
(a)	Basic (in ₹)	0.42	0.88	0.81	2.55	(1.12)	0.77	0.34	0.94	0.53	3.30	(1.90)	0.05
(b)	Diluted (in ₹)	0.42	0.88	0.81	2.55	(1.12)	0.77	0.34	0.94	0.53	3.30	(1.90)	0.05

Notes:

1. The above is an extract of the detailed format of financial results for the quarter and nine months ended December 31, 2025, filed with the Stock Exchanges under Regulation 33 of the SEBI (Listing Obligations and Disclosure Requirements) Regulations, 2015. The full format of the quarterly financial results are available on the Stock Exchange websites, viz: www.bseindia.com and www.nseindia.com. The same is also available on the Company's website, viz: www.indoramaindia.com.


2. The above results, which are published in accordance with Regulation 33 of the SEBI (Listing Obligations and Disclosure Requirements) Regulations, 2015, as modified by Circular No. CIR/CFD/FAC/62/2016 dated July 5, 2016 have been reviewed and recommended by the Audit Committee and approved by the Board of Directors of the Company, at their respective meetings held on January 31, 2026. The financial results of the Company have been prepared in accordance with the Indian Accounting Standards (Ind AS) as prescribed under Section 133 of the Companies Act, 2013 read with relevant rules issued hereunder and the other accounting principles generally accepted in India. The Statutory Auditors of the Company have carried out a Limited Review of the unaudited financial results for the quarter and nine months ended December 31, 2025.

3. Indorama Sustainable Polymers (India) Private Limited and Indorama Sustainable Polyester Yarns Private Limited, Wholly Owned Subsidiaries of the Company, incorporated on December 17, 2022, are yet to commence operations.


4. Consolidated total income from operations is arrived after elimination of transactions with Subsidiaries.

5. Figures for the previous periods have been regrouped and/or rearranged and/or reclassified wherever necessary to make them comparable with those of current periods.

For and on Behalf of Board of Directors
Indo Rama Synthetics (India) Limited
Om Prakash Lohia
Chairman and Managing Director (DIN : 00206807)



Place: Gurugram
Date: January 31, 2026



CLEAN SCIENCE AND TECHNOLOGY LIMITED

Regd Office: Office No. 603 & 604, 6th Floor, Tower No.15, Cybercity, Magarpatta City, Hadapsar, Pune, Maharashtra – 411013
Website: www.cleanscience.co.in, Email Id: compliance@cleanscience.co.in, Tel: +91 20 41264761, Corporate Identification Number: L24114PN2003PLC018532

STATEMENT OF UNAUDITED FINANCIAL RESULTS FOR THE QUARTER AND NINE MONTHS ENDED DECEMBER 31, 2025

(₹ in million (except per share data))

Sr No	Particulars	Standalone			Consolidated				
		Quarter Ended		Nine Months Ended	Quarter Ended		Nine Months Ended	Year Ended	
		31-12-2025	31-12-2024	31-12-2025	31-03-2025	31-12-2025	31-12-2024	31-12-2025	31-03-2025
		(Un-audited)	(Un-audited)	(Un-audited)	(Audited)	(Un-audited)	(Un-audited)	(Un-audited)	(Audited)
1	Total Income from Operations	1,854.90	2,315.57	6,182.05	9,223.16	2,196.70	2,408.16	7,072.94	9,666.44
2	Net Profit / (Loss) for the period after tax (after Exceptional and/or Extraordinary items)	518.97	741.09	1,930.96	2,923.02	458.84	656.43	1,713.83	2,644.05
3	Earnings per equity share (nominal value of ₹ 1/- per share)*								
	Basic	4.88	6.97	18.17	27.51	4.32	6.18	16.13	24.88
	Diluted	4.88	6.97	18.17	27.50	4.32	6.18	16.12	24.88


***EPS are not annualised for the interim periods**

Notes:

1. The above unaudited financial results have been reviewed by the Audit Committee and thereafter approved and taken on record by the Board of Directors in their respective meetings held on January 31, 2026. These unaudited financial results of the company are prepared in accordance with Indian Accounting Standards ("referred to as Ind AS") as prescribed under Section 133 of the Companies Act, 2013 read with Companies (Indian Accounting Standards) Rules, 2015 as amended from time to time.

2. The Board of Directors at their meeting held on January 31, 2026, declared an Interim dividend of ₹ 2/- per share for FY 2025-26. The record date for the same is February 06, 2026.

3. The Standalone and Consolidated results of the Company are available on the Company's website, www.cleanscience.co.in and also on the website of the BSE Limited, www.bseindia.com and National Stock Exchange of India Limited, www.nseindia.com and can be accessed by scanning the QR Code.




For and on behalf of the Board of Directors

Ashok R. Boob
Managing Director
DIN 00410740

Place: Pune
Date: January 31, 2026

Adfactors 763/26



SESHASAYEE PAPER AND BOARDS LIMITED

CIN: L21012TZ1960PLC000364
Regd. Office: Pallipalayam, Namakkal District, Cauvery RS PO, Erode 638 007
Ph: 04288 240221 - 228, Fax: 04288 240229, Email: secretarial@spbtltd.com Web: www.spbtltd.com

EXTRACT OF STATEMENT OF STANDALONE AND CONSOLIDATED UNAUDITED FINANCIAL RESULTS FOR THE QUARTER / NINE MONTHS ENDED DECEMBER 31, 2025

(₹ Crores)

Sl. No.	Particulars	Standalone			Consolidated								
		3 months ended		9 months ended	Year ended	3 months ended		9 months ended	Year ended				
		31 12 2025	30 09 2025	31 12 2024	31 12 2025	31 12 2024	31 03 2025	31 12 2025	30 09 2025	31 12 2024	31 12 2025	31 03 2025	
				(Unaudited)	(Unaudited)	(Audited)			(Unaudited)	(Unaudited)	(Unaudited)	(Audited)	
1	Total Income from Operations	397.01	359.58	451.80	1156.28	1303.81	1824.26	397.11	359.66	451.89	1155.73	1302.44	1822.98
2	Net Profit for the period (before Tax and Exceptional Items)	21.11	24.08	15.12	68.25	99.89	127.82	21.13	24.07	15.14	67.46	98.33	126.30
3	Exceptional Items	--	--	--	--	--	--	--	--	--	--	--	--
4	Net Profit for the period (before Tax and after Exceptional items)	21.11	24.08	15.12	68.25	99.89	127.82	24.23	28.71	15.95	74.38	103.10	132.49
5	Net Profit for the period after Tax (after Exceptional items)	15.53	17.80	15.81	50.39	78.93	104.56	18.64	22.41	16.63	56.48	82.10	109.17
6	Total Comprehensive Income for the period [Comprising Profit / (Loss) for the period (after tax) and Other Comprehensive Income (after tax)]	29.65	-24.30	8.85	69.90	89.62	104.49	33.88	-23.54	8.74	77.34	92.33	107.20
7	Equity Share Capital (Face value of ₹ 2 each)	12.04	12.04	12.04	12.04	12.04	12.04	12.04	12.04	12.04	12.04	12.04	12.04
8	Reserves, excluding Revaluation Reserves, as per the Audited Balance Sheet						1899.87						1976.36
9	Earnings Per Share ₹ 2/- each (not annualised)												
	1. Basic (in ₹) :	2.58	2.96	2.63	8.37	13.11	17.35	3.10	3.72	2.76	9.38	13.63	18.13
	2. Diluted (in ₹) :	2.58	2.96	2.63	8.37	13.11	17.35	3.10	3.72	2.76	9.38	13.63	18.13


Notes:

1. Paper is the only reportable segment of operation of the Company.

2. The Hon'ble NCLT, Chennai bench vide its order dated 12.05.2023 approved the e-auction sale of assets of M/s. Servalakshmi Paper Limited (Corporate Debtor in Liquidation) as a Going Concern, in favour of our company and consequently the Sales Certificate has been issued and the assets handed over to our company. Few appeals challenging Hon'ble NCLT's order have been filed in Hon'ble NCLAT, which are pending. Company is taking steps for revival, refurbishment and recommencement of operations.

3. The above results were reviewed by the Audit Committee of the Board and approved by the Board of Directors at the respective meetings held on January 30, 2026 and January 31, 2026.

4. The above is an extract of the detailed format of Quarterly / Nine months Unaudited Financial Results filed with the Stock Exchanges under Regulation 33 of the SEBI (Listing Obligations and Disclosure Requirements) Regulations, 2015. The full format of the Quarterly Unaudited Financial Results is available on the Website of Stock Exchanges (www.bseindia.com and www.nseindia.com) and on Company's Website (www.spbtltd.com). The same can be accessed by scanning the QR code provided below.



Place : Chennai
Date : January 31, 2026

(By Order of the Board)
For Seshasayee Paper and Boards Limited

N GOPALARATNAM
Chairman

बीजिंग : अफगाणिस्तानातून उद्भवणाऱ्या दहशतवादी धोक्यांचा परिणाम वाढत असल्याच्या पार्श्वभूमीवर चीन आणि संयुक्त राष्ट्रांनी या आठवड्यात

संयुक्त राष्ट्रे, चीनकडून पाकिस्तानला इशारा

पाकिस्तानला इशारा दिला आहे.

तसेच या दहशतवादी हिंसाचाराचा शेट परिणाम पाकिस्तानवर होत

असल्याचेही नमूद केले आहे.

शुक्रवारी मध्य आशियासाठी दहशतवादविरोधी पूर्व चेतावणी

प्रणालीवरील एका उच्चस्तरीय बैठकीला संबोधित करताना, संयुक्त राष्ट्रांमधील चीनचे राजदूत सुन लेई यांनी सांगितले की, मध्य आशिया प्रामुख्याने स्थिर असला तरी सीमापार दहशतवादाच्या परिणामांचा त्यावर सातत्याने प्रभाव पडत आहे, असे डॉन वृत्तपत्राने म्हटले आहे. ‘सध्या मध्य आशिया प्रदेश सर्वसाधारणपणे स्थिर असून दहशतवादी धोक्यांच्या ओघामुळे तो अजूनही गंभीरपणे प्रभावित आहे,’ असे ते म्हणाले.

पाकिस्तानात बलूच बंडखोरांचे हल्ले

कारवाईत १४५ अतिरेकी मारल्याचा दावा; १७ सैनिकही ठार

वृत्तसंस्था, क्वेट्टा

पाकिस्तानच्या लष्कराने बलुचिस्तान भागात ४० तासांहून राबविलेल्या मोहिमेत १४५ अतिरेक्यांना मारल्याचा दावा केला आहे. बलुचिस्तान भागात विविध

ठिकाणी अतिरेक्यांनी बंदूक आणि बॉम्बचा वापर करून केलेल्या हल्ल्यात ५० हून नागरिकांचा मृत्यू झाला. त्यानंतर पाकिस्तानने ही मोहीम राबविली. बलुचिस्तानमधील हल्ल्याची जबाबदारी ‘बलूच लिबरेशन

आर्मी’ने (बीएलए) स्वीकारली आहे.

पाकिस्तानचे गृहराज्यमंत्री तलाल चौधरी यांनी सांगितले, की हल्लेखोर साध्या वेशात रुग्णालये, शाळा, बँक, बाजारपेठांत शनिवारी आले आणि सामान्य नागरिकांवर बھेट गोळीबार सुरू केला.

पाकिस्तानी सुरक्षा दलांना लक्ष्य करण्यासाठी बलूच बंडखोरांनी ‘ऑपरेशन हेराॅफ’ सुरू केले आहे. बलूच बंडखोरांनी क्वेटा, ग्वादार, मस्तुंग आणि नोशकी जिल्ह्यांमध्ये एकाच वेळी सुरक्षा दलांवर हल्ले केले. काही ठिकाणी आत्मघाती हल्ल्यांचीही प्रयत्न केला.

बलुचिस्तान प्रांताचे मुख्यमंत्री सरफराज बुग्टी यांनी १७ सुरक्षा सैनिक आणि ३१ नागरिकांचा मृत्यू झाल्याची



माहिती दिली. बुग्टी म्हणाले, ‘बलूच बंडखोर अशा प्रकारची मोहीम आखत असल्याची माहिती गुप्तचरांकडून आम्हाला मिळाली होती. त्यानुसार आम्ही आधीच कारवाई सुरू केली.’

पाकिस्तानी लष्कराने सांगितले, की शनिवारी केलेल्या कारवाईत ९२, तर शुक्रवारी केलेल्या कारवाईत ४१ अतिरेक्यांना ठार मारण्यात आले.

पाकिस्तानच्या आरोपांचे भारताकडून खंडन

● बलुचिस्तान भागातील शांततेचा भंग करण्यात भारताचा हात असल्याचा पाकिस्तानी लष्कराचा आरोप भारताने फेटाळून लावला आहे. पाकिस्तानला अंतर्गत भागात सुव्यवस्था राखण्यात आलेल्या अपयशापासून सर्वच लक्ष दुसरीकडे वळावे, यासाठी पाकिस्तान नेहमीच असे उडगणगे गातो, अशी प्रतिक्रिया भारताच्या परराष्ट्र मंत्रालयाचे प्रवक्ते रणधीर जैस्वाल यांनी दिली आहे. भारतावर आरोप करण्याऐवजी तेथील लोकांच्या दीर्घ काळापासून काय मागण्या आहेत, याकडे पाकिस्तानने लक्ष द्यावे, असे ते म्हणाले.

विविध ठिकाणी हल्ले सुरुच असल्याचा दावा

● ‘बीएलए’चे प्रवक्ते जियांद बलोच यांनी निवेदनात म्हटले आहे, की वेगवेगळ्या ठिकाणी कारवाया सुरुच आहेत. पाकिस्तानी सैनिकांच्या हालचालींवर मोठा दबाव आहे. अनेक बलूच बंडखोरांनी अनेक भागांवर नियंत्रण मिळवले आहे. या बाबतची एकत्रित आणि विस्तारित माहिती योग्य वेळी जाहीर करण्यात येईल.

‘जैश’च्या दहशतवाद्यांचा शोध अजूनही सुरू

पोटीआय, जम्मू

जम्मू आणि काश्मीरमधील किश्तवाड जिल्ह्यातील लष्कराच्या जवानांनी दहशतवाद्यांशी पुन्हा संपर्क प्रस्थापित केल्यानंतर चकमक उडाली. एका दहशतवाद्याला गोळी लागल्याची शक्यता असून, झोनद्वारे करण्यात आलेल्या पाळतीमध्ये रक्ताचे डाग दिसल्याचे अहवालात नमूद करण्यात आले आहे. दोन आठवड्यांत या परिसरात दहशतवाद्यांशी संपर्क प्रस्थापित होण्याची ही चौथी वेळ आहे. चन्ू- डोलगाम- दिच्छर पट्ट्यातील बर्फाच्छादित, उंचावरील भागात झोनद्वारे हवाई पाळत तसेच हेलिकॉप्टरच्या मदतीने सतत लक्ष ठेवण्यात येत आहे. विशेष दल, राष्ट्रीय रायफलस, विशेष अभियान गट आणि सीआरपीएफ यांचा समावेश असलेल्या संयुक्त पथकाचे शनिवारपासून शोधमोहिमेत श्वान पथकांचाही समावेश केला आहे. कारवाईच्या पार्श्वभूमीवर सिंहपोरा, चिंगाम आणि चन्नु या भागांचा समावेश असलेल्या सहा किमी परिसरात शुक्रवारपासून मोबाइल इंटरनेट सेवा तात्पुरती बंद करण्यात आली आहे.



३पी लँड होल्डिंग्ज लिमिटेड

सीआयएन : एल७४९९९एमएच९९९९पीएलसी०१३३९४

नॉंदणीकृत कार्यालय : थेरगांव, पुणे-४११ ०३३. टेलि : +९१-२०-४०७७ ३३३३ फॅक्स : +९१ (२०) ४०७७ ३३८८ ई-मेल : admin@3pland.com संकेतस्थळ : www.3pland.com

३१ डिसेंबर २०२५ रोजी संपलेले तिमाही आणि नऊमाही वर्षासाठी अलेखापरिक्षित वित्ति्य निष्कर्षांचे विवरण

अनु. क्र.	तपशील	स्वतंत्र निष्कर्ष			एकत्रिकृत निष्कर्ष						
		संपलेली तिमाही		संपलेली नऊमाही	संपलेले वर्ष	संपलेली तिमाही		संपलेली नऊमाही	संपलेले वर्ष	संपलेले वर्ष	
		३१ डिसेंबर २०२५ (अलेखापरिक्षित)	३० सप्टेंबर २०२५ (अलेखापरिक्षित)	३१ डिसेंबर २०२५ (अलेखापरिक्षित)	३१ डिसेंबर २०२५ (अलेखापरिक्षित)	३१ डिसेंबर २०२५ (अलेखापरिक्षित)	३० सप्टेंबर २०२५ (अलेखापरिक्षित)	३१ डिसेंबर २०२५ (अलेखापरिक्षित)	३१ डिसेंबर २०२५ (अलेखापरिक्षित)	३१ मार्च २०२५ (लेखापरिक्षित)	३१ मार्च २०२५ (लेखापरिक्षित)
		१७	१७७	९३	३६६	३५६	४४७	९७	१७७	९३	३६६
१	ऑपरेशन्समधून एकूण उत्पन्न										
२	अपवादात्मक बाबींपूर्व नफा / (तोटा) सहयोगीच्या व कराचा नफा / (तोट्या) तील वाटा	५३	१३२	५१	२३५	२३०	२७५	५३	१३२	२३५	२७५
३	कालावधीसाठी अपवादात्मक बाबींपश्चात, परंतु करपूर्व सहयोगीच्या व कराचा नफा / (तोट्या) तील वाटा	५३	१३२	५१	२३५	२३०	२७५	५३	१३२	५१	२७५
४	करानंतर कालावधीकरिता निव्वळ नफा/(तोटा)	४०	९९	३८	१७६	१७२	२०९	४०	९९	३८	१७६
५	करानंतर कालावधीकरिता निव्वळ नफा/(तोटा)	(२,८५४)	३२६	७,४२२	(२१५)	१३,४२४	३,८९०	(२,८५४)	३२६	७,४२२	(२१५)
६	अन्य व्यापक उत्पन्न (कराची निव्वळ)	(२,८१४)	४२५	७,४६०	(३९)	१३,५९६	४,०९९	(२,८१४)	४२५	७,४६०	(३९)
७	कालावधीकरिता एकूण व्यापक उत्पन्न (कालावधीकरिता(करानंतर) समाविष्ट नफा आणि अन्य व्यापक उत्पन्न (करानंतर)	३६०	३६०	३६०	३६०	३६०	३६०	३६०	३६०	३६०	३६०
८	समन्याय भाग भांडवल (दर्शत मूल्य ₹ २/-प्रती भाग)					४,२५१					४,०८८
९	कमाई प्रती भाग (₹ २/- प्रत्येकी) मूलभूत व सौम्य केलेली (₹)	०.२२	०.५५	०.२१	०.९८	०.९५	१.१६	०.२२	०.५५	०.२१	०.९६

नोंदी :

- वरील निष्कर्षांचे लेखा समितीद्वारा अवलोकन करण्यात आले आणि संचालक मंडळाद्वारा ३१ जानेवारी २०२६ रोजी घेण्यात आलेल्या त्यांच्या सभेत मान्य करण्यात आले आहेत.
- सेबी (लिस्टिंग ऑब्लिगेशन्स अँड डिस्क्लोजर रिक्वायरेमेंट्स) रेग्युलेशन, २०१५ च्या रेग्युलेशन ३३ अंतर्गत मर्यादित परीक्षण सांविधिक लेखापरिक्षकांद्वारा पार पाडण्यात आले आहे.
- हे विवरण शक्य तेवढे कंपनी अधिनियम, २०१३ मधील अनुच्छेद १३३ मध्ये विहित केल्यानुसार सुधारित कंपन्या (भारतीय लेखांकन दर्जा) नियम, २०१५ (as amended) आणि इतर मान्यताप्राप्त लेखा पद्धती आणि नीतीच्या अनुसार तयार करण्यात आलेले आहेत.
- वरील उतारा सेबी (लिस्टिंग ऑब्लिगेशन्स अँड डिस्क्लोजर रिक्वायरेमेंट्स) रेग्युलेशन, २०१५ च्या रेग्युलेशन ३३ अंतर्गत स्टॉक एक्सचेंजसकडे फाईल केलेल्या ३१ डिसेंबर २०२५ रोजी संपलेल्या तिमाही व नऊ महिनेकरिता वित्तीय निष्कर्षाचा सविस्तर प्रारूप उतारा आहे. या वित्तीय निष्कर्षांचे संपूर्ण प्राप्प (www.bseindia.com व www.nseindia.com) या स्टॉक एक्सचेंजच्या संकेतस्थळावर उपलब्ध आहे तसेच (www.3pland.com) या कंपनीच्या संकेतस्थळावर उपलब्ध आहे.
- ३पी लँड होल्डिंग्ज लिमिटेडच्या एकत्रित आर्थिक परिणामांमध्ये, Ind AS २८ इक्विटी पद्धतीनुसार हिशेब केलेल्या सहयोगी कंपनी – बायोझेडेवेल प्रॉडक्ट्स इंडिया लिमिटेडच्या आर्थिक परिणामांचा समावेश आहे.
- आर्थिक निकाल मे. प्राइम मॉल डेव्हलपर्स, जी बायोझेडेवेल प्रॉडक्ट्स इंडिया लिमिटेडची सहयोगी फर्मचे आहे, ज्याचे निकाल/स्टेटमेंटवर स्वाक्षरी होईपर्यंत उपलब्ध नाहीत. त्यानुसार, ३पी लँड होल्डिंग्ज लिमिटेडच्या एकत्रित आर्थिक निकालांमध्ये विचारात घेतल्याप्रमाणे, असोसिएट कंपनी बायोझेडेवेल प्रॉडक्ट्स इंडिया लिमिटेडचे एकत्रित आर्थिक परिणाम; सहयोगी फर्मच्या आर्थिक परिणामाचा समावेश नाही. अशा पद्धतीने व्यवस्थापनाचा अंदाज आहे की ३पी लँड होल्डिंग्ज लिमिटेडच्या एकत्रित आर्थिक परिणामांमध्ये कोणताही भौतिक परिणाम होणार नाही.
- सध्याच्या कालावधीच्या सादरीकरणाशी सुसंगत असणे आवश्यक वाटले तेथे मागील कालावधीची रक्कम पुन्हा एकत्र केली गेली आहे.



स्थळ : पुणे

दिनांक : ३१ जानेवारी २०२६

STATEMENT OF UNAUDITED FINANCIAL RESULTS FOR THE QUARTER AND NINE MONTHS ENDED DECEMBER 31, 2025									
₹ in million (except per share data)									
Sr No	Particulars	Standalone			Consolidated				
		Quarter Ended	Nine Months Ended	Year Ended	Quarter Ended	Nine Months Ended	Year Ended	Quarter Ended	Nine Months Ended
		31-12-2025	31-12-2024	31-12-2025	31-03-2025	31-12-2025	31-12-2024	31-12-2025	31-03-2025
		(Un-audited)	(Un-audited)	(Un-audited)	(Audited)	(Un-audited)	(Un-audited)	(Un-audited)	(Audited)
1	Total Income from Operations	1,854.90	2,315.57	6,182.05	9,223.16	2,196.70	2,408.16	7,072.94	9,666.44
2	Net Profit / (Loss) for the period after tax (after Exceptional and/or Extraordinary items)	518.97	741.09	1,930.96	2,923.02	458.84	656.43	1,713.83	2,644.05
3	Earnings per equity share (nominal value of ₹ 1/- per share)*								
	Basic	4.88	6.97	18.17	27.51	4.32	6.18	16.13	24.88
	Diluted	4.88	6.97	18.17	27.50	4.32	6.18	16.12	24.88

*EPS are not annualised for the interim periods
Notes:

1 The above unaudited financial results have been reviewed by the Audit Committee and thereafter approved and taken on record by the Board of Directors in their respective meetings held on January 31, 2026. These unaudited financial results of the company are prepared in accordance with Indian Accounting Standards (" referred to as Ind AS") as prescribed under Section 133 of the Companies Act, 2013 read with Companies (Indian Accounting Standards) Rules, 2015 as amended from time to time.

2 The Board of Directors at their meeting held on January 31, 2026, declared an Interim dividend of ₹ 2/- per share for FY 2025-26. The record date for the same is February 06, 2026.

3 The Standalone and Consolidated results of the Company are available on the Company's website, www.cleanscience.co.in and also on the website of the BSE Limited, www.bseindia.com and National Stock Exchange of India Limited, www.nseindia.com and can be accessed by scanning the QR Code.



For and on behalf of the Board of Directors

Ashok R. Boob
Managing Director

DIN 00417040

Place: Pune
Date: January 31, 2026

Adfactors 763/26