Sr No.	Short Name	Scheme Name
1	AXIS112	Axis Fixed Term Plan - Series 112 (1143 Days)
2	AXIS113	Axis Fixed Term Plan - Series 113 (1228 Days)
3	AXIS120	Axis Fixed Term Plan - Series 120 (91 Days)

Axis Fixed Term Plan - Series 112 (1143 Days)

Fortnightly Portfolio Statement as on March 31, 2024

Name of the Instrument	ISIN	Industry / Rating	Quantity	Market/Fair Value (Rs. in Lakhs)	% to Net Assets	YTM~	YTC^
Debt Instruments							
(a) Listed / awaiting listing on Stock Exchange							
7.40% Government of India (19/03/2026)	IN000326C040	Sovereign	47,26,000	4,119.02	56.90%	7.24%	
7.36% Government of India (12/03/2026)	IN000326C057	Sovereign	35,32,800	3,083.23	42.59%	7.24%	
Sub Total				**7,202.24**	**99.49%**		
(b) Privately placed / Unlisted				**NIL**	**NIL**		
Sub Total				**NIL**	**NIL**		
Total				**7,202.24**	**99.49%**		
Reverse Repo / TREPS							
Clearing Corporation of India Ltd				6.37	0.09%	7.21%	
Sub Total				**6.37**	**0.09%**		
Total				**6.37**	**0.09%**		
Net Receivables / (Payables)				**30.50**	**0.42%**		
GRAND TOTAL				**7,239.11**	**100.00%**		

~ YTM as on March 31, 2024

^ YTC represents Yield to Call provided by valuation agencies as on March 31, 2024. It is disclosed for Perpetual Bond issued by Banks (i.e. AT-1 Bond / Tier 1 Bond / Tier 2 Bond), as per AMFI Best Practices Guidelines Circular no. 135/BP/91/2020-21 read with SEBI circular No. SEBI/HO/IMD/DF4/CIR/P/2021/034 on Valuation of AT-1 Bonds and Tier 2 Bonds.

Note - Schemes & Benchmark Riskometer(s) mentioned are as per the latest details available with the AMC as on the date of hosting of portfolio.

For latest Riskometer(s), kindly visit www.axismf.com.

Scheme Risk-O-Meter

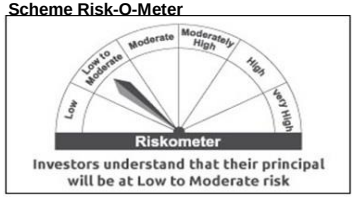

Benchmark Name - CRISIL MEDIUM TERM DEBT INDEX

Benchmark Risk-O-Meter

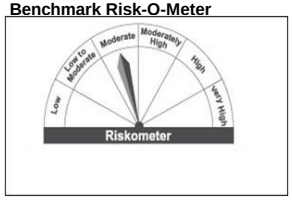

Axis Fixed Term Plan - Series 113 (1228 Days)

Fortnightly Portfolio Statement as on March 31, 2024

Name of the Instrument	ISIN	Rating	Quantity	Market/Fair Value (Rs. in Lakhs)	% to Net Assets	YTM~	YTC^
Debt Instruments							
(a) Listed / awaiting listing on Stock Exchange							
7.4% Indian Railway Finance Corporation Limited (18/04/2026) **	INE053F08239	CRISIL AAA	950	949.92	10.86%	7.40%	
7.6% REC Limited (27/02/2026)	INE020B08EF4	CRISIL AAA	900	899.03	10.28%	7.65%	
7.59% Small Industries Dev Bank of India (10/02/2026) **	INE556F08KG3	CRISIL AAA	900	897.65	10.26%	7.73%	
7.57% National Bank For Agriculture and Rural Development (19/03/2026) **	INE261F08DW2	CRISIL AAA	900	897.06	10.26%	7.75%	
8.40% Nuclear Power Corporation Of India Limited (28/11/2025) **	INE206D08212	CRISIL AAA	87	883.85	10.11%	7.49%	
7.13% Power Finance Corporation Limited (15/07/2026)	INE134E08LP1	CRISIL AAA	89	879.17	10.05%	7.71%	
8.1432% LIC Housing Finance Limited (25/03/2026) **	INE115A07QG8	CRISIL AAA	75	753.45	8.62%	7.88%	
7.9% Bajaj Finance Limited (17/11/2025)	INE296A07SF4	CRISIL AAA	75	747.81	8.55%	8.05%	
7.58% Bharat Petroleum Corporation Limited (17/03/2026) **	INE029A08073	CRISIL AAA	500	499.95	5.72%	7.58%	
7.35% NTPC Limited (17/04/2026) **	INE733E08247	CRISIL AAA	500	499.22	5.71%	7.43%	
8.05% NTPC Limited (05/05/2026) **	INE733E07KA6	CRISIL AAA	25	252.85	2.89%	7.43%	
Sub Total				**8,159.96**	**93.30%**		
(b) Privately placed / Unlisted				**NIL**	**NIL**		
Sub Total				**NIL**	**NIL**		
Total				**8,159.96**	**93.30%**		
Reverse Repo / TREPS							
Clearing Corporation of India Ltd				387.49	4.43%	7.21%	
Sub Total				**387.49**	**4.43%**		
Total				**387.49**	**4.43%**		
Net Receivables / (Payables)				**198.04**	**2.27%**		
GRAND TOTAL				**8,745.49**	**100.00%**		

**** Thinly Traded / Non Traded Security**

~ YTM as on March 31, 2024

^ YTC represents Yield to Call provided by valuation agencies as on March 31, 2024. It is disclosed for Perpetual Bond issued by Banks (i.e. AT-1 Bond / Tier 1 Bond / Tier 2 Bond), as per AMFI Best Practices Guidelines Circular no. 135/BP/91/2020-21 read with SEBI circular No. SEBI/HO/IMD/DF4/CIR/P/2021/034 on Valuation of AT-1 Bonds and Tier 2 Bonds.

Note - Schemes & Benchmark Riskometer(s) mentioned are as per the latest details available with the AMC as on the date of hosting of portfolio.

For latest Riskometer(s), kindly visit www.axismf.com.

Scheme Risk-O-Meter

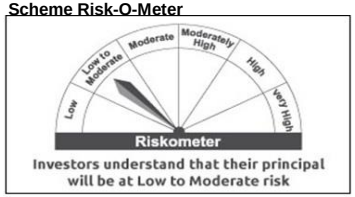

Benchmark Name - CRISIL MEDIUM TERM DEBT INDEX

Benchmark Risk-O-Meter

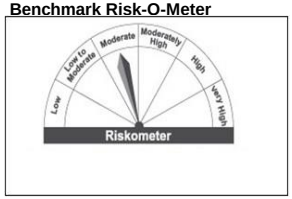

Axis Fixed Term Plan - Series 120 (91 Days)

Fortnightly Portfolio Statement as on March 31, 2024

Name of the Instrument	ISIN	Rating	Quantity	Market/Fair Value (Rs. in Lakhs)	% to Net Assets	YTM~	YTC^
Money Market Instruments							
Certificate of Deposit							
Punjab National Bank (02/04/2024)	INE160A16OD7	CRISIL A1+	100	499.90	9.74%	7.34%	
Canara Bank (04/04/2024)	INE476A16XG1	CRISIL A1+	100	499.69	9.74%	7.47%	
Kotak Mahindra Bank Limited (17/04/2024)	INE237A163T3	CRISIL A1+	100	498.37	9.71%	7.45%	
IDFC First Bank Limited (22/04/2024)	INE092T16VZ0	CRISIL A1+	80	398.28	7.76%	7.51%	
IndusInd Bank Limited (22/04/2024)	INE095A16V20	CRISIL A1+	80	398.27	7.76%	7.54%	
RBL Bank Limited (22/04/2024)	INE976G16NL8	ICRA A1+	80	398.22	7.76%	7.77%	
Bank of Baroda (02/04/2024)	INE028A16EM8	IND A1+	46	229.95	4.48%	7.37%	
Sub Total				**2,922.69**	**56.96%**		
Commercial Paper							
Network18 Media & Investments Limited (22/04/2024) **	INE870H14RZ7	CARE A1+	100	497.83	9.70%	7.56%	
HDFC Securities Limited (22/04/2024) **	INE700G14IJ1	ICRA A1+	100	497.74	9.70%	7.91%	
Aditya Birla Finance Limited (23/04/2024) **	INE860H142C0	ICRA A1+	100	497.66	9.70%	7.81%	
Small Industries Dev Bank of India (10/04/2024) **	INE556F14JX8	CRISIL A1+	70	349.35	6.81%	7.50%	
Godrej Industries Limited (22/04/2024) **	INE233A14G73	CRISIL A1+	70	348.47	6.79%	7.65%	
Sub Total				**2,191.05**	**42.70%**		
Total				**5,113.74**	**99.67%**		
Reverse Repo / TREPS							
Clearing Corporation of India Ltd				16.54	0.32%	7.21%	
Sub Total				**16.54**	**0.32%**		
Total				**16.54**	**0.32%**		
Net Receivables / (Payables)				**0.54**	**0.01%**		
GRAND TOTAL				**5,130.82**	**100.00%**		

**** Thinly Traded / Non Traded Security**

~ YTM as on March 31, 2024

^ YTC represents Yield to Call provided by valuation agencies as on March 31, 2024. It is disclosed for Perpetual Bond issued by Banks (i.e. AT-1 Bond / Tier 1 Bond / Tier 2 Bond), as per AMFI Best Practices Guidelines Circular no. 135/BP/91/2020-21 read with SEBI circular No. SEBI/HO/IMD/DF4/CIR/P/2021/034 on Valuation of AT-1 Bonds and Tier 2 Bonds.

Note - Schemes & Benchmark Riskometer(s) mentioned are as per the latest details available with the AMC as on the date of hosting of portfolio.

For latest Riskometer(s), kindly visit www.axismf.com.

Scheme Risk-O-Meter

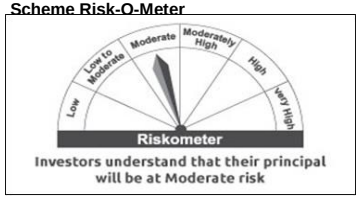

Benchmark Name - CRISIL LIQUID DEBT INDEX
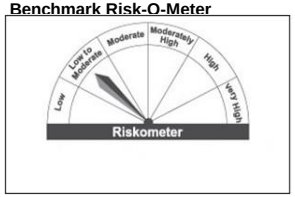
Benchmark Risk-O-Meter