

Sr No.	Short Name	Scheme Name
1	AXIS112	Axis Fixed Term Plan - Series 112 (1143 Days)
2	AXIS113	Axis Fixed Term Plan - Series 113 (1228 Days)

Fortnightly Portfolio Statement as on August 31, 2024

Name of the Instrument	ISIN	Industry / Rating	Quantity	Market/Fair Value (Rs. in Lakhs)	% to Net Assets	YTM~	YTC^
Debt Instruments							
(a) Listed / awaiting listing on Stock Exchange							
7.40% Government of India (19/03/2026)	IN000326C040	Sovereign	47,26,000	4,259.03	56.94%	6.94%	
7.36% Government of India (12/03/2026)	IN000326C057	Sovereign	35,32,800	3,187.91	42.62%	6.94%	
Sub Total				7,446.94	99.56%		
(b) Privately placed / Unlisted							
Sub Total				NIL	NIL		
Total				7,446.94	99.56%		
Reverse Repo / TREPS							
Clearing Corporation of India Ltd				2.40	0.03%	6.62%	
Sub Total				2.40	0.03%		
Total				2.40	0.03%		
Net Receivables / (Payables)				30.70	0.41%		
GRAND TOTAL				7,480.04	100.00%		

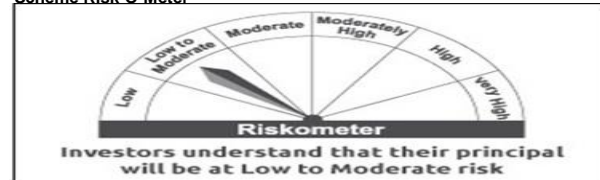
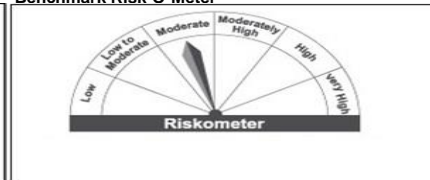
~ YTM as on August 31, 2024

^ YTC represents Yield to Call provided by valuation agencies as on August 31, 2024. It is disclosed for Perpetual Bond issued by Banks (i.e. AT-1 Bond / Tier 1 Bond / Tier 2 Bond), as per AMFI Best Practices Guidelines Circular no. 135/BP/91/2020-21 read with SEBI circular No. SEBI/HO/IMD/DF4/CIR/P/2021/034 on Valuation of AT-1 Bonds and Tier 2 Bonds.

Note - Schemes & Benchmark Riskometer(s) mentioned are as per the latest details available with the AMC as on the date of hosting of portfolio.

For latest Riskometer(s), kindly visit www.axismf.com.

Scheme Risk-O-Meter

Benchmark Name - CRISIL MEDIUM TERM DEBT INDEX
Benchmark Risk-O-Meter

Fortnightly Portfolio Statement as on August 31, 2024

Name of the Instrument	ISIN	Rating	Quantity	Market/Fair Value (Rs. in Lakhs)	% to Net Assets	YTM~	YTC^
Debt Instruments							
(a) Listed / awaiting listing on Stock Exchange							
7.4% Indian Railway Finance Corporation Limited (18/04/2026)	INE053F08239	CRISIL AAA	950	949.17	10.52%	7.48%	
7.6% REC Limited (27/02/2026) **	INE020B08EF4	CRISIL AAA	900	899.38	9.97%	7.60%	
7.59% Small Industries Dev Bank of India (10/02/2026) **	INE556F08KG3	CRISIL AAA	900	898.36	9.96%	7.69%	
7.57% National Bank For Agriculture and Rural Development (19/03/2026) **	INE261F08DW2	CRISIL AAA	900	898.17	9.96%	7.67%	
7.13% Power Finance Corporation Limited (15/07/2026) **	INE134E08LP1	CRISIL AAA	89	883.09	9.79%	7.60%	
8.40% Nuclear Power Corporation Of India Limited (28/11/2025) **	INE206D08212	CRISIL AAA	87	879.61	9.75%	7.57%	
8.1432% LIC Housing Finance Limited (25/03/2026) **	INE115A07QG8	CRISIL AAA	75	752.55	8.34%	7.85%	
7.9% Bajaj Finance Limited (17/11/2025) **	INE296A07SF4	CRISIL AAA	75	748.87	8.30%	7.99%	
7.58% Bharat Petroleum Corporation Limited (17/03/2026) **	INE029A08073	CRISIL AAA	500	500.68	5.55%	7.44%	
7.35% NTPC Limited (17/04/2026) **	INE733E08247	CRISIL AAA	500	498.73	5.53%	7.48%	
7.84% Tamil Nadu State Development Loans(13/07/2026)	IN3120160061	Sovereign	4,00,000	405.70	4.50%	7.13%	
8.05% NTPC Limited (05/05/2026) **	INE733E07KA6	CRISIL AAA	25	252.01	2.79%	7.48%	
7.37% Power Finance Corporation Limited (22/05/2026) **	INE134E08MO2	CRISIL AAA	50	49.80	0.55%	7.60%	
Sub Total				8,616.13	95.53%		
(b) Privately placed / Unlisted							
Sub Total				NIL	NIL		
Total				8,616.13	95.53%		
Reverse Repo / TREPS							
Clearing Corporation of India Ltd				79.79	0.88%	6.62%	
Sub Total				79.79	0.88%		
Total				79.79	0.88%		
Net Receivables / (Payables)				323.23	3.59%		
GRAND TOTAL				9,019.14	100.00%		

** Thinly Traded / Non Traded Security

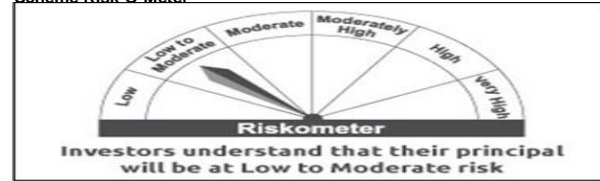
~ YTM as on August 31, 2024

^ YTC represents Yield to Call provided by valuation agencies as on August 31, 2024. It is disclosed for Perpetual Bond issued by Banks (i.e. AT-1 Bond / Tier 1 Bond / Tier 2 Bond), as per AMFI Best Practices Guidelines Circular no. 135/BP/91/2020-21 read with SEBI circular No. SEBI/HO/IMD/DF4/CIR/P/2021/034 on Valuation of AT-1 Bonds and Tier 2 Bonds.

Note - Schemes & Benchmark Riskometer(s) mentioned are as per the latest details available with the AMC as on the date of hosting of portfolio.

For latest Riskometer(s), kindly visit www.axismf.com.

Scheme Risk-O-Meter



Benchmark Name - CRISIL MEDIUM TERM DEBT INDEX

Benchmark Risk-O-Meter

