

Sr No.	Short Name	Scheme Name
1	AXIS112	Axis Fixed Term Plan - Series 112 (1143 Days)
2	AXIS113	Axis Fixed Term Plan - Series 113 (1228 Days)

Fortnightly Portfolio Statement as on February 28, 2025

Name of the Instrument	ISIN	Industry / Rating	Quantity	Market/Fair Value (Rs. in Lakhs)	% to Net Assets	YTM~	YTC^
Debt Instruments							
(a) Listed / awaiting listing on Stock Exchange							
7.40% Government of India (19/03/2026)	IN000326C040	Sovereign	47,26,000	4,413.97	56.98%	6.72%	
7.36% Government of India (12/03/2026)	IN000326C057	Sovereign	35,32,800	3,303.73	42.65%	6.72%	
Sub Total				7,717.70	99.63%		
(b) Privately placed / Unlisted							
				NIL	NIL		
Sub Total				NIL	NIL		
Total				7,717.70	99.63%		
Reverse Repo / TREPS							
Clearing Corporation of India Ltd				2.69	0.03%	6.23%	
Sub Total				2.69	0.03%		
(b) Privately placed / Unlisted							
				NIL	NIL		
Sub Total				NIL	NIL		
Total				2.69	0.03%		
Net Receivables / (Payables)				25.60	0.34%		
GRAND TOTAL				7,745.99	100.00%		

~ YTM as on February 28, 2025

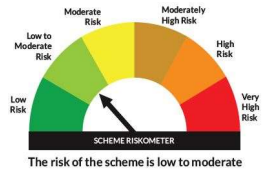
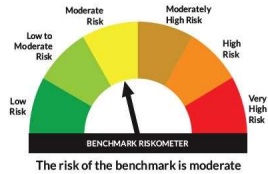
^ YTC represents Yield to Call provided by valuation agencies as on February 28, 2025. It is disclosed for Perpetual Bond issued by Banks (i.e. AT-1 Bond / Tier 1 Bond / Tier 2 Bond), as per AMFI Best Practices Guidelines Circular no. 135/BP/91/2020-21 read with SEBI circular No. SEBI/HO/IMD/DF4/CIR/P/2021/034 on Valuation of AT-1 Bonds and Tier 2 Bonds.

As per SEBI Circular no. SEBI/HO/IMD/PoD1/CIR/P/2024/106 dated August 05, 2024, valuation of AT-1 Bonds are done on Yield to Call basis w.e.f. August 07, 2024. YTC of AT-1 Bonds are now same as it's YTM and hence it is not disclosed separately under YTC.

Note - Schemes & Benchmark Riskometer(s) mentioned are as per the latest details available with the AMC as on the date of hosting of portfolio.

For latest Riskometer(s), kindly visit www.axismf.com

Scheme Risk-O-Meter

Benchmark Name - CRISIL MEDIUM TERM DEBT INDEX
Benchmark Risk-O-Meter

Fortnightly Portfolio Statement as on February 28, 2025

Name of the Instrument	ISIN	Rating	Quantity	Market/Fair Value (Rs. in Lakhs)	% to Net Assets	YTM~	YTC^
Debt Instruments							
(a) Listed / awaiting listing on Stock Exchange							
7.4% Indian Railway Finance Corporation Limited (18/04/2026) **	INE053F08239	CRISIL AAA	950	948.28	10.15%	7.57%	
7.58% Bharat Petroleum Corporation Limited (17/03/2026) **	INE029A08073	CRISIL AAA	900	901.21	9.64%	7.43%	
7.6% REC Limited (27/02/2026)	INE020B08EF4	CRISIL AAA	900	899.15	9.62%	7.70%	
7.59% Small Industries Dev Bank of India (10/02/2026) **	INE556F08KG3	CRISIL AAA	900	898.81	9.62%	7.73%	
7.57% National Bank For Agriculture and Rural Development (19/03/2026) **	INE261F08DW2	CRISIL AAA	900	898.74	9.62%	7.70%	
7.13% Power Finance Corporation Limited (15/07/2026) **	INE134E08LP1	CRISIL AAA	89	884.36	9.46%	7.60%	
8.40% Nuclear Power Corporation Of India Limited (28/11/2025) **	INE206D08212	CRISIL AAA	87	875.88	9.37%	7.56%	
8.1432% LIC Housing Finance Limited (25/03/2026) **	INE115A07QG8	CRISIL AAA	75	752.84	8.06%	7.74%	
7.9% Bajaj Finance Limited (17/11/2025) **	INE296A07SF4	CRISIL AAA	75	749.15	8.02%	7.89%	
7.35% NTPC Limited (17/04/2026) **	INE733E08247	CRISIL AAA	500	498.94	5.34%	7.53%	
8.05% NTPC Limited (05/05/2026) **	INE733E07KA6	CRISIL AAA	25	251.32	2.69%	7.52%	
7.37% Power Finance Corporation Limited (22/05/2026) **	INE134E08MO2	CRISIL AAA	50	49.84	0.53%	7.61%	
Sub Total				8,608.52	92.12%		
(b) Privately placed / Unlisted							
Sub Total				NIL	NIL		
Total				8,608.52	92.12%		
Reverse Repo / TREPS							
Clearing Corporation of India Ltd				377.42	4.04%	6.23%	
Sub Total				377.42	4.04%		
(b) Privately placed / Unlisted							
Sub Total				NIL	NIL		
Total				377.42	4.04%		
Net Receivables / (Payables)				358.48	3.84%		
GRAND TOTAL				9,344.42	100.00%		

** Thinly Traded / Non Traded Security

~ YTM as on February 28, 2025

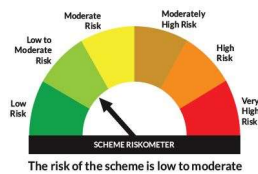
^ YTC represents Yield to Call provided by valuation agencies as on February 28, 2025. It is disclosed for Perpetual Bond issued by Banks (i.e. AT-1 Bond / Tier 1 Bond / Tier 2 Bond), as per AMFI Best Practices Guidelines Circular no. 135/BP/91/2020-21 read with SEBI circular No. SEBI/HO/IMD/DF4/CIR/P/2021/034 on Valuation of AT-1 Bonds and Tier 2 Bonds.

As per SEBI Circular no. SEBI/HO/IMD/PoD1/CIR/P/2024/106 dated August 05, 2024, valuation of AT-1 Bonds are done on Yield to Call basis w.e.f. August 07, 2024. YTC of AT-1 Bonds are now same as it's YTM and hence it is not disclosed separately under YTC.

Note - Schemes & Benchmark Riskometer(s) mentioned are as per the latest details available with the AMC as on the date of hosting of portfolio.

For latest Riskometer(s), kindly visit www.axismf.com

Scheme Risk-O-Meter

Benchmark Name - CRISIL MEDIUM TERM DEBT INDEX
Benchmark Risk-O-Meter