

Sr No.	Short Name	Scheme Name
1	AXIS112	Axis Fixed Term Plan - Series 112 (1143 Days)
2	AXIS113	Axis Fixed Term Plan - Series 113 (1228 Days)

Fortnightly Portfolio Statement as on July 31, 2025

Name of the Instrument	ISIN	Industry / Rating	Quantity	Market/Fair Value (Rs. in Lakhs)	% to Net Assets	YTM~	YTC^
Debt Instruments							
(a) Listed / awaiting listing on Stock Exchange							
7.40% Government of India (19/03/2026)	IN000326C040	Sovereign	47,26,000	4,564.73	57.02%	5.64%	
7.36% Government of India (12/03/2026)	IN000326C057	Sovereign	35,32,800	3,415.91	42.67%	5.63%	
Sub Total				7,980.64	99.69%		
(b) Privately placed / Unlisted							
Sub Total				NIL	NIL		
Total				7,980.64	99.69%		
Reverse Repo / TREPS							
Clearing Corporation of India Ltd				3.78	0.05%	5.44%	
Sub Total				3.78	0.05%		
(b) Privately placed / Unlisted							
Sub Total				NIL	NIL		
Total				3.78	0.05%		
Net Receivables / (Payables)				20.72	0.26%		
GRAND TOTAL				8,005.14	100.00%		

~ YTM as on July 31, 2025

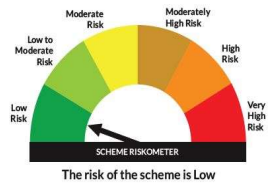
^ YTC represents Yield to Call provided by valuation agencies as on July 31, 2025. It is disclosed for Perpetual Bond issued by Banks (i.e. AT-1 Bond / Tier 1 Bond / Tier 2 Bond), as per AMFI Best Practices Guidelines Circular no. 135/BP/91/2020-21 read with SEBI circular No. SEBI/HO/IMD/DF4/CIR/P/2021/034 on Valuation of AT-1 Bonds and Tier 2 Bonds.

As per SEBI Circular no. SEBI/HO/IMD/PoD1/CIR/P/2024/106 dated August 05, 2024, valuation of AT-1 Bonds are done on Yield to Call basis w.e.f. August 07, 2024. YTC of AT-1 Bonds are now same as it's YTM and hence it is not disclosed separately under YTC.

Note - Schemes & Benchmark Riskometer(s) mentioned are as per the latest details available with the AMC as on the date of hosting of portfolio.

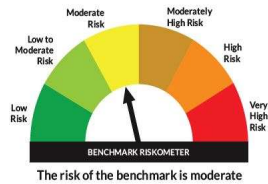
For latest Riskometer(s), kindly visit www.axismf.com

Scheme Risk-O-Meter



Benchmark Name - CRISIL MEDIUM TERM DEBT INDEX

Benchmark Risk-O-Meter



Fortnightly Portfolio Statement as on July 31, 2025

Name of the Instrument	ISIN	Rating	Quantity	Market/Fair Value (Rs. in Lakhs)	% to Net Assets	YTM~	YTC^
Debt Instruments							
(a) Listed / awaiting listing on Stock Exchange							
7.59% Small Industries Dev Bank of India (10/02/2026) **	INE556F08KG3	CRISIL AAA	1,050	1,056.42	10.89%	6.29%	
7.4% Indian Railway Finance Corporation Limited (18/04/2026) **	INE053F08239	CRISIL AAA	950	956.94	9.87%	6.35%	
7.58% Bharat Petroleum Corporation Limited (17/03/2026) **	INE029A08073	CRISIL AAA	900	907.05	9.35%	6.10%	
7.57% National Bank For Agriculture and Rural Development (19/03/2026) **	INE261F08DW2	CRISIL AAA	900	905.94	9.34%	6.31%	
7.6% REC Limited (27/02/2026) **	INE020B08EF4	CRISIL AAA	900	905.59	9.34%	6.28%	
7.13% Power Finance Corporation Limited (15/07/2026) **	INE134E08LP1	CRISIL AAA	89	895.41	9.23%	6.46%	
8.40% Nuclear Power Corporation Of India Limited (28/11/2025) **	INE206D08212	CRISIL AAA	87	876.07	9.03%	6.13%	
8.1432% LIC Housing Finance Limited (25/03/2026) **	INE115A07QG8	CRISIL AAA	75	757.16	7.81%	6.42%	
7.9% Bajaj Finance Limited (17/11/2025)	INE296A07SF4	CRISIL AAA	75	752.49	7.76%	6.40%	
7.9237% Bajaj Housing Finance Limited (16/03/2026) **	INE377Y07375	CRISIL AAA	50	504.01	5.20%	6.39%	
7.35% NTPC Limited (17/04/2026) **	INE733E08247	CRISIL AAA	500	503.10	5.19%	6.30%	
8.05% NTPC Limited (05/05/2026) **	INE733E07KA6	CRISIL AAA	25	252.90	2.61%	6.33%	
7.37% Power Finance Corporation Limited (22/05/2026) **	INE134E08MO2	CRISIL AAA	50	50.33	0.52%	6.42%	
Sub Total				9,323.41	96.14%		
(b) Privately placed / Unlisted							
Sub Total				NIL	NIL		
Total				9,323.41	96.14%		
Reverse Repo / TREPS							
Clearing Corporation of India Ltd				10.70	0.11%	5.43%	
Sub Total				10.70	0.11%		
(b) Privately placed / Unlisted							
Sub Total				NIL	NIL		
Total				10.70	0.11%		
Net Receivables / (Payables)				363.32	3.75%		
GRAND TOTAL				9,697.43	100.00%		

** Thinly Traded / Non Traded Security

~ YTM as on July 31, 2025

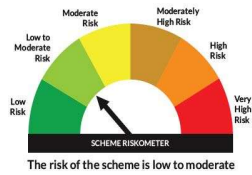
^ YTC represents Yield to Call provided by valuation agencies as on July 31, 2025. It is disclosed for Perpetual Bond issued by Banks (i.e. AT-1 Bond / Tier 1 Bond / Tier 2 Bond), as per AMFI Best Practices Guidelines Circular no. 135/BP/91/2020-21 read with SEBI circular No. SEBI/HO/IMD/DF4/CIR/P/2021/034 on Valuation of AT-1 Bonds and Tier 2 Bonds.

As per SEBI Circular no. SEBI/HO/IMD/PoD1/CIR/P/2024/106 dated August 05, 2024, valuation of AT-1 Bonds are done on Yield to Call basis w.e.f. August 07, 2024. YTC of AT-1 Bonds are now same as it's YTM and hence it is not disclosed separately under YTC.

Note - Schemes & Benchmark Riskometer(s) mentioned are as per the latest details available with the AMC as on the date of hosting of portfolio.

For latest Riskometer(s), kindly visit www.axismf.com

Scheme Risk-O-Meter

Benchmark Name - CRISIL MEDIUM TERM DEBT INDEX
Benchmark Risk-O-Meter