

Sr No.	Short Name	Scheme Name
1	AXIS112	Axis Fixed Term Plan - Series 112 (1143 Days)
2	AXIS113	Axis Fixed Term Plan - Series 113 (1228 Days)
3	AXIS118	Axis Fixed Term Plan - Series 118 (100 Days)
4	AXIS120	Axis Fixed Term Plan - Series 120 (91 Days)

## Fortnightly Portfolio Statement as on January 31, 2024

Name of the Instrument	ISIN	Industry / Rating	Quantity	Market/Fair Value (Rs. in Lakhs)	% to Net Assets	YTM~	YTC^
<b>Debt Instruments</b>							
<b>(a) Listed / awaiting listing on Stock Exchange</b>							
7.40% Government of India (19/03/2026)	IN000326C040	Sovereign	47,26,000	4,068.29	56.89%	7.28%	
7.36% Government of India (12/03/2026)	IN000326C057	Sovereign	35,32,800	3,045.33	42.58%	7.28%	
<b>Sub Total</b>				<b>7,113.61</b>	<b>99.47%</b>		
<b>(b) Privately placed / Unlisted</b>							
<b>Sub Total</b>				<b>NIL</b>	<b>NIL</b>		
<b>Total</b>				<b>7,113.61</b>	<b>99.47%</b>		
<b>Reverse Repo / TREPS</b>							
Clearing Corporation of India Ltd				7.83	0.11%	6.74%	
<b>Sub Total</b>				<b>7.83</b>	<b>0.11%</b>		
<b>Total</b>				<b>7.83</b>	<b>0.11%</b>		
<b>Net Receivables / (Payables)</b>				<b>30.13</b>	<b>0.42%</b>		
<b>GRAND TOTAL</b>				<b>7,151.57</b>	<b>100.00%</b>		

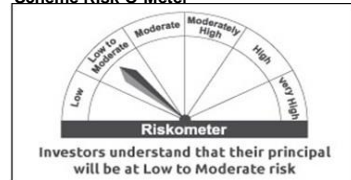
~ YTM as on January 31, 2024

^ YTC represents Yield to Call provided by valuation agencies as on January 31, 2024. It is disclosed for Perpetual Bond issued by Banks (i.e. AT-1 Bond / Tier 1 Bond / Tier 2 Bond), as per AMFI Best Practices Guidelines Circular no. 135/BP/91/2020-21 read with SEBI circular No. SEBI/HO/IMD/DF4/CIR/P/2021/034 on Valuation of AT-1 Bonds and Tier 2 Bonds.

Note - Schemes &amp; Benchmark Riskometer(s) mentioned are as per the latest details available with the AMC as on the date of hosting of portfolio.

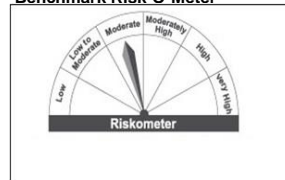
For latest Riskometer(s), kindly visit [www.axismf.com](http://www.axismf.com).

## Scheme Risk-O-Meter



## Benchmark Name - CRISIL MEDIUM TERM DEBT INDEX

## Benchmark Risk-O-Meter



## Fortnightly Portfolio Statement as on January 31, 2024

Name of the Instrument	ISIN	Rating	Quantity	Market/Fair Value (Rs. in Lakhs)	% to Net Assets	YTM-	YTC^
<b>Debt Instruments</b>							
<b>(a) Listed / awaiting listing on Stock Exchange</b>							
7.4% Indian Railway Finance Corporation Limited (18/04/2026) **	INE053F08239	CRISIL AAA	950	944.42	10.95%	7.70%	
7.6% REC Limited (27/02/2026) **	INE020B08EF4	CRISIL AAA	900	897.14	10.40%	7.76%	
7.59% Small Industries Dev Bank of India (10/02/2026) **	INE556F08KG3	CRISIL AAA	900	896.47	10.40%	7.81%	
7.57% National Bank For Agriculture and Rural Development (19/03/2026) **	INE261F08DW2	CRISIL AAA	900	895.45	10.38%	7.82%	
8.40% Nuclear Power Corporation Of India Limited (28/11/2025) **	INE206D08212	CRISIL AAA	87	882.43	10.23%	7.68%	
7.13% Power Finance Corporation Limited (15/07/2026) **	INE134E08LP1	CRISIL AAA	89	877.71	10.18%	7.75%	
8.1432% LIC Housing Finance Limited (25/03/2026) **	INE115A07QG8	CRISIL AAA	75	752.61	8.73%	7.94%	
7.9% Bajaj Finance Limited (17/11/2025) **	INE296A07SF4	CRISIL AAA	75	746.43	8.66%	8.17%	
7.58% Bharat Petroleum Corporation Limited (17/03/2026) **	INE029A08073	CRISIL AAA	500	497.96	5.78%	7.78%	
7.35% NTPC Limited (17/04/2026)	INE733E08247	CRISIL AAA	500	497.71	5.77%	7.56%	
8.05% NTPC Limited (05/05/2026) **	INE733E07KA6	CRISIL AAA	25	252.19	2.92%	7.58%	
<b>Sub Total</b>				<b>8,140.52</b>	<b>94.41%</b>		
<b>(b) Privately placed / Unlisted</b>							
<b>Sub Total</b>				<b>NIL</b>	<b>NIL</b>		
<b>Total</b>				<b>8,140.52</b>	<b>94.41%</b>		
<b>Reverse Repo / TREPS</b>							
Clearing Corporation of India Ltd				147.66	1.71%	6.74%	
<b>Sub Total</b>				<b>147.66</b>	<b>1.71%</b>		
<b>Total</b>				<b>147.66</b>	<b>1.71%</b>		
<b>Net Receivables / (Payables)</b>				<b>334.39</b>	<b>3.88%</b>		
<b>GRAND TOTAL</b>				<b>8,622.57</b>	<b>100.00%</b>		

\*\* Thinly Traded / Non Traded Security

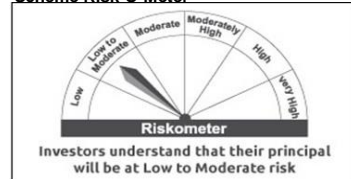
- YTM as on January 31, 2024

^ YTC represents Yield to Call provided by valuation agencies as on January 31, 2024. It is disclosed for Perpetual Bond issued by Banks (i.e. AT-1 Bond / Tier 1 Bond / Tier 2 Bond), as per AMFI Best Practices Guidelines Circular no. 135/BP/91/2020-21 read with SEBI circular No. SEBI/HO/IMD/DF4/CIR/P/2021/034 on Valuation of AT-1 Bonds and Tier 2 Bonds.

Note - Schemes &amp; Benchmark Riskometer(s) mentioned are as per the latest details available with the AMC as on the date of hosting of portfolio.

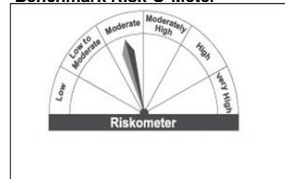
For latest Riskometer(s), kindly visit [www.axismf.com](http://www.axismf.com).

## Scheme Risk-O-Meter



## Benchmark Name - CRISIL MEDIUM TERM DEBT INDEX

## Benchmark Risk-O-Meter



## Fortnightly Portfolio Statement as on January 31, 2024

Name of the Instrument	ISIN	Rating	Quantity	Market/Fair Value (Rs. in Lakhs)	% to Net Assets	YTM~	YTC^
<b>Money Market Instruments</b>							
<b>Certificate of Deposit</b>							
Canara Bank (07/03/2024)	INE476A16WZ3	CRISIL A1+	1,200	5,957.85	9.66%	7.38%	
HDFC Bank Limited (11/03/2024)	INE040A16DV6	CRISIL A1+	1,200	5,953.30	9.65%	7.34%	
National Bank For Agriculture and Rural Development (13/03/2024)	INE261F16710	IND A1+	1,060	5,256.51	8.52%	7.37%	
Punjab National Bank (06/03/2024)	INE160A16OC9	ICRA A1+	900	4,469.38	7.24%	7.35%	
Union Bank of India (06/03/2024)	INE692A16GN4	IND A1+	900	4,469.32	7.24%	7.37%	
Indian Bank (05/03/2024)	INE562A16LN9	CRISIL A1+	500	2,483.56	4.03%	7.32%	
<b>Sub Total</b>				<b>28,589.92</b>	<b>46.34%</b>		
<b>Commercial Paper</b>							
Godrej Consumer Products Limited (13/03/2024) **	INE102D14864	CRISIL A1+	1,000	4,959.16	8.04%	7.33%	
Reliance Retail Ventures Limited (13/03/2024) **	INE929O14BG1	CRISIL A1+	1,000	4,958.78	8.04%	7.40%	
Aditya Birla Housing Finance Limited (13/03/2024) **	INE831R14DD5	ICRA A1+	1,000	4,958.73	8.04%	7.41%	
Network18 Media & Investments Limited (13/03/2024) **	INE870H14RU8	CARE A1+	1,000	4,958.54	8.04%	7.45%	
Julius Baer Capital India Pvt Ltd (06/03/2024) **	INE824H14NJ7	CRISIL A1+	500	2,480.82	4.02%	8.30%	
Motilal Oswal Financial Services Limited (07/03/2024) **	INE338I14GF8	ICRA A1+	500	2,479.14	4.02%	8.78%	
JM Financial Services Limited (13/03/2024) **	INE012I14PW5	CRISIL A1+	500	2,476.37	4.01%	8.49%	
360 One Prime Limited (13/03/2024) **	INE248U14NY1	CRISIL A1+	500	2,475.46	4.01%	8.82%	
Piramal Capital & Housing Finance Limited (13/03/2024) **	INE516Y14EA2	CRISIL A1+	460	2,279.11	3.69%	8.16%	
ICICI Securities Limited (07/03/2024) **	INE763G14PA3	CRISIL A1+	200	992.46	1.61%	7.93%	
<b>Sub Total</b>				<b>33,018.55</b>	<b>53.52%</b>		
<b>Total</b>				<b>61,608.47</b>	<b>99.86%</b>		
<b>Reverse Repo / TREPS</b>							
Clearing Corporation of India Ltd				88.83	0.14%	6.74%	
<b>Sub Total</b>				<b>88.83</b>	<b>0.14%</b>		
<b>Total</b>				<b>88.83</b>	<b>0.14%</b>		
<b>Net Receivables / (Payables)</b>				<b>(2.18)</b>	<b>0.00%</b>		
<b>GRAND TOTAL</b>				<b>61,695.12</b>	<b>100.00%</b>		

\*\* Thinly Traded / Non Traded Security

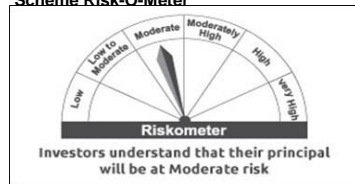
~ YTM as on January 31, 2024

^ YTC represents Yield to Call provided by valuation agencies as on January 31, 2024. It is disclosed for Perpetual Bond issued by Banks (i.e. AT-1 Bond / Tier 1 Bond / Tier 2 Bond), as per AMFI Best Practices Guidelines Circular no. 135/BP/91/2020-21 read with SEBI circular No. SEBI/HO/IMD/DF4/CIR/P/2021/034 on Valuation of AT-1 Bonds and Tier 2 Bonds.

Note - Schemes &amp; Benchmark Riskometer(s) mentioned are as per the latest details available with the AMC as on the date of hosting of portfolio.

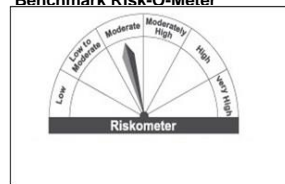
For latest Riskometer(s), kindly visit [www.axismf.com](http://www.axismf.com).

## Scheme Risk-O-Meter



## Benchmark Name - CRISIL ULTRA SHORT TERM DEBT INDEX

## Benchmark Risk-O-Meter



## Fortnightly Portfolio Statement as on January 31, 2024

Name of the Instrument	ISIN	Rating	Quantity	Market/Fair Value (Rs. in Lakhs)	% to Net Assets	YTM-	YTC^
<b>Money Market Instruments</b>							
<b>Certificate of Deposit</b>							
Punjab National Bank (02/04/2024)	INE160A16OD7	CRISIL A1+	100	493.55	9.75%	7.82%	
Canara Bank (04/04/2024)	INE476A16XG1	CRISIL A1+	100	493.36	9.74%	7.79%	
Kotak Mahindra Bank Limited (17/04/2024)	INE237A163T3	CRISIL A1+	100	492.10	9.72%	7.71%	