

Ref. No. Z-IV/R-39/D-2/NSE/207 & 174
Date: February 05, 2026

National Stock Exchange of India Ltd. Listing Deptt., Exchange Plaza, Bandra Kurla Complex, Bandra (E), Mumbai - 400 051	BSE Ltd. Floor - 25, Phiroze Jeejeebhoy Towers, Dalal Street, Mumbai-400 001.
NSE Symbol: UNOMINDA	BSE Scrip: 532539

Sub: - Investor Presentation

Dear Sir/Madam,

Please find enclosed Investor Presentation for Financial results of Q3 FY 2025-26.

The copy of the aforesaid Investor presentation is also available on the website of the Company
www.unominda.com.

This is for your information and record please.

Thanking you.

Yours faithfully,
For Uno Minda Limited


Tarun Kumar Srivastava
Company Secretary & Compliance Officer
ICSI M. No. A11994
Place: Manesar, Gurugram





— DRIVING THE NEW —

INVESTOR PRESENTATION
February 2026



This presentation and the accompanying slides (the “Presentation”), has been prepared by Uno Minda Limited (the “Company”), solely for information purposes and do not constitute any offer, recommendation or invitation to purchase or subscribe for any securities, and shall not form the basis or be relied on in connection with any contract or binding commitment whatsoever. No offering of securities of the Company will be made except by means of a statutory offering document containing detailed information about the Company.

This Presentation has been prepared by the Company based on information and data which the Company considers reliable, but the Company makes no representation or warranty, express or implied, whatsoever, and no reliance shall be placed on, the truth, accuracy, completeness, fairness and reasonableness of the contents of this Presentation. This Presentation may not be all inclusive and may not contain all of the information that you may consider material. Any liability in respect of the contents of, or any omission from, this Presentation is expressly excluded.

Certain matters discussed in this Presentation may contain statements regarding the Company’s market opportunity and business prospects that are individually and collectively forward-looking statements. Such forward-looking statements are not guarantees of future performance and are subject to known and unknown risks, uncertainties and assumptions that are difficult to predict. These risks and uncertainties include, but are not limited to, the performance of the Indian economy and of the economies of various international markets, the performance of the auto ancillary industry in India and world-wide, competition, the company’s ability to successfully implement its strategy, the Company’s future levels of growth and expansion, technological implementation, changes and advancements, changes in revenue, income or cash flows, the Company’s market preferences and its exposure to market risks, as well as other risks. The Company’s actual results, levels of activity, performance or achievements could differ materially and adversely from results expressed in or implied by this Presentation. The Company assumes no obligation to update any forward-looking information contained in this Presentation. Any forward-looking statements and projections made by third parties included in this Presentation are not adopted by the Company and the Company is not responsible for such third-party statements and projections.

CONTENT

01.	Industry Highlights	04
02.	Operational Highlights	05
03.	Financial Highlights	07
04.	Business Review	09
05.	Annexures	18
06.	Overview: Uno Minda Group	21

INDUSTRY HIGHLIGHTS FOR Q3 FY26

GST cut boosts Industry Growth

PV & 2W posted impressive growth
Entry level/small cars outpace UVs
CV & OR segment grows by 17% & 32% resp.

Budget 2026 positive for Auto Sector

Budget's measures related to Infra Capex increment, localization push, PLI scheme allocation, BCD exemption on batteries /EV components, support for Rare earth minerals processing would be positive for manufacturing and global competitive ness

India – EU FTA to offer greater market access

Zero Duty on Auto Component exports to EU
Quota for Indian car exports to the EU will be 625k..
Tariff on India made vehicles to reduce to Zero from 10% over time.

India – US Trade Deal

Tariffs to be reduced from 50% to 18%
Improves competitiveness and create export opportunities

New Labour Code

New Labour Code implemented w.e.f. 21st Nov 25, streamlining compliances by consolidating 29 laws,



KEY OPERATIONAL HIGHLIGHTS FOR Q3 FY26

UMBM becomes 100% Subsidiary

UML acquired the remaining stake of Buehler motors in UMBM to make it 100% subsidiary

Record Domestic sales for 2W Switch

Favorable customer mix supported by domestic volume growth drove the strong growth in 2W Switch market

Robust growth in Airbags business

Tailwind of enhanced safety requirements
Neemrana airbag facility expansion ramping up
Addition of side airbags and curtain airbags driving the growth

Impressive growth in Seating business

Favorable customer mix in 2W, increase supply of suspended seats in the domestic market, and increased contribution from the bus passenger seat segment driving growth.
Exports also recovering

4W Lighting Plant in Indonesia Commissions

4W Lighting plant in Indonesia started commercial production. To ramp up in next few quarters
Shifting of existing plant for consolidation of both plans to start soon

Exports Recovering

Exports in Switch and Seating has started recovering to normalcy
India EU FTA and US Trade deal to reduce tariff uncertainty and create further export opportunities



FINANCIAL INFORMATION & RECENT UPDATES

KEY FINANCIAL HIGHLIGHTS FOR THE QUARTER

Group Revenues (Including JVs and Associates) (Unaudited) higher by 21% Y-o-Y

Rs 6,476 Cr

for the quarter



Consolidated Revenues increased by 20% Y-o-Y to

Rs 5,018 Cr

for the quarter



EBITDA higher by 21% Y-o-Y to

Rs 554 Cr

for the quarter



EBITDA margin at

at 11.0%

for the quarter



PAT (UML share excluding exceptional items) increased by 28% on Y-o-Y basis

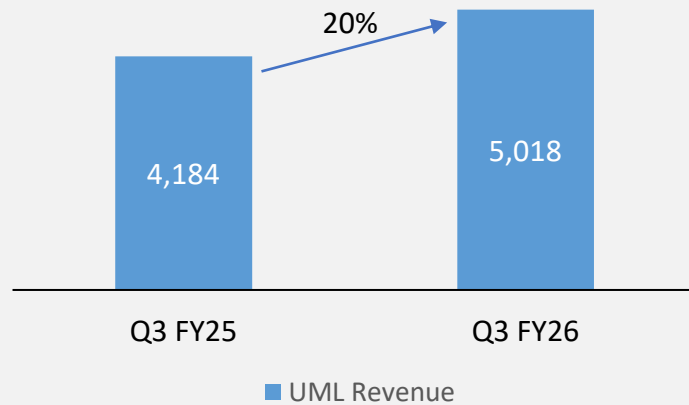
Rs 298 Cr

for the quarter

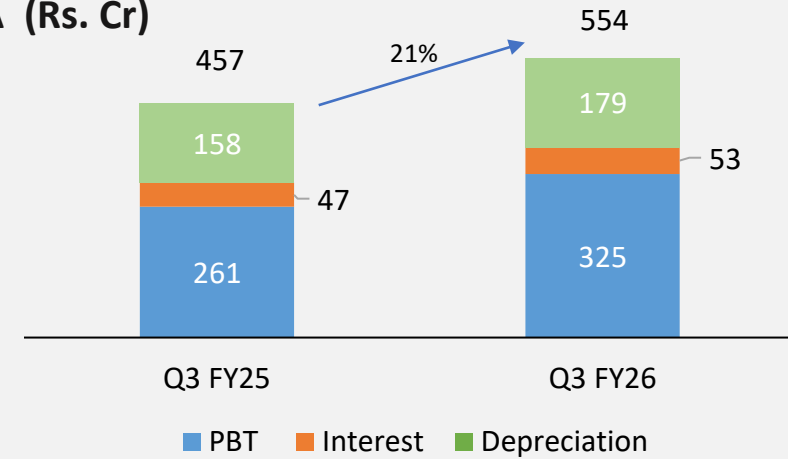


CONSOLIDATED FINANCIAL HIGHLIGHTS – Q3 FY26

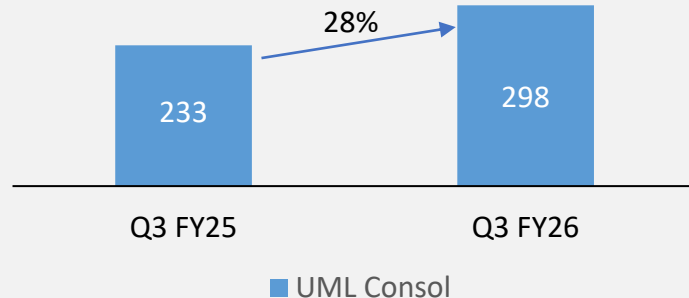
Revenue (Rs. Cr)



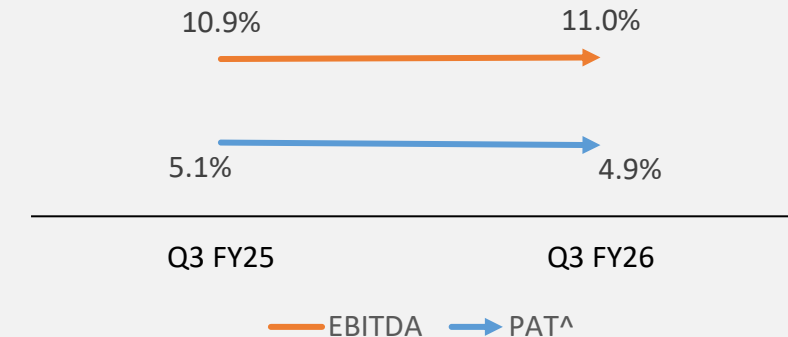
EBITDA (Rs. Cr)



PAT* (Rs. Cr)

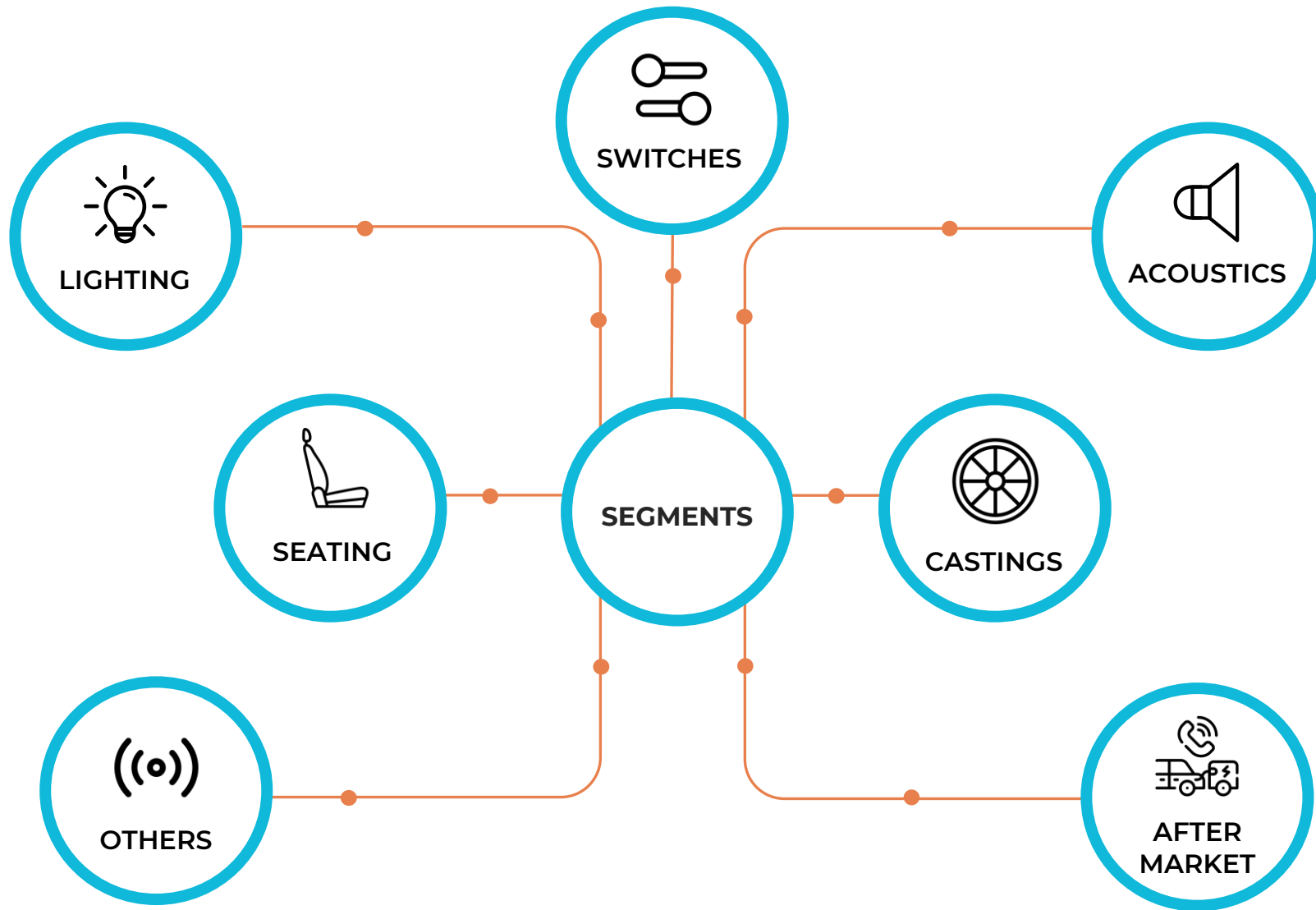


Margin (%)



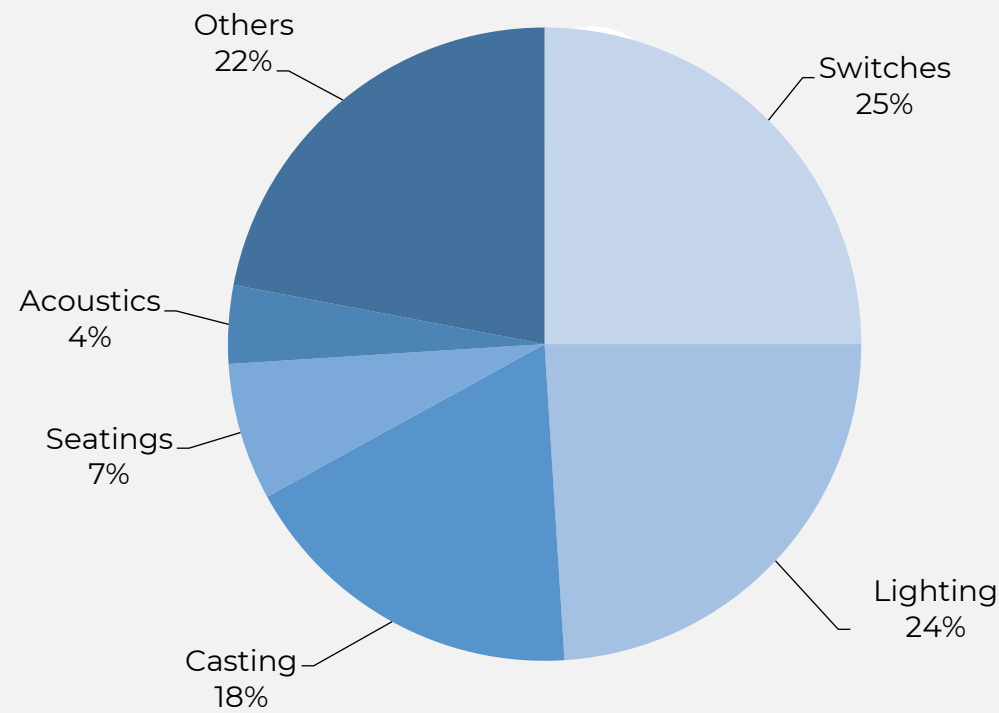
* PAT UML Share excluding exceptional income
 ^ PAT excluding share of JV/Associates & exceptional income

BUSINESS REVIEW

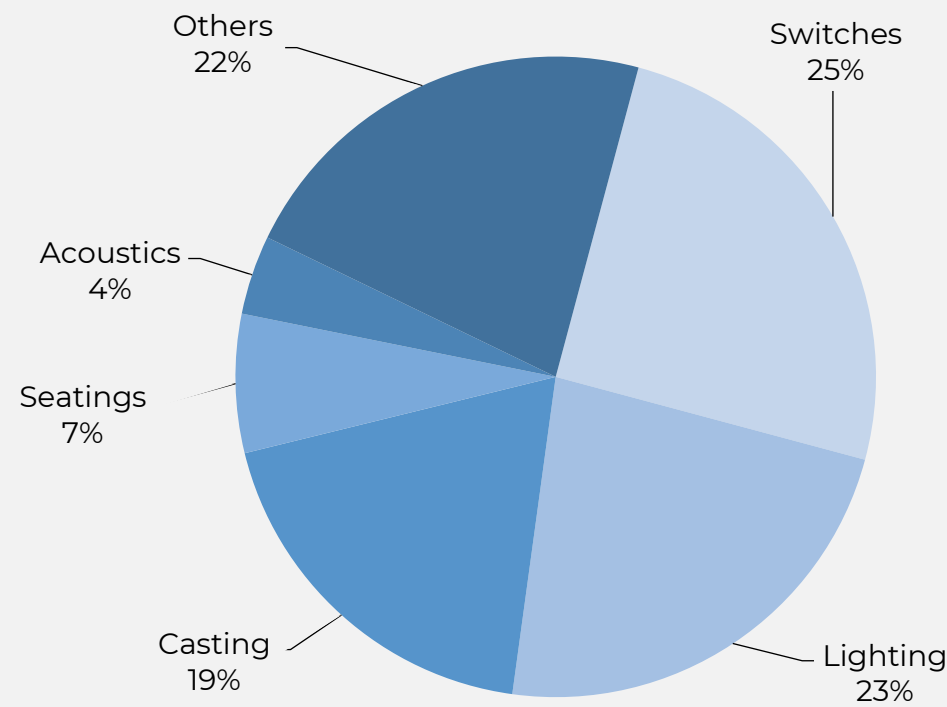


DIVISION-WISE REVENUE MIX




Q3 FY25 (%)




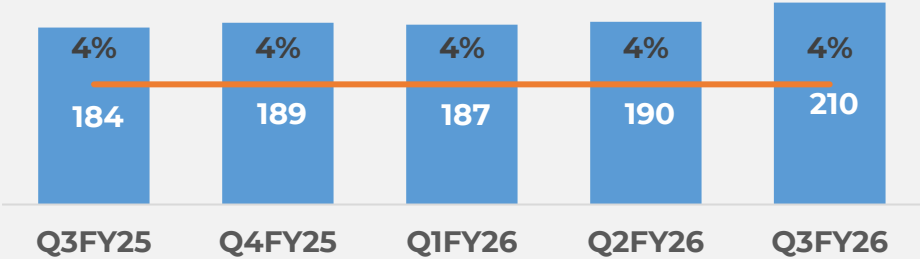

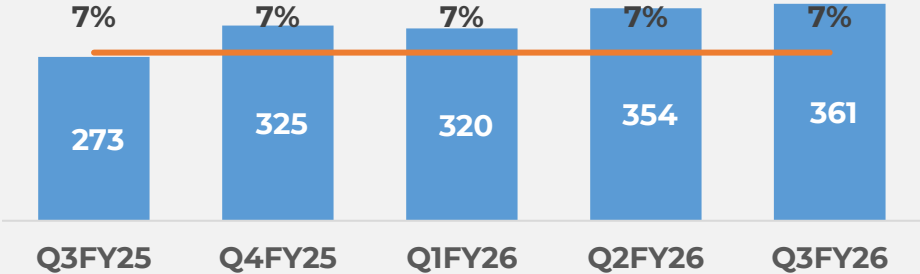

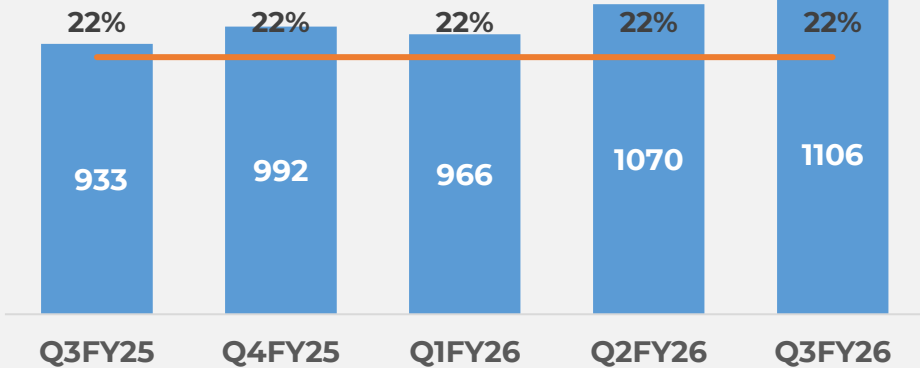
Q3 FY26 (%)



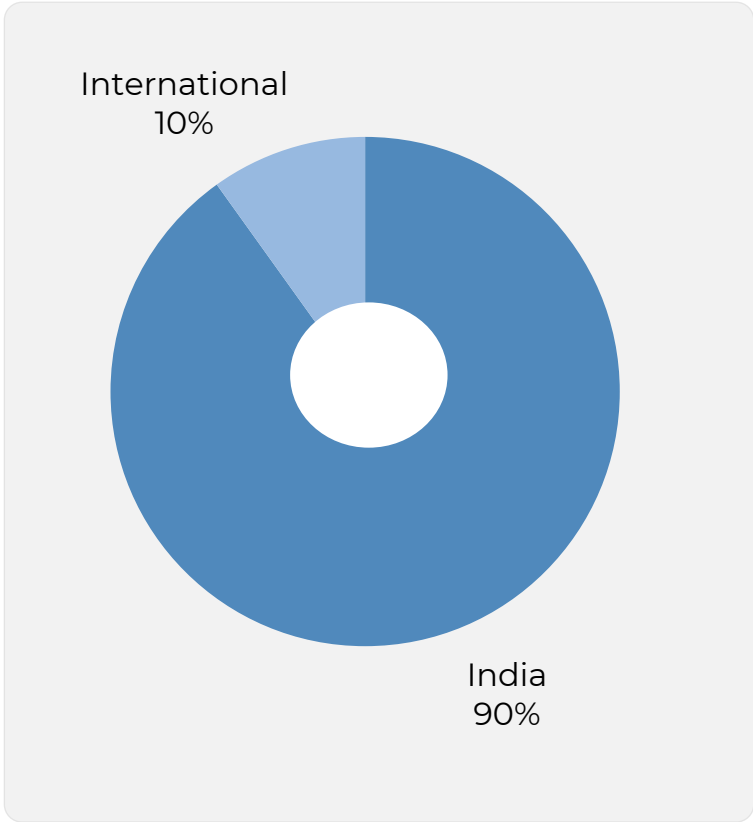
BUSINESS REVIEW

Product Segment	Revenue Growth (Figures in Rs. Cr)					Key updates
 Switches	25%	25%	25%	25%	25%	<ul style="list-style-type: none"> Favourable Customer Mix 2W Export Recovers Shifting cum expansion of UMRPL plant to Farrukhnagar progressing well
	1,045	1,144	1,111	1,176	1,241	
	Q3FY25	Q4FY25	Q1FY26	Q2FY26	Q3FY26	
 Lighting	24%	22%	23%	23%	23%	<ul style="list-style-type: none"> 4W Lighting Plant in Indonesia commissioned Rising premiumization preference for advanced & aesthetically lighting solution supporting growth
	982	1,018	1,013	1,106	1,129	
	Q3FY25	Q4FY25	Q1FY26	Q2FY26	Q3FY26	
 Castings	18%	19%	19%	19%	19%	<ul style="list-style-type: none"> Ramp up in recently commissioned capacity expansion in both AW4W and AW2W Aluminum Prices Increases Greenfield Plant announced with 1.8 Mn p.a. capacity for AW4W
	768	860	824	917	971	
	Q3FY25	Q4FY25	Q1FY26	Q2FY26	Q3FY26	
	<div> <div></div> Revenue <div></div> Revenue Share </div>					

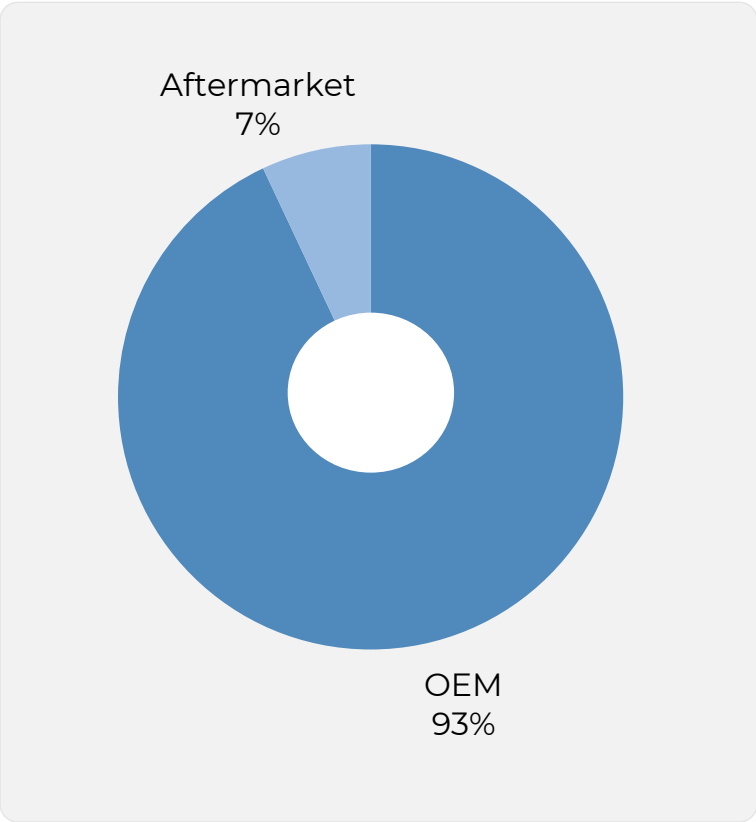
BUSINESS REVIEW

Product Segment	Revenue Growth (Figures in Rs. Cr)	Key updates																		
<div></div> <div>Acoustic</div>	<div><table><thead><tr><th>Quarter</th><th>Revenue (Rs. Cr)</th><th>Revenue Share (%)</th></tr></thead><tbody><tr><td>Q3FY25</td><td>184</td><td>4%</td></tr><tr><td>Q4FY25</td><td>189</td><td>4%</td></tr><tr><td>Q1FY26</td><td>187</td><td>4%</td></tr><tr><td>Q2FY26</td><td>190</td><td>4%</td></tr><tr><td>Q3FY26</td><td>210</td><td>4%</td></tr></tbody></table></div>	Quarter	Revenue (Rs. Cr)	Revenue Share (%)	Q3FY25	184	4%	Q4FY25	189	4%	Q1FY26	187	4%	Q2FY26	190	4%	Q3FY26	210	4%	<ul style="list-style-type: none">Stable growth in Domestic Acoustic BusinessEurope Business also recorded growth
Quarter	Revenue (Rs. Cr)	Revenue Share (%)																		
Q3FY25	184	4%																		
Q4FY25	189	4%																		
Q1FY26	187	4%																		
Q2FY26	190	4%																		
Q3FY26	210	4%																		
<div></div> <div>Seating</div>	<div><table><thead><tr><th>Quarter</th><th>Revenue (Rs. Cr)</th><th>Revenue Share (%)</th></tr></thead><tbody><tr><td>Q3FY25</td><td>273</td><td>7%</td></tr><tr><td>Q4FY25</td><td>325</td><td>7%</td></tr><tr><td>Q1FY26</td><td>320</td><td>7%</td></tr><tr><td>Q2FY26</td><td>354</td><td>7%</td></tr><tr><td>Q3FY26</td><td>361</td><td>7%</td></tr></tbody></table></div>	Quarter	Revenue (Rs. Cr)	Revenue Share (%)	Q3FY25	273	7%	Q4FY25	325	7%	Q1FY26	320	7%	Q2FY26	354	7%	Q3FY26	361	7%	<ul style="list-style-type: none">Growth driven by diversification of 2W customers & favourable customer mixSupply of suspended seats in domestic market grows furtherRecovery in Export
Quarter	Revenue (Rs. Cr)	Revenue Share (%)																		
Q3FY25	273	7%																		
Q4FY25	325	7%																		
Q1FY26	320	7%																		
Q2FY26	354	7%																		
Q3FY26	361	7%																		
<div></div> <div>Others</div>	<div><table><thead><tr><th>Quarter</th><th>Revenue (Rs. Cr)</th><th>Revenue Share (%)</th></tr></thead><tbody><tr><td>Q3FY25</td><td>933</td><td>22%</td></tr><tr><td>Q4FY25</td><td>992</td><td>22%</td></tr><tr><td>Q1FY26</td><td>966</td><td>22%</td></tr><tr><td>Q2FY26</td><td>1070</td><td>22%</td></tr><tr><td>Q3FY26</td><td>1106</td><td>22%</td></tr></tbody></table></div>	Quarter	Revenue (Rs. Cr)	Revenue Share (%)	Q3FY25	933	22%	Q4FY25	992	22%	Q1FY26	966	22%	Q2FY26	1070	22%	Q3FY26	1106	22%	<ul style="list-style-type: none">Sensors and ADAS business continued to scale up, supported by recently commissioned new camera module production lineAlternate fuel business growth driven by increasing CNG penetrationEV Systems record healthy growth driven by e-3W Charger business
Quarter	Revenue (Rs. Cr)	Revenue Share (%)																		
Q3FY25	933	22%																		
Q4FY25	992	22%																		
Q1FY26	966	22%																		
Q2FY26	1070	22%																		
Q3FY26	1106	22%																		

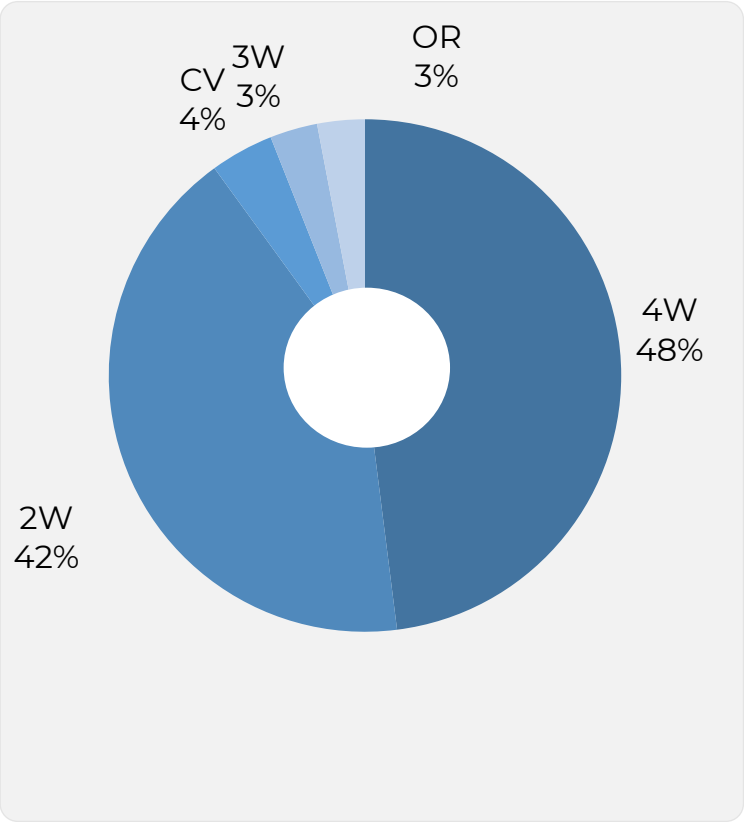
REVENUE BREAKUPS Q3 FY26



Geography-wise Breakup



Channel-wise Breakup



Segment-wise Breakup

Project Expansion Update

Sr	Product Line	Entity	Total Cost (In Rs Crs)	Location	Capacity	Expected SOP	Status
1	4W Alloy Wheels	Uno Minda Ltd	542	Kharkhoda	120k Wheel p.m.	Q4 FY28 Phase 2	Phase 1 for 60k Wheel p.m. commissioned
2	4W Alloy Wheels	Uno Minda Ltd	764		1.8 Mn Wheel pa	Q2 FY28 Phase 1	To be implemented over next 4 years in multiple phases
3	4W Lighting	PTMA	210	Indonesia	Expansion cum Shifting	Q4 FY26	Project under implementation
4	4W Switches	Uno Mindarika	120	Farrukhnagar	Shifting Cum Expansion	Q3 FY27	Project under implementation
5	Sunroof	Uno Minda Ltd	63	Bawal	New Facility	Q4 FY27	Project under implementation
6	Airbags	TG Minda (JV)	283	Harohalli	Greenfield	Q1 FY27	Project under Implementation
7	Casting	Uno Minda Ltd	72	Hosur	Expansion	Q4 FY 26	Project under Implementation
8	2W Alloy Wheels	Uno Minda Ltd	200	Bawal	Expansion	Q2 FY 27	Project under implementation
9	4W EV Powertrain Products	Uno Minda Auto Innovations Pvt Ltd	423	Khed	New Facility	Q2 FY 27 Phase 1	Project under implementation
10	2W Lighting	Uno Minda Ltd	233	Kharkhoda	Shifting cum Expansion	Q3 FY27	Project under implementation
11	EV Casting Products	Uno Minda Ltd	210	Chhatrapati Sambhajinagar	New Facility	Q2 FY27 Phase 1	Project under implementation
Total			3,155				

Environmental, Social & Governance (ESG) Updates



Environmental



Additional Investment in SPV in Gujarat for open access of renewable power (Wind & Solar)



Corporate Governance



Conferred the “Best Governed Company” award at the 25th ICSI National Awards for Excellence in Corporate Governance, in the Listed Segment – Medium Category



Social



Blanket and winter clothing donation drive



Valedictory Function at Behror



Health Check-up Camp at Samarth Jyoti, Pune

Recent Recognitions



Top 30 IP-Driven Organizations -CII Industrial IP Awards 2025.



CII Industrial Innovation Awards 2025



Questel IP Excellence Award 2025



Best CEO 2025 Award - Fortune India



CII Design Excellence Awards

ANNEXURES



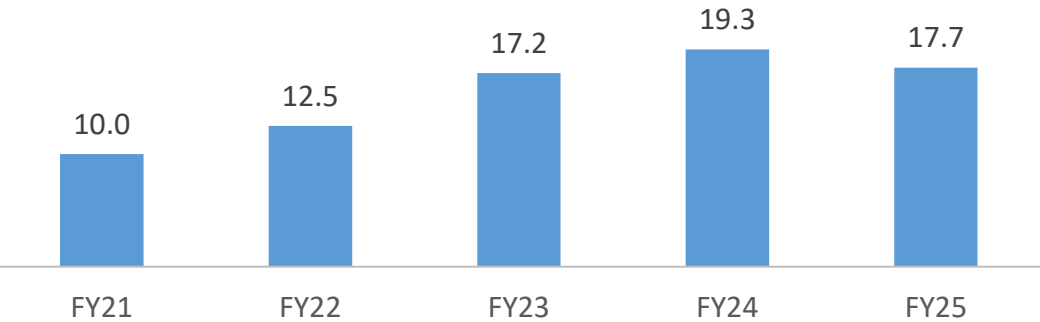
CONSOLIDATED PROFIT & LOSS STATEMENT

Particulars (Rs. Cr)	Q3 FY 26	Q2 FY 26	QoQ%	Q3 FY 25	YoY%	9MFY26*	9MFY25	YoY%
Revenue from Operations	5,018	4,814	4%	4,184	20%	14,252	12,246	16%
Raw Material	3,218	3,092		2,740		9,146	7,954	
Employee Cost	659	636		534		1,919	1,578	
Other Expenses	587	535		453		1,608	1,367	
EBITDA	554	552	0%	457	21%	1,580	1,347	17%
EBITDA Margin	11.0%	11.5%	-43 bps	10.9%	11 bps	11.1%	11.0%	8 bps
Other Income	4	13		8		29	22	
Depreciation	179	173		158		512	450	
EBIT	378	391	-3%	308	23%	1,096	919	19%
EBIT Margin	7.5%	8.1%	-59 bps	7.4%	18 bps	7.7%	7.5%	19 bps
Finance Cost	53	45		47		142	130	
PBT before Share of Profit of associates/ JVs	325	346	-6%	261	25%	954	789	21%
PBT Margin %	6.5%	7.2%	-70 bps	6.2%	26 bps	6.7%	6.4%	25 bps
Exceptional gain/(loss)	(28)					(28)	9	
PBT before Share of Profit of associates/ JVs after exceptional items	298	346	-14%	261	14%	927	797	16%
Tax	71	86		47		231	192	
PAT before Share of Profit of associates/ JVs after exceptional items	226	259	-13%	214	6%	696	606	15%
PAT Margin %	4.5%	5.4%	-88 bps	5.1%	-60 bps	4.9%	4.9%	-7 bps
Share of Profit of associates/ JVs	74	63		40		185	126	
PAT after share of Profit of associates/ JVs after exception items	300	323	-7%	254	18%	880	731	20%
PAT attributable to:								
- Owners of UML	277	304	-9%	233	19%	819	677	21%
- Non Controlling Interests	24	19		22		61	55	
Other Comprehensive Income	1	-4		-21		0	-41	
Total Comprehensive Income for UML	277	300	-8%	212	31%	819	636	29%
TCI Margin %	5.5%	6.2%	-72 bps	5.1%	45 bps	5.7%	5.2%	55 bps
Total Comprehensive Income for Non Controlling Interests	25	18		22		61	54	
PAT (UML share excluding exceptional income)	298	304	-2%	233	28%	841	670	25%
EPS (Diluted)	5.16	5.27		4.04		14.58	11.65	

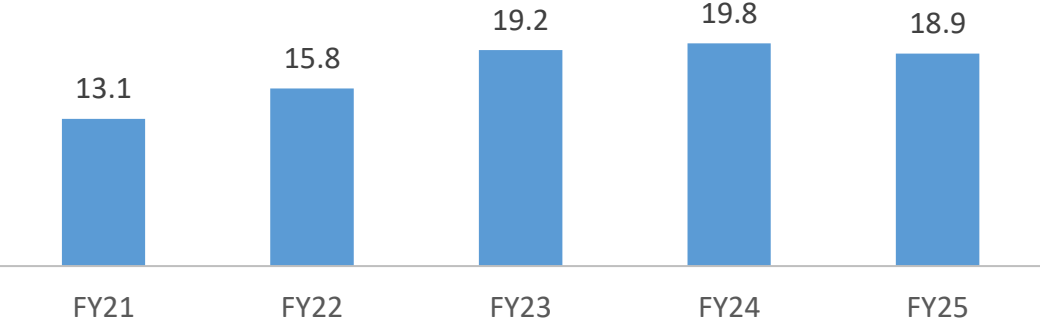
* Excluding Prior Period Income

Key Ratios (Last 5 Years)

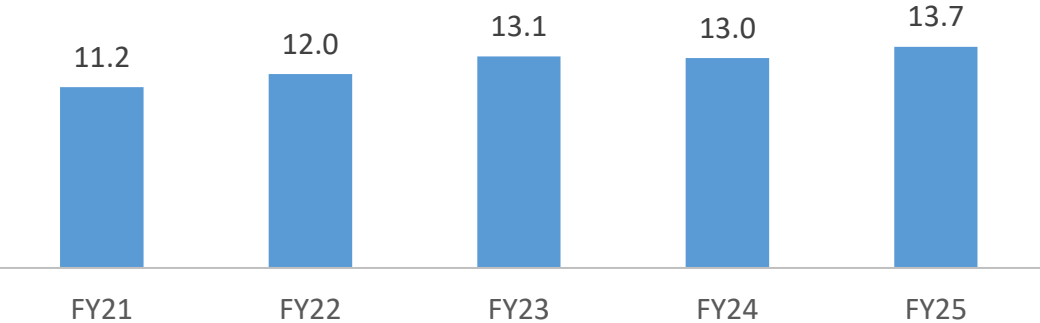
ROE (%)



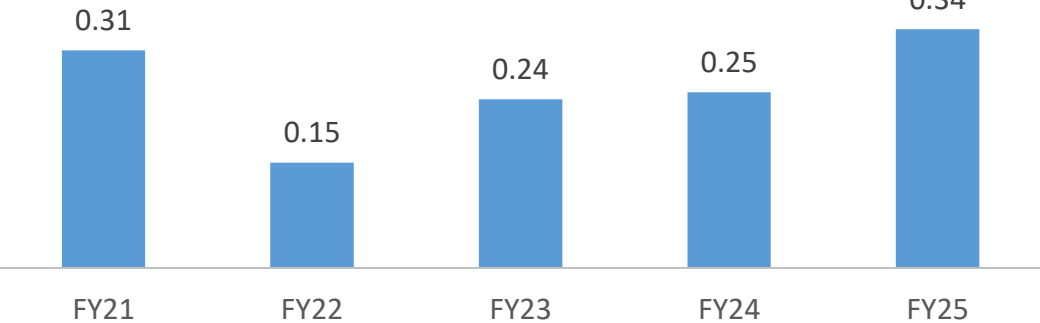
ROCE (%)



Dividend Payout (%)



Net Debt to Equity (X)



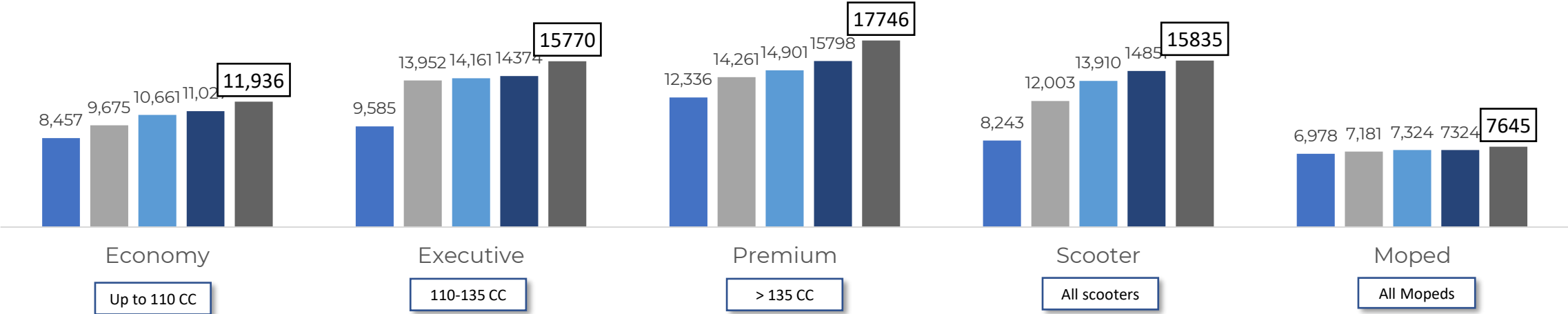
Financial Summary (Last 5 Years)

Particulars	Unit	FY25	FY24	FY23	FY22	FY21
Consolidated Revenue	INR Cr	16,775	14,031	11,236	8,313	6,374
EBITDA	INR Cr	1,874	1,585	1,242	885	725
EBITDA Margin	%	11.2	11.3	11.1	10.6	11.4
PAT (UML Share)	INR Cr	943	875	654	356	207
Net UML profit margin	%	5.6	6.2	5.8	4.3	3.2
Net Worth	INR Cr	6,113	5,265	4,434	3,765	2,563
EPS	INR	16.4	15.3	11.4	6.3	3.7
Dividend Payout ratio	%	13.7	13.0	13.1	12.0	11.2
ROCE	%	18.9	19.8	19.2	15.8	13.1
ROE	%	17.7	19.3	17.2	12.5	10.0
Net Debt to Equity	x	0.34	0.25	0.24	0.15	0.31
Current Ratio	x	1.3	1.2	1.2	1.3	1.0
Debt Service Coverage Ratio	x	3.83	4.30	3.97	2.22	2.35
Fixed Assets Turnover Ratio	x	4.2	4.3	4.1	3.3	2.6

POTENTIAL KIT VALUE* (Excluding EV Specific Components)

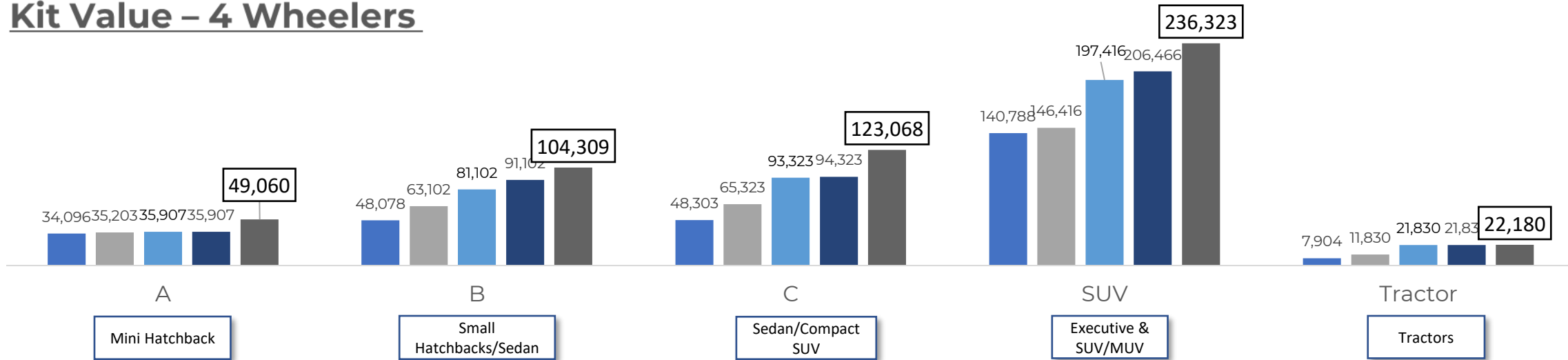
Kit Value – 2 Wheelers

As at the end of FY ■ 2021 ■ 2022 ■ 2023 ■ 2024 ■ 2025



As at the end of FY ■ 2021 ■ 2022 ■ 2023 ■ 2024 ■ 2025

Kit Value – 4 Wheelers



*Potential is calculated on basis that all products manufactured by Uno Minda which can be supplied in the vehicle.

ABOUT UNO MINDA



ABOUT UNO MINDA



UNO MINDA A Leading Auto Component Player, Since 1958

₹ **205B** (\$ 2.40 B)*

*Group Turnover (FY24-25)

TOP 200

BSE/NSE listed companies

76

Plants Globally

17

Joint Venture / TLA

37,000+

Employees

28

Product Lines

VISION

To be a **Sustainable Global** organization that **enhances** value for all its **Stakeholders**, attains **Technology Leadership** and cares for its people like a **Family**.

VALUES



Customer is Supreme



Live Quality



Respect for Individual



Respect for
Work-place Ethics



Encourage Creativity and Innovation to drive people, process & products



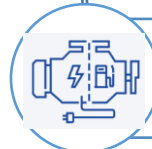
Uno Minda Limited is one of the leading manufacturers of auto components and systems with leadership across key product segments.



The company has a well diversified product portfolio with marquee clientele, both globally and domestically



Diversified across product divisions (Acoustics, Switches, Castings, Lighting and others), segments (4Ws & 2Ws) and geographies (International & Domestic) and channels (replacement & OEM)



Product portfolio is well insulated from any foreseeable market disruptions, with an ICE-EV agnostic product portfolio and constantly increasing kit value, leading to higher wallet share with OEMs



The company has been steadily growing its global presence through sustained capacity additions and channel expansions



Strong R&D focus and infrastructure helps in in-house product development and localization of products



Track record of robust financial performance and delivering strong shareholder returns, supported by reputed promoters with rich experience and backed by professional management team

Domains & Product Groups – 4W

UML – 4W Lighting Division



UML – Westport Division MWTL



UML – Sensor & ADAS Division



UML – Controller Division



Uno Mindarika



UML – Tokai Rika



UML – Densoten




UML – Inovance



4W EV Powertrain

UML – 4W Alloy Wheels



UML – ROKI



UML – Casting Division



Uno Minda Tachi-S Seating



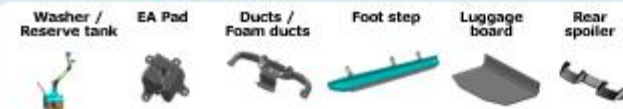
UML – Aisin Corporation



Toyota Gosei Uno Minda



UML – Kyoraku



UML – Onkyo & Acoustic Division



LAS
Lighting & Alternate Fuels Systems

LPS
Light Metal & Powertrain Systems

ACS
ADAS Controllers & Sensors Systems

SCS
Safety & Comfort Systems

ECS
Electronic & Control Systems



Domains & Product Groups – 2W/3W

UML – 2W Lighting Division



UML – Westport Division MWTL



UML – Sensor & ADAS Division



UML – Controller Division



UML – Buehler Motors Uno Minda EV Systems



UML – Switch Division



2W Alloy Wheel UML – ROKI



UML – Casting Division



UML – Acoustic Division



UML – Seating Division



Toyoda Gosei Uno Minda



LAS
Lighting & Alternate Fuels Systems

ECS
Electronic & Control Systems

LPS
Light Metal & Powertrain Systems

SCS
Safety & Comfort Systems

ACS
ADAS, Controllers & Sensors Systems



Domains & Product Groups – CV/OR

UML – Lighting Division



UML – Westport Division MWTL



UML – Sensor & ADAS Division



UML – Controller Division



UML – Switch Division



Uno Mindarika



UML – Inovance



4W EV Powertrain



UML – Casting Division



UML – Onkyo & Acoustic Division



UML – Nabtesco



UML – Seating Division



LAS Lighting & Alternate Fuels Systems

ACS ADAS, Controllers & Sensors Systems



LPS Light Metal & Powertrain Systems

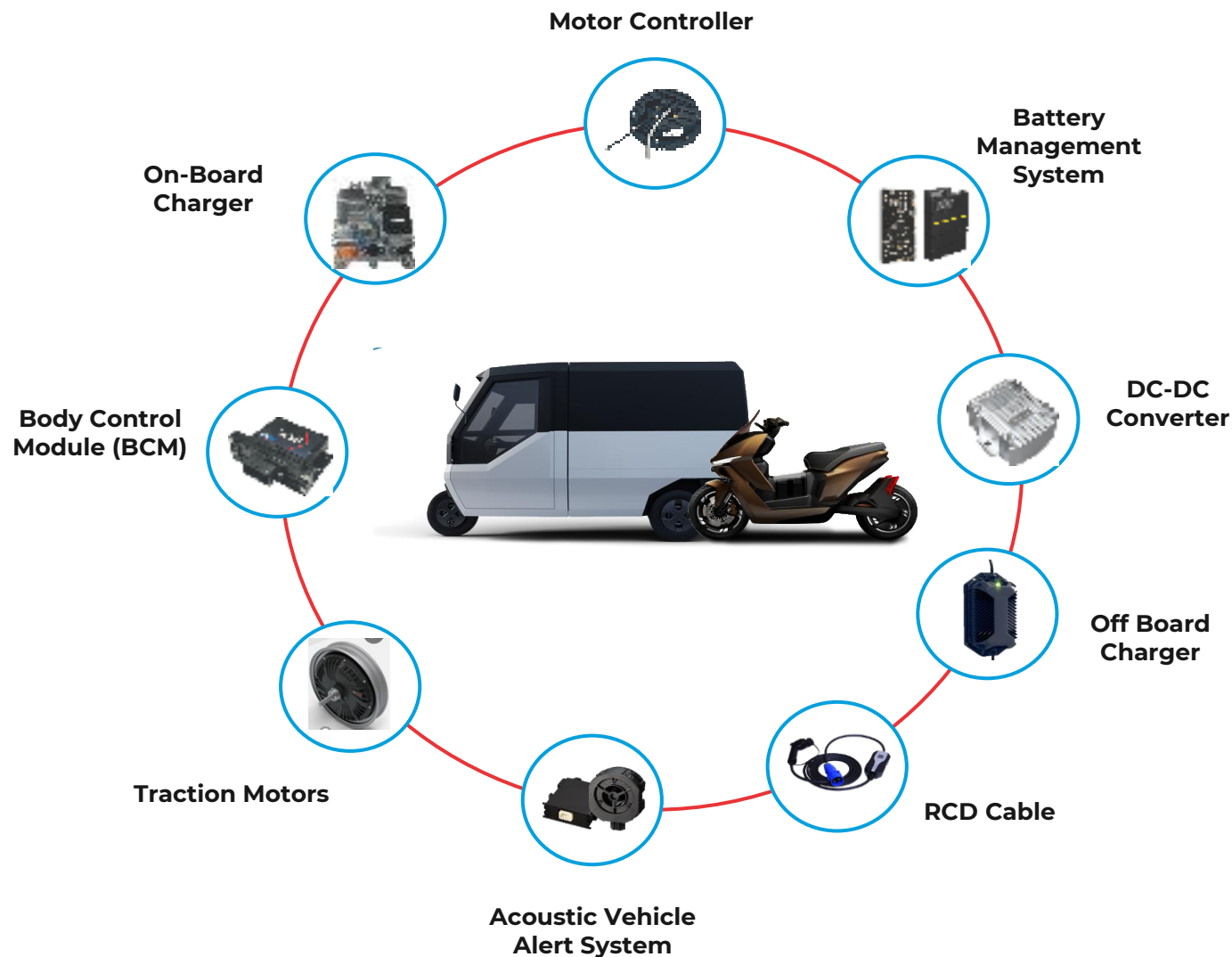
SCS Safety & Comfort Systems

ECS Electronic & Control Systems

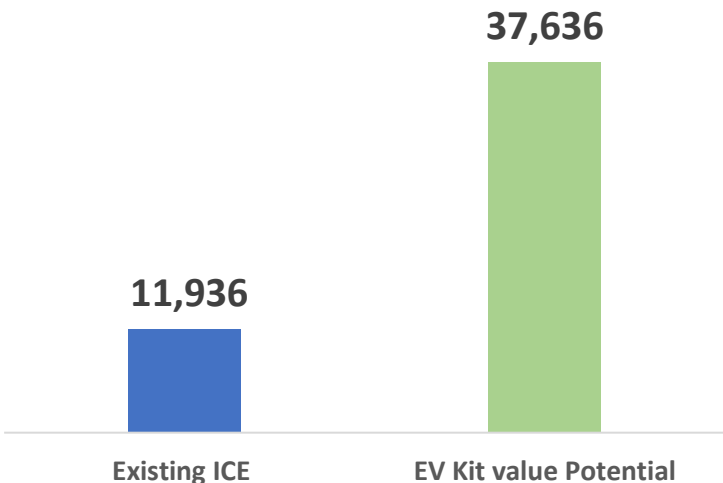
UNO MINDA's EV PRODUCT PORTFOLIO (2W & 3W)



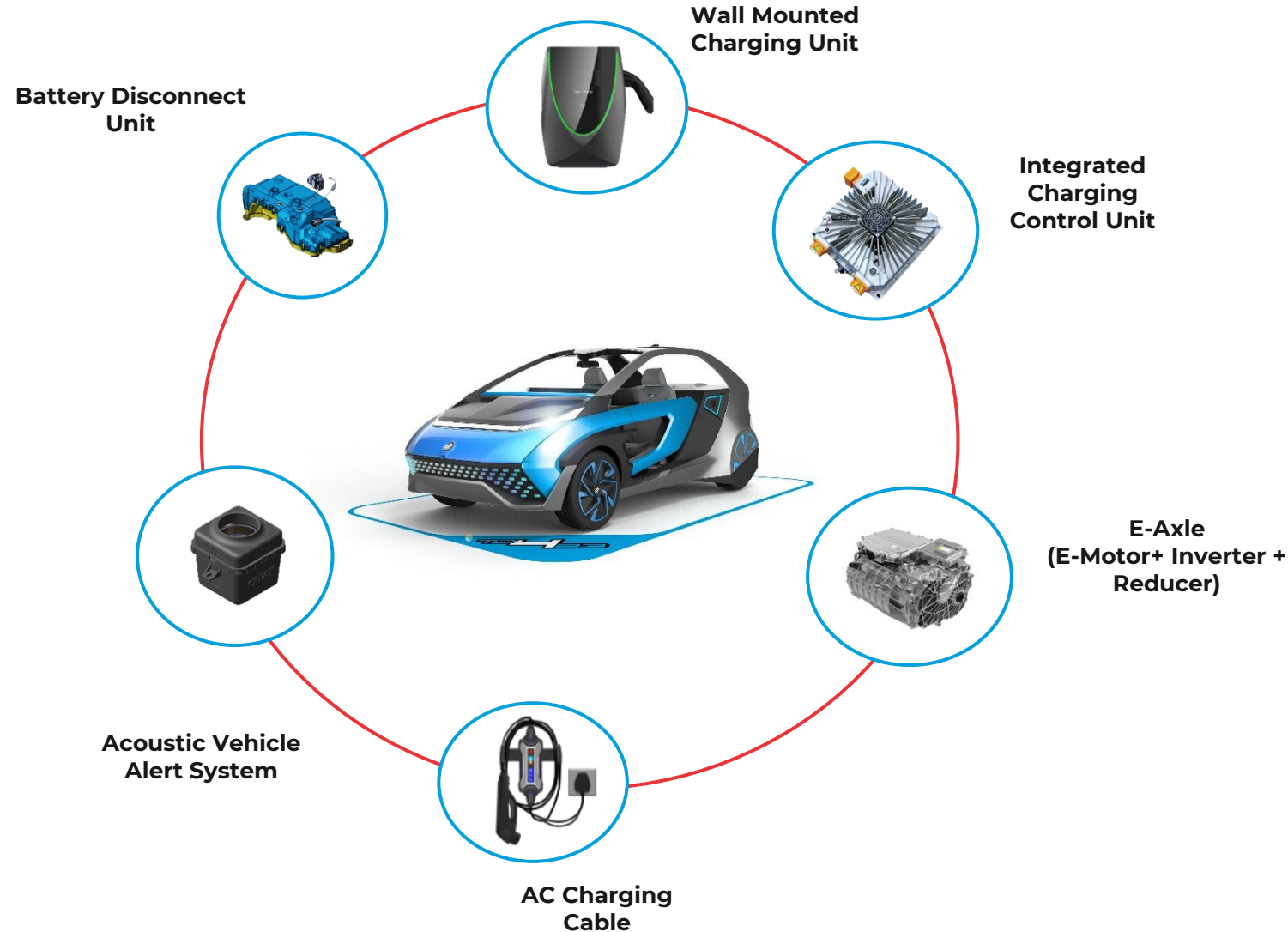
Low Voltage EV Products (48V to 96V)



Potential Kit Value (EV 2W) (in INR)



EV Strategy for Four Wheeler



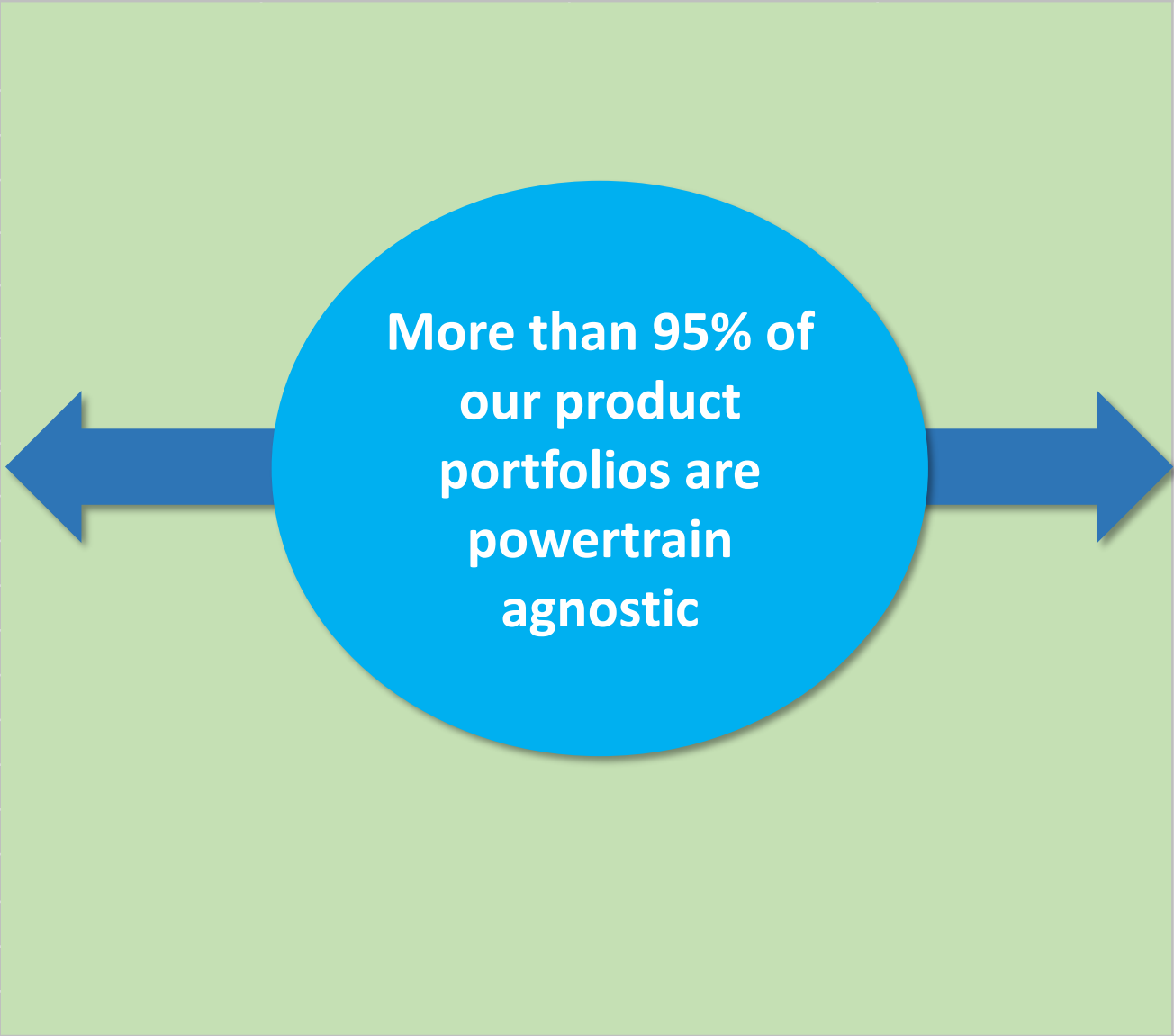
Under Production/Orders Won

- 1 Battery Disconnect Unit
- 2 AC Charging Cable
- 3 Integrated Charging Control Unit (OBC + DC DC + PDU) (Low Voltage)
- 4 EVSE-Wall Mount Charging Unit
- 5 Electric Drive Unit (EDU)/e-Axle (E-Motor+ Inverter+ Reducer)







Under Self Development/TLA Done

- 6 Acoustic Vehicle Alert System
- 7 Integrated Charging Control Unit (OBC + DC DC + PDU) (High Voltage)

Engine agnostic portfolio with potential upside from EV transition

Domains	Product Lines	ICE	Alternate Fuel Systems	Hybrid	BEV
Electronic & Control Systems	4W Switches & HVAC				
	Seat Belts				
	Shifters				
	Infotainment Systems				
ADAS, Controllers and Sensors	Sensors				
	Controllers				
	RPAS & ADAS				
	Cameras				
	Telematics & TCU				
Safety & Comfort Systems	Steering Wheel with Airbags				
	Body Sealing				
	EA Pad				
	Air Ducts & Washer Bottle				
	Spoiler				
	Seats				
	Horns				
	Speakers				
	Brake Hoses				
Lighting & Alternate Fuel	Lamps				
Light Metal & Power Train	Alloy Wheels				
	Casting				
Battery	Lead Acid Battery				

UML's Powertrain Focused Portfolio

Domains	Product Lines	 ICE	 H2 ICE	 CNG	 PHEV	 HEV	 BEV
Electronic & Control Systems	Portable Charging Unit				●		●
	Wall Mount Charger (EVSE)				●		●
Safety & Comfort Systems	Fuel Hoses/Fuel cap	●		●	●	●	
Lighting & Alternate Fuel	Alternate Fuel Systems		●	●			
Light Metal & Power Train	Air Filtration Systems	●	●	●	●	●	
	Canisters	●		●	●	●	
4W EV*	Combined Charging Unit (CCU)				●		●
	E-Motor/Generator				●	●	●
	E-Axle (EDU)				●	●	●
	Inverter				●	●	●
	Multi function Controllers						●

* Upcoming portfolio

AFTERMARKET- EXPANDING B2C BUSINESS



1600+
Business Partners
40K+ Retailers



600+
Districts
7K+ Pin Codes



150K+
Workshops
7K+ SKUs

Key Products

Switch, Light, Horn, Filter, RVM, Braking, Seating,
Lubricants, Battery, Car Accessories & Alloys

Locations



HO – Delhi



Sale Office – Dubai



30+ Branch offices PAN India

300+ Sales Team Globally
50+ on ground Service Engineers

Customer Management System

- ORDER MANAGEMENT SYSTEM**
Primary Sales
- SALES APP**
Secondary Sales
- UNO STAR**
Mechanic & Retailer Loyalty Program
- CATALOGUE APP**
Online Product Portfolio

Process Automation

- AI/ML based demand forecasting tool
- WMS – IoT enabled SCM
- Infor – BAAN ERP
- Drishyam – BI & Data Analytics
- Digital Warranty



WAREHOUSE

- 2L+ Sq. Ft. Area
- 7K+ Boxes Handled daily
- 200 + Manpower
- Global Servicing



GLOBAL DISTRIBUTION

- 1L+ touch points globally
- Presence in USA, EU, LATAM, MEA, ASEAN & SAARC
- Office in Dubai



CHANNEL MARKETING

- 3K+ PAN India SPA Activities e.g. Retailer & Mechanic meets, Van campaign, Corner meets
- Yearly FTS Scheme
- 300+ Sales Team Members



BRAND & MARKETING

- Uniform Brand Identity
- 500+ NPD Yearly
- Presence in all 5 Segments 2W, 3W, Car, CV, Tractor & OR



UNOMINDAKART.COM

- 24+ Categories
- PAN India doorstep delivery
- Alloy & 3D Visualizer
- Toll Free- 1800 102 7977



11 CR + Monthly Impressions


























Scan for Digital Catalogue

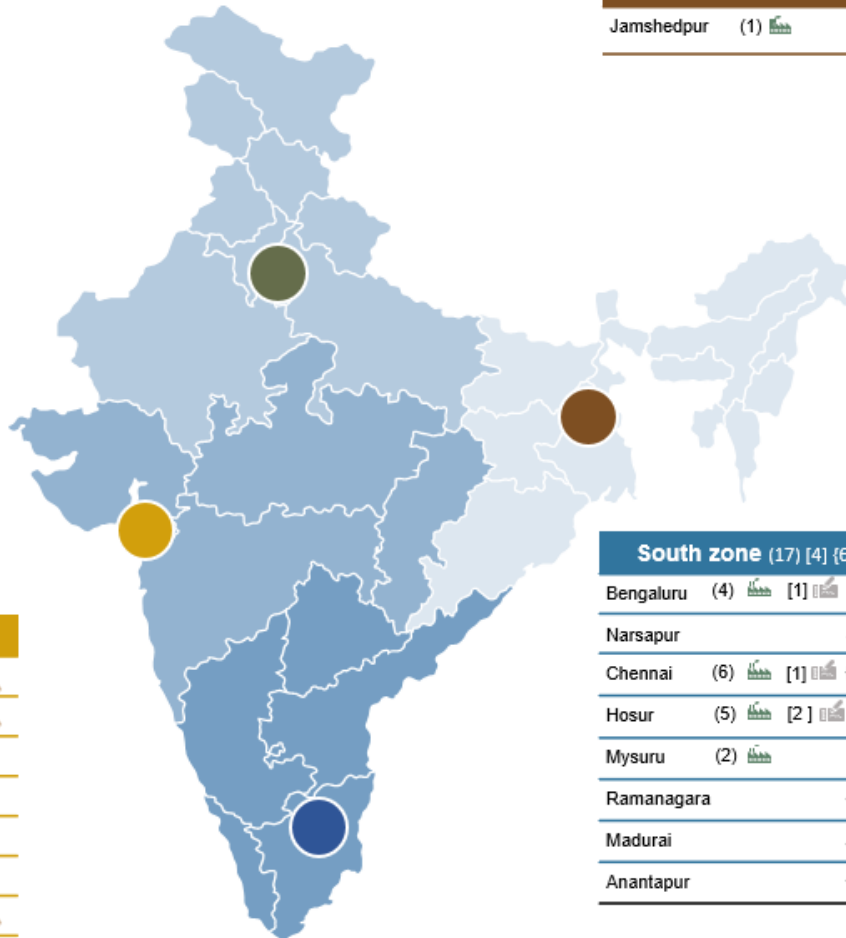
Group Presence

Strategic Manufacturing Location






 72 Plants	 29 Engg. Centers	HO Head Office	RO Reg. Office	 17 Warehouses
--	--	------------------------------	------------------------------	---

North zone. (33) [17] {3}		
Manesar (7)	 [6]	 HO
Bawal (11)	 [5]	
Neemrana (2)		
Nalagarh (1)		
Delhi	 RO	{1}
Bahadurgarh (2)	 [1]	
Sonipat (1)	 {1}	
Pantnagar (3)	 [1]	
Haridwar (1)		
Farukhnagar (2)	 [1]	
Gurugram	[3]  {1}	
Baddi (1)		
G. Noida (1)		
Kharkoda (1)		

West zone (21) [8] {8}		
Gujarat (8)	 [8]	 {5}
Pune/Chakan (8)	 [2]	
Waluj (1)		
Pithampur (1)		
Ranjangaon (1)		
Supa (1)		
Nasik		{1}
Khed (1)		

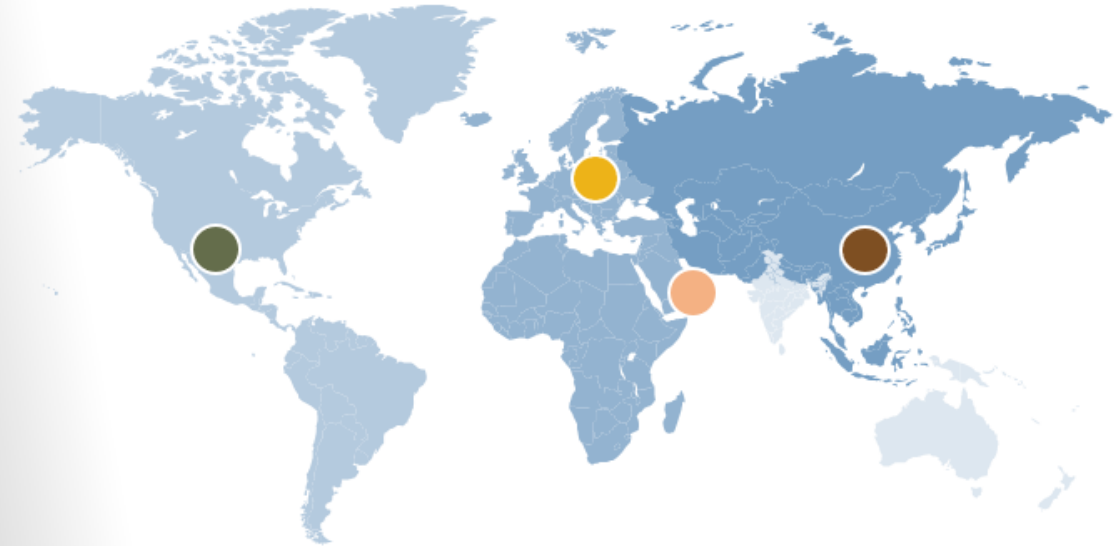




East zone (1)		
Jamshedpur (1)		

South zone (17) [4] {6}		
Bengaluru (4)	 [1]	
Narsapur		{2}
Chennai (6)	 [1]	 {1}
Hosur (5)	 [2]	
Mysuru (2)		
Ramanagara		{1}
Madurai		{1}
Anantapur		{1}

Growing International Presence

 6 Plants	 8 Sales Office	 8 Engg. Centers	 1 Warehouse
--	--	---	---

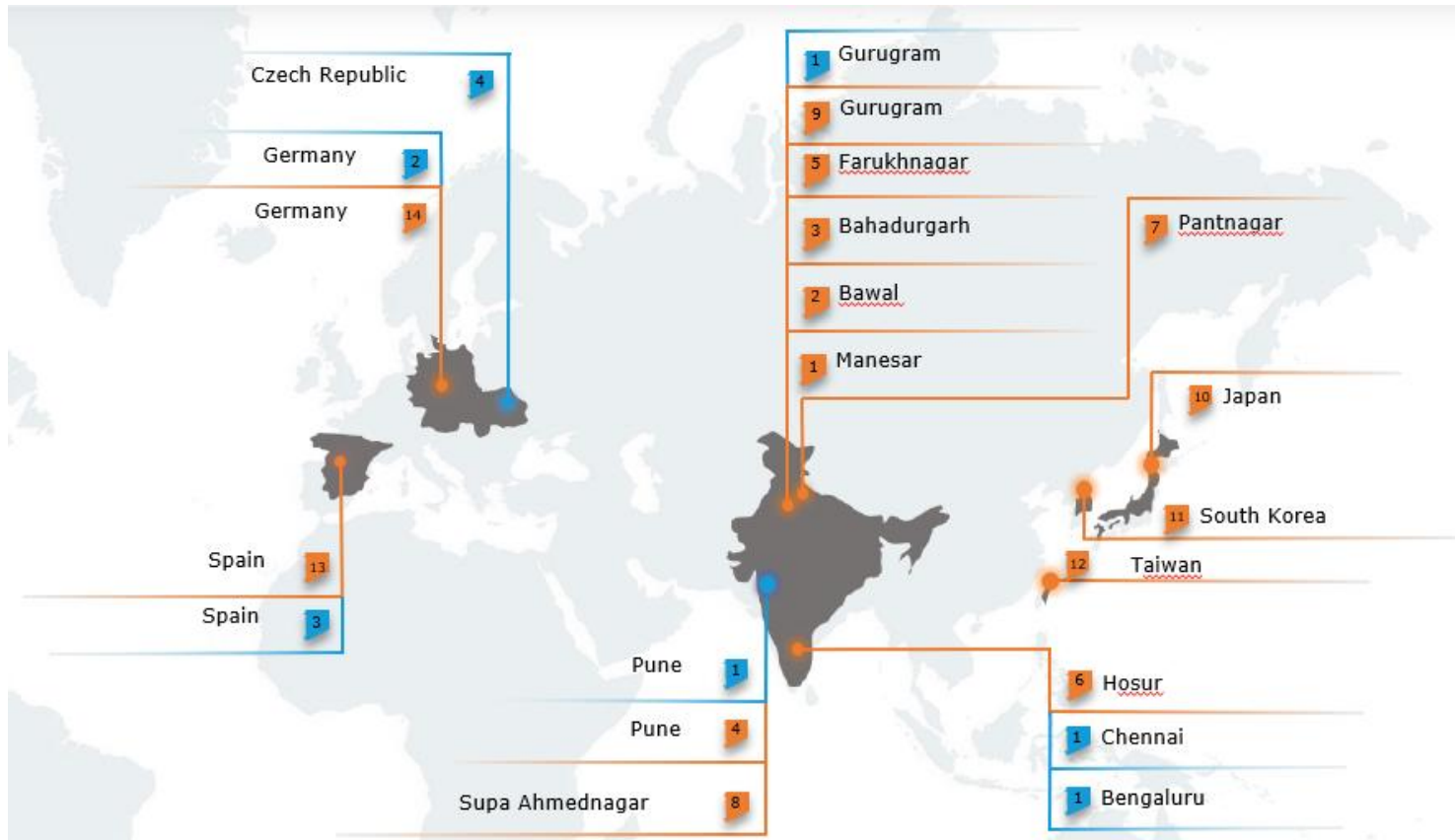


North & South America (2)		
Mexico (Queretaro) (1)		
Colombia (Manizales) (1)		
Middle East (1)		
UAE (Dubai) (1)		

Europe (2) [7] {1}		
France (Epernon)		
Spain (La Carolina, Bilbao)(1)	 [1]	
Germany (Reutlingen, Munich)(1)	 [6]	 {1}

Asia (w/o India) (2) [1]		
Indonesia (Karawang) (1)		
Taiwan (Tainan).		 (1)
Thailand (Bangkok)		
Vietnam (Vin Phuc) (1)		
Japan (Nagoya)		
South Korea (Pyeongtaek)		

UNO MINDA – Engineering and R&D




Central R&D Centre With A Focus On Advanced & Future Technology

1	Pune, Gurugram, Chennai & Bengaluru	India
2	Munich, Ingolstadt, Wolfsburg	Germany
3	Bilbao	Spain
4	Ostrava	Czech Republic

Product-focused Business Engineering Teams

1	2W Switch, Uno Mindarika, 4W Lighting, Uno Minda Westport, Acoustic, Uno Minda Nabtesco	Manesar
2	Uno Minda Kosei, Uno Minda Kyoraku, Toyoda Gosei, Uno Minda, Uno Minda Onkyo, Uno Minda Buehler Motors	Bawal
3	2W Lighting	Bahadurgarh
4	Sensor, Controller, 2W Switch, 4W Lighting, ADAS, Uno Mindarika	Pune
5	Uno Minda EV Systems	Farukhnagar
6	Seating	Hosur
7	Uno Minda Storage Batteries	Pantnagar
8	2W Alloy Wheels	Supa, Ahmednagar
9	Densoten Uno Minda	Gurugram
10	4W Lighting	Japan
11	4W Lighting	South Korea
12	4W Lighting	Taiwan
13	Clarton horn	Spain
14	Uno Minda Systems GmbH (ECUs, Logo Projectors & HIL Testing)	Germany
15	UMEVS	Germany, Vietnam

 **>1200**
NPD Engineers

 **252**
Patents Granted

 **37**
R&D and Engineering Centers

 **444**
Patent Filed

 **463**
Design Application Filed

State Of Art Validation & Test Facilities



Camera Lens Active Alignment



Acoustics Lab



EMI/EMC Electrical Test Facility



ADAS Lab



HIL@Uno Minda System GmbH



Photometric Testing Lab, LSTC, Spain



EE / Testing (Manual)

UNO MINDA – Central R&D and Design Studio



Uno Minda's first flagship centre for research engineering and advance technologies.

MISSION: Attain Technology Leadership with Ingenious CREATors to **Innovate for the future of mobility** focusing on Value Creation, Quality, and Process.

415+
Engineers

4
Locations

75+
R&D Projects



AUTOMOTIVE SPICE®



An independent creative design studio that offers best-in-class creative services for mobility products and systems.



TRANSPORTATION DESIGN



DIGITAL SCULPTING



UI/UX DESIGN



DESIGN STRATEGY



PROTOTYPING

Locations



Pune, India



Gurgaon, India



Chennai, India



Ingolstadt, Germany

Focus



PERSONALIZED

Wireless Chargers | USB & Data Port
Chargers | Smart Switches | Seats with
Mechanisms | Interior & Exterior Lighting
| Silver Box Display TCU



AUTONOMOUS

Automotive Cameras | Ultrasonic
Sensors | ADAS Controllers |
TPMS



CONNECTED

Telematics Control Unit |
IoT Platform



ELECTRIFIED

AC Chargers | AC – DC Chargers |
DC DC Converter | AVAS

Key functional Competencies

- Product Planning
- Technical Sales
- Simulation based Engineering
- Prototyping
- System Req & Architecture
- Functional / Sys Validation
- Mechanical
- Hardware & Layout
- Software
- Functional Safety
- New Product Control
- Engineering Quality
- Product Costing
- Manufacturing Engineering



Strengthening
R&D

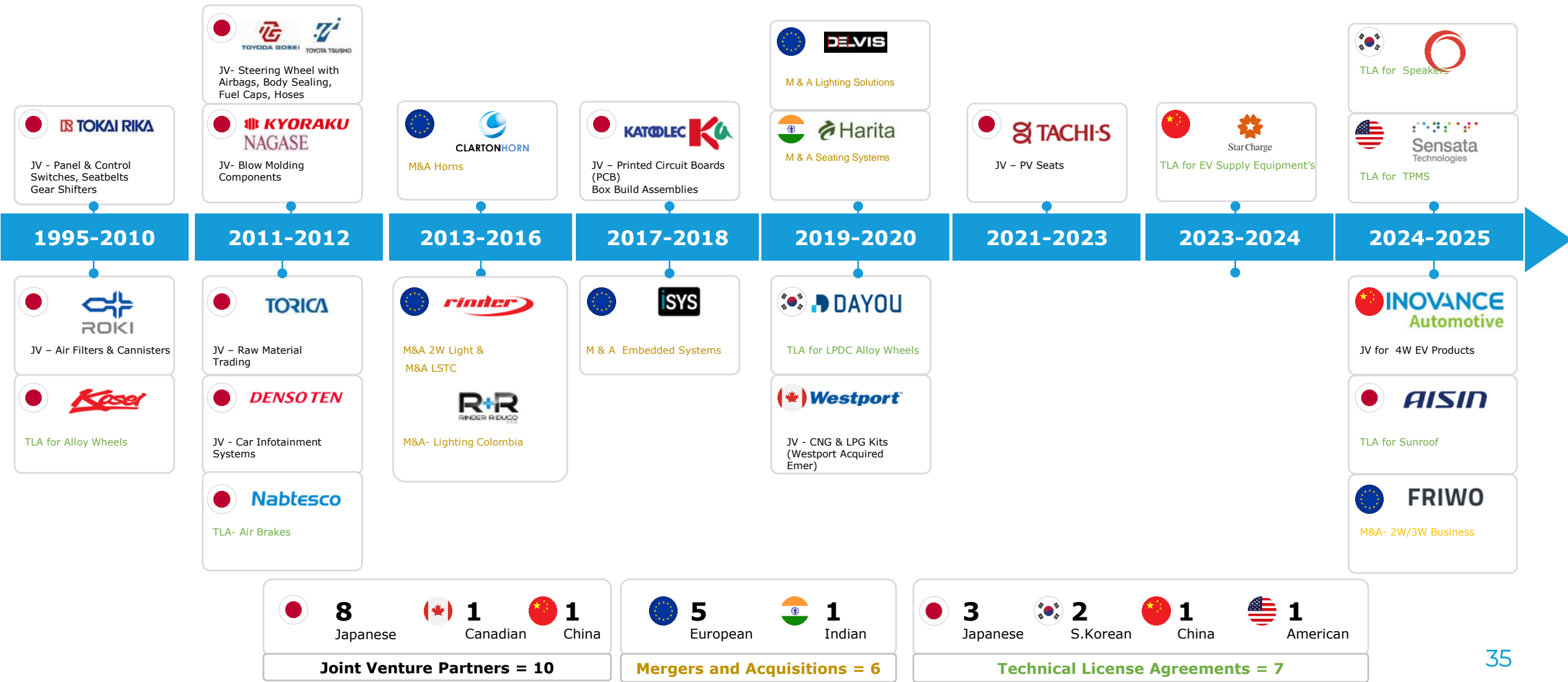
Global Centre for Embedded & Software Technology

Focused on supporting embedded competency
build-up for business

Advanced Technology Group

Focused on long horizon
Technology projects (>3 Years)

Nurturing Partnerships and Affiliations



Top Management Team



Mr. Nirmal Minda
Executive Chairman



Mr. Ravi Mehra
Managing Director



Mr. Ashok Taneja
Advisor



Mr. Navin Paul
Advisor



Mr. Sunil Bohra
Group CFO, CPO &
Corporate Affairs



Mr. Amit Jain
Group Chief Technical Officer,
CEO-4W Powertrain business



Mr. Nitesh Minda
Chief Marketing Officer



Ms. Garima Garg
Chief Human Resources Officer



Ms. Aditi Sharma
Chief Manufacturing Excellence Officer



Mr. Naveesh Garg
CEO - Electronics and
Control Systems

- Uno Mindarika – Switch 4W
- UM Switch 2W
- Uno Minda Denso Ten – Infotainment
- UMEV Systems – 2W/3W EV specific
- Uno Minda Buehler Motor – 2W/3W Traction motor



Mr. Vivek Jindal
Whole Time Director & CEO- Light &
Alternate Fuel System

- UM Light 4W
- UM Light 2W
- Uno Minda Westport - CNG
- Clarton Horns – Horns
- Rinder Rudco – Light 2W



Mr. Kundan K Jha
CEO - Light Metal &
Powertrain Systems

- UM AW2W
- UM AW4W
- UM Wheel Assembly
- UM Casting
- Roki Uno Minda – Air filters



Mr. A.G. Giridharan
CEO - Safety & Comfort
Systems

- UM Seating/Tachi S
- UM Acoustic & Speaker
- Uno Minda Kyoraku – Blow moulded prod
- Minda Nabtesco
- TG Uno Minda – Air bags, brake/fuel hoses, others



Mr. Sanjeev Kulkarni
CEO- ADAS, Controllers &
Sensors

- UM Sensor & ADAS
- UM Controller
- Uno Minda Katolec - PCBs



Mr. Rakesh Kher
CEO – Aftermarket &
Group CSO

- After Market
- Batteries
- Ancillaries

Group Strengths



Long Standing Relationships with OEMs

6 Decades of Preferred Supplier status with Major OEMs across all segments



Located close to customer

- Located in major Automotive hubs in India, Growing Global Presence
- Land bank in major hubs to set up Green field project



Strategic & Technology Driven Alliances

With Global Technology Leaders supporting various Product Lines



Robust Systems and Governance mechanism

Strong System, Processes with experienced board to drive Governance and Ethical Practices



Extensive Aftermarket Distribution and Service Network

1500 Business Partners, 35000 Retailers & 75000 Service Points



Human Resources

Great place to work certified. Focus on promoting In-house Talent & Succession Management



Made in India for India and Globe

Strong manufacturing base in India with 69 manufacturing plants



Strong R&D Capabilities

37 R&D and Engineering Centres Globally



Trustworthy and Capable Supplier Base

More than 1500 Suppliers spread across Geographies



Cyber risk Management

Strong & robust Security Management & Cyber risk Management framework to safeguard company from cyber threats

Environmental, Social & Governance (ESG)



Environmental

More than 90% of plants ISO 14001 & ISO 45001 certified
(Environmental & OHS Management System)

Energy and Emissions

Water Management

Waste Management



Social

Vision to enable Employee and Community Well-Being with following organizational goals:

Community Well Being (CSR)

Employee Well Being



Corporate Governance

Strong Corporate Governance and Board members

Policies governing our business

Ethics and compliances

Economic Value Creation



15% renewable energy share

60% renewable energy by 2030

Carbon neutral by 2040

Net Carbon Zero by 2050



Our Journey

2007



Seva Kendra, Bagla, Hisar Haryana, Skills Centre

2010



MDMMS, Bagla Haryana Sr. Sec. School

2012



Samarth - Jyoti Project

2016



SLMCH, Bagla Haryana Charitable Hospital

2019



TSNMS, Kadi Gujarat Sr. Sec. School

2024



TSNMS, Poonapalli, Hosur Sr. Sec. School

The Suman Nirmal Minda Foundation is actively engaged in the areas of Education, Skill development, Preventive and curative Healthcare, and Community wellbeing. Its key initiatives include operating community schools, remedial education programs, IT skill development, and vocational training tailored for underprivileged children, girls, boys, and women. With a network of 18 centers across 7 states, the Foundation also manages three senior secondary schools and a hospital, delivering quality education and accessible healthcare to underserved communities.

Thematic Areas



Skill Development



Education



Community Wellbeing



Preventive & Curative Health Care

Awards & Recognitions

Customer Awards

2024-25

QUALITY

DELIVERY

BEST SUPPLIER

PARTNER AWARD

COST COMPETITIVENESS

BUSINESS EXCELLENCE



46



Dr. Suman Minda, Chairperson of the CSR wing of Uno Minda, has been honored with the prestigious Hurun India's "Most Respected Philanthropists Award"



Mr. Nirmal Minda, has been recognized as one of India's Most Trusted Leaders 2024 by Great Place to Work! This prestigious honor is a testament to Mr. Minda's visionary leadership, unwavering dedication, and his commitment to fostering an exemplary workplace culture



Uno Minda is proud to secure the **Great Place To Work® (GPTW)** Certification for the fifth consecutive year!



Uno Minda has been honored with **Special Recognition for the Best Ratio of Patents Granted to R&D Expenses (2019-2024)** at the Confederation of Indian Industry **Industrial Intellectual Property Awards 2024** in the **Large - Manufacturing Patents** category.



Uno Minda Group has been awarded the prestigious "CSR TIMES, AWARD 2024" in the "Women Empowerment" category for our flagship initiative, "Samarth-Jyoti".



Uno Minda has been awarded the prestigious Innovation in the Automobile Sector award by the Indo-American Chamber of Commerce. This award is a testament to the hard work and dedication of our entire team for constantly pushing the boundaries of innovation

Certifications





Thank You

Corporate Office

Address: Village Nawada Fatehpur, P.O. Sikanderpur Badda, Manesar, Gurgaon – 122004, India.

Website: www.unominda.com

For further information, please contact

Mr. Ankur Modi

Vice President

Head – Treasury, IR and Communication

amodi@unominda.com

Follow us on

