

February 05, 2026

National Stock Exchange of India Limited
Exchange Plaza, Plot No. C/1, G Block,
Bandra Kurla Complex,
Bandra (E), Mumbai - 400 051

BSE Limited,
Floor 25, P J Towers,
Dalal Street,
Mumbai - 400 001

NSE Symbol: **WABAG**BSE Scrip Code: **533269**

Dear Sir/Madam,

Sub: Outcome of Board Meeting - Unaudited Financial Results (both Standalone and Consolidated) of the Company for the quarter and nine months period ended December 31, 2025

The Board of Directors ("Board") of VA TECH WABAG LIMITED ("the Company") at their meeting held today i.e. **Thursday, February 05, 2026**, has *inter-alia* considered and approved the Unaudited Financial Results (both Standalone and Consolidated) of the Company for the quarter and nine months period ended December 31, 2025 in terms of Regulation 33 and other applicable provisions of the SEBI (Listing Obligations and Disclosure Requirements) Regulations, 2015.


Unaudited Financial Results - A copy of the said Unaudited Financial Results (both Standalone and Consolidated) of the Company in the prescribed format, as reviewed by the Audit Committee and approved by the Board along with Limited Review Report issued by the Statutory Auditors of the Company for the quarter and nine months period ended December 31, 2025 is enclosed herewith.

Press Release - Also, please find enclosed the copy of the Press Release issued by the Company in this regard.

The Unaudited Financial Results (both Standalone and Consolidated) of the Company for the quarter and nine months period ended December 31, 2025 is also available on Company's website at www.wabag.com.

The meeting of the Board of Directors commenced at 1.00 P.M. (IST) and concluded at 3.45 P.M. (IST). Kindly take the same on record.

Thanking you,
For **VA TECH WABAG LIMITED**


Anup Kumar Samal
Company Secretary & Compliance Officer
Membership No: FCS 4832



Encl.: as above

Sustainable solutions, for a better life



VA TECH WABAG LIMITED
CIN: L45205TN1995PLC030231

Regd. office: "WABAG HOUSE" No.17, 200 Feet Thoraipakkam- Pallavaram Main Road, Sunnambu Kolathur, Chennai 600 117.
Website: www.wabag.com | Email: companysecretary@wabag.in

₹ in Millions

Sl No.	Particulars	STATEMENT OF CONSOLIDATED FINANCIAL RESULTS FOR THE						STATEMENT OF STANDALONE FINANCIAL RESULTS FOR THE					
		Quarter Ended			Nine Months ended		Year ended	Quarter Ended			Nine Months ended		Year ended
		31/12/2025	30/09/2025	31/12/2024	31/12/2025	31/12/2024	31/03/2025	31/12/2025	30/09/2025	31/12/2024	31/12/2025	31/12/2024	31/03/2025
		Unaudited	Unaudited	Unaudited	Unaudited	Unaudited	Audited	Unaudited	Unaudited	Unaudited	Unaudited	Unaudited	Audited
1	Revenue												
	a. Revenue from operations	9,613	8,345	8,110	25,298	21,378	32,940	7,873	6,900	6,761	21,175	18,353	28,738
	b. Foreign exchange gains	95	312	47	270	87	79	124	336	79	357	138	161
	c. Other income	137	104	101	354	253	367	101	84	82	285	119	208
	Total Income (a + b + c)	9,845	8,761	8,258	25,922	21,718	33,386	8,098	7,320	6,922	21,817	18,610	29,107
2	Expenses												
	a. Cost of sales and services	7,245	6,463	6,297	19,005	16,179	25,598	5,893	5,317	5,182	15,818	13,750	22,305
	b. Changes in inventories	(37)	1	(32)	(103)	(97)	7	(29)	17	(45)	(45)	(74)	(50)
	c. Employee benefits expense	780	756	630	2,202	1,879	2,645	642	618	508	1,790	1,490	2,154
	d. Finance cost	179	196	203	563	573	788	129	145	141	411	427	592
	e. Depreciation and amortisation expense	16	17	13	47	45	59	10	10	8	29	22	30
	f. Other expenses	410	232	211	994	610	467	325	257	264	913	686	461
	Total expenses (a + b + c + d + e + f)	8,593	7,665	7,322	22,708	19,189	29,564	6,970	6,364	6,058	18,916	16,301	25,492
3	Profit before share of profit of associates and joint ventures, exceptional items and tax	1,252	1,096	936	3,214	2,529	3,822	1,128	956	864	2,901	2,309	3,615
4	Share of profit/loss of associates and a joint venture	8	12	(27)	20	4	22	-	-	-	-	-	-
5	Profit before exceptional items and tax	1,260	1,108	909	3,234	2,533	3,844	1,128	956	864	2,901	2,309	3,615
6	Exceptional items - "Impact of New Labour Codes"	(47)	-	-	(47)	-	-	(47)	-	-	(47)	-	-
7	Profit/loss before tax	1,213	1,108	909	3,187	2,533	3,844	1,081	956	864	2,854	2,309	3,615
8	Tax expense:												
	a. Current tax	289	258	197	759	534	781	275	249	193	734	519	769
	b. Deferred tax	11	2	10	10	46	115	-	4	29	2	67	133
9	Profit/loss for the period	913	848	702	2,418	1,953	2,948	806	703	642	2,118	1,723	2,713
	Profit/loss for the period attributable to:												
	Owners of the parent	917	848	702	2,422	1,958	2,953	806	703	642	2,118	1,723	2,713
	Non-controlling interests	(4)	-	-	(4)	(5)	(5)	-	-	-	-	-	-
10	Earnings per equity share (in ₹)												
	a. Basic (Not annualised)	14.73	13.63	11.29	38.91	31.48	47.48	12.95	11.30	10.32	34.03	27.71	43.62
	b. Diluted (Not annualised)	14.54	13.45	11.13	38.40	31.04	46.80	12.78	11.15	10.18	33.58	27.31	43.00
11	Other Comprehensive income												
	i) Items that will not be reclassified to profit or loss												
	- Re-measurement gains/(losses) on defined benefit plans	(4)	(3)	-	(11)	(8)	(7)	(4)	(3)	-	(11)	(8)	(7)
	- Translation reserve	-	-	-	-	-	-	-	-	-	-	-	-
	- Income tax relating to items that will not be reclassified to profit or loss	1	1	-	3	2	2	1	1	-	3	2	2
	ii) Items that will be reclassified subsequently to profit or loss												
	- Translation reserve	61	171	(175)	553	1	170	-	-	-	-	-	-
	- Income tax relating to items that will be reclassified to profit or loss	-	-	-	-	-	-	-	-	-	-	-	-
12	Other comprehensive income for the period, net of tax	58	169	(175)	545	(5)	165	(3)	(2)	-	(8)	(6)	(5)
	Other comprehensive income for the period, net of tax attributable to:												
	Owners of the parent	56	167	(173)	539	(14)	162	(3)	(2)	-	(8)	(6)	(5)
	Non-controlling interests	2	2	(2)	6	9	3	-	-	-	-	-	-
13	Total comprehensive income for the period	971	1,017	527	2,963	1,948	3,113	803	701	642	2,110	1,717	2,708
	Total comprehensive income for the period attributable to:												
	Owners of the parent	973	1,015	529	2,961	1,944	3,115	803	701	642	2,110	1,717	2,708
	Non-controlling interests	(2)	2	(2)	2	4	(2)	-	-	-	-	-	-
14	Paid-up equity share capital (Face value ₹ 2 each)	125	125	124	125	124	124	125	125	124	125	124	124
15	Earnings per equity share (in ₹)												
	a. Basic (Not annualised)	15.63	16.31	8.51	47.57	31.26	50.09	12.90	11.27	10.32	33.90	27.61	43.54
	a. Diluted (Not annualised)	15.43	16.09	8.39	46.94	30.82	49.37	12.73	11.11	10.18	33.45	27.22	42.92





VA TECH WABAG LIMITED

CIN: L45205TN1995PLC030231

Regd. office: "WABAG HOUSE" No.17, 200 Feet Thoraipakkam- Pallavaram Main Road, Sunnambu Kolathur, Chennai 600 117.

Website: www.wabag.com | Email: companysecretary@wabag.in

Segment-wise Revenue, Results, Assets and Liabilities:

₹ in Millions

Sl No.	Particulars	STATEMENT OF CONSOLIDATED FINANCIAL RESULTS FOR THE						STATEMENT OF STANDALONE FINANCIAL RESULTS FOR THE					
		Quarter Ended			Nine Months ended		Year ended	Quarter Ended			Nine Months ended		Year ended
		31/12/2025	30/09/2025	31/12/2024	31/12/2025	31/12/2024	31/03/2025	31/12/2025	30/09/2025	31/12/2024	31/12/2025	31/12/2024	31/03/2025
		Unaudited	Unaudited	Unaudited	Unaudited	Unaudited	Audited	Unaudited	Unaudited	Unaudited	Unaudited	Unaudited	Audited
1	Segment Revenue												
	India	4,196	4,044	5,011	12,425	11,392	18,012	4,095	4,033	4,951	12,253	11,165	17,716
	Rest of the world	5,521	4,313	3,141	12,989	10,407	15,525	3,665	2,798	1,725	8,597	7,058	10,844
	Total	9,717	8,357	8,152	25,414	21,799	33,537	7,760	6,831	6,676	20,850	18,223	28,560
	Add: Un-allocable revenue	115	83	175	354	259	317	113	69	85	325	130	178
	Less: Inter-segment Revenue	219	95	217	470	680	914	-	-	-	-	-	-
	Net Sales/Income From Operations	9,613	8,345	8,110	25,298	21,378	32,940	7,873	6,900	6,761	21,175	18,353	28,738
2	Segment Results (Profit before Interest, tax and other unallocable items)												
	India	846	700	922	2,600	1,769	3,041	758	685	918	2,465	1,760	3,076
	Rest of the world	1,471	1,132	822	3,526	3,406	4,136	1,137	813	620	2,612	2,786	3,230
	Total	2,317	1,832	1,744	6,126	5,175	7,177	1,895	1,498	1,538	5,077	4,546	6,306
	Less:												
	(i) Interest and bank charges, net	(41)	(94)	(102)	(209)	(320)	(421)	(28)	(61)	(60)	(126)	(309)	(386)
	(ii) Other un-allocable expenditure	(1,206)	(733)	(854)	(3,243)	(2,534)	(3,171)	(977)	(885)	(779)	(2,731)	(2,198)	(2,645)
	Add:												
	(i) Un-allocable income	190	103	121	560	212	259	238	404	165	681	270	340
	Profit before exceptional items and tax	1,260	1,108	909	3,234	2,533	3,844	1,128	956	864	2,901	2,309	3,615
	Exceptional Items "Impact of New Labour Codes"	(47)	-	-	(47)	-	-	(47)	-	-	(47)	-	-
	Profit/loss before tax	1,213	1,108	909	3,187	2,533	3,844	1,081	956	864	2,854	2,309	3,615
3	Segment Assets												
	India	23,780	24,030	21,782	23,780	21,782	23,926	22,739	23,038	20,753	22,739	20,753	22,813
	Rest of the world	23,975	24,593	19,959	23,975	19,959	19,821	14,928	16,106	12,727	14,928	12,727	12,533
	Unallocated	8,055	5,998	5,900	8,055	5,900	8,926	7,892	5,824	5,729	7,892	5,729	8,753
	Total	55,810	54,621	47,641	55,810	47,641	52,673	45,559	44,968	39,209	45,559	39,209	44,099
4	Segment Liabilities												
	India	15,549	16,091	14,426	15,549	14,426	16,111	13,414	13,965	12,336	13,414	12,336	13,880
	Rest of the world	14,647	13,534	9,383	14,647	9,383	11,241	11,033	10,349	6,575	11,033	6,575	8,558
	Unallocated	1,322	1,706	3,552	1,322	3,552	3,871	1,282	1,659	3,511	1,282	3,511	3,825
	Total	31,518	31,331	27,361	31,518	27,361	31,223	25,729	25,973	22,422	25,729	22,422	26,263

Notes:

- The above results were reviewed by the Audit Committee and were approved and taken on record by the Board at its meeting held on February 05, 2026 and a limited review has been carried out by the Statutory Auditors of the Company.
- The Company has reported segment information as per Indian Accounting Standard 108 "Operating Segments" (IND AS 108) read with SEBI's circular CIR/CFD/FAC/62/2016 dated July 05, 2016. Accordingly, the Company has identified the geographical components as its operating segments for reporting and is consistent with performance assessment and resource allocation by the management of the Company. Segment revenue comprises sales and operational income allocable specifically to a segment. Un-allocable expenditure mainly includes employee expense, depreciation, foreign exchange loss and other expenses. Un-allocable income primarily includes other operating income and foreign exchange gain.
- "Effective November 21, 2025, the Government of India has consolidated multiple existing labour legislations into a unified framework comprising four Labour Codes collectively referred to as the 'New Labour Codes'. Under Indian Accounting Standard 19 "Employee Benefits", changes to employee benefit plans arising from legislative amendments constitute a plan amendment, requiring recognition of past service cost immediately in the statement of profit and loss. The New Labour Codes has resulted in estimated one time increase in provision for employee benefits of ₹ 47 Millions and the same has been recognized as an Exceptional Items in the above result for the period ended December 31, 2025. The Government of India is in the process of notifying related rules to the New Labour Codes and impact of these will be evaluated and accounted for in accordance with applicable accounting standards in the period in which they are notified".
- Figures for the previous periods have been regrouped/reclassified to conform to the figures presented in the current period.

Place : Chennai
Date : February 05, 2026


RAJIV MITTAL
CHAIRMAN & MANAGING DIRECTOR
DIN: 01299110



**Independent Auditor's Limited Review Report on Consolidated unaudited financial results of
VA Tech Wabag Limited for the quarter and nine months ended 31 December 2025**

To

The Board of Directors of VA Tech Wabag Limited

1. We have reviewed the accompanying statement of consolidated unaudited financial results of VA Tech Wabag Limited ('the Company' or 'the Parent') and its subsidiaries (the Parent and its subsidiaries together referred to as 'the Group'), and its share of the net profit / (loss) after tax and total comprehensive income / (loss) of its associates for the quarter and nine months ended 31 December 2025 ('the Statement'), being submitted by the Parent pursuant to the requirements of Regulation 33 of the Securities and Exchange Board of India (Listing Obligations and Disclosure Requirements) Regulations, 2015, as amended ('the Listing Regulations').
2. This Statement, which is the responsibility of the management of the Parent and approved by the Board of Directors of the Parent, has been prepared in accordance with the recognition and measurement principles laid down in Indian Accounting Standard 34 'Interim Financial Reporting' ('Ind AS 34'), prescribed under section 133 of the Companies Act, 2013, read with relevant rules issued thereunder and other accounting principles generally accepted in India and in compliance with Regulation 33 of the Listing Regulations. Our responsibility is to express a conclusion on the Statement based on our review.
3. We conducted our review of the Statement in accordance with the Standard on Review Engagements (SRE) 2410, 'Review of Interim Financial Information Performed by the Independent Auditor of the Entity', issued by the Institute of Chartered Accountants of India ('ICAI'). A review of interim financial information consists of making inquiries, primarily of persons responsible for financial and accounting matters, and applying analytical and other review procedures. A review is substantially less in scope than an audit conducted in accordance with Standards on Auditing and consequently does not enable us to obtain assurance that we would become aware of all significant matters that might be identified in an audit. Accordingly, we do not express an audit opinion. We also performed procedures in accordance with the circular issued by the Securities and Exchange Board of India ('SEBI') under Regulation 33(8) of the Listing Regulations to the extent applicable.
4. The Statement includes the results of the subsidiaries and associates as given in Annexure 1.
5. Based on our review conducted and procedures performed as stated in paragraph 3 above, and based on the consideration of review reports of other auditors as referred to in paragraph 6 below, nothing has come to our attention that causes us to believe that the accompanying Statement prepared in accordance with the recognition and measurement principles laid down in aforesaid Indian Accounting Standard and other accounting principles generally accepted in India, has not disclosed the information required to be disclosed in terms of Regulation 33 of the Listing Regulations, including the manner in which it is to be disclosed, or that it contains any material misstatement.

S&T

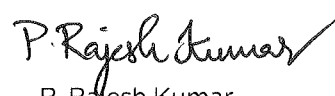
6. We did not review the interim financial information of eight subsidiaries included in the consolidated unaudited financial results, whose interim financial information reflect total revenues of Rs. 2,025 million and Rs. 4,754 million, total profit after tax (net) of Rs. 158 million and Rs. 263 million and total comprehensive income (net) of Rs. 158 million and Rs. 263 million for the quarter and nine months ended 31 December 2025 respectively as considered in the consolidated unaudited financial results. The consolidated unaudited financial results also include the Group's share of profit after tax (net) of Rs. 8 million and Rs. 20 million, total comprehensive income (net) of Rs. 8 million and Rs. 20 million for the quarter and nine months ended 31 December 2025, as considered in the consolidated unaudited financial results, in respect of three associates, whose interim financial information have not been reviewed by us. These interim financial information have been reviewed by other auditors whose review reports have been furnished to us by the management of the Parent and our conclusion on the Statement, in so far as it relates to the amounts and disclosures of these subsidiaries and associates, is based solely on the reports of other auditors and the procedures performed by us as stated in paragraph 3 above.

Our conclusion is not modified in respect of the above matter with respect to our reliance on the work done by and the reports of the other auditors.

7. The consolidated unaudited financial results include the interim financial results of three subsidiaries which have not been reviewed / audited by its auditors, whose interim financial results reflect total revenue of Rs. Nil and Rs. 3 million, net loss after tax of Rs. 14 million and Rs. 16 million and total comprehensive loss of Rs. 14 million and Rs. 16 million respectively for the quarter and nine months ended 31 December 2025 as considered in the consolidated unaudited financial results. The consolidated unaudited financial results also include the Group's share of loss after tax (net) of Rs. Nil and Rs. Nil, total comprehensive loss (net) of Rs. Nil and Rs. Nil for the quarter and nine months ended 31 December 2025, as considered in the consolidated unaudited financial results, in respect of one associate, whose interim financial information has not been reviewed by us. According to the information and explanations given to us by the Parent's management, these interim financial information are not material to the Group.

Our conclusion is not modified in respect of the above matter with respect to our reliance on the financial information certified by the management of the Parent.

for SHARP & TANNAN
Chartered Accountants
(Firm's Registration No. 003792S)



P. Rajesh Kumar

Partner

Membership No. 225366
UDIN: 25225366XSGSPN7330

Place: Chennai
Date: 5 February 2026

Annexure 1 - List of entities included in the Statement

Subsidiaries

1. VA Tech Wabag (Singapore) Pte. Limited, Singapore
2. VA Tech Wabag GmbH, Austria
3. VA Tech Wabag Su Teknolojisi Ve Ticaret A.S, Turkey
4. VA Tech Wabag Deutschland GmbH, Germany
5. VA Tech Wabag Tunisie s.a.r.l., Tunisia
6. VA Tech Wabag Muscat LLC, Oman
7. Wabag Muhibbah JV SDN BHD, Malaysia
8. VA Tech Wabag (Philippines) Inc., Philippines
9. Wabag Belhasa JV WLL, Bahrain
10. VA Tech Wabag Limited Pratibha Industries Limited JV, Nepal
11. Ghaziabad Water Solutions Private Limited, India

Associates

12. VA Tech Wabag & Roots Contracting LLC., Qatar
13. Windhoek Goreangab Operating Company (Pty) Limited, Namibia
14. Ganga STP Project Limited, India
15. DK Sewage Project Private Limited, India

ST

**Independent Auditor's Limited Review Report on Standalone unaudited financial results of
VA Tech Wabag Limited for the quarter and nine months ended 31 December 2025**

To

The Board of Directors of VA Tech Wabag Limited

1. We have reviewed the accompanying statement of standalone unaudited financial results of VA Tech Wabag Limited ('the Company') for the quarter and nine months ended 31 December 2025 ('the Statement'), being submitted by the Company pursuant to the requirement of Regulation 33 of the Securities and Exchange Board of India (Listing Obligations and Disclosure Requirements) Regulations, 2015, as amended (the "Listing Regulations").
2. This Statement, which is the responsibility of the Company's management and has been approved by the Board of Directors, has been prepared in accordance with the recognition and measurement principles laid down in the Indian Accounting Standard 34 "Interim Financial Reporting" ("Ind AS 34"), prescribed under Section 133 of the Companies Act, 2013 read with relevant rules issued thereunder and other accounting principles generally accepted in India and in compliance with Regulation 33 of the Listing Regulations. Our responsibility is to express a conclusion on the Statement on our review.
3. We conducted our review of the Statement in accordance with the Standard on Review Engagements (SRE) 2410, 'Review of Interim Financial Information Performed by the Independent Auditor of the Entity', issued by the Institute of Chartered Accountants of India ("ICAI"). This standard requires that we plan and perform the review to obtain moderate assurance as to whether the Statement is free of material misstatement. A review is limited primarily to inquiries of company personnel and analytical procedures, applied to financial data and thus provides less assurance than an audit. We have not performed an audit and accordingly, we do not express an audit opinion.
4. Based on our review conducted as above, nothing has come to our attention that causes us to believe that the accompanying Statement, prepared in accordance with applicable Indian Accounting Standards and other accounting principles generally accepted in India has not disclosed the information required to be disclosed in terms of Regulation 33 of the Securities and Exchange Board of India (Listing Obligations and Disclosure Requirements) Regulations, 2015, as amended, including the manner in which it is to be disclosed, or that it contains any material misstatement.

for SHARP & TANNAN
Chartered Accountants
(Firm's Registration No. 003792S)



P. Rajesh Kumar
Partner

Place: Chennai
Date: 5 February 2026

Membership No. 225366
UDIN: 25225366CQNDUH2240

PRESS RELEASE
Chennai, India

For Immediate Publication
February 05, 2026

WABAG declares 9M FY 25 – 26 results

Consolidated Revenue of Rs.25,298 Million with YoY PAT growth of 24%

February 05, 2026: VA TECH WABAG LIMITED, a leading Indian Multinational Technology Group in the water sector announced today its financial results for the quarter and nine months ended 31st December 2025.

Financial Performance:

- Consolidated Revenue from operations of Rs. 25,298 Mn; **up by 18% YoY**
- Consolidated EBITDA of Rs. 3,470 Mn; **up by 20% YoY**
- Consolidated PAT of Rs. 2,422 Mn; **up by 24% YoY**
- Standalone Revenue from operations of Rs. 21,175 Mn
- Standalone EBITDA of Rs. 3,056 Mn
- Standalone PAT of Rs. 2,118 Mn

Net Cash Position:


- Gross Cash Position **Rs. 10,795 Mn** and Net Cash Position **Rs. 8,913 Mn;**
12th consecutive quarter of Net Cash Positive
- Net Cash Position excluding HAM Projects **Rs. 10,065 Mn**

Order Book:



- Order Intake of **over Rs. 47 Bn**
- Order Book of **over Rs. 163 Bn** including Framework contracts; **Providing robust revenue visibility**

Credit Rating:

- India Ratings & Research (Credit Rating Agency) has reaffirmed –
 - Long Term Rating at IND AA-/Stable
 - Short Term Rating at IND A1+



Commenting on the results, Mr. Rajiv Mittal, Chairman & Managing Director, VA TECH WABAG LIMITED said, *"We continued on our profitable growth trajectory, driven by consistent project execution and disciplined operations. Performance remained in line with mid-term guidance, with revenue growth of over 18% while maintaining guided margins. We sustained a net cash positive position for the twelfth consecutive quarter, with gross cash of over Rs.1,000 crores, providing strong financial flexibility to pursue PPP opportunities, expand our geographical footprint, and develop new markets. India Ratings & Research reaffirmed our long-term rating at "IND AA-" with a "Stable" outlook, reflecting our robust credit profile and healthy revenue visibility. With an order book exceeding Rs.163 billion and a strong order pipeline, we remain confident of sustaining growth momentum in line with our medium-term outlook."*



For Further information, please contact:

Mr. Nilamani Satapathy, Corporate Communications

VA TECH WABAG LIMITED | Tel: +91 44 6123 2949 | Email: Nilamani_Satapathy@wabag.in

CIN: L45205TN1995PLC030231

About WABAG: With over a century of expertise, WABAG stands as a global leader in water technology, offering innovative and sustainable solutions for both municipal and industrial sectors. As a Pure-Play Indian Water Technology Multinational, WABAG delivers end-to-end water solutions, tailored to meet diverse customer needs across the globe. Backed by a team of around 2,000 water professionals operating in more than 25 countries, WABAG positively impacts millions of lives every day. Over the past three decades, WABAG has successfully designed and built over 1,500 municipal and industrial water and wastewater treatment plants worldwide. WABAG serves as a trusted lifecycle partner, managing every phase of water treatment, from Design, Engineering, Supply, and Construction to Installation, Start-up, and Long-term Operational Management across various business models. Driven by a passion for innovation, WABAG operates state-of-the-art R&D centers in Europe and India and holds over 125 intellectual property rights. Its vision aligns with the United Nations Sustainable Development Goals (UNSDGs) and Environmental, Social, and Governance (ESG) principles, with a strong focus on conservation, resource optimization, recycling, and reuse. As one of the world's foremost partners in water sustainability, WABAG is shaping a future where water challenges are transformed into opportunities for a better, more sustainable world.

