

Sr No.	Short Name	Scheme Name
1	AXIS112	Axis Fixed Term Plan - Series 112 (1143 Days)
2	AXIS113	Axis Fixed Term Plan - Series 113 (1228 Days)
3	AXISBTF	Axis BSE Sensex ETF
4	AXISCETF	Axis NIFTY India Consumption ETF
5	AXISGETF	Axis Gold ETF
6	AXISHETF	Axis NIFTY Healthcare ETF
7	AXISTETF	Axis NIFTY IT ETF

Monthly Portfolio Statement as on March 31, 2025

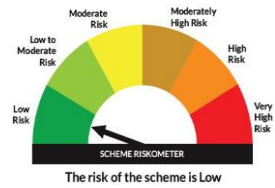
Name of the Instrument	ISIN	Industry / Rating	Quantity	Market/Fair Value (Rs. in Lakhs)	% to Net Assets	YTM-	YTC^
Debt Instruments							
(a) Listed / awaiting listing on Stock Exchange							
7.40% Government of India (19/03/2026)	IN000326C040	Sovereign	47,26,000	4,441.61	56.99%	6.63%	
7.36% Government of India (12/03/2026)	IN000326C057	Sovereign	35,32,800	3,324.43	42.66%	6.63%	
Sub Total				7,766.04	99.65%		
(b) Privately placed / Unlisted							
Sub Total				NIL	NIL		
Total				7,766.04	99.65%		
Reverse Repo / TREPS							
Clearing Corporation of India Ltd				1.99	0.03%	6.68%	
Sub Total				1.99	0.03%		
(b) Privately placed / Unlisted							
Sub Total				NIL	NIL		
Total				1.99	0.03%		
Net Receivables / (Payables)				25.46	0.32%		
GRAND TOTAL				7,793.49	100.00%		

~ YTM as on March 31, 2025

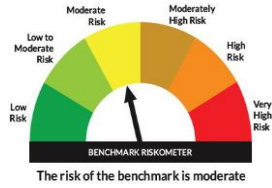
^ YTC represents Yield to Call provided by valuation agencies as on March 31, 2025. It is disclosed for Perpetual Bond issued by Banks (i.e. AT-1 Bond / Tier 1 Bond / Tier 2 Bond), as per AMFI Best Practices Guidelines Circular no. 135/BP/91/2020-21 read with SEBI circular No. SEBI/HO/IMD/DF4/CIR/P/2021/034 on Valuation of AT-1 Bonds and Tier 2 Bonds.

As per SEBI Circular no. SEBI/HO/IMD/PoD1/CIR/P/2024/106 dated August 05, 2024, valuation of AT-1 Bonds are done on Yield to Call basis w.e.f. August 07, 2024. YTC of AT-1 Bonds are now same as it's YTM and hence it is not disclosed separately under YTC.

Scheme Risk-O-Meter



Benchmark Name - CRISIL MEDIUM TERM DEBT INDEX
Benchmark Risk-O-Meter



Monthly Portfolio Statement as on March 31, 2025

Name of the Instrument	ISIN	Rating	Quantity	Market/Fair Value (Rs. in Lakhs)	% to Net Assets	YTM-	YTC^
Debt Instruments							
(a) Listed / awaiting listing on Stock Exchange							
7.4% Indian Railway Finance Corporation Limited (18/04/2026) **	INE053F08239	CRISIL AAA	950	951.27	10.09%	7.26%	
7.58% Bharat Petroleum Corporation Limited (17/03/2026) **	INE029A08073	CRISIL AAA	900	903.88	9.59%	7.08%	
7.57% National Bank For Agriculture and Rural Development (19/03/2026)	INE261F08DW2	CRISIL AAA	900	901.65	9.57%	7.35%	
7.59% Small Industries Dev Bank of India (10/02/2026) **	INE556F08KG3	CRISIL AAA	900	901.42	9.56%	7.36%	
7.6% REC Limited (27/02/2026) **	INE020B08EF4	CRISIL AAA	900	901.31	9.56%	7.38%	
7.13% Power Finance Corporation Limited (15/07/2026)	INE134E08LP1	CRISIL AAA	89	887.34	9.41%	7.35%	
8.40% Nuclear Power Corporation of India Limited (28/11/2025)	INE206D08212	CRISIL AAA	87	875.56	9.29%	7.50%	
8.1432% LIC Housing Finance Limited (25/03/2026) **	INE115A07QG8	CRISIL AAA	75	754.60	8.01%	7.46%	
7.9% Bajaj Finance Limited (17/11/2025) **	INE296A07SF4	CRISIL AAA	75	750.89	7.97%	7.49%	
7.9237% Bajaj Housing Finance Limited (16/03/2026) **	INE377Y07375	CRISIL AAA	50	502.00	5.33%	7.45%	
7.35% NTPC Limited (17/04/2026) **	INE733E08247	CRISIL AAA	500	500.86	5.31%	7.16%	
8.05% NTPC Limited (05/05/2026) **	INE733E07KA6	CRISIL AAA	25	252.20	2.68%	7.16%	
7.37% Power Finance Corporation Limited (22/05/2026) **	INE134E08MO2	CRISIL AAA	50	50.01	0.53%	7.32%	
Sub Total				9,132.98	96.90%		
(b) Privately placed / Unlisted							
Sub Total				NIL	NIL		
Total				9,132.98	96.90%		
Reverse Repo / TREPS							
Clearing Corporation of India Ltd				72.15	0.77%	6.68%	
Sub Total				72.15	0.77%		
(b) Privately placed / Unlisted							
Sub Total				NIL	NIL		
Total				72.15	0.77%		
Net Receivables / (Payables)				219.76	2.33%		
GRAND TOTAL				9,424.89	100.00%		

** Thinly Traded / Non Traded Security

~ YTM as on March 31, 2025

^ YTC represents Yield to Call provided by valuation agencies as on March 31, 2025. It is disclosed for Perpetual Bond issued by Banks (i.e. AT-1 Bond / Tier 1 Bond / Tier 2 Bond), as per AMFI Best Practices Guidelines Circular no. 135/BP/91/2020-21 read with SEBI circular No. SEBI/HO/IMD/DF4/CIR/P/2021/034 on Valuation of AT-1 Bonds and Tier 2 Bonds.

As per SEBI Circular no. SEBI/HO/IMD/PoD1/CIR/P/2024/106 dated August 05, 2024, valuation of AT-1 Bonds are done on Yield to Call basis w.e.f. August 07, 2024. YTC of AT-1 Bonds are now same as it's YTM and hence it is not disclosed separately under YTC.

Scheme Risk-O-Meter

Benchmark Name - CRISIL MEDIUM TERM DEBT INDEX
Benchmark Risk-O-Meter

Monthly Portfolio Statement as on March 31, 2025

Name of the Instrument	ISIN	Industry	Quantity	Market/Fair Value (Rs. in Lakhs)	% to Net Assets	YTM-	YTC^
Equity & Equity related							
(a) Listed / awaiting listing on Stock Exchanges							
HDFC Bank Limited	INE040A01034	Banks	1,05,709	1,932.89	15.44%		
ICICI Bank Limited	INE090A01021	Banks	99,298	1,338.93	10.70%		
Reliance Industries Limited	INE002A01018	Petroleum Products	94,433	1,204.02	9.62%		
Infosys Limited	INE009A01021	IT - Software	49,848	782.81	6.25%		
Bharti Airtel Limited	INE397D01024	Telecom - Services	37,404	647.44	5.17%		
Larsen & Toubro Limited	INE018A01030	Construction	16,275	568.16	4.54%		
ITC Limited	INE154A01025	Diversified FMCG	1,28,908	528.27	4.22%		
Tata Consultancy Services Limited	INE467B01029	IT - Software	14,107	508.48	4.06%		
Kotak Mahindra Bank Limited	INE237A01028	Banks	20,486	444.81	3.55%		
Axis Bank Limited	INE238A01034	Banks	39,649	436.89	3.49%		
State Bank of India	INE062A01020	Banks	53,461	412.51	3.30%		
Mahindra & Mahindra Limited	INE101A01026	Automobiles	12,294	327.80	2.62%		
Bajaj Finance Limited	INE296A01024	Finance	3,627	324.57	2.59%		
Hindustan Unilever Limited	INE030A01027	Diversified FMCG	12,436	280.97	2.24%		
Sun Pharmaceutical Industries Limited	INE044A01036	Pharmaceuticals & Biotechnology	15,028	260.80	2.08%		
NTPC Limited	INE733E01010	Power	66,209	236.80	1.89%		
HCL Technologies Limited	INE860A01027	IT - Software	14,734	234.41	1.87%		
Maruti Suzuki India Limited	INE585B01010	Automobiles	1,838	211.76	1.69%		
Tata Motors Limited	INE155A01022	Automobiles	29,144	196.45	1.57%		
Zomato Limited	INE758T01015	Retailing	96,960	195.37	1.56%		
UltraTech Cement Limited	INE481G01011	Cement & Cement Products	1,604	184.53	1.47%		
Power Grid Corporation of India Limited	INE752E01010	Power	63,132	183.37	1.46%		
Tata Steel Limited	INE081A01020	Ferrous Metals	1,14,273	176.27	1.41%		
Titan Company Limited	INE280A01028	Consumer Durables	5,701	174.67	1.40%		
Bajaj Finserv Limited	INE918I01026	Finance	7,536	151.17	1.21%		
Asian Paints Limited	INE021A01026	Consumer Durables	6,246	146.01	1.17%		
Tech Mahindra Limited	INE669C01036	IT - Software	8,854	125.55	1.00%		
Adani Ports and Special Economic Zone Limited	INE742F01042	Transport Infrastructure	10,148	119.95	0.96%		
Nestle India Limited	INE239A01024	Food Products	4,924	110.84	0.89%		
IndusInd Bank Limited	INE095A01012	Banks	9,138	59.36	0.47%		
Sub Total				12,505.87	99.91%		
(b) Unlisted				NIL	NIL		
Sub Total				NIL	NIL		
Total				12,505.87	99.91%		
Reverse Repo / TREPS							
Clearing Corporation of India Ltd				19.16	0.15%	6.68%	
Sub Total				19.16	0.15%		
Total				19.16	0.15%		
Net Receivables / (Payables)				(7.48)	(0.06)%		
GRAND TOTAL				12,517.55	100.00%		

~ YTM as on March 31, 2025

^ YTC represents Yield to Call provided by valuation agencies as on March 31, 2025. It is disclosed for Perpetual Bond issued by Banks (i.e. AT-1 Bond / Tier 1 Bond / Tier 2 Bond), as per AMFI Best Practices Guidelines Circular no. 135/BP/91/2020-21 read with SEBI circular No. SEBI/HO/IMD/DF4/CIR/P/2021/034 on Valuation of AT-1 Bonds and Tier 2 Bonds.

As per SEBI Circular no. SEBI/HO/IMD/PoD1/CIR/P/2024/106 dated August 05, 2024, valuation of AT-1 Bonds are done on Yield to Call basis w.e.f. August 07, 2024. YTC of AT-1 Bonds are now same as it's YTM and hence it is not disclosed separately under YTC.

Scheme Risk-O-Meter

Benchmark Name - BSE SENSEX TRI
Benchmark Risk-O-Meter

Monthly Portfolio Statement as on March 31, 2025

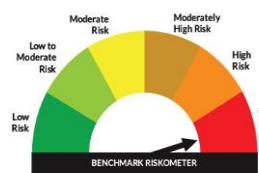
Name of the Instrument	ISIN	Industry	Quantity	Market/Fair Value (Rs. in Lakhs)	% to Net Assets	YTM-	YTC^
Equity & Equity related							
(a) Listed / awaiting listing on Stock Exchanges							
Bharti Airtel Limited	INE397D01024	Telecom - Services	7,666	132.88	10.08%		
ITC Limited	INE154A01025	Diversified FMCG	32,356	132.58	10.05%		
Mahindra & Mahindra Limited	INE101A01026	Automobiles	3,947	105.22	7.98%		
Hindustan Unilever Limited	INE030A01027	Diversified FMCG	3,953	89.29	6.77%		
Maruti Suzuki India Limited	INE585B01010	Automobiles	584	67.29	5.10%		
Zomato Limited	INE758T01015	Retailing	30,946	62.42	4.73%		
Titan Company Limited	INE280A01028	Consumer Durables	1,835	56.21	4.26%		
Trent Limited	INE849A01020	Retailing	990	52.72	4.00%		
Asian Paints Limited	INE021A01026	Consumer Durables	2,006	46.95	3.56%		
InterGlobe Aviation Limited	INE646L01027	Transport Services	870	44.50	3.37%		
Bajaj Auto Limited	INE917I01010	Automobiles	492	38.76	2.94%		
Max Healthcare Institute Limited	INE027H01010	Healthcare Services	3,291	36.10	2.74%		
Nestle India Limited	INE239A01024	Food Products	1,588	35.74	2.71%		
Eicher Motors Limited	INE066A01021	Automobiles	610	32.62	2.47%		
Varun Beverages Limited	INE200M01039	Beverages	5,942	32.07	2.43%		
The Indian Hotels Company Limited	INE053A01029	Leisure Services	3,898	30.70	2.33%		
Apollo Hospitals Enterprise Limited	INE437A01024	Healthcare Services	449	29.71	2.25%		
Tata Consumer Products Limited	INE192A01025	Agricultural Food & other Products	2,901	29.07	2.20%		
Tata Power Company Limited	INE245A01021	Power	7,459	28.00	2.12%		
Avenue Supermarts Limited	INE192R01011	Retailing	655	26.75	2.03%		
Britannia Industries Limited	INE216A01030	Food Products	523	25.82	1.96%		
TVS Motor Company Limited	INE494B01023	Automobiles	1,040	25.17	1.91%		
Info Edge (India) Limited	INE663F01024	Retailing	346	24.85	1.88%		
Godrej Consumer Products Limited	INE102D01028	Personal Products	2,133	24.73	1.88%		
Hero MotoCorp Limited	INE158A01026	Automobiles	579	21.56	1.63%		
DLF Limited	INE271C01023	Realty	2,832	19.27	1.46%		
United Spirits Limited	INE854D01024	Beverages	1,301	18.23	1.38%		
Adani Power Limited	INE814H01011	Power	3,485	17.75	1.35%		
Havells India Limited	INE176B01034	Consumer Durables	1,116	17.06	1.29%		
Colgate Palmolive (India) Limited	INE259A01022	Personal Products	585	13.98	1.06%		
Sub Total				1,317.99	99.95%		
(b) Unlisted				NIL	NIL		
Sub Total				NIL	NIL		
Total				1,317.99	99.95%		
Reverse Repo / TREPS							
Clearing Corporation of India Ltd				2.30	0.17%	6.68%	
Sub Total				2.30	0.17%		
Total				2.30	0.17%		
Net Receivables / (Payables)				(1.59)	(0.12)%		
GRAND TOTAL				1,318.70	100.00%		

~ YTM as on March 31, 2025

^ YTC represents Yield to Call provided by valuation agencies as on March 31, 2025. It is disclosed for Perpetual Bond issued by Banks (i.e. AT-1 Bond / Tier 1 Bond / Tier 2 Bond), as per AMFI Best Practices Guidelines Circular no. 135/BP/91/2020-21 read with SEBI circular No. SEBI/HO/IMD/DF4/CIR/P/2021/034 on Valuation of AT-1 Bonds and Tier 2 Bonds.

As per SEBI Circular no. SEBI/HO/IMD/PoD1/CIR/P/2024/106 dated August 05, 2024, valuation of AT-1 Bonds are done on Yield to Call basis w.e.f. August 07, 2024. YTC of AT-1 Bonds are now same as it's YTM and hence it is not disclosed separately under YTC.

Scheme Risk-O-Meter

Benchmark Name - NIFTY INDIA CONSUMPTION TRI INDEX
Benchmark Risk-O-Meter

Monthly Portfolio Statement as on March 31, 2025

Name of the Instrument	ISIN	Industry / Rating	Quantity	Market/Fair Value (Rs. in Lakhs)	% to Net Assets	YTM-	YTC^
Gold							
GOLD .995 1KG BAR			1,695	1,53,023.97	98.52%		
Sub Total				1,53,023.97	98.52%		
Total				1,53,023.97	98.52%		
Reverse Repo / TREPS							
Clearing Corporation of India Ltd				58.93	0.04%	6.68%	
Sub Total				58.93	0.04%		
Total				58.93	0.04%		
Net Receivables / (Payables)				2,239.34	1.44%		
GRAND TOTAL				1,55,322.24	100.00%		

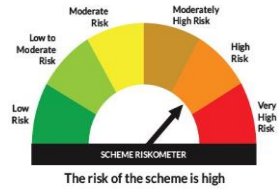
~ YTM as on March 31, 2025

^ YTC represents Yield to Call provided by valuation agencies as on March 31, 2025. It is disclosed for Perpetual Bond issued by Banks (i.e. AT-1 Bond / Tier 1 Bond / Tier 2 Bond), as per AMFI Best Practices Guidelines Circular no. 135/BP/91/2020-21 read with SEBI circular No. SEBI/HO/IMD/DF4/CIR/P/2021/034 on Valuation of AT-1 Bonds and Tier 2 Bonds.

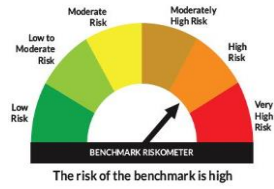
As per SEBI Circular no. SEBI/HO/IMD/PoD1/CIR/P/2024/106 dated August 05, 2024, valuation of AT-1 Bonds are done on Yield to Call basis w.e.f. August 07, 2024. YTC of AT-1 Bonds are now same as it's YTM and hence it is not disclosed separately under YTC.

Aggregate Investments by other schemes (At NAV) as on March 31, 2025 RS 105074.28 Lakh's

Scheme Risk-O-Meter



Benchmark Name - DOMESTIC PRICE OF GOLD
Benchmark Risk-O-Meter



Monthly Portfolio Statement as on March 31, 2025

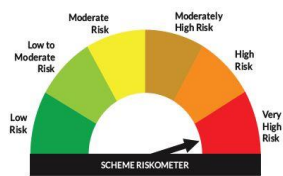
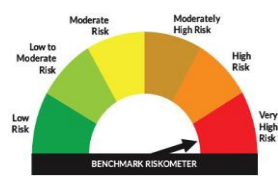
Name of the Instrument	ISIN	Industry	Quantity	Market/Fair Value (Rs. in Lakhs)	% to Net Assets	YTM-	YTC^
Equity & Equity related							
(a) Listed / awaiting listing on Stock Exchanges							
Sun Pharmaceutical Industries Limited	INE044A01036	Pharmaceuticals & Biotechnology	22,389	388.38	20.66%		
Max Healthcare Institute Limited	INE027H01010	Healthcare Services	15,434	169.30	9.01%		
Cipla Limited	INE059A01026	Pharmaceuticals & Biotechnology	11,682	168.48	8.96%		
Divi's Laboratories Limited	INE361B01024	Pharmaceuticals & Biotechnology	2,637	152.30	8.10%		
Dr. Reddy's Laboratories Limited	INE089A01031	Pharmaceuticals & Biotechnology	12,668	144.95	7.71%		
Apollo Hospitals Enterprise Limited	INE437A01024	Healthcare Services	2,098	138.81	7.39%		
Lupin Limited	INE326A01037	Pharmaceuticals & Biotechnology	5,016	101.72	5.41%		
Fortis Healthcare Limited	INE061F01013	Healthcare Services	10,532	73.55	3.91%		
Torrent Pharmaceuticals Limited	INE685A01028	Pharmaceuticals & Biotechnology	2,171	70.08	3.73%		
Aurobindo Pharma Limited	INE406A01037	Pharmaceuticals & Biotechnology	5,807	67.39	3.59%		
Alkem Laboratories Limited	INE540L01014	Pharmaceuticals & Biotechnology	1,104	53.89	2.87%		
Mankind Pharma Limited	INE634S01028	Pharmaceuticals & Biotechnology	2,191	53.13	2.83%		
Laurus Labs Limited	INE947Q01028	Pharmaceuticals & Biotechnology	8,127	49.85	2.65%		
Glenmark Pharmaceuticals Limited	INE935A01035	Pharmaceuticals & Biotechnology	3,126	48.17	2.56%		
Zydus Lifesciences Limited	INE010B01027	Pharmaceuticals & Biotechnology	5,186	45.97	2.45%		
IPCA Laboratories Limited	INE571A01038	Pharmaceuticals & Biotechnology	2,890	43.40	2.31%		
Abbott India Limited	INE358A01014	Pharmaceuticals & Biotechnology	108	33.18	1.77%		
Biocon Limited	INE376G01013	Pharmaceuticals & Biotechnology	9,370	32.02	1.70%		
Syngene International Limited	INE398R01022	Healthcare Services	3,931	28.55	1.52%		
Granules India Limited	INE101D01020	Pharmaceuticals & Biotechnology	3,017	14.67	0.78%		
Sub Total				1,877.79	99.91%		
(b) Unlisted							
Sub Total				NIL	NIL		
Total				1,877.79	99.91%		
Reverse Repo / TREPS							
Clearing Corporation of India Ltd				4.63	0.25%	6.68%	
Sub Total				4.63	0.25%		
Total				4.63	0.25%		
Net Receivables / (Payables)							
GRAND TOTAL				1,879.57	100.00%		

- YTM as on March 31, 2025

^ YTC represents Yield to Call provided by valuation agencies as on March 31, 2025. It is disclosed for Perpetual Bond issued by Banks (i.e. AT-1 Bond / Tier 1 Bond / Tier 2 Bond), as per AMFI Best Practices Guidelines Circular no. 135/BP/91/2020-21 read with SEBI circular No. SEBI/HO/IMD/DF4/CIR/P/2021/034 on Valuation of AT-1 Bonds and Tier 2 Bonds.

As per SEBI Circular no. SEBI/HO/IMD/PoD1/CIR/P/2024/106 dated August 05, 2024, valuation of AT-1 Bonds are done on Yield to Call basis w.e.f. August 07, 2024. YTC of AT-1 Bonds are now same as it's YTM and hence it is not disclosed separately under YTC.

Scheme Risk-O-Meter

Benchmark Name - NIFTY HEALTHCARE TRI
Benchmark Risk-O-Meter

Monthly Portfolio Statement as on March 31, 2025

Name of the Instrument	ISIN	Industry	Quantity	Market/Fair Value (Rs. in Lakhs)	% to Net Assets	YTM-	YTC^
Equity & Equity related							
(a) Listed / awaiting listing on Stock Exchanges							
Infosys Limited	INE009A01021	IT - Software	3,06,034	4,806.72	27.68%		
Tata Consultancy Services Limited	INE467B01029	IT - Software	1,12,688	4,063.70	23.40%		
HCL Technologies Limited	INE860A01027	IT - Software	1,17,046	1,863.96	10.73%		
Tech Mahindra Limited	INE669C01036	IT - Software	1,15,178	1,633.51	9.41%		
Wipro Limited	INE075A01022	IT - Software	5,15,643	1,352.27	7.79%		
Persistent Systems Limited	INE262H01021	IT - Software	19,330	1,065.81	6.14%		
Coforge Limited	INE591G01017	IT - Software	12,094	980.73	5.65%		
LTIMindtree Limited	INE214T01019	IT - Software	16,771	753.24	4.34%		
Mphasis Limited	INE356A01018	IT - Software	20,633	515.87	2.97%		
Oracle Financial Services Software Limited	INE881D01027	IT - Software	4,061	318.83	1.84%		
Sub Total				17,354.63	99.93%		
(b) Unlisted							
Sub Total				NIL	NIL		
Total				17,354.63	99.93%		
Reverse Repo / TREPS							
Clearing Corporation of India Ltd				19.50	0.11%	6.68%	
Sub Total				19.50	0.11%		
Total				19.50	0.11%		
Net Receivables / (Payables)							
				(7.30)	(0.04)%		
GRAND TOTAL				17,366.83	100.00%		

~ YTM as on March 31, 2025

^ YTC represents Yield to Call provided by valuation agencies as on March 31, 2025. It is disclosed for Perpetual Bond issued by Banks (i.e. AT-1 Bond / Tier 1 Bond / Tier 2 Bond), as per AMFI Best Practices Guidelines Circular no. 135/BP/91/2020-21 read with SEBI circular No. SEBI/HO/IMD/DF4/CIR/P/2021/034 on Valuation of AT-1 Bonds and Tier 2 Bonds.

As per SEBI Circular no. SEBI/HO/IMD/PoD1/CIR/P/2024/106 dated August 05, 2024, valuation of AT-1 Bonds are done on Yield to Call basis w.e.f. August 07, 2024. YTC of AT-1 Bonds are now same as it's YTM and hence it is not disclosed separately under YTC.

Scheme Risk-O-Meter

Benchmark Name - NIFTY IT TRI
Benchmark Risk-O-Meter