INDEX

GF	NIPPON INDIA GROWTH FUND (Mid Cap Fund- An open ended equity scheme predominantly investing in mid cap stocks)
GS	NIPPON INDIA VISION FUND (An Open Ended Equity Scheme Investing In Both Large Cap And Mid Cap Stocks)
IP	Nippon India Corporate Bond Fund (An open ended debt scheme predominantly investing in AA+ and above rated corporate bonds)
IF	Nippon India Income Fund (An open ended medium term debt scheme investing in instruments such that the Macaulay duration of the portfolio is between 4 to 7 years)
ST	Nippon India Short Term Fund (An open ended short term debt scheme investing in instruments such that the Macaulay duration of the portfolio is between 1 to 3 years)
BF	NIPPON INDIA BANKING & FINANCIAL SERVICES FUND (An open ended equity scheme investing in Banking & Financial Services Sector)
	Nippon India Hybrid Bond Fund (An Open Ended Hybrid Scheme Investing Predominantly In Debt Instruments)
MI	Nippon India Hybrid Bond Fund -Segregated Portfolio 2
PS	NIPPON INDIA POWER & INFRA FUND (An Open Ended Equity Scheme Investing In Power & Infrastructure Sectors)
	Nippon India Ultra Short Duration Fund (An open ended ultra-short term debt scheme investing in debt and money
	market instruments such that the Macaulay duration of the portfolio is between 3 - 6 months)
CP	Nippon India Ultra Short Duration Fund-Segregated Portfolio 1
PH	NIPPON INDIA PHARMA FUND (An Open Ended Equity Scheme Investing In Pharma Sector)
ME	NIPPON INDIA CONSUMPTION FUND (An Open Ended Equity Scheme Following Consumption Theme)
NE	NIPPON INDIA BALANCED ADVANTAGE FUND (An Open Ended Dynamic Asset Allocation Fund)
NI	Nippon India Dynamic Bond Fund (An open ended dynamic debt scheme investing across duration)
EQ	NIPPON INDIA MULTI CAP FUND (Multi Cap Fund - An Open Ended Equity Scheme Investing Across Large Cap, Mid Cap, Small Cap Stocks)
LF	Nippon India Liquid Fund (An Open Ended Liquid Scheme)
FR	NIPPON INDIA FLOATING RATE FUND (An open ended debt scheme predominantly investing in floating rate instruments (including fixed rate instruments converted to floating rate exposures using swaps/ derivatives))
	Nippon India Credit Risk Fund (An open ended debt scheme predominantly investing in AA and below rated
	corporate bonds (excluding AA+ rated corporate bonds))
	Nippon India Credit Risk Fund-Segregated Portfolio 1
SD	Nippon India Credit Risk Fund-Segregated Portfolio 2
SE	NIPPON INDIA VALUE FUND (An Open Ended Equity Scheme Following A Value Investment Strategy)
	NIPPON INDIA EQUITY HYBRID FUND (An Open Ended Hybrid Scheme Investing Predominantly In Equity And
	Equity Related Instruments)
	NIPPON INDIA EQUITY HYBRID FUND-SEGREGATED PORTFOLIO 1
SH	NIPPON INDIA EQUITY HYBRID FUND-SEGREGATED PORTFOLIO 2
LQ	Nippon India Money Market Fund (An open ended debt scheme investing in money market instruments)
TS	NIPPON INDIA TAX SAVER (ELSS) FUND (An open ended equity linked saving scheme with a statutory lock in of 3 years and tax benefit)
LE	NIPPON INDIA FOCUSED EQUITY FUND (An Open Ended Multi Cap Equity Scheme Investing In Maximum 30 Stocks)
IV	NIPPON INDIA INTERVAL FUND - MONTHLY INTERVAL FUND - SERIES I (A Debt Oriented Interval Scheme)
LP	Nippon India Low Duration Fund (An open ended low duration debt scheme investing in debt and money market instruments such that the Macaulay duration of the portfolio is between 6 - 12 months.)
IM	NIPPON INDIA INTERVAL FUND - MONTHLY INTERVAL FUND - SERIES II (A Debt Oriented Interval Scheme)
DC	NIPPON INDIA INTERVAL FUND - QUARTERLY INTERVAL FUND - SERIES I (A Debt Oriented Interval Scheme)
UB	NIPPON INDIA INTERVAL FUND - ANNUAL INTERVAL FUND - SERIES I (A Debt Oriented Interval Scheme)
K5	NIPPON INDIA INTERVAL FUND - QUARTERLY INTERVAL FUND - SERIES II (A Debt Oriented Interval Scheme)
9B	NIPPON INDIA INTERVAL FUND - QUARTERLY INTERVAL FUND - SERIES III (A Debt Oriented Interval Scheme)
EA	NIPPON INDIA LARGE CAP FUND (An Open Ended Equity Scheme Predominantly Investing In Large Cap Stocks)
QP	NIPPON INDIA QUANT FUND (An Open Ended Equity Scheme Investing In Quant Model Theme)
GL	Nippon India Gilt Securities Fund (An open ended debt scheme investing in government securities across maturity)
NF	NIPPON INDIA INDEX FUND - NIFTY PLAN (An open ended scheme replicating / tracking Nifty 50)
SC	NIPPON INDIA SMALL CAP FUND (An Open-Ended Equity Scheme Predominantly Investing In Small Cap Stocks)
SF	NIPPON INDIA INDEX FUND - SENSEX PLAN (An open ended scheme replicating / tracking S&P BSE Sensex)
AF	NIPPON INDIA ARBITRAGE FUND (An Open Ended Scheme Investing In Arbitrage Opportunities)
GD	NIPPON INDIA GOLD SAVINGS FUND (An Open Ended Fund of Fund Scheme)
CE	Nippon India ETF Nifty 100 (An Open Ended Index Exchange Traded Fund)
CF	Nippon India ETF Consumption (An Open Ended Index Exchange Traded Fund)
RD	Nippon India ETF Dividend Opportunities (An Open Ended Index Exchange Traded Fund)
	NIPPON INDIA STRATEGIC DEBT FUND (An open ended medium term debt scheme investing in instruments
	such that the Macaulay duration of the portfolio is between 3 to 4 years.)
	NIPPON INDIA STRATEGIC DEBT FUND-SEGREGATED PORTFOLIO 1
CB	NIPPON INDIA STRATEGIC DEBT FUND-SEGREGATED PORTFOLIO 2
JE	NIPPON INDIA JAPAN EQUITY FUND (An open ended equity scheme following Japan focused theme)
SX	Nippon India ETF Sensex (An Open Ended Index Exchange Traded Fund)
RW	NIPPON INDIA RETIREMENT FUND - WEALTH CREATION SCHEME (An open ended retirement solution oriented scheme having a lock-in of 5 years or till retirementage (whichever is earlier))
RG	NIPPON INDIA RETIREMENT FUND - INCOME GENERATION SCHEME (An open ended retirement solution oriented scheme having a lock-in of 5 years or till retirementage (whichever is earlier))
BP	Nippon India Banking & PSU Debt Fund (An open ended debt scheme predominantly investing in Debt instruments of banks, Public Sector Undertakings,Public Financial Institutions and Municipal Bonds)
	NIPPON INDIA EQUITY SAVINGS FUND (An open ended scheme investing in equity, arbitrage and debt)
	Nippon India Equity Savings Fund - Segregated Portfolio 1
ES	Nippon India Equity Savings Fund - Segregated Portfolio 2
NX	Nippon India ETF NV20 (A Open Ended Index Exchange Traded Fund)
UE	NIPPON INDIA US EQUITY OPPORTUNITIES FUND (An open ended equity scheme following US focused theme)
LT	Nippon India ETF Long Term Gilt (An Open Ended Index Exchange Traded Fund)
CH	NIPPON INDIA CAPITAL BUILDER FUND IV - SERIES B (A Close Ended Equity Oriented Scheme)
N2	NIPPON INDIA FIXED HORIZON FUND - XXXVI - SERIES 2 (A Close Ended Income Scheme)
TD	NIPPON INDIA FIXED HORIZON FUND - XXXVII - SERIES 4 (A Close Ended Income Scheme)
TF	NIPPON INDIA FIXED HORIZON FUND - XXXVII - SERIES 6 (A Close Ended Income Scheme)
TI	NIPPON INDIA FIXED HORIZON FUND - XXXVII - SERIES 9 (A Close Ended Income Scheme)
NL	NIPPON INDIA NIVESH LAKSHYA FUND (An open ended debt scheme investing in instruments such that the Macaulay duration of the portfolio is greater than 7 years)
TQ	[illegible] FIXED HORIZON FUND - XXXVIII - SERIES 2 (A Close Ended Income Scheme)
TZ	NIPPON INDIA FIXED HORIZON FUND - XXXVIII - SERIES 10 (A Close Ended Income Scheme)
FG	NIPPON INDIA FIXED HORIZON FUND - XXXIX - SERIES 2 (A Close Ended Income Scheme)
FI	NIPPON INDIA FIXED HORIZON FUND - XXXIX - SERIES 4 (A Close Ended Income Scheme)
FJ	NIPPON INDIA FIXED HORIZON FUND - XXXIX - SERIES 5 (A Close Ended Income Scheme)
E4	NIPPON INDIA INDIA OPPORTUNITIES FUND - SERIES A (A Close-ended Equity Oriented Scheme)
FK	NIPPON INDIA FIXED HORIZON FUND - XXXIX - SERIES 6 (A Close Ended Income Scheme)
FM	NIPPON INDIA FIXED HORIZON FUND - XXXIX - SERIES 8 (A Close Ended Income Scheme)
FN	NIPPON INDIA FIXED HORIZON FUND - XXXIX - SERIES 9 (A Close Ended Income Scheme)
FP	NIPPON INDIA FIXED HORIZON FUND - XXXIX - SERIES 11 (A Close Ended Income Scheme)
FU	NIPPON INDIA FIXED HORIZON FUND - XXXIX - SERIES 14 (A Close Ended Income Scheme)
FV	NIPPON INDIA FIXED HORIZON FUND - XXXIX - SERIES 15 (A Close Ended Income Scheme)
FW	NIPPON INDIA FIXED HORIZON FUND - XXXX - SERIES 1 (A Close Ended Income Scheme)
FX	[illegible] FIXED HORIZON FUND - XXXX - SERIES 2 (A Close Ended Income Scheme)

NIPPON INDIA GROWTH FUND (Mid Cap Fund- An open ended equity scheme predominantly investing in mid cap stocks)

Index

Monthly Portfolio Statement as on November 30,2021

ISIN	Name of the Instrument	Industry / Rating	Quantity	Market/Fair Value (Rs. in Lacs)	% to NAV	YIELD
	Equity & Equity related					
	(a) Listed / awaiting listing on Stock Exchanges					
INE200M01013	Varun Beverages Limited	Consumer Non Durables	61,71,182	55,013.00	4.75%	
INE149A01033	Cholamandalam Financial Holdings Limited	Finance	60,25,254	42,095.44	3.64%	
INE180A01020	Max Financial Services Limited	Insurance	36,83,221	34,631.49	2.99%	
INE090A01021	ICICI Bank Limited	Banks	47,73,122	34,096.80	2.95%	
INE010V01017	L&T Technology Services Limited	Software	6,40,402	33,809.38	2.92%	
INE208A01029	Ashok Leyland Limited	Auto	2,79,55,000	33,462.14	2.89%	
INE226A01021	Voltas Limited	Consumer Durables	25,36,762	30,466.51	2.63%	
INE949L01017	AU Small Finance Bank Limited	Banks	25,13,745	27,553.16	2.38%	
INE647O01011	Aditya Birla Fashion and Retail Limited	Retailing	1,06,83,209	27,252.87	2.35%	
INE356A01018	MphasiS Limited	Software	8,66,486	25,086.07	2.17%	
INE171A01029	The Federal Bank Limited	Banks	2,80,00,000	24,304.00	2.10%	
INE647A01010	SRF Limited	Chemicals	11,60,000	23,267.86	2.01%	
INE437A01024	Apollo Hospitals Enterprise Limited	Healthcare Services	3,80,028	21,615.04	1.87%	
INE061F01013	Fortis Healthcare Limited	Healthcare Services	68,17,923	19,144.73	1.65%	
INE256A01028	Zee Entertainment Enterprises Limited	Entertainment	59,00,000	19,133.70	1.65%	
INE00R701025	Dalmia Bharat Limited	Cement & Cement Products	10,06,646	18,858.51	1.63%	
INE823G01014	JK Cement Limited	Cement & Cement Products	5,81,314	18,805.22	1.62%	
INE263A01024	Bharat Electronics Limited	Aerospace & Defense	92,26,249	18,798.48	1.62%	
INE849A01020	Trent Limited	Retailing	17,98,386	18,242.83	1.58%	
INE058A01010	Sanofi India Limited	Pharmaceuticals	2,26,766	18,008.40	1.56%	
INE288B01029	Deepak Nitrite Limited	Chemicals	7,53,778	15,975.57	1.38%	
INE825A01012	Vardhman Textiles Limited	Textiles - Cotton	7,67,532	15,595.87	1.35%	
INE872J01023	Devyani International Limited	Leisure Services	1,05,03,270	15,560.59	1.34%	
INE761H01022	Page Industries Limited	Textile Products	39,774	15,269.60	1.32%	
INE192A01025	Tata Consumer Products Limited	Consumer Non Durables	19,50,000	15,182.70	1.31%	
INE774D01024	Mahindra & Mahindra Financial Services Limited	Finance	97,00,000	15,054.40	1.30%	
INE299U01018	Crompton Greaves Consumer Electricals Limited	Consumer Durables	33,35,694	14,952.25	1.29%	
INE935N01020	Dixon Technologies (India) Limited	Consumer Durables	2,92,323	14,910.52	1.29%	
INE732I01013	Angel One Limited	Capital Markets	14,61,718	14,825.47	1.28%	
INE142Z01019	Orient Electric Limited	Consumer Durables	38,10,364	14,816.60	1.28%	
INE686F01025	United Breweries Limited	Consumer Non Durables	9,67,501	14,554.60	1.26%	
INE548C01032	Emami Limited	Consumer Non Durables	27,33,535	14,407.10	1.24%	
INE670K01029	Macrotech Developers Limited	Construction	9,41,510	13,348.73	1.15%	
INE484J01027	Godrej Properties Limited	Construction	6,23,234	12,444.11	1.08%	
INE733E01010	NTPC Limited	Power	93,57,206	11,907.04	1.03%	
INE749A01030	Jindal Steel & Power Limited	Ferrous Metals	32,80,000	11,268.44	0.97%	
INE191H01014	PVR Limited	Entertainment	8,17,026	11,206.33	0.97%	
INE591G01017	Coforge Limited	Software	1,98,396	10,776.08	0.93%	
INE053A01029	The Indian Hotels Company Limited	Leisure Services	59,47,448	10,723.25	0.93%	
INE018A01030	Larsen & Toubro Limited	Construction Project	5,90,062	10,413.12	0.90%	
INE585B01010	Maruti Suzuki India Limited	Auto	1,47,000	10,389.67	0.90%	
INE062A01020	State Bank of India	Banks	21,62,593	9,959.82	0.86%	
INE813H01021	Torrent Power Limited	Power	17,17,341	9,465.98	0.82%	
INE974X01010	Tube Investments of India Limited	Auto Ancillaries	5,80,425	9,417.69	0.81%	
INE522D01027	Manappuram Finance Limited	Finance	56,92,276	9,304.03	0.80%	
INE094J01016	UTI Asset Management Company Limited	Capital Markets	8,44,365	9,251.29	0.80%	
INE211B01039	The Phoenix Mills Limited	Construction	9,66,224	9,158.35	0.79%	
INE134E01011	Power Finance Corporation Limited	Finance	78,48,568	9,127.88	0.79%	
INE671A01010	Honeywell Automation India Limited	Industrial Capital Goods	22,853	8,888.57	0.77%	
INE769A01020	Aarti Industries Limited	Chemicals	8,90,000	8,341.97	0.72%	
INE176A01028	Bata India Limited	Consumer Durables	4,33,435	8,140.78	0.70%	
INE864I01014	MTAR Technologies Limited	Aerospace & Defense	3,74,776	7,911.71	0.68%	
INE150G01020	Lux Industries Limited	Textile Products	2,02,405	7,711.63	0.67%	
INE465A01025	Bharat Forge Limited	Industrial Products	10,93,079	7,582.14	0.66%	
INE571A01020	IPCA Laboratories Limited	Pharmaceuticals	3,38,129	7,101.39	0.61%	
INE462A01022	Bayer Cropscience Limited	Pesticides	1,48,548	6,839.22	0.59%	
INE121A01024	Cholamandalam Investment and Finance Company Limited	Finance	12,15,000	6,688.58	0.58%	
INE233A01035	Godrej Industries Limited	Consumer Non Durables	11,43,911	6,512.29	0.56%	
INE741K01010	CreditAccess Grameen Limited	Finance	12,93,142	6,509.03	0.56%	
INE117A01022	ABB India Limited	Industrial Capital Goods	3,00,000	6,185.55	0.53%	
INE491A01021	City Union Bank Limited	Banks	42,00,000	6,077.40	0.53%	
INE169A01031	Coromandel International Limited	Fertilisers	8,20,000	6,069.64	0.52%	
INE813A01018	Mahindra Lifespace Developers Limited	Construction	22,80,661	5,847.61	0.51%	
INE663F01024	Info Edge (India) Limited	Retailing	99,403	5,770.39	0.50%	
INE274J01014	Oil India Limited	Oil	27,20,654	5,758.26	0.50%	
INE982F01036	Hathway Cable & Datacom Limited	Entertainment	2,80,00,000	5,600.00	0.48%	
INE787D01026	Balkrishna Industries Limited	Auto Ancillaries	2,49,189	5,419.24	0.47%	
INE376G01013	Biocon Limited	Pharmaceuticals	14,56,484	5,249.17	0.45%	
INE073K01018	Sona BLW Precision Forgings Limited	Auto Ancillaries	6,87,196	5,142.29	0.44%	
INE686Y01026	Fine Organic Industries Limited	Chemicals	1,37,192	4,925.33	0.43%	
INE572A01028	JB Chemicals & Pharmaceuticals Limited	Pharmaceuticals	3,00,000	4,916.10	0.42%	
INE262H01013	Persistent Systems Limited	Software	1,17,326	4,855.89	0.42%	
INE768C01010	Zydus Wellness Limited	Consumer Non Durables	2,30,000	4,507.20	0.39%	
INE418L01021	Nazara Technologies Limited	Entertainment	1,93,841	4,344.95	0.38%	
INE750A01020	Oriental Hotels Limited	Leisure Services	1,23,87,371	4,304.61	0.37%	
INE285B01017	Spicejet Limited	Transportation	59,89,209	4,198.44	0.36%	
INE331A01037	The Ramco Cements Limited	Cement & Cement Products	4,15,000	3,905.36	0.34%	
INE195J01029	PNC Infratech Limited	Construction	12,21,605	3,755.21	0.32%	
INE933K01021	Bajaj Consumer Care Limited	Consumer Non Durables	20,19,629	3,695.92	0.32%	
INE780C01023	JM Financial Limited	Finance	43,48,843	3,094.20	0.27%	
INE312H01016	INOX Leisure Limited	Entertainment	7,67,742	3,072.89	0.27%	
INE520A01027	Zensar Technologies Limited	Software	6,36,789	2,843.58	0.25%	
INE195A01028	Supreme Industries Limited	Industrial Products	1,20,106	2,604.44	0.23%	
INE335Y01020	Indian Railway Catering And Tourism Corporation Limited	Transportation	2,56,625	2,040.55	0.18%	
INE955V01021	Arvind Fashions Limited	Retailing	1,91,928	540.18	0.05%	
INE053A20011	The Indian Hotels Company Limited - Rights Form	Leisure Services	9,71,938	303.24	0.03%	
	Subtotal			**10,90,167.66**	**94.19%**	
	(b) UNLISTED					
INE671B01018	Globsyn Technologies Limited **	Miscellaneous	2,00,000	0.00	$0.00%	
	Subtotal			**0.00**	**0.00%**	
	Total			**10,90,167.66**	**94.19%**	
	Money Market Instruments					
	Triparty Repo/ Reverse Repo Instrument					
	Triparty Repo			48,503.69	4.19%	
	Total			**48,503.69**	**4.19%**	
	Exchange Traded Funds					
INF204KA1LD7	Nippon India ETF Consumption		13,20,000	1,013.10	0.09%	
INF204K014N5	Nippon India ETF Nifty 100		1,00,000	179.07	0.02%	
	Total			**1,192.17**	**0.11%**	
	OTHERS					
	Cash Margin - Derivatives			4,800.00	0.41%	
	Cash Margin - CCIL			1.00	$0.00%	
	Total			**4,801.00**	**0.41%**	
	Net Current Assets			**12,659.72**	**1.10%**	
	GRAND TOTAL			**11,57,324.24**	**100.00%**	

$ Less Than 0.01% of NAV
**** Non Traded Securities/Illiquid Securities**

Details of Stock Future / Index Future

Long/Short	Name of the Instrument	industry	Quantity.	Market/Fair Value (Rs. in Lacs).	% to NAV.
Long	IPCA Laboratories Limited_30/12/2021	Pharmaceuticals	612450	12,892.07	1.11%

BENCHMARK NAME - S&P BSE MIDCAP TRI

SCHEME RISK-O-METER

BENCHMARK RISK-O-METER

Index

ISIN	Name of the Instrument	Industry / Rating	Quantity	Market/Fair Value (Rs. in Lacs)	% to NAV	YIELD
	Equity & Equity related					
	(a) Listed / awaiting listing on Stock Exchanges					
INE002A01018	Reliance Industries Limited	Petroleum Products	7,00,000	16,837.80	5.32%	
INE040A01034	HDFC Bank Limited	Banks				

ISIN	Name of the Instrument	Industry / Rating	Quantity	Market/Fair Value (Rs. in Lacs)	% to NAV	YIELD
	Debt Instruments					
	(a) Listed / awaiting listing on Stock Exchange					
	Floating Rate Note					
INE722A07BC2	Shriram City Union Finance Limited **	CRISIL AA	750	7,464.81	1.90%	9.38%
	Government Securities					
IN2220120108	8.62% State Government Securities	SOVEREIGN	1,10,00,000	11,523.84	2.94%	4.55%
IN0020130012	7.16% Government of India	SOVEREIGN	95,00,000	9,851.51	2.51%	4.53%
IN1620150178	8.21% State Government Securities	SOVEREIGN	52,35,000	5,604.53	1.43%	5.84%
IN0020160050	6.84% Government of India	SOVEREIGN	35,00,000	3,591.53	0.92%	4.26%
IN2920150348	8.39% State Government Securities	SOVEREIGN	27,28,000	2,929.54	0.75%	5.88%
IN0020060037	8.2% Government of India	SOVEREIGN	25,00,000	2,523.26	0.64%	3.51%
IN2920150447	8.21% State Government Securities	SOVEREIGN	16,29,000	1,742.01	0.44%	5.88%
IN0020200112	5.22% Government of India	SOVEREIGN	5,00,000	498.48	0.13%	5.31%
	Non Convertible Debentures					
INE094A08044	6.8% Hindustan Petroleum Corporation Limited **	CRISIL AAA	1,750	17,904.86	4.56%	4.47%
INE507T07062	6.59% Summit Digitel Infrastructure Private Limited **	CRISIL AAA	1,200	11,847.37	3.02%	7.10%
INE296A07RB5	7.1% Bajaj Finance Limited **	CRISIL AAA	1,050	10,728.54	2.73%	5.15%
INE018A08BA7	7.7% Larsen & Toubro Limited **	CRISIL AAA	1,000	10,625.54	2.71%	5.61%
INE002A08617	7.4% Reliance Industries Limited **	CRISIL AAA	1,000	10,533.71	2.68%	5.62%
INE062A08256	6.24% State Bank of India **	CRISIL AAA	1,000	9,995.30	2.55%	6.24%
INE790Z07046	6.5% IndInfravit Trust **	CRISIL AAA	1,000	9,986.14	2.54%	6.15%
INE115A07PK2	5.69% LIC Housing Finance Limited **	CRISIL AAA	1,000	9,894.76	2.52%	6.04%
INE691I07EH5	8.55% L&T Finance Limited **	CRISIL AAA	750	7,740.17	1.97%	5.16%
INE516Y07105	9.5% Piramal Capital & Housing Finance Limited **	CARE AA	950	7,673.29	1.95%	7.07%
INE733E07KK5	7.93% NTPC Limited **	CRISIL AAA	750	7,614.18	1.94%	4.05%
INE041007076	6.25% Embassy Office Parks REIT **	CRISIL AAA	750	7,492.88	1.91%	6.44%
INE514E08AX1	9.3% Export Import Bank of India **	CRISIL AAA	645	6,590.11	1.68%	4.07%
INE160A08159	7.25% Punjab National Bank **	CRISIL AA+	650	6,572.65	1.67%	7.06%
INE556F08JM3	7.29% Small Industries Dev Bank of India **	CARE AAA	570	5,801.25	1.48%	4.44%
INE062A08165	8.9% State Bank of India **	CRISIL AAA	500	5,268.46	1.34%	7.86%
INE936D07067	8.95% Jamnagar Utilities & Power Private Limited **	CRISIL AAA	500	5,259.92	1.34%	4.98%
INE047A08158	7.6% Grasim Industries Limited **	CRISIL AAA	500	5,238.43	1.33%	5.49%
INE020B08CD3	7.09% REC Limited	CRISIL AAA	500	5,122.60	1.31%	4.60%
INE101A08112	6.19% Mahindra & Mahindra Limited **	CRISIL AAA	500	5,097.28	1.30%	4.81%
INE001A07RW5	7.87% Housing Development Finance Corporation Limited **	CRISIL AAA	500	5,095.75	1.30%	4.60%
INE790Z07012	9.04% IndInfravit Trust **	CRISIL AAA	500	5,090.90	1.30%	6.15%
INE721A07PW2	9% Shriram Transport Finance Company Limited **	CRISIL AA+	500	5,087.24	1.30%	7.64%
INE020B08DC3	5.69% REC Limited **	CRISIL AAA	500	5,057.54	1.29%	5.01%
INE261F08CY0	5% National Bank For Agriculture and Rural Development **	CRISIL AAA	500	5,022.44	1.28%	4.61%
INE721A07QJ7	7.95% Shriram Transport Finance Company Limited **	FITCH AA+	500	5,017.45	1.28%	7.65%
INE722A07BB4	7.7% Shriram City Union Finance Limited **	CRISIL AA	500	5,007.99	1.28%	7.55%
INE0GYU07012	6.78% Virescent Renewable Energy Trust **	CRISIL AAA	500	5,002.90	1.27%	6.93%
INE891K07606	5% Axis Finance Limited **	CRISIL AAA	500	4,998.18	1.27%	5.03%
INE403D08090	5.85% Bharti Telecom Limited **	CRISIL AA+	500	4,993.20	1.27%	5.92%
INE733E07JP6	8.49% NTPC Limited **	CRISIL AAA	3,60,00,000	4,809.92	1.23%	5.45%
INE134E08KG2	7.35% Power Finance Corporation Limited **	CRISIL AAA	450	4,604.16	1.17%	4.55%
INE377Y07268	5% Bajaj Housing Finance Limited **	CRISIL AAA	450	4,474.71	1.14%	5.32%
INE261F08BN5	7.18% National Bank For Agriculture and Rural Development **	CRISIL AAA	400	4,070.88	1.04%	4.42%
INE296A07RM2	4.66% Bajaj Finance Limited **	CRISIL AAA	400	3,992.34	1.02%	4.86%
INE522D07BC0	9.75% Manappuram Finance Limited **	CRISIL AA	350	3,623.63	0.92%	5.73%
INE756I07CY5	7.57% HDB Financial Services Limited **	CRISIL AAA	350	3,595.20	0.92%	5.17%
INE540P07137	8.48% U.P. Power Corporation Limited **	FITCH AA(CE)	350	3,542.47	0.90%	7.28%
INE906B07FE6	7.17% National Highways Auth Of Ind	CRISIL AAA	350	3,507.34	0.89%	3.45%
INE020B08CH4	7.12% REC Limited **	CRISIL AAA	310	3,193.58	0.81%	4.70%
INE020B08BV7	8.1% REC Limited **	CRISIL AAA	300	3,183.28	0.81%	5.46%
INE219X07017	8.6% India Grid Trust InvIT Fund **	CRISIL AAA	300	3,152.54	0.80%	5.78%
INE163N08107	8.45% ONGC Petro Additions Limited **	ICRA AAA(CE)	300	3,120.40	0.79%	5.13%
INE537P07539	8.25% India Infradebt Limited **	CRISIL AAA	250	2,628.10	0.67%	6.57%
INE020B08831	8.82% REC Limited **	CRISIL AAA	250	2,625.24	0.67%	4.89%
INE134E08KT5	7.17% Power Finance Corporation Limited **	CRISIL AAA	250	2,613.21	0.67%	5.68%
INE537P07547	8% India Infradebt Limited **	CRISIL AAA	250	2,606.66	0.66%	6.73%
INE018A08BB5	7.25% Larsen & Toubro Limited **	CRISIL AAA	250	2,604.07	0.66%	5.36%
INE134E08KO6	6.83% Power Finance Corporation Limited **	CRISIL AAA	250	2,564.60	0.65%	4.84%
INE790Z07038	9.04% IndInfravit Trust **	CRISIL AAA	250	2,545.45	0.65%	6.15%
INE115A07MG7	7.42% LIC Housing Finance Limited **	CRISIL AAA	250	2,539.40	0.65%	4.68%
INE906B07FG1	7.6% National Highways Auth Of Ind **	CRISIL AAA	250	2,526.85	0.64%	3.70%
INE261F08CV6	5.09% National Bank For Agriculture and Rural Development **	ICRA AAA	250	2,513.20	0.64%	4.61%
INE377Y07235	5.6% Bajaj Housing Finance Limited **	CRISIL AAA	250	2,484.59	0.63%	5.85%
INE134E08KN8	6.98% Power Finance Corporation Limited **	CRISIL AAA	200	2,055.20	0.52%	4.84%
INE261F08BQ8	6.7% National Bank For Agriculture and Rural Development **	CRISIL AAA	200	2,039.22	0.52%	4.52%
INE124N07507	9.8% SK Finance Limited **	ICRA AA+(CE)	300	2,032.43	0.52%	8.43%
INE540P07129	8.48% U.P. Power Corporation Limited **	FITCH AA(CE)	400	2,007.59	0.51%	6.35%
INE963H07039	8.5% Swarna Tollway Private Limited **	CRISIL AAA	150	1,520.35	0.39%	8.31%
INE110L07088	8% Reliance Industries Limited **	CRISIL AAA	100	1,040.48	0.27%	4.80%
INE002A08625	7.05% Reliance Industries Limited **	CRISIL AAA	100	1,035.51	0.26%	4.91%
INE018A08AY9	7.25% Larsen & Toubro Limited **	CRISIL AAA	100	1,030.87	0.26%	4.88%
INE540P07145	8.48% U.P. Power Corporation Limited **	FITCH AA(CE)	100	1,018.93	0.26%	7.62%

Nippon India Income Fund (An open ended medium term debt scheme investing in instruments such that the Macaulay duration of the portfolio is between 4 to 7 years)

Index

Monthly Portfolio Statement as on November 30,2021

ISIN	Name of the Instrument	Industry / Rating	Quantity	Market/Fair Value (Rs. in Lacs)	% to NAV	YIELD
	Debt Instruments					
	(a) Listed / awaiting listing on Stock Exchange					
	Government Securities					
IN0020210137	4.68% Government of India	SOVEREIGN	80,00,000	7,947.00	29.87%	7.76%
IN0020200120	4.62% Government of India	SOVEREIGN	55,00,000	5,553.97	20.88%	7.69%
IN0020210020	6.64% Government of India	SOVEREIGN	50,00,000	4,948.12	18.60%	6.76%
IN0020200070	5.79% Government of India	SOVEREIGN	40,200	38.90	0.15%	6.29%
IN0020190065	7.57% Government of India	SOVEREIGN	14,400	15.47	0.06%	6.64%
IN0020190362	6.45% Government of India	SOVEREIGN	800	0.81	$0.00%	6.25%
IN0020200153	5.77% Government of India	SOVEREIGN	700	0.68	$0.00%	6.29%
IN0020180454	7.26% Government of India	SOVEREIGN	600	0.64	$0.00%	6.22%
IN2920160123	8.19% State Government Securities	SOVEREIGN	90	0.10	$0.00%	6.30%
	Non Convertible Debentures					
INE103D08021	6.79% Bharat Sanchar Nigam Limited **	CRISIL AAA(CE)	250	2,488.65	9.36%	6.98%
	Subtotal			**20,994.34**	**78.92%**	
	(b) Privately placed / Unlisted			**NIL**	**NIL**	**NIL**
	Subtotal			**NIL**	**NIL**	**NIL**
	(c) Securitised Debt					
	Subtotal			**NIL**	**NIL**	
	Total			**20,994.34**	**78.92%**	
	Money Market Instruments					
	Triparty Repo/ Reverse Repo Instrument					
	Triparty Repo			5,354.46	20.13%	
	Total			**5,354.46**	**20.13%**	
	OTHERS					
	Cash Margin - CCIL			40.00	0.15%	
	Total			**40.00**	**0.15%**	
	Net Current Assets			**213.29**	**0.80%**	
	GRAND TOTAL			**26,602.09**	**100.00%**	

**** Non Traded Securities/Illiquid Securities**
$ Less Than 0.01% of NAV

SCHEME RISK-O-METER

BENCHMARK NAME - NIFTY MEDIUM TO LONG DURATION DEBT INDEX
BENCHMARK RISK-O-METER

Nippon India Short Term Fund (An open ended short term debt scheme investing in instruments such that the Macaulay duration of the portfolio is between 1 to 3 years)

Monthly Portfolio Statement as on November 30,2021

Index

ISIN	Name of the Instrument	Industry / Rating	Quantity	Market/Fair Value (Rs. in Lacs)	% to NAV	YIELD
	Debt Instruments					
	(a) Listed / awaiting listing on Stock Exchange					
	Government Securities					
IN0020200112	5.22% Government of India	SOVEREIGN	3,20,42,400	31,944.70	3.24%	5.31%
IN0020210012	5.63% Government of India	SOVEREIGN	1,50,00,000	14,989.73	1.52%	5.65%
IN0020180025	7.37% Government of India	SOVEREIGN	1,15,00,000	11,930.53	1.21%	4.53%
IN0020020072	8.35% Government of India	SOVEREIGN	1,00,00,000	10,199.18	1.03%	3.89%
IN2020120043	8.92% State Government Securities	SOVEREIGN	65,00,000	6,707.17	0.68%	4.14%
IN3520130011	8.12% State Government Securities	SOVEREIGN	45,00,000	4,709.91	0.48%	4.72%
IN1920140085	8.06% State Government Securities	SOVEREIGN	35,36,000	3,792.54	0.38%	5.52%
IN3120180085	8.42% State Government Securities	SOVEREIGN	32,50,000	3,438.63	0.35%	4.72%
IN1620140153	8.08% State Government Securities	SOVEREIGN	27,99,000	3,001.52	0.30%	5.55%
IN1520140105	8.05% State Government Securities	SOVEREIGN	23,39,200	2,510.54	0.25%	5.54%
IN1920140036	8.97% State Government Securities	SOVEREIGN	20,00,000	2,180.04	0.22%	5.27%
IN2220140031	9.11% State Government Securities	SOVEREIGN	15,00,000	1,635.28	0.17%	5.20%
IN1920120095	8.65% State Government Securities	SOVEREIGN	15,00,000	1,576.75	0.16%	4.55%
IN1020150091	8.24% State Government Securities	SOVEREIGN	10,00,000	1,084.69	0.11%	5.85%
IN1020150026	8.22% State Government Securities	SOVEREIGN	10,00,000	1,081.84	0.11%	5.65%
IN2020140132	8.14% State Government Securities	SOVEREIGN	10,00,000	1,073.19	0.11%	5.55%
IN4520200036	6.72% State Government Securities	SOVEREIGN	5,71,900	587.20	0.06%	6.02%
IN1520150104	8.27% State Government Securities	SOVEREIGN	5,00,000	541.90	0.05%	5.94%
IN1220150146	8.17% State Government Securities	SOVEREIGN	5,00,000	541.50	0.05%	5.81%
IN3120150047	8.14% State Government Securities	SOVEREIGN	5,00,000	538.98	0.05%	5.65%
IN0020130012	7.16% Government of India	SOVEREIGN	5,00,000	518.50	0.05%	4.53%
IN2220210230	6.38% State Government Securities	SOVEREIGN	4,96,300	498.12	0.05%	6.30%
	Non Convertible Debentures					
INE062A08256	6.24% State Bank of India **	CRISIL AAA	3,300	32,984.49	3.34%	6.24%
INE414G07FF7	7.4% Muthoot Finance Limited **	CRISIL AA+	27,48,618	28,026.61	2.84%	6.38%
INE261F08AT4	8.5% National Bank For Agriculture and Rural Development	CRISIL AAA	2,300	23,999.03	2.43%	4.57%
INE537P07539	8.25% India Infradebt Limited **	CRISIL AAA	2,195	23,074.67	2.34%	6.57%
INE219X07025	8.99% India Grid Trust InvIT Fund **	CRISIL AAA	2,100	21,477.12	2.18%	6.49%
INE726G08014	6.85% ICICI Prudential Life Insurance Company Limited **	CRISIL AAA	2,100	21,036.02	2.13%	6.81%
INE537P07547	8% India Infradebt Limited **	CRISIL AAA	1,810	18,872.18	1.91%	6.73%
INE041007050	6.4% Embassy Office Parks REIT **	CRISIL AAA	1,750	17,595.95	1.78%	6.23%
INE001A07SX1	5.3% Housing Development Finance Corporation Limited **	CRISIL AAA	1,750	17,551.08	1.78%	5.03%
INE163N08156	7.98% ONGC Petro Additions Limited **	ICRA AA	1,500	15,462.00	1.57%	6.20%
INE041007076	6.25% Embassy Office Parks REIT **	CRISIL AAA	1,500	14,985.77	1.52%	6.44%
INE261F08CK9	5.14% National Bank For Agriculture and Rural Development **	ICRA AAA	1,450	14,490.13	1.47%	5.17%
INE001A07SM4	7% Housing Development Finance Corporation Limited **	CRISIL AAA	1,400	14,166.33	1.44%	4.23%
INE020B08CT9	6.92% REC Limited **	CRISIL AAA	1,250	12,827.46	1.30%	4.89%
INE134E08JF6	7.35% Power Finance Corporation Limited **	CRISIL AAA	1,250	12,826.50	1.30%	4.55%
INE027E07BE4	7.68% L&T Finance Limited **	CRISIL AAA	1,250	12,817.18	1.30%	5.50%
INE261F08CY0	5% National Bank For Agriculture and Rural Development **	CRISIL AAA	1,250	12,556.10	1.27%	4.61%
INE343G08026	5.9% Bharti Hexacom Limited **	CRISIL AA+	1,250	12,465.50	1.26%	6.03%
INE941D07190	7.2% Sikka Ports and Terminals Limited	CRISIL AAA	1,000	10,329.03	1.05%	4.90%
INE691I07EH5	8.55% L&T Finance Limited **	CRISIL AAA	1,000	10,320.22	1.05%	5.16%
INE134E08KN8	6.98% Power Finance Corporation Limited **	CRISIL AAA	1,000	10,275.98	1.04%	4.84%
INE219X07033	9.1% India Grid Trust InvIT Fund **	CRISIL AAA	1,000	10,221.99	1.04%	4.70%
INE233A08048	6.92% Godrej Industries Limited **	CRISIL AA	1,000	10,204.85	1.03%	6.22%
INE001A07RW5	7.87% Housing Development Finance Corporation Limited **	CRISIL AAA	1,000	10,191.50	1.03%	4.60%
INE020B08DP5	5.79% REC Limited **	CRISIL AAA	1,000	10,105.66	1.02%	5.28%
INE020B08DR1	5.74% REC Limited **	CRISIL AAA	1,000	10,058.59	1.02%	5.46%
INE0GYU07012	6.78% Virescent Renewable Energy Trust **	CRISIL AAA	1,000	10,005.80	1.01%	6.93%
INE115A07PK2	5.69% LIC Housing Finance Limited **	CRISIL AAA	1,000	9,894.76	1.00%	6.04%
INE377Y07268	5% Bajaj Housing Finance Limited **	CRISIL AAA	900	8,949.41	0.91%	5.32%
INE041007068	6.8% Embassy Office Parks REIT **	CRISIL AAA	900	8,911.65	0.90%	7.23%
INE414G07FT8	7.1% Muthoot Finance Limited	CRISIL AA+	8,50,000	8,623.99	0.87%	6.45%
INE062A08165	8.9% State Bank of India **	CRISIL AAA	750	7,902.68	0.80%	7.86%
INE861G08035	9.95% Food Corporation Of India	CRISIL AAA(CE)	751	7,626.98	0.77%	3.70%
INE201P08159	6.2% G R Infraprojects Limited **	CARE AA	750	7,422.92	0.75%	6.71%
INE020B08BF0	8.45% REC Limited **	CRISIL AAA	652	6,609.94	0.67%	3.80%
INE691I07EQ6	7.67% L&T Finance Limited **	CRISIL AAA	650	6,562.69	0.67%	4.21%
INE124N07507	9.8% SK Finance Limited **	ICRA AA+(CE)	950	6,436.04	0.65%	8.43%
INE522D07BW8	7.45% Manappuram Finance Limited **	CRISIL AA	600	6,127.49	0.62%	6.31%
INE267A08012	5.35% Hindustan Zinc Limited **	CRISIL AAA	750	6,033.93	0.61%	4.96%
INE403D08090	5.85% Bharti Telecom Limited **	CRISIL AA+	600	5,991.84	0.61%	5.92%
INE001A07SH4	6.99% Housing Development Finance Corporation Limited	CRISIL AAA	550	5,621.09	0.57%	5.03%
INE018A08BA7	7.7% Larsen & Toubro Limited **	CRISIL AAA	500	5,312.77	0.54%	5.61%
INE537P07471	8.6% India Infradebt Limited **	CRISIL AAA	500	5,271.77	0.53%	6.42%
INE020B08AT3	7.99% REC Limited **	CRISIL AAA	500	5,190.94	0.53%	4.70%
INE002A08625	7.05% Reliance Industries Limited **	CRISIL AAA	500	5,177.57	0.52%	4.91%
INE219X07066	8.85% India Grid Trust InvIT Fund **	CRISIL AAA	500	5,175.89	0.52%	5.01%
INE020B08CB7	7.55% REC Limited **	CRISIL AAA	500	5,117.31	0.52%	4.52%
INE094A08044	6.8% Hindustan Petroleum Corporation Limited **	CRISIL AAA	500	5,115.68	0.52%	4.47%
INE261F08BJ3	7.85% National Bank For Agriculture and Rural Development **	CRISIL AAA	500	5,083.24	0.52%	4.10%
INE261F08CX2	5.53% National Bank For Agriculture and Rural Development **	ICRA AAA	500	5,036.27	0.51%	5.17%
INE053F07CU1	5.04% Indian Railway Finance Corporation Limited **	CRISIL AAA	500	5,021.58	0.51%	4.73%
INE891K07606	5% Axis Finance Limited **	CRISIL AAA	500	4,998.18	0.51%	5.03%
INE445L08391	7.41% Nabha Power Limited **	ICRA AAA(CE)	420	4,242.34	0.43%	4.53%
INE134E08EH3	9.26% Power Finance Corporation Limited **	CRISIL AAA	400	4,226.98	0.43%	4.84%
INE134E08JD1	7.1% Power Finance Corporation Limited **	CRISIL AAA	400	4,067.26	0.41%	4.47%
INE090A08TU6	7.6% ICICI Bank Limited **	ICRA AAA	350	3,655.57	0.37%	5.01%
INE134E08JO8	7.99% Power Finance Corporation Limited **	CRISIL AAA	350	3,619.80	0.37%	4.58%
INE020B08CG6	7.24% REC Limited **	CRISIL AAA	350	3,594.99	0.36%	4.60%
INE963H07021	8.5% Swarna Tollway Private Limited **	CRISIL AAA	400	3,534.72	0.36%	7.82%
INE733E07JP6	8.49% NTPC Limited **	CRISIL AAA	2,36,38,205	3,158.28	0.32%	5.45%
INE756I07CK4	8.83% HDB Financial Services Limited **	CRISIL AAA	300	3,048.97	0.31%	4.65%
INE020B08BV7	8.1% REC Limited **	CRISIL AAA	250	2,652.73	0.27%	5.46%
INE090A08UD0	7.1% ICICI Bank Limited **	ICRA AAA	250	2,581.95	0.26%	6.57%
INE020B08898	8.23% REC Limited **	CRISIL AAA	240	2,572.54	0.26%	5.67%
INE001A07SJ0	7.2% Housing Development Finance Corporation Limited	CRISIL AAA	250	2,566.51	0.26%	5.10%
INE134E08KO6	6.83% Power Finance Corporation Limited **	CRISIL AAA	250	2,564.60	0.26%	4.84%
INE733E08148	6.55% NTPC Limited **	CRISIL AAA	250	2,560.35	0.26%	4.67%
INE001A07RZ8	7.28% Housing Development Finance Corporation Limited **	CRISIL AAA	250	2,549.86	0.26%	4.69%
INE261F08BQ8	6.7% National Bank For Agriculture and Rural Development **	CRISIL AAA	250	2,549.03	0.26%	4.52%
INE134E08JW1	8.18% Power Finance Corporation Limited **	CRISIL AAA	250	2,530.64	0.26%	3.78%
INE261F08CU8	5.44% National Bank For Agriculture and Rural Development **	ICRA AAA	250	2,513.34	0.25%	5.17%
INE201P08167	6.7% G R Infraprojects Limited **	CARE AA	250	2,479.83	0.25%	7.01%
INE963H07047	8.5% Swarna Tollway Private Limited **	CRISIL AAA	245	2,476.76	0.25%	8.49%
INE219X07306	6.72% India Grid Trust InvIT Fund **	CRISIL AAA	200	1,991.55	0.20%	7.00%
INE963H07039	8.5% Swarna Tollway Private Limited **	CRISIL AAA	150	1,520.35	0.15%	8.31%
INE134E08LB1	5.47% Power Finance Corporation Limited **	CRISIL AAA	100	1,008.42	0.10%	4.93%
INE001A07RS3	8.58% Housing Development Finance Corporation Limited **	CRISIL AAA	80	810.56	0.08%	3.80%
INE752E07MF1	8.2% Power Grid Corporation of India Limited **	CRISIL AAA	79	794.92	0.08%	3.56%
INE514E08CO6	7.94% Export Import Bank of India **	CRISIL AAA	50	521.90	0.05%	4.76%
INE020B08AP1	7.45% REC Limited **	CRISIL AAA	50	513.71	0.05%	4.58%
INE134E08KW9	6.72% Power Finance Corporation Limited **	CRISIL AAA	50	513.27	0.05%	4.84%
INE322J08024	5.85% Bharat Oman Refineries Limited **	CRISIL AAA	50	504.43	0.05%	5.24%
INE752E07JH3	9.25% Power Grid Corporation of India Limited **	CRISIL AAA	40	501.90	0.05%	3.40%
INE115A07NO9	8.75% LIC Housing Finance Limited **	CRISIL AAA	47	500.23	0.05%	5.31%
INE403D08082	5.1% Bharti Telecom Limited **	CRISIL AA+	50	498.81	0.05%	5.35%
INE001A07RU9	8.05% Housing Development Finance Corporation Limited **	CRISIL AAA	40	407.85	0.04%	4.25%
INE848E07849	8.5% NHPC Limited **	CARE AAA	300	322.34	0.03%	5.35%
INE261F08BI5	7.9% National Bank For Agriculture and Rural Development **	CRISIL AAA	30	304.02	0.03%	4.10%
INE018A08AR3	7.87% Larsen & Toubro Limited **	CRISIL AAA	30	303.85	0.03%	4.21%
INE053F07BB3	8.25% Indian Railway Finance Corporation Limited **	CRISIL AAA	25	266.47	0.03%	5.08%
INE134E08GT3	8.55% Power Finance Corporation Limited **	CRISIL AAA	18	180.19	0.02%	3.40%
INE134E08JB5	7.28% Power Finance Corporation Limited **	CRISIL AAA	16	162.41	0.02%	4.19%
INE514E08AQ5	9% Export Import Bank of India **	CRISIL AAA	13	131.24	0.01%	3.59%
INE752E07OD2	7.2% Power Grid Corporation of India Limited	CRISIL AAA	12	120.23	0.01%	3.40%
INE020B08BD5	8.83% REC Limited **	CRISIL AAA	8	80.54	0.01%	3.66%
INE020B08BT1	8.15% REC Limited **	CRISIL AAA	4	40.78	$0.00%	4.20%
INE906B07FE6	7.17% National Highways Auth Of Ind	CRISIL AAA	1	10.02	$0.00%	3.45%
	Zero Coupon Bonds					
INE296A07QN2	Bajaj Finance Limited **	CRISIL AAA	500	6,744.55	0.68%	4.80%
INE891K07416	Axis Finance Limited **	FITCH AAA	69	934.33	0.09%	4.75%
	Subtotal			**7,66,662.71**	**77.63%**	
	(b) Privately placed / Unlisted			**NIL**	**NIL**	**NIL**
	Subtotal			**NIL**	**NIL**	**NIL**
	(c) Securitised Debt					
INE0BTV15246	First Business Receivables Trust **	CRISIL AAA(SO)	113	12,081.59	1.22%	6.99%
INE0BTV15097	First Business Receivables Trust **	CRISIL AAA(SO)	26	2,559.86	0.26%	4.73%
INE0BTV15204	First Business Receivables Trust **	CRISIL AAA(SO)	31	2,552.18	0.26%	6.51%
INE0BTV15105	First Business Receivables Trust **	CRISIL AAA(SO)	26	2,526.91	0.26%	4.98%
INE0BTV15196	First Business Receivables Trust **	CRISIL AAA(SO)	30	2,522.55	0.26%	6.31%
INE0BTV15089	First Business Receivables Trust **	CRISIL AAA(SO)	21	2,092.63	0.21%	4.15%
	Subtotal			**24,335.72**	**2.47%**	
	Total			**7,90,998.43**	**80.10%**	
	Derivatives					
	Interest Rate Swaps					
	Interest Rate Swaps Pay Fix Receive Floating (28/02/2023) (FV 5000 Lacs)			(43.18)	$0.00%	
	Interest Rate Swaps Pay Fix Receive Floating (30/04/2023) (FV 5000 Lacs)			30.96	$0.00%	
	Total			**(12.22)**	**0.00%**	
	Money Market Instruments					
	Certificate of Deposit					
INE238A169W3	Axis Bank Limited **	ICRA A1+	4,000	19,182.38	1.94%	4.45%
INE040A16CK1	HDFC Bank Limited **	CARE A1+	3,000	14,834.58	1.50%	3.70%
INE040A16CM7	HDFC Bank Limited **	CARE A1+	3,000	14,667.20	1.49%	4.10%
INE238A163X4	Axis Bank Limited **	CRISIL A1+	2,000	9,780.47	0.99%	4.18%
INE238A160X0	Axis Bank Limited **	CRISIL A1+	1,500	7,243.86	0.73%	4.42%
INE092T16QV9	IDFC First Bank Limited **	CRISIL A1+	1,000	4,890.18	0.50%	4.36%
INE090A162X3	ICICI Bank Limited **	ICRA A1+	1,000	4,797.82	0.49%	4.42%
	Triparty Repo/ Reverse Repo Instrument					
	Triparty Repo			3,731.27	0.38%	
	Commercial Paper					
INE514E14PY5	Export Import Bank of India **	CRISIL A1+	3,000	14,830.13	1.50%	3.70%
INE001A14XV1	Housing Development Finance Corporation Limited **	CRISIL A1+	2,000	9,652.03	0.98%	4.59%
INE001A14XS7	Housing Development Finance Corporation Limited **	CRISIL A1+	1,500	7,259.27	0.74%	4.59%
	Treasury Bill					
IN002021Y098	182 Days Tbill		3,00,00,000	29,997.30	3.04%	3.30%
IN002021Y106	182 Days Tbill		1,00,00,000	9,992.77	1.01%	3.30%
	Total			**1,50,859.26**	**15.29%**	
	OTHERS					
	Cash Margin - CCIL			135.00	0.01%	
	Total			**135.00**	**0.01%**	
	Net Current Assets			**44,569.48**	**4.60%**	
	GRAND TOTAL			**9,86,549.95**	**100.00%**	

**** Non Traded Securities/Illiquid Securities**
$ Less Than 0.01% of NAV

Disclosure of Yield to Call

"With Reference to " AMFI Best Practices Guidelines Circular No. 91/ 2020 – 21 on Valuation of AT-1 Bonds and Tier 2 Bonds" disclosure of Yield to Call as follows"

isin_code	security_name	Yield to Call
INE090A08UD0	7.1% ICICI Bank BSIII Tier2 (M17/2/30)CALL17/2/25	5.94%
INE062A08165	8.9% SBI BS III Tier2 NCD (M2/11/2028) CALL2/11/23	5.85%
INE062A08256	6.24% SBI NCDSr2 BSIII Tier2 (M21/9/30)CALL19/9/25	6.25%

SCHEME RISK-O-METER

BENCHMARK NAME - CRISIL SHORT TERM BOND FUND INDEX
BENCHMARK RISK-O-METER

Nippon India Hybrid Bond Fund (An Open Ended Hybrid Scheme Investing Predominantly In Debt Instruments)

Index

Monthly Portfolio Statement as on November 30,2021

ISIN	Name of the Instrument	Industry / Rating	Quantity	Market/Fair Value (Rs. in Lacs)	% to NAV	YIELD
	Equity & Equity related					
	(a) Listed / awaiting listing on Stock Exchanges					
INE002A01018	Reliance Industries Limited	Petroleum Products	35,724	859.31	1.18%	
INE040A01034	HDFC Bank Limited	Banks	48,337	721.94	0.99%	
INE009A01021	Infosys Limited	Software	40,964	701.57	0.96%	
INE090A01021	ICICI Bank Limited	Banks	76,612	547.28	0.75%	
INE001A01036	Housing Development Finance Corporation Limited	Finance	19,943	533.10	0.73%	
INE467B01029	Tata Consultancy Services Limited	Software	11,444	403.88	0.56%	
INE237A01028	Kotak Mahindra Bank Limited	Banks	16,215	318.12	0.44%	
INE018A01030	Larsen & Toubro Limited	Construction Project	13,348	235.56	0.32%	
INE030A01027	Hindustan Unilever Limited	Consumer Non Durables	9,866	228.65	0.31%	
INE154A01025	ITC Limited	Consumer Non Durables	96,655	213.75	0.29%	
INE296A01024	Bajaj Finance Limited	Finance	2,935	205.37	0.28%	
INE062A01020	State Bank of India	Banks	42,404	195.29	0.27%	
INE397D01024	Bharti Airtel Limited	Telecom - Services	26,094	190.03	0.26%	
INE238A01034	Axis Bank Limited	Banks	28,460	186.60	0.26%	
INE021A01026	Asian Paints Limited	Consumer Non Durables	4,981	156.59	0.22%	
INE860A01027	HCL Technologies Limited	Software	11,994	136.57	0.19%	
INE918I01018	Bajaj Finserv Limited	Insurance	668	115.15	0.16%	
INE280A01028	Titan Company Limited	Consumer Durables	4,611	109.53	0.15%	
INE669C01036	Tech Mahindra Limited	Software	6,858	105.71	0.15%	
INE075A01022	Wipro Limited	Software	16,348	104.18	0.14%	
INE585B01010	Maruti Suzuki India Limited	Auto	1,469	103.83	0.14%	
INE481G01011	UltraTech Cement Limited	Cement & Cement Products	1,276	94.85	0.13%	
INE081A01012	Tata Steel Limited	Ferrous Metals	8,640	92.55	0.13%	
INE155A01022	Tata Motors Limited	Auto	19,811	90.85	0.12%	
INE044A01036	Sun Pharmaceutical Industries Limited	Pharmaceuticals	11,930	89.90	0.12%	
INE101A01026	Mahindra & Mahindra Limited	Auto	10,577	88.37	0.12%	
INE752E01010	Power Grid Corporation of India Limited	Power	37,767	78.08	0.11%	
INE239A01016	Nestle India Limited	Consumer Non Durables	394	75.46	0.10%	
INE047A01021	Grasim Industries Limited	Cement & Cement Products	4,218	70.12	0.10%	
INE795G01014	HDFC Life Insurance Company Limited	Insurance	10,283	70.01	0.10%	
INE361B01024	Divi's Laboratories Limited	Pharmaceuticals	1,408	68.69	0.09%	
INE733E01010	NTPC Limited	Power	52,500	66.81	0.09%	
INE019A01038	JSW Steel Limited	Ferrous Metals	10,951	66.63	0.09%	
INE038A01020	Hindalco Industries Limited	Non - Ferrous Metals	16,139	66.61	0.09%	
INE089A01023	Dr. Reddy's Laboratories Limited	Pharmaceuticals	1,342	62.75	0.09%	
INE095A01012	IndusInd Bank Limited	Banks	6,672	58.91	0.08%	
INE213A01029	Oil & Natural Gas Corporation Limited	Oil	40,312	57.28	0.08%	
INE123W01016	SBI Life Insurance Company Limited	Insurance	4,863	56.44	0.08%	
INE742F01042	Adani Ports and Special Economic Zone Limited	Transportation	8,122	55.54	0.08%	
INE059A01026	Cipla Limited	Pharmaceuticals	5,615	54.54	0.07%	
INE192A01025	Tata Consumer Products Limited	Consumer Non Durables	6,619	51.54	0.07%	
INE917I01010	Bajaj Auto Limited	Auto	1,439	46.63	0.06%	
INE216A01030	Britannia Industries Limited	Consumer Non Durables	1,304	46.23	0.06%	
INE628A01036	UPL Limited	Pesticides	6,078	41.43	0.06%	
INE029A01011	Bharat Petroleum Corporation Limited	Petroleum Products	10,546	39.02	0.05%	
INE070A01015	Shree Cement Limited	Cement & Cement Products	148	38.63	0.05%	
INE066A01021	Eicher Motors Limited	Auto	1,541	36.53	0.05%	
INE522F01014	Coal India Limited	Minerals/Mining	23,152	35.19	0.05%	
INE158A01026	Hero MotoCorp Limited	Auto	1,435	35.15	0.05%	
INE242A01010	Indian Oil Corporation Limited	Petroleum Products	28,086	33.41	0.05%	
	Subtotal			**8,140.16**	**11.17%**	
	(b) UNLISTED					
	Subtotal			**0.00**	**0.00%**	
	Total			**8,140.16**	**11.17%**	
	Debt Instruments					
	(a) Listed / awaiting listing on Stock Exchange					
	Government Securities					
IN0020090034	7.35% Government of India	SOVEREIGN	25,00,000	2,640.19	3.63%	4.99%
	Non Convertible Debentures					
INE909H08345	7.75% TMF Holdings Limited **	CRISIL AA-	350	3,503.97	4.82%	7.72%
INE557L07031	8.6% Ahmedabad Maliya Tollway Limited **	ICRA AA(CE)	350	3,491.18	4.80%	8.77%
INE371K08185	6.5% TATA Realty & Infrastructure Limited **	ICRA AA	250	2,523.08	3.47%	6.09%
INE316W07054	11.5% Hero Solar Energy Private Limited **	CRISIL A+	250	2,494.77	3.43%	12.16%
INE507T07062	6.59% Summit Digitel Infrastructure Private Limited **	CRISIL AAA	250	2,468.20	3.39%	7.10%
INE540P07327	10.15% U.P. Power Corporation Limited **	CRISIL A+(CE)	200	2,073.18	2.85%	8.93%
INE516Y07444	6.75% Piramal Capital & Housing Finance Limited	ICRA AA	2,00,000	1,653.11	2.27%	11.06%
INE163N08156	7.98% ONGC Petro Additions Limited **	ICRA AA	150	1,546.20	2.13%	6.20%
INE019A07431	8.5% JSW Steel Limited **	CARE AA	150	1,544.41	2.12%	7.74%
INE091A08149	9.5% Nirma Limited	CRISIL AA-	150	1,521.80	2.09%	6.70%
INE922K07096	9.29% India Shelter Finance Corporation Limited **	ICRA A	150	1,500.12	2.06%	9.50%
INE062A08256	6.24% State Bank of India **	CRISIL AAA	150	1,499.30	2.06%	6.24%
INE516Q08349	10.5% Asirvad Microfinance Ltd **	CRISIL AA-	200	1,489.88	2.05%	11.95%
INE103D08021	6.79% Bharat Sanchar Nigam Limited **	CRISIL AAA(CE)	140	1,393.65	1.92%	6.98%
INE741X07036	11.5% Indiabulls Infraestate Limited **	BRICKWORK A+(CE)	222	1,196.23	1.64%	12.29%
INE062A08207	7.99% State Bank of India **	CRISIL AAA	100	1,051.87	1.45%	7.07%
INE124N07242	11.16% SK Finance Limited **	CARE A	10,00,000	1,019.87	1.40%	10.66%
INE124N07507	9.8% SK Finance Limited **	ICRA AA+(CE)	150	1,016.22	1.40%	8.43%
INE641N08086	9.24% Ashoka Concessions Limited **	CRISIL AA-(CE)	100	998.94	1.37%	9.26%
INE516Q08281	11.63% Asirvad Microfinance Ltd **	CRISIL AA-	10,000	998.15	1.37%	12.37%
INE267A08012	5.35% Hindustan Zinc Limited **	CRISIL AAA	100	804.52	1.11%	4.96%
INE641N08052	9.01% Ashoka Concessions Limited **	CRISIL AA-(CE)	50	499.61	0.69%	9.08%
INE448U07182	10.5% Veritas Finance Private Limited **	CARE A-	50	499.17	0.69%	11.09%
INE641N08060	9.11% Ashoka Concessions Limited **	CRISIL AA-(CE)	50	498.97	0.69%	9.19%
INE537P08016	9.1% India Infradebt Limited **	ICRA AAA	2	20.39	0.03%	5.40%
INE216A08027	5.5% Britannia Industries Limited **	CRISIL AAA	1,555	0.45	$0.00%	5.51%
INE217K08271	9.25% Reliance Home Finance Limited ** #	CARE D	5,00,000	0.00	$0.00%	
	Subtotal			**39,947.43**	**54.93%**	
	(b) Privately placed / Unlisted					
	Non Convertible Debentures					
INE659X07014	9.95% Molagavalli Renewable Private Limited **	CARE A+(CE)	590	5,226.40	7.19%	10.70%
INE209W07028	9.95% Narmada Wind Energy Private Limited **	CARE A+(CE)	390	3,377.08	4.64%	10.70%
INE209W07010	9.6% Narmada Wind Energy Private Limited **	CARE A+(CE)	342	2,779.06	3.82%	10.70%
INE964Q07012	9.6% Renew Wind Energy (Raj One) Private Limited **	CARE A+(CE)	167	1,394.01	1.92%	10.70%
	Zero Coupon Bonds					
INE321N07053	KKR India Financial Services Private Limited **	CRISIL AA	3	595.65	0.82%	10.86%
	Subtotal			**13,372.20**	**18.39%**	
	(c) Securitised Debt					
INE0C0T15040	Innovation Trust XXX **	CRISIL AAA(SO)	214	4,973.55	6.84%	10.12%
	Subtotal			**4,973.55**	**6.84%**	
	Total			**58,293.18**	**80.16%**	
	InvIT					
INE183W23014	IRB InvIT Fund	Construction	4,90,000	275.87	0.38%	
	Total			**275.87**	**0.38%**	
	Money Market Instruments					
	Triparty Repo/ Reverse Repo Instrument					
	Triparty Repo			2,629.33	3.61%	
	Commercial Paper					
INE723X14AM9	Trust Investment Advisors Private Limited **	CARE A1+	400	1,992.11	2.74%	7.23%
	Total			**4,621.44**	**6.35%**	
	OTHERS					
	Cash Margin - CCIL			15.00	0.02%	
	Total			**15.00**	**0.02%**	
	Net Current Assets			**1,392.19**	**1.92%**	
	GRAND TOTAL			**72,737.84**	**100.00%**	

**** Non Traded Securities/Illiquid Securities**
$ Less Than 0.01% of NAV
 # Securities classified as below investment grade or default

This is with reference to Gazette notification (Reference no: G.S.R.174(E)) issued by Ministry of Finance on 13th March 2020, for Yes Bank Limited reconstruction scheme, 2020. As per point 3(8)(a) of the notification, there shall be a lock-in period of three years from the commencement of the above said scheme to the extent of 75% of shares held by existing shareholders on the date of commencement of the scheme which came into force from March 13,2020.
Taking into account the above development, the valuation committee of Nippon India Mutual Fund has decided to markdown the 75% locked-in shares of YES Bank to ZERO, as on March 16, 2020.

For any future distribution of realised proceeds of these locked-in YES Bank shares to the underlying unitholders , following Reconstituted Portfolio was created

ISIN	Name of the Instrument	Industry / Rating	Quantity	Market/Fair Value (Rs. in Lacs)	% to NAV
	Equity & Equity related				
	(a) Listed / awaiting listing on Stock Exchanges				
INE528G01035	Yes Bank Limited	Banks	22621	0	0.00%
	Total			0	**0.00%**
	Net Current Assets			0	**0.00%**
	GRAND TOTAL			0	**0.00%**

Security defaulted beyond its maturity date as on 30th November 2021 (forming part of net current assets) is as follows :

ISIN	Name of the Instrument	Value of security considered under Net Current Assets (Rs. In Lakhs)	% of Value of security considered under Net Current Assets to Net Assets	Total amount due including interest (Rs. In Lakhs)
INE076G07032	Avantha Realty Ltd ZCB (MD 29/03/2019) - Matured #	490.00	0.67%	1,324.84

Disclosure of Yield to Call

"With Reference to " AMFI Best Practices Guidelines Circular No. 91/ 2020 – 21 on Valuation of AT-1 Bonds and Tier 2 Bonds" disclosure of Yield to Call as follows"

isin_code	security_name	Yield to Call
INE062A08207	7.99% SBI BS3 Tier2 NCD (MD28/06/2029) CALL28/6/24	5.74%
INE062A08256	6.24% SBI NCDSr2 BSIII Tier2 (M21/9/30)CALL19/9/25	6.25%

Nippon India Mutual Fund has segregated debt securities of Yes Bank Limited from portfolio of the scheme due to rating downgrade by ICRA to "D" on March 6, 2020.

NIPPON INDIA HYBRID BOND FUND-SEGREGATED PORTFOLIO 2

ISIN	Name of the Instrument	Industry / Rating	Quantity	Market/Fair Value (Rs. in Lacs)	% to NAV	YIELD
	Debt Instruments					
	(a) Listed / awaiting listing on Stock Exchange					
	Non Convertible Debentures					
INE528G08352	9.5% Yes Bank Limited **#	ICRA D	300	0.00	$0.00%	
INE528G08394	9% Yes Bank Limited **#	ICRA D	1,093	0.00	$0.00%	
	Subtotal			**0.00**	**0.00%**	
	(b) Privately placed / Unlisted			**NIL**	**NIL**	
	Subtotal			**NIL**	**NIL**	
	(c) Securitised Debt					
	Subtotal			**NIL**	**NIL**	
	Total			**0.00**	**0.00%**	
	Net Current Assets			**0.00**	**100.00%**	
	GRAND TOTAL			**0.00**	**100.00%**	

** Non Traded Securities/Illiquid Securities
$ Less Than 0.01% of NAV
# Securities classified as below investment grade or default

SCHEME RISK-O-METER

BENCHMARK NAME - CRISIL HYBRID 85+15 - CONSERVATIVE INDEX
BENCHMARK RISK-O-METER

NIPPON INDIA POWER & INFRA FUND (An Open Ended Equity Scheme Investing In Power & Infrastructure Sectors)

Index

Monthly Portfolio Statement as on November 30,2021

ISIN	Name of the Instrument	Industry / Rating	Quantity	Market/Fair Value (Rs. in Lacs)	% to NAV	YIELD
	Equity & Equity related					
	(a) Listed / awaiting listing on Stock Exchanges					
INE018A01030	Larsen & Toubro Limited	Construction Project	10,50,000	18,529.88	11.14%	
INE002A01018	Reliance Industries Limited	Petroleum Products	4,80,000	11,545.92	6.94%	
INE397D01024	Bharti Airtel Limited	Telecom - Services	14,00,000	10,195.50	6.13%	
INE481G01011	UltraTech Cement Limited	Cement & Cement Products	1,32,500	9,849.72	5.92%	
INE320J01015	RITES Limited	Engineering Services	33,13,535	9,200.03	5.53%	
INE733E01010	NTPC Limited	Power	70,00,000	8,907.50	5.35%	
INE786A01032	JK Lakshmi Cement Limited	Cement & Cement Products	10,70,989	6,800.24	4.09%	
INE742F01042	Adani Ports and Special Economic Zone Limited	Transportation	9,50,000	6,496.58	3.91%	
INE203G01027	Indraprastha Gas Limited	Gas	12,00,000	5,811.00	3.49%	
INE263A01024	Bharat Electronics Limited	Aerospace & Defense	24,00,000	4,890.00	2.94%	
INE066F01012	Hindustan Aeronautics Limited	Aerospace & Defense	3,76,004	4,801.20	2.89%	
INE089C01029	Sterlite Technologies Limited	Telecom - Services	17,00,000	4,697.95	2.82%	
INE003A01024	Siemens Limited	Industrial Capital Goods	2,15,000	4,626.59	2.78%	
INE245A01021	Tata Power Company Limited	Power	19,00,000	4,119.20	2.48%	
INE868B01028	NCC Limited	Construction Project	55,00,000	3,896.75	2.34%	
INE012A01025	ACC Limited	Cement & Cement Products	1,70,000	3,886.88	2.34%	
INE419M01019	TD Power Systems Limited	Industrial Capital Goods	9,00,000	3,572.55	2.15%	
INE152M01016	Triveni Turbine Limited	Industrial Capital Goods	19,00,000	3,532.10	2.12%	
INE061F01013	Fortis Healthcare Limited	Healthcare Services	12,50,000	3,510.00	2.11%	
INE752E01010	Power Grid Corporation of India Limited	Power	16,00,000	3,308.00	1.99%	
INE118D01016	Nuvoco Vistas Corporation Limited	Cement & Cement Products	6,00,000	3,188.10	1.92%	
INE093I01010	Oberoi Realty Limited	Construction	3,81,887	3,180.16	1.91%	
INE878A01011	GE Power India Limited	Industrial Capital Goods	12,99,940	3,004.81	1.81%	
INE00M201021	Sterling And Wilson Solar Limited	Construction Project	6,05,170	2,418.86	1.45%	
INE211B01039	The Phoenix Mills Limited	Construction	2,50,000	2,369.63	1.42%	
INE201P01022	G R Infraprojects Limited	Construction	1,30,000	2,231.78	1.34%	
INE195A01028	Supreme Industries Limited	Industrial Products	1,00,000	2,168.45	1.30%	
INE038A01020	Hindalco Industries Limited	Non - Ferrous Metals	5,00,000	2,063.75	1.24%	
INE323A01026	Bosch Limited	Auto Ancillaries	12,500	2,021.06	1.21%	
INE389H01022	KEC International Limited	Power	4,29,775	1,828.05	1.10%	
INE099Z01011	Mishra Dhatu Nigam Limited	Aerospace & Defense	9,65,000	1,778.98	1.07%	
INE864I01014	MTAR Technologies Limited	Aerospace & Defense	76,013	1,604.67	0.96%	
INE686A01026	ITD Cementation India Limited	Construction	21,00,000	1,539.30	0.93%	
IN9397D01014	Bharti Airtel Limited - Partly paid up share	Telecom - Services	3,00,000	1,172.40	0.70%	
	Subtotal			**1,62,747.59**	**97.82%**	
	(b) UNLISTED			**NIL**	**NIL**	**NIL**
	Subtotal			**NIL**	**NIL**	**NIL**
	Total			**1,62,747.59**	**97.82%**	
	Money Market Instruments					
	Triparty Repo/ Reverse Repo Instrument					
	Triparty Repo			2,790.01	1.68%	
	Total			**2,790.01**	**1.68%**	
	OTHERS					
	Cash Margin - CCIL			0.00	$0.00%	
	Total			**0.00**	**0.00%**	
	Net Current Assets			**815.90**	**0.50%**	
	GRAND TOTAL			**1,66,353.50**	**100.00%**	

$ Less Than 0.01% of NAV

SCHEME RISK-O-METER

BENCHMARK NAME - NIFTY INFRASTRUCTURE TRI
BENCHMARK RISK-O-METER

Nippon India Ultra Short Duration Fund (An open ended ultra-short term debt scheme investing in debt and money market instruments such that the Macaulay duration of the portfolio is between 3 - 6 months)

Index

Monthly Portfolio Statement as on November 30,2021

ISIN	Name of the Instrument	Industry / Rating	Quantity	Market/Fair Value (Rs. in Lacs)	% to NAV	YIELD
	Debt Instruments					
	(a) Listed / awaiting listing on Stock Exchange					
	Floating Rate Note					
INE432R07281	Shriram Housing Finance Company Limited **	FITCH AA	1,000	10,005.83	2.59%	7.50%
INE722A07BC2	Shriram City Union Finance Limited **	CRISIL AA	250	2,488.27	0.64%	9.38%
	Government Securities					
IN2220170012	7.42% State Government Securities	SOVEREIGN	75,00,000	7,613.81	1.97%	3.96%
IN0020020072	8.35% Government of India	SOVEREIGN	70,00,000	7,139.43	1.85%	3.89%
IN2020110028	8.75% State Government Securities	SOVEREIGN	59,50,000	6,015.02	1.56%	3.72%
IN1920110062	8.92% State Government Securities	SOVEREIGN	49,81,300	5,049.44	1.31%	3.71%
IN3320110148	8.76% State Government Securities	SOVEREIGN	45,00,000	4,549.26	1.18%	3.72%
IN2920110094	9.24% State Government Securities	SOVEREIGN	35,00,000	3,563.01	0.92%	3.72%
	Non Convertible Debentures					
INE722A07BB4	7.7% Shriram City Union Finance Limited **	CRISIL AA	1,500	15,023.97	3.89%	7.55%
INE081A08181	2% Tata Steel Limited **	CARE AA+	700	12,782.61	3.31%	4.45%
INE018A08AS1	8.02% Larsen & Toubro Limited	CRISIL AAA	1,000	10,165.84	2.63%	4.25%
INE516Y07105	9.5% Piramal Capital & Housing Finance Limited **	CARE AA	1,125	9,086.79	2.35%	7.07%
INE020B08CE1	6.9% REC Limited **	CRISIL AAA	750	7,609.11	1.97%	4.20%
INE308O08015	5.35% Telesonic Networks Limited	CRISIL AA+	750	7,509.60	1.94%	5.25%
INE906B07FG1	7.6% National Highways Auth Of Ind **	CRISIL AAA	600	6,064.43	1.57%	3.70%
INE020B08CB7	7.55% REC Limited **	CRISIL AAA	550	5,629.04	1.46%	4.52%
INE522D07BG1	9.25% Manappuram Finance Limited **	CARE AA	550	5,547.67	1.44%	4.65%
INE020B08CD3	7.09% REC Limited	CRISIL AAA	500	5,122.60	1.33%	4.60%
INE721A07NS5	8.72% Shriram Transport Finance Company Limited **	CRISIL AA+	500	5,066.18	1.31%	7.57%
INE831R07136	8% Aditya Birla Housing Finance Limited **	ICRA AAA	500	5,052.77	1.31%	4.13%
INE721A07QH1	6.75% Shriram Transport Finance Company Limited **	CRISIL AA+	450	4,543.29	1.18%	7.64%
INE691I07EH5	8.55% L&T Finance Limited **	CRISIL AAA	410	4,231.29	1.09%	5.16%
INE377Y07128	8.07% Bajaj Housing Finance Limited	CRISIL AAA	400	4,072.72	1.05%	4.78%
INE134E08JB5	7.28% Power Finance Corporation Limited **	CRISIL AAA	400	4,060.35	1.05%	4.19%
INE377Y07185	4.85% Bajaj Housing Finance Limited **	CRISIL AAA	400	3,998.90	1.03%	4.87%
INE557L07031	8.6% Ahmedabad Maliya Tollway Limited **	ICRA AA(CE)	380	3,790.43	0.98%	8.77%
INE721A07PT8	9.5% Shriram Transport Finance Company Limited **	CRISIL AA+	350	3,575.02	0.93%	7.57%
INE516Q08166	13% Asirvad Microfinance Ltd **	CRISIL AA-	335	3,394.62	0.88%	11.25%
INE295J08055	9.15% Coastal Gujarat Power Limited **	CARE AA(CE)	250	2,550.63	0.66%	5.04%
INE414G07EV7	8.3% Muthoot Finance Limited **	CRISIL AA+	250	2,546.19	0.66%	5.43%
INE002A08476	7% Reliance Industries Limited **	CRISIL AAA	250	2,543.98	0.66%	4.49%
INE020B08BR5	8.5% REC Limited **	CRISIL AAA	250	2,506.09	0.65%	3.53%
INE038A07258	9.55% Hindalco Industries Limited **	CRISIL AA+	240	2,444.37	0.63%	4.55%
INE001A07RS3	8.58% Housing Development Finance Corporation Limited **	CRISIL AAA	200	2,026.41	0.52%	3.80%
INE01HV07171	9.9% Vivriti Capital Private Limited **	ICRA AA+(CE)	300	1,672.01	0.43%	10.47%
INE261F08BN5	7.18% National Bank For Agriculture and Rural Development **	CRISIL AAA	100	1,017.72	0.26%	4.42%
INE001A07SL6	7.06% Housing Development Finance Corporation Limited **	CRISIL AAA	100	1,001.07	0.26%	3.55%
INE692A09241	8.9% Union Bank of India **	CRISIL AA+	95	969.58	0.25%	6.83%
INE403D08082	5.1% Bharti Telecom Limited **	CRISIL AA+	50	498.81	0.13%	5.35%
INE540P07061	8.97% U.P. Power Corporation Limited **	FITCH AA(CE)	40	405.98	0.11%	7.28%
INE582L07203	9% Tata Housing Development Company Limited **	CARE AA	10	101.28	0.03%	4.65%
	Subtotal			**1,93,035.42**	**49.97%**	
	(b) Privately placed / Unlisted			**NIL**	**NIL**	**NIL**
	Subtotal			**NIL**	**NIL**	**NIL**
	(c) Securitised Debt					
INE0I5V15015	Mobil Trust Series-19 **	CRISIL AAA(SO)	50,00,00,000	2,665.50	0.69%	8.68%
	Subtotal			**2,665.50**	**0.69%**	
	Total			**1,95,700.92**	**50.66%**	
	Derivatives					
	Interest Rate Swaps					
	Interest Rate Swaps Pay Fix Receive Floating (05/02/2022) (FV 5000 Lacs)			0.13	$0.00%	
	Interest Rate Swaps Pay Fix Receive Floating (01/03/2022) (FV 5000 Lacs)			(1.49)	$0.00%	
	Interest Rate Swaps Pay Fix Receive Floating (01/03/2022) (FV 5000 Lacs)			(1.67)	$0.00%	
	Interest Rate Swaps Pay Fix Receive Floating (28/05/2022) (FV 2500 Lacs)			2.85	$0.00%	
	Interest Rate Swaps Pay Fix Receive Floating (04/08/2023) (FV 5000 Lacs)			18.42	$0.00%	
	Interest Rate Swaps Pay Fix Receive Floating (08/09/2022) (FV 10000 Lacs)			19.03	$0.00%	
	Total			**37.27**	**0.00%**	
	Money Market Instruments					
	Certificate of Deposit					
INE238A160X0	Axis Bank Limited **	CRISIL A1+	4,500	21,731.58	5.62%	4.42%
INE040A16CK1	HDFC Bank Limited **	CARE A1+	3,000	14,834.58	3.84%	3.70%
INE040A16CM7	HDFC Bank Limited **	CARE A1+	2,000	9,778.13	2.53%	4.10%
INE092T16QX5	IDFC First Bank Limited **	CRISIL A1+	2,000	9,685.58	2.51%	4.67%
INE238A163X4	Axis Bank Limited **	CRISIL A1+	1,000	4,890.24	1.27%	4.18%
INE092T16QU1	IDFC First Bank Limited	ICRA A1+	500	2,444.24	0.63%	4.36%
	Triparty Repo/ Reverse Repo Instrument					
	Triparty Repo			33,341.12	8.63%	
	Commercial Paper					
INE941D14139	Sikka Ports and Terminals Limited **	CRISIL A1+	3,500	17,079.44	4.42%	4.43%
INE002A14JI5	Reliance Industries Limited **	CARE A1+	3,000	14,939.09	3.87%	3.63%
INE514E14PY5	Export Import Bank of India **	CRISIL A1+	3,000	14,830.13	3.84%	3.70%
INE936D14139	Jamnagar Utilities & Power Private Limited **	CRISIL A1+	3,000	14,639.52	3.79%	4.43%
INE002A14IQ0	Reliance Industries Limited **	CRISIL A1+	2,000	9,895.70	2.56%	3.74%
INE343G14339	Bharti Hexacom Limited **	CRISIL A1+	1,000	4,939.86	1.28%	4.04%
	Treasury Bill					
IN002021Y098	182 Days Tbill		1,40,00,000	13,998.74	3.62%	3.30%
	Total			**1,87,027.95**	**48.41%**	
	OTHERS					
	Cash Margin - CCIL			10.00	$0.00%	
	Total			**10.00**	**0.00%**	
	Net Current Assets			**3,663.32**	**0.93%**	
	GRAND TOTAL			**3,86,439.46**	**100.00%**	

**** Non Traded Securities/Illiquid Securities**
$ Less Than 0.01% of NAV

Due to credit event (Default of debt servicing by Altico Capital India Limited (ACIL) on Sep 13, 2019, securities of ACIL have been segregated from the scheme's portfolio w.e.f. Sep 25, 2019

Nippon India Ultra Short Duration Fund-Segregated Portfolio 1

ISIN	Name of the Instrument	Industry / Rating	Quantity	Market/Fair Value (Rs. in Lacs)	% to NAV	YIELD
	Debt Instruments					
	(a) Listed / awaiting listing on Stock Exchange					
	Subtotal			**0.00**	**0.00%**	
	(b) Privately placed / Unlisted			**NIL**	**NIL**	
	Subtotal			**NIL**	**NIL**	
	(c) Securitised Debt					
	Subtotal			**NIL**	**NIL**	
	Total			**0.00**	**0.00%**	
	Net Current Assets			**0.00**	**0.00%**	
	GRAND TOTAL			**0.00**	**0.00%**	

ISIN	Name of the Instrument	Value of security considered under Net Current Assets (Rs. In Lakhs)	% of Value of security considered under Net Current Assets to Net Assets	Total amount due including interest (Rs. In Lakhs)
INE587O07149	10.5% Altico Capital India Ltd Sr 10A NCD(26/9/19) - Matured #	0.00	0.00%	2,657.77
INE587O07156	10.5% Altico Capital I Sr 10B NCD(26/3/21) - Matured #	0.00	0.00%	3,899.65

 # Securities classified as below investment grade or default

BENCHMARK NAME - NIFTY ULTRA SHORT DURATION DEBT INDEX



NIPPON INDIA PHARMA FUND (An Open Ended Equity Scheme Investing In Pharma Sector)

Index

Monthly Portfolio Statement as on November 30,2021

ISIN	Name of the Instrument	Industry / Rating	Quantity	Market/Fair Value (Rs. in Lacs)	% to NAV	YIELD
	Equity & Equity related					
	(a) Listed / awaiting listing on Stock Exchanges					
INE044A01036	Sun Pharmaceutical Industries Limited	Pharmaceuticals	76,00,976	57,280.96	10.96%	
INE089A01023	Dr. Reddy's Laboratories Limited	Pharmaceuticals	10,50,000	49,096.43	9.40%	
INE059A01026	Cipla Limited	Pharmaceuticals	45,00,000	43,708.50	8.37%	
INE361B01024	Divi's Laboratories Limited	Pharmaceuticals	8,00,000	39,030.40	7.47%	
INE406A01037	Aurobindo Pharma Limited	Pharmaceuticals	55,00,000	36,313.75	6.95%	
INE437A01024	Apollo Hospitals Enterprise Limited	Healthcare Services	6,00,772	34,170.41	6.54%	
INE410P01011	Narayana Hrudayalaya Limited	Healthcare Services	49,50,026	29,517.01	5.65%	
INE326A01037	Lupin Limited	Pharmaceuticals	31,00,025	27,416.62	5.25%	
INE685A01028	Torrent Pharmaceuticals Limited	Pharmaceuticals	9,00,328	27,388.43	5.24%	
INE358A01014	Abbott India Limited	Pharmaceuticals	1,28,670	24,559.56	4.70%	
INE068V01023	Gland Pharma Limited	Pharmaceuticals	6,03,531	21,638.70	4.14%	
INE594H01019	Thyrocare Technologies Limited	Healthcare Services	18,56,748	20,526.35	3.93%	
INE061F01013	Fortis Healthcare Limited	Healthcare Services	70,00,000	19,656.00	3.76%	
INE058A01010	Sanofi India Limited	Pharmaceuticals	2,09,292	16,620.71	3.18%	
INE010B01027	Cadila Healthcare Limited	Pharmaceuticals	30,00,000	13,957.50	2.67%	
INE873D01024	Indoco Remedies Limited	Pharmaceuticals	23,33,083	9,057.03	1.73%	
INE043W01024	Vijaya Diagnostic Centre Limited	Healthcare Services	12,86,318	7,415.62	1.42%	
INE182A01018	Pfizer Limited	Pharmaceuticals	1,25,337	6,513.07	1.25%	
INE540L01014	Alkem Laboratories Limited	Pharmaceuticals	1,26,903	4,560.20	0.87%	
INE191A01027	Orchid Pharma Limited	Pharmaceuticals	10,00,000	3,951.00	0.76%	
INE700A01033	Jubilant Pharmova Limited	Pharmaceuticals	5,50,339	3,213.15	0.62%	
INE144Z01023	Tarsons Products Limited	Healthcare Services	4,30,900	3,005.31	0.58%	
INE075I01017	Healthcare Global Enterprises Limited	Healthcare Services	10,00,668	2,532.19	0.48%	
	Subtotal			**5,01,128.90**	**95.92%**	
	(b) UNLISTED			**NIL**	**NIL**	**NIL**
	Subtotal			**NIL**	**NIL**	**NIL**
	Total			**5,01,128.90**	**95.92%**	
	Money Market Instruments					
	Triparty Repo/ Reverse Repo Instrument					
	Triparty Repo			24,282.25	4.65%	
	Total			**24,282.25**	**4.65%**	
	OTHERS					
	Cash Margin - Derivatives			935.00	0.18%	
	Cash Margin - CCIL			0.00	$0.00%	
	Total			**935.00**	**0.18%**	
	Net Current Assets			**(3,929.34)**	**-0.75%**	
	GRAND TOTAL			**5,22,416.81**	**100.00%**	

$ Less Than 0.01% of NAV

SCHEME RISK-O-METER

BENCHMARK NAME - S&P BSE HEALTHCARE TRI
BENCHMARK RISK-O-METER

NIPPON INDIA CONSUMPTION FUND (An Open Ended Equity Scheme Following Consumption Theme)

Index

Monthly Portfolio Statement as on November 30,2021

ISIN	Name of the Instrument	Industry / Rating	Quantity	Market/Fair Value (Rs. in Lacs)	% to NAV	YIELD
	Equity & Equity related					
	(a) Listed / awaiting listing on Stock Exchanges					
INE030A01027	Hindustan Unilever Limited	Consumer Non Durables	49,000	1,135.60	6.30%	
INE154A01025	ITC Limited	Consumer Non Durables	4,60,000	1,017.29	5.65%	
INE854D01024	United Spirits Limited	Consumer Non Durables	93,000	821.14	4.56%	
INE123W01016	SBI Life Insurance Company Limited	Insurance	62,000	719.54	3.99%	
INE274F01020	Westlife Development Limited	Leisure Services	1,30,089	713.54	3.96%	
INE018E01016	SBI Cards and Payment Services Limited	Finance	72,000	684.36	3.80%	
INE686F01025	United Breweries Limited	Consumer Non Durables	43,000	646.87	3.59%	
INE102D01028	Godrej Consumer Products Limited	Consumer Non Durables	70,000	646.17	3.59%	
INE397D01024	Bharti Airtel Limited	Telecom - Services	85,000	619.01	3.44%	
INE216A01030	Britannia Industries Limited	Consumer Non Durables	17,000	602.74	3.35%	
INE299U01018	Crompton Greaves Consumer Electricals Limited	Consumer Durables	1,25,000	560.31	3.11%	
INE472A01039	Blue Star Limited	Consumer Durables	58,049	550.77	3.06%	
INE498B01024	Shoppers Stop Limited	Retailing	1,70,322	550.57	3.06%	
INE176A01028	Bata India Limited	Consumer Durables	28,000	525.90	2.92%	
INE238A01034	Axis Bank Limited	Banks	80,000	524.52	2.91%	
INE040A01034	HDFC Bank Limited	Banks	34,000	507.81	2.82%	
INE849A01020	Trent Limited	Retailing	50,000	507.20	2.82%	
INE455K01017	Polycab India Limited	Industrial Products	21,000	484.25	2.69%	
INE944F01028	Radico Khaitan Limited	Consumer Non Durables	40,000	448.92	2.49%	
INE002S01010	Mahanagar Gas Limited	Gas	47,000	431.13	2.39%	
INE572A01028	JB Chemicals & Pharmaceuticals Limited	Pharmaceuticals	25,500	417.87	2.32%	
INE765G01017	ICICI Lombard General Insurance Company Limited	Insurance	28,000	402.46	2.23%	
INE758T01015	Zomato Limited	Retailing	2,43,055	370.78	2.06%	
INE101A01026	Mahindra & Mahindra Limited	Auto	44,000	367.62	2.04%	
INE761H01022	Page Industries Limited	Textile Products	850	326.32	1.81%	
INE094J01016	UTI Asset Management Company Limited	Capital Markets	29,340	321.46	1.78%	
INE585B01010	Maruti Suzuki India Limited	Auto	4,500	318.05	1.77%	
INE421D01022	CCL Products (India) Limited	Consumer Non Durables	71,618	289.23	1.61%	
INE08ZM01014	Greenpanel Industries Limited	Consumer Durables	74,289	277.25	1.54%	
INE647O01011	Aditya Birla Fashion and Retail Limited	Retailing	1,00,000	255.10	1.42%	
INE053A01029	The Indian Hotels Company Limited	Leisure Services	1,40,000	252.42	1.40%	
INE192R01011	Avenue Supermarts Limited	Retailing	5,000	235.55	1.31%	
INE917I01010	Bajaj Auto Limited	Auto	6,000	194.42	1.08%	
INE494B01023	TVS Motor Company Limited	Auto	20,000	137.30	0.76%	
IN9397D01014	Bharti Airtel Limited - Partly paid up share	Telecom - Services	21,071	82.35	0.46%	
INE053A20011	The Indian Hotels Company Limited - Rights Form	Leisure Services	15,555	4.85	0.03%	
	Subtotal			**16,950.67**	**94.12%**	
	(b) UNLISTED			**NIL**	**NIL**	**NIL**
	Subtotal			**NIL**	**NIL**	**NIL**
	Total			**16,950.67**	**94.12%**	
	Debt Instruments					
	(a) Listed / awaiting listing on Stock Exchange					
	Non Convertible Debentures					
INE216A08027	5.5% Britannia Industries Limited **	CRISIL AAA	13,000	3.77	0.02%	5.51%
	Subtotal			**3.77**	**0.02%**	
	(b) Privately placed / Unlisted			**NIL**	**NIL**	**NIL**
	Subtotal			**NIL**	**NIL**	**NIL**
	(c) Securitised Debt					
	Subtotal			**NIL**	**NIL**	
	Total			**3.77**	**0.02%**	
	Money Market Instruments					
	Triparty Repo/ Reverse Repo Instrument					
	Triparty Repo			1,453.59	8.07%	
	Total			**1,453.59**	**8.07%**	
	OTHERS					
	Cash Margin - CCIL			0.00	$0.00%	
	Total			**0.00**	**0.00%**	
	Net Current Assets			**(396.62)**	**-2.21%**	
	GRAND TOTAL			**18,011.41**	**100.00%**	

**** Non Traded Securities/Illiquid Securities**
$ Less Than 0.01% of NAV

SCHEME RISK-O-METER

BENCHMARK NAME - NIFTY INDIA CONSUMPTION TRI
BENCHMARK RISK-O-METER

NIPPON INDIA BALANCED ADVANTAGE FUND (An Open Ended Dynamic Asset Allocation Fund)

Index

Monthly Portfolio Statement as on November 30,2021

ISIN	Name of the Instrument	Industry / Rating	Quantity	Market/Fair Value (Rs. in Lacs)	% to NAV	YIELD
	Equity & Equity related					
	(a) Listed / awaiting listing on Stock Exchanges					
INE090A01021	ICICI Bank Limited	Banks	42,94,926	30,680.80	5.82%	
INE009A01021	Infosys Limited	Software	14,98,450	25,663.20	4.86%	
INE040A01034	HDFC Bank Limited	Banks	13,29,813	19,861.42	3.76%	
INE002A01018	Reliance Industries Limited	Petroleum Products	6,31,745	15,195.99	2.88%	
INE030A01027	Hindustan Unilever Limited	Consumer Non Durables	5,60,695	12,994.39	2.46%	
INE238A01034	Axis Bank Limited	Banks	17,54,434	11,502.95	2.18%	
INE062A01020	State Bank of India	Banks	24,47,992	11,274.23	2.14%	
INE154A01025	ITC Limited	Consumer Non Durables	45,92,313	10,155.90	1.93%	
INE397D01024	Bharti Airtel Limited	Telecom - Services	13,06,512	9,514.67	1.80%	
INE001A01036	Housing Development Finance Corporation Limited	Finance	3,25,911	8,711.93	1.65%	
INE018A01030	Larsen & Toubro Limited	Construction Project	4,72,000	8,329.62	1.58%	
INE860A01027	HCL Technologies Limited	Software	6,86,516	7,817.01	1.48%	
INE149A01033	Cholamandalam Financial Holdings Limited	Finance	8,71,846	6,091.15	1.15%	
INE669C01036	Tech Mahindra Limited	Software	3,87,957	5,980.16	1.13%	
INE733E01010	NTPC Limited	Power	45,19,300	5,750.81	1.09%	
INE123W01016	SBI Life Insurance Company Limited	Insurance	4,58,500	5,321.12	1.01%	
INE029A01011	Bharat Petroleum Corporation Limited	Petroleum Products	13,82,656	5,115.83	0.97%	
INE075A01022	Wipro Limited	Software	7,81,757	4,981.75	0.94%	
INE918I01018	Bajaj Finserv Limited	Insurance	26,000	4,481.71	0.85%	
INE018E01016	SBI Cards and Payment Services Limited	Finance	4,65,000	4,419.83	0.84%	
INE686F01025	United Breweries Limited	Consumer Non Durables	2,90,000	4,362.62	0.83%	
INE061F01013	Fortis Healthcare Limited	Healthcare Services	15,47,860	4,346.39	0.82%	
INE854D01024	United Spirits Limited	Consumer Non Durables	4,48,750	3,962.24	0.75%	
INE155A01022	Tata Motors Limited	Auto	8,57,150	3,930.89	0.75%	
INE263A01024	Bharat Electronics Limited	Aerospace & Defense	18,67,866	3,805.78	0.72%	
INE012A01025	ACC Limited	Cement & Cement Products	1,61,227	3,686.29	0.70%	
INE101A01026	Mahindra & Mahindra Limited	Auto	4,35,000	3,634.43	0.69%	
INE200M01013	Varun Beverages Limited	Consumer Non Durables	4,07,613	3,633.67	0.69%	
INE038A01020	Hindalco Industries Limited	Non - Ferrous Metals	8,42,193	3,476.15	0.66%	
INE180A01020	Max Financial Services Limited	Insurance	3,65,848	3,439.89	0.65%	
INE102D01028	Godrej Consumer Products Limited	Consumer Non Durables	3,64,000	3,360.08	0.64%	
INE572A01028	JB Chemicals & Pharmaceuticals Limited	Pharmaceuticals	1,99,752	3,273.34	0.62%	
INE058A01010	Sanofi India Limited	Pharmaceuticals	40,363	3,205.39	0.61%	
INE949L01017	AU Small Finance Bank Limited	Banks	2,90,442	3,183.53	0.60%	
INE274F01020	Westlife Development Limited	Leisure Services	5,69,760	3,125.13	0.59%	
INE758T01015	Zomato Limited	Retailing	20,47,290	3,123.14	0.59%	
INE494B01023	TVS Motor Company Limited	Auto	4,38,600	3,010.99	0.57%	
INE044A01036	Sun Pharmaceutical Industries Limited	Pharmaceuticals	3,87,927	2,923.42	0.55%	
INE0GK401011	Tatva Chintan Pharma Chem Limited	Chemicals	1,18,982	2,802.80	0.53%	
INE465A01025	Bharat Forge Limited	Industrial Products	3,98,171	2,761.91	0.52%	
INE237A01028	Kotak Mahindra Bank Limited	Banks	1,38,408	2,715.43	0.51%	
INE134E01011	Power Finance Corporation Limited	Finance	22,43,972	2,609.74	0.49%	
INE191H01014	PVR Limited	Entertainment	1,90,000	2,606.04	0.49%	
INE233A01035	Godrej Industries Limited	Consumer Non Durables	4,47,657	2,548.51	0.48%	
INE081A01012	Tata Steel Limited	Ferrous Metals	2,35,150	2,518.93	0.48%	
INE647O01011	Aditya Birla Fashion and Retail Limited	Retailing	9,67,575	2,468.28	0.47%	
INE299U01018	Crompton Greaves Consumer Electricals Limited	Consumer Durables	5,45,000	2,442.96	0.46%	
INE00R701025	Dalmia Bharat Limited	Cement & Cement Products	1,28,889	2,414.61	0.46%	
INE208A01029	Ashok Leyland Limited	Auto	20,08,248	2,403.87	0.46%	
INE04I401011	KPIT Technologies Limited	Software	4,76,488	2,356.95	0.45%	
INE745G01035	Multi Commodity Exchange of India Limited	Capital Markets	1,47,211	2,353.98	0.45%	
INE786A01032	JK Lakshmi Cement Limited	Cement & Cement Products	3,70,000	2,349.32	0.45%	
INE825A01012	Vardhman Textiles Limited	Textiles - Cotton	1,08,885	2,212.49	0.42%	
INE059A01026	Cipla Limited	Pharmaceuticals	2,23,970	2,175.42	0.41%	
INE213A01029	Oil & Natural Gas Corporation Limited	Oil	15,00,000	2,131.50	0.40%	
INE732I01013	Angel One Limited	Capital Markets	2,09,757	2,127.46	0.40%	
INE752E01010	Power Grid Corporation of India Limited	Power	10,15,184	2,098.89	0.40%	
INE571A01020	IPCA Laboratories Limited	Pharmaceuticals	98,032	2,058.87	0.39%	
INE178A01016	Chennai Petroleum Corporation Limited	Petroleum Products	17,43,507	1,822.84	0.35%	
INE982F01036	Hathway Cable & Datacom Limited	Entertainment	90,00,000	1,800.00	0.34%	
INE477A01020	Can Fin Homes Limited	Finance	3,04,272	1,795.51	0.34%	
INE136B01020	Cyient Limited	Software	1,76,463	1,786.60	0.34%	
INE002S01010	Mahanagar Gas Limited	Gas	1,80,000	1,651.14	0.31%	
INE326A01037	Lupin Limited	Pharmaceuticals	1,75,906	1,555.71	0.29%	
INE472A01039	Blue Star Limited	Consumer Durables	1,50,079	1,423.95	0.27%	
INE114A01011	Steel Authority of India Limited	Ferrous Metals	13,88,500	1,389.19	0.26%	
INE094J01016	UTI Asset Management Company Limited	Capital Markets	1,19,197	1,305.98	0.25%	
INE205A01025	Vedanta Limited	Non - Ferrous Metals	3,41,900	1,158.53	0.22%	
INE455K01017	Polycab India Limited	Industrial Products	49,500	1,141.45	0.22%	
INE780C01023	JM Financial Limited	Finance	14,75,965	1,050.15	0.20%	
INE775A01035	Motherson Sumi Systems Limited	Auto Ancillaries	4,50,730	945.86	0.18%	
IN9397D01014	Bharti Airtel Limited - Partly paid up share	Telecom - Services	74,242	290.14	0.05%	
	Subtotal			**3,44,602.85**	**65.29%**	
	(b) UNLISTED			**NIL**	**NIL**	**NIL**
	Subtotal			**NIL**	**NIL**	**NIL**
	Total			**3,44,602.85**	**65.29%**	
	Debt Instruments					
	(a) Listed / awaiting listing on Stock Exchange					
	Government Securities					
IN0020020072	8.35% Government of India	SOVEREIGN	1,25,00,000	12,748.98	2.42%	3.89%
IN0020200112	5.22% Government of India	SOVEREIGN	1,25,00,000	12,461.89	2.36%	5.31%
IN0020130012	7.16% Government of India	SOVEREIGN	75,00,000	7,777.51	1.47%	4.53%
IN0020120013	8.15% Government of India	SOVEREIGN	75,00,000	7,664.97	1.45%	3.90%
IN0020200021	5.09% Government of India	SOVEREIGN	75,00,000	7,535.69	1.43%	3.77%
IN0020210137	4.68% Government of India	SOVEREIGN	75,00,000	7,450.31	1.41%	7.76%
IN0020160118	6.79% Government of India	SOVEREIGN	50,00,000	5,149.99	0.98%	6.31%
IN0020200120	4.62% Government of India	SOVEREIGN	50,00,000	5,049.07	0.96%	7.69%
	Non Convertible Debentures					
INE225R08014	7.1% HDFC Ergo General Insurance Company Limited **	CRISIL AAA	600	5,997.64	1.14%	7.10%
INE134E08KC1	8.85% Power Finance Corporation Limited **	CRISIL AAA	500	5,572.99	1.06%	6.83%
INE020B08DR1	5.74% REC Limited **	CRISIL AAA	500	5,029.30	0.95%	5.46%
INE040A08401	6.44% HDFC Bank Limited **	CRISIL AAA	500	4,949.02	0.94%	6.63%
INE041007084	7.05% Embassy Office Parks REIT **	CRISIL AAA	450	4,492.37	0.85%	7.28%
INE507T07070	7.4% Summit Digitel Infrastructure Private Limited **	CRISIL AAA	450	4,484.92	0.85%	7.68%
INE261F08CA0	6.4% National Bank For Agriculture and Rural Development	ICRA AAA	400	4,097.39	0.78%	4.82%
INE219X07124	7.25% India Grid Trust InvIT Fund **	FITCH AAA	400	4,081.53	0.77%	6.56%
INE201P08167	6.7% G R Infraprojects Limited **	CARE AA	400	3,967.72	0.75%	7.01%
INE692A08094	7.42% Union Bank of India **	CRISIL AA+	350	3,549.09	0.67%	7.19%
INE540P07079	8.97% U.P. Power Corporation Limited **	FITCH AA(CE)	300	3,079.40	0.58%	7.62%
INE511N08016	7.5% Max Life Insurance Company Limited **	CRISIL AA+	300	3,009.47	0.57%	7.42%
INE726G08014	6.85% ICICI Prudential Life Insurance Company Limited **	CRISIL AAA	300	3,005.15	0.57%	6.81%
INE018A08BA7	7.7% Larsen & Toubro Limited **	CRISIL AAA	250	2,656.39	0.50%	5.61%
INE790Z07012	9.04% IndInfravit Trust **	CRISIL AAA	250	2,545.45	0.48%	6.15%
INE160A08159	7.25% Punjab National Bank **	CRISIL AA+	250	2,527.94	0.48%	7.06%
INE308O08015	5.35% Telesonic Networks Limited	CRISIL AA+	250	2,503.20	0.47%	5.25%
INE041007076	6.25% Embassy Office Parks REIT **	CRISIL AAA	250	2,497.63	0.47%	6.44%
INE883F07199	8.2% Aadhar Housing Finance Limited **	CARE AA	200	2,056.14	0.39%	6.43%
INE414G07FT8	7.1% Muthoot Finance Limited	CRISIL AA+	2,00,000	2,029.17	0.38%	6.45%
INE091A08149	9.5% Nirma Limited	CRISIL AA-	200	2,029.07	0.38%	6.70%
INE267A08012	5.35% Hindustan Zinc Limited **	CRISIL AAA	250	2,011.31	0.38%	4.96%
INE062A08264	5.83% State Bank of India **	CRISIL AAA	200	1,951.94	0.37%	6.19%
INE233A08048	6.92% Godrej Industries Limited **	CRISIL AA	150	1,530.73	0.29%	6.22%
INE343G08018	6% Bharti Hexacom Limited **	CRISIL AA+	150	1,501.09	0.28%	5.95%
INE343G08026	5.9% Bharti Hexacom Limited **	CRISIL AA+	150	1,495.86	0.28%	6.03%
INE020B08BF0	8.45% REC Limited **	CRISIL AAA	116	1,176.00	0.22%	3.80%
INE002A08575	8.3% Reliance Industries Limited **	CRISIL AAA	33	333.69	0.06%	3.82%
INE020B08BD5	8.83% REC Limited **	CRISIL AAA	2	20.14	$0.00%	3.66%
	Subtotal			**1,50,020.15**	**28.39%**	
	(b) Privately placed / Unlisted			**NIL**	**NIL**	**NIL**
	Subtotal			**NIL**	**NIL**	**NIL**
	(c) Securitised Debt					
	Subtotal			**NIL**	**NIL**	
	Total			**1,50,020.15**	**28.39%**	
	Money Market Instruments					
	Triparty Repo/ Reverse Repo Instrument					
	Triparty Repo			16,443.04	3.12%	
	Total			**16,443.04**	**3.12%**	
	Exchange Traded Funds					
INF204KB15D0	Nippon India ETF Sensex Next 50		33,68,092	1,634.54	0.31%	
	Total			**1,634.54**	**0.31%**	
	OTHERS					
	Cash Margin - Derivatives			14,900.00	2.82%	
	Cash Margin - CCIL			25.00	$0.00%	
	Total			**14,925.00**	**2.82%**	
	Net Current Assets			**(67.10)**	**0.07%**	
	GRAND TOTAL			**5,27,558.48**	**100.00%**	

**** Non Traded Securities/Illiquid Securities**
$ Less Than 0.01% of NAV

Details of Stock Future / Index Future

Long/Short	Name of the Instrument	industry	Quantity.	Market/Fair Value (Rs. in Lacs).	% to NAV.
Short	Nifty 50 Index_30/12/2021	Index	114050	19,426.82	3.68%
Short	ICICI Bank Limited_30/12/2021	Banks	1799875	12,884.41	2.44%
Short	Infosys Limited_30/12/2021	Software	638100	10,962.56	2.08%
Short	HDFC Bank Limited_30/12/2021	Banks	576400	8,614.87	1.63%
Short	Reliance Industries Limited_30/12/2021	Petroleum Products	274250	6,616.42	1.25%
Short	Hindustan Unilever Limited_30/12/2021	Consumer Non Dura	225300	5,240.59	0.99%
Short	State Bank of India_30/12/2021	Banks	1059000	4,889.40	0.93%
Short	Axis Bank Limited_30/12/2021	Banks	693600	4,553.14	0.86%
Short	ITC Limited_30/12/2021	Consumer Non Dura	1987200	4,411.58	0.84%
Short	Bharti Airtel Limited_30/12/2021	Telecom - Services	526194	3,846.48	0.73%
Short	Larsen & Toubro Limited_30/12/2021	Construction Projec	204125	3,612.81	0.68%
Short	Housing Development Finance Corporation Limited_30/12/20	Finance	125700	3,373.73	0.64%
Short	HCL Technologies Limited_30/12/2021	Software	266700	3,047.98	0.58%
Short	Tech Mahindra Limited_30/12/2021	Software	168000	2,600.30	0.49%
Short	NTPC Limited_30/12/2021	Power	1966500	2,506.30	0.48%
Short	SBI Life Insurance Company Limited_30/12/2021	Insurance	198750	2,309.67	0.44%
Short	Bharat Petroleum Corporation Limited_30/12/2021	Petroleum Products	597600	2,215.60	0.42%
Short	Wipro Limited_30/12/2021	Software	338400	2,162.21	0.41%
Short	United Breweries Limited_30/12/2021	Consumer Non Dura	125300	1,884.57	0.36%
Short	Bajaj Finserv Limited_30/12/2021	Insurance	10575	1,828.12	0.35%
Short	United Spirits Limited_30/12/2021	Consumer Non Dura	193750	1,717.79	0.33%
Short	SBI Cards and Payment Services Limited_30/12/2021	Finance	179500	1,709.29	0.32%
Short	Tata Motors Limited_30/12/2021	Auto	370500	1,705.41	0.32%
Short	Bharat Electronics Limited_30/12/2021	Aerospace & Defens	809400	1,648.75	0.31%
Short	Hindalco Industries Limited_30/12/2021	Non - Ferrous Metal	364425	1,507.63	0.29%
Short	Godrej Consumer Products Limited_30/12/2021	Consumer Non Dura	157500	1,457.82	0.28%
Short	Mahindra & Mahindra Limited_30/12/2021	Auto	170100	1,425.44	0.27%
Short	AU Small Finance Bank Limited_30/12/2021	Banks	126000	1,381.40	0.26%
Short	Sun Pharmaceutical Industries Limited_30/12/2021	Pharmaceuticals	168000	1,270.33	0.24%
Short	TVS Motor Company Limited_30/12/2021	Auto	184800	1,263.29	0.24%
Short	Bharat Forge Limited_30/12/2021	Industrial Products	172500	1,200.69	0.23%

Short	Kotak Mahindra Bank Limited_30/12/2021	Banks	60000	1,180.53	0.22%
Short	ACC Limited_30/12/2021	Cement & Cement P	51000	1,170.25	0.22%
Short	Power Finance Corporation Limited_30/12/2021	Finance	967200	1,129.21	0.21%
Short	PVR Limited_30/12/2021	Entertainment	82214	1,126.29	0.21%
Short	Tata Steel Limited_30/12/2021	Ferrous Metals	101575	1,092.03	0.21%
Short	Aditya Birla Fashion and Retail Limited_30/12/2021	Retailing	418600	1,071.83	0.20%
Short	Max Financial Services Limited_30/12/2021	Insurance	112450	1,058.32	0.20%
Short	Ashok Leyland Limited_30/12/2021	Auto	868500	1,040.46	0.20%
Short	Cipla Limited_30/12/2021	Pharmaceuticals	96850	944.63	0.18%
Short	Oil & Natural Gas Corporation Limited_30/12/2021	Oil	646800	921.69	0.17%
Short	Power Grid Corporation of India Limited_30/12/2021	Power	447972	902.44	0.17%
Short	Vedanta Limited_30/12/2021	Non - Ferrous Metal	198400	673.47	0.13%
Short	Lupin Limited_30/12/2021	Pharmaceuticals	75650	670.45	0.13%
Short	Steel Authority of India Limited_30/12/2021	Ferrous Metals	598500	601.19	0.11%
Short	Motherson Sumi Systems Limited_30/12/2021	Auto Ancillaries	192500	404.83	0.08%

Disclosure of Yield to Call

"With Reference to " AMFI Best Practices Guidelines Circular No. 91/ 2020 – 21 on Valuation of AT-1 Bonds and Tier 2 Bonds" disclosure of Yield to Call as follows"

isin_code	security_name	Yield to Call
INE160A08159	7.25% PNB Sr21 BSIII Tier2 (M29/7/30) CALL29/7/25	6.88%
INE062A08264	5.83% SBI Sr3 BSIII Tier2 (M26/10/30)CALL24/10/25	6.54%
INE692A08094	7.42% Union Bk of Ind BSIII Tier2 NCD (MD16/09/30)	6.97%

SCHEME RISK-O-METER

BENCHMARK NAME - CRISIL HYBRID 35+65 - AGGRESSIVE INDEX
BENCHMARK RISK-O-METER

Nippon India Dynamic Bond Fund (An open ended dynamic debt scheme investing across duration)

Index

Monthly Portfolio Statement as on November 30,2021

ISIN	Name of the Instrument	Industry / Rating	Quantity	Market/Fair Value (Rs. in Lacs)	% to NAV	YIELD
	Debt Instruments					
	(a) Listed / awaiting listing on Stock Exchange					
	Government Securities					
IN2220200017	7.83% State Government Securities	SOVEREIGN	2,20,00,000	23,468.65	5.80%	6.77%
IN1520200305	6.84% State Government Securities	SOVEREIGN	2,30,00,000	23,025.05	5.69%	6.82%
IN3120210155	6.98% State Government Securities	SOVEREIGN	2,27,22,400	22,967.67	5.68%	6.82%
IN3120200115	6.6% State Government Securities	SOVEREIGN	2,14,39,300	21,226.58	5.25%	6.75%
IN2220200322	6.52% State Government Securities	SOVEREIGN	1,74,69,600	17,180.69	4.25%	6.77%
IN3120200362	6.95% State Government Securities	SOVEREIGN	1,35,00,000	13,613.14	3.36%	6.82%
IN1520200271	7.07% State Government Securities	SOVEREIGN	1,25,00,000	12,703.61	3.14%	6.83%
IN1520210148	6.93% State Government Securities	SOVEREIGN	1,25,00,000	12,594.93	3.11%	6.82%
IN2220200157	6.67% State Government Securities	SOVEREIGN	1,18,79,500	11,757.33	2.91%	6.81%
IN1920200285	6.97% State Government Securities	SOVEREIGN	1,15,00,000	11,619.75	2.87%	6.82%
IN1520200123	6.65% State Government Securities	SOVEREIGN	1,12,00,000	11,112.98	2.75%	6.77%
IN1920210037	6.96% State Government Securities	SOVEREIGN	1,10,00,000	11,107.22	2.74%	6.82%
IN1520190183	7.17% State Government Securities	SOVEREIGN	1,00,00,000	10,259.69	2.54%	6.75%
IN3120200222	6.33% State Government Securities	SOVEREIGN	97,89,000	9,512.97	2.35%	6.76%
IN1920190197	6.97% State Government Securities	SOVEREIGN	90,00,000	9,126.59	2.26%	6.74%
IN1920200418	6.49% State Government Securities	SOVEREIGN	85,00,000	8,343.18	2.06%	6.77%
IN2220200264	6.63% State Government Securities	SOVEREIGN	81,82,200	8,106.71	2.00%	6.77%
IN2220210073	6.78% State Government Securities	SOVEREIGN	80,00,000	7,984.50	1.97%	6.81%
IN1520200156	6.7% State Government Securities	SOVEREIGN	79,10,800	7,874.94	1.95%	6.77%
IN3120210213	6.97% State Government Securities	SOVEREIGN	75,00,000	7,576.93	1.87%	6.82%
IN1920200053	6.58% State Government Securities	SOVEREIGN	75,00,000	7,414.97	1.83%	6.76%
IN1920190213	7.09% State Government Securities	SOVEREIGN	66,60,000	6,802.26	1.68%	6.75%
IN2220200025	7.6% State Government Securities	SOVEREIGN	60,00,000	6,314.22	1.56%	6.77%
IN1520200214	6.5% State Government Securities	SOVEREIGN	59,06,000	5,801.00	1.43%	6.77%
IN1920200491	6.52% State Government Securities	SOVEREIGN	58,94,400	5,796.74	1.43%	6.77%
IN1520200297	7.11% State Government Securities	SOVEREIGN	55,05,300	5,610.42	1.39%	6.83%
IN1920190205	7.08% State Government Securities	SOVEREIGN	55,00,000	5,593.89	1.38%	6.83%
IN1520200354	6.9% State Government Securities	SOVEREIGN	55,00,000	5,553.96	1.37%	6.74%
IN1920200137	6.48% State Government Securities	SOVEREIGN	45,00,000	4,415.45	1.09%	6.77%
IN1520190217	7.04% State Government Securities	SOVEREIGN	40,00,000	4,072.95	1.01%	6.75%
IN2120190144	7.04% State Government Securities	SOVEREIGN	40,00,000	4,068.09	1.01%	6.77%
IN2220200280	6.56% State Government Securities	SOVEREIGN	41,14,100	4,057.13	1.00%	6.77%
IN1920200533	6.51% State Government Securities	SOVEREIGN	40,00,000	3,930.71	0.97%	6.77%
IN3120200016	7.75% State Government Securities	SOVEREIGN	35,00,000	3,716.89	0.92%	6.76%
IN2220200033	6.54% State Government Securities	SOVEREIGN	33,11,800	3,267.70	0.81%	6.75%
IN1520200172	6.84% State Government Securities	SOVEREIGN	30,00,000	3,014.02	0.74%	6.77%
IN3120200255	6.5% State Government Securities	SOVEREIGN	30,00,000	2,947.97	0.73%	6.76%
IN3120200339	6.53% State Government Securities	SOVEREIGN	30,00,000	2,940.72	0.73%	6.82%
IN2220190101	7.27% State Government Securities	SOVEREIGN	25,00,000	2,580.24	0.64%	6.75%
IN2120210033	6.85% State Government Securities	SOVEREIGN	25,00,000	2,499.80	0.62%	6.85%
IN2020200092	6.63% State Government Securities	SOVEREIGN	25,00,000	2,478.61	0.61%	6.76%
IN3120200347	6.57% State Government Securities	SOVEREIGN	25,00,000	2,457.20	0.61%	6.82%
IN3120200065	6.73% State Government Securities	SOVEREIGN	24,45,200	2,442.81	0.60%	6.74%
IN3120200214	6.41% State Government Securities	SOVEREIGN	25,00,000	2,442.55	0.60%	6.76%
IN2120200109	6.57% State Government Securities	SOVEREIGN	22,00,000	2,171.06	0.54%	6.78%
IN2220190036	7.39% State Government Securities	SOVEREIGN	20,00,000	2,079.13	0.51%	6.77%
IN1920190163	7.2% State Government Securities	SOVEREIGN	20,00,000	2,050.11	0.51%	6.83%
IN1920210052	6.95% State Government Securities	SOVEREIGN	20,00,000	2,017.50	0.50%	6.83%
IN1520200222	6.49% State Government Securities	SOVEREIGN	15,00,000	1,483.70	0.37%	6.67%
IN2120200083	6.73% State Government Securities	SOVEREIGN	11,50,000	1,147.37	0.28%	6.77%
IN1520190175	7.18% State Government Securities	SOVEREIGN	10,00,000	1,026.55	0.25%	6.75%
IN1520200289	7.08% State Government Securities	SOVEREIGN	10,00,000	1,017.03	0.25%	6.83%
IN2220200223	6.87% State Government Securities	SOVEREIGN	10,00,000	1,006.56	0.25%	6.77%
IN1520200164	6.83% State Government Securities	SOVEREIGN	10,00,000	1,004.00	0.25%	6.77%
IN1920200319	6.61% State Government Securities	SOVEREIGN	10,00,000	989.53	0.24%	6.77%
IN1920200335	6.51% State Government Securities	SOVEREIGN	8,46,700	832.24	0.21%	6.77%
IN1520200131	6.45% State Government Securities	SOVEREIGN	8,18,800	801.75	0.20%	6.77%
IN1920180156	8.22% State Government Securities	SOVEREIGN	5,00,000	545.94	0.13%	6.85%
IN1920190155	7.17% State Government Securities	SOVEREIGN	5,00,000	513.03	0.13%	6.75%
IN2220200348	7.08% State Government Securities	SOVEREIGN	5,00,000	508.76	0.13%	6.82%
IN3120210148	6.97% State Government Securities	SOVEREIGN	5,00,000	505.04	0.12%	6.82%
IN2020190228	6.84% State Government Securities	SOVEREIGN	5,00,000	502.47	0.12%	6.76%
IN1920200210	6.56% State Government Securities	SOVEREIGN	5,00,000	493.16	0.12%	6.77%
IN1520200040	6.47% State Government Securities	SOVEREIGN	5,00,000	491.15	0.12%	6.75%
IN1520200073	6.54% State Government Securities	SOVEREIGN	2,17,100	213.91	0.05%	6.77%
IN3120190217	7.17% State Government Securities	SOVEREIGN	1,00,000	103.04	0.03%	6.67%
IN1520200032	6.6% State Government Securities	SOVEREIGN	1,00,000	99.61	0.02%	6.67%
	Subtotal			**3,82,986.05**	**94.64%**	
	(b) Privately placed / Unlisted			**NIL**	**NIL**	**NIL**
	Subtotal			**NIL**	**NIL**	**NIL**
	(c) Securitised Debt					
	Subtotal			**NIL**	**NIL**	
	Total			**3,82,986.05**	**94.64%**	
	Money Market Instruments					
	Triparty Repo/ Reverse Repo Instrument					
	Triparty Repo			15,771.72	3.90%	
	Total			**15,771.72**	**3.90%**	
	OTHERS					
	Cash Margin - CCIL			250.00	0.06%	
	Total			**250.00**	**0.06%**	
	Net Current Assets			**5,662.88**	**1.40%**	
	GRAND TOTAL			**4,04,670.65**	**100.00%**	

SCHEME RISK-O-METER

BENCHMARK NAME - CRISIL DYNAMIC DEBT INDEX
BENCHMARK RISK-O-METER

NIPPON INDIA MULTI CAP FUND (Multi Cap Fund - An Open Ended Equity Scheme Investing Across Large Cap, Mid Cap, Small Cap Stocks)

Index

Monthly Portfolio Statement as on November 30,2021

ISIN	Name of the Instrument	Industry / Rating	Quantity	Market/Fair Value (Rs. in Lacs)	% to NAV	YIELD
	Equity & Equity related					
	(a) Listed / awaiting listing on Stock Exchanges					
INE473A01011	Linde India Limited	Chemicals	31,60,849	79,282.00	7.33%	
INE397D01024	Bharti Airtel Limited	Telecom - Services	70,00,000	50,977.50	4.71%	
INE018A01030	Larsen & Toubro Limited	Construction Project	27,00,000	47,648.25	4.40%	
INE860A01027	HCL Technologies Limited	Software	36,00,000	40,991.40	3.79%	
INE040A01034	HDFC Bank Limited	Banks	27,00,448	40,332.54	3.73%	
INE062A01020	State Bank of India	Banks	80,00,000	36,844.00	3.41%	
INE053A01029	The Indian Hotels Company Limited	Leisure Services	2,00,00,000	36,060.00	3.33%	
INE002A01018	Reliance Industries Limited	Petroleum Products	13,50,000	32,472.90	3.00%	
INE090A01021	ICICI Bank Limited	Banks	45,00,000	32,145.75	2.97%	
INE230A01023	EIH Limited	Leisure Services	2,37,53,076	28,598.70	2.64%	
INE717A01029	Kennametal India Limited	Industrial Capital Goods	17,37,159	26,432.61	2.44%	
INE647O01011	Aditya Birla Fashion and Retail Limited	Retailing	95,22,363	24,291.55	2.25%	
INE018E01016	SBI Cards and Payment Services Limited	Finance	25,00,657	23,768.74	2.20%	
INE001A01036	Housing Development Finance Corporation Limited	Finance	8,00,000	21,384.80	1.98%	
INE386A01015	Vesuvius India Limited	Industrial Products	17,01,107	19,974.40	1.85%	
INE152M01016	Triveni Turbine Limited	Industrial Capital Goods	99,61,995	18,519.35	1.71%	
INE366I01010	VRL Logistics Limited	Transportation	39,31,203	17,869.28	1.65%	
INE733E01010	NTPC Limited	Power	1,30,00,000	16,542.50	1.53%	
INE256A01028	Zee Entertainment Enterprises Limited	Entertainment	50,00,000	16,215.00	1.50%	
INE180A01020	Max Financial Services Limited	Insurance	17,00,765	15,991.44	1.48%	
INE410P01011	Narayana Hrudayalaya Limited	Healthcare Services	24,96,260	14,885.20	1.38%	
INE976G01028	RBL Bank Limited	Banks	80,00,000	14,612.00	1.35%	
INE238A01034	Axis Bank Limited	Banks	22,00,121	14,425.09	1.33%	
INE467B01029	Tata Consultancy Services Limited	Software	4,00,000	14,116.60	1.30%	
INE671A01010	Honeywell Automation India Limited	Industrial Capital Goods	35,434	13,781.89	1.27%	
INE498B01024	Shoppers Stop Limited	Retailing	39,28,503	12,698.89	1.17%	
IN9397D01014	Bharti Airtel Limited - Partly paid up share	Telecom - Services	31,92,904	12,477.87	1.15%	
INE520A01027	Zensar Technologies Limited	Software	27,27,598	12,180.09	1.13%	
INE536H01010	Mahindra CIE Automotive Limited	Industrial Products	48,48,989	11,603.63	1.07%	
INE154A01025	ITC Limited	Consumer Non Durables	50,00,000	11,057.50	1.02%	
INE009A01021	Infosys Limited	Software	6,25,504	10,712.69	0.99%	
INE758T01015	Zomato Limited	Retailing	70,00,000	10,678.50	0.99%	
INE766P01016	Mahindra Logistics Limited	Transportation	15,53,999	10,202.78	0.94%	
INE849A01020	Trent Limited	Retailing	10,00,000	10,144.00	0.94%	
INE477A01020	Can Fin Homes Limited	Finance	17,00,125	10,032.46	0.93%	
INE114A01011	Steel Authority of India Limited	Ferrous Metals	1,00,25,029	10,030.04	0.93%	
INE117A01022	ABB India Limited	Industrial Capital Goods	4,46,556	9,207.31	0.85%	
INE235A01022	Finolex Cables Limited	Industrial Products	15,51,958	8,800.38	0.81%	
INE361B01024	Divi's Laboratories Limited	Pharmaceuticals	1,80,000	8,781.84	0.81%	
INE152A01029	Thermax Limited	Industrial Capital Goods	4,94,679	8,674.20	0.80%	
INE200M01013	Varun Beverages Limited	Consumer Non Durables	9,00,000	8,023.05	0.74%	
INE200A01026	GE T&D India Limited	Industrial Capital Goods	68,59,048	7,935.92	0.73%	
INE208A01029	Ashok Leyland Limited	Auto	65,00,398	7,780.98	0.72%	
INE038A01020	Hindalco Industries Limited	Non - Ferrous Metals	18,50,000	7,635.88	0.71%	
INE044A01036	Sun Pharmaceutical Industries Limited	Pharmaceuticals	10,00,000	7,536.00	0.70%	
INE572A01028	JB Chemicals & Pharmaceuticals Limited	Pharmaceuticals	4,48,810	7,354.65	0.68%	
INE192A01025	Tata Consumer Products Limited	Consumer Non Durables	9,00,000	7,007.40	0.65%	
INE075A01022	Wipro Limited	Software	10,00,000	6,372.50	0.59%	
INE669C01036	Tech Mahindra Limited	Software	4,00,000	6,165.80	0.57%	
INE839M01018	Schneider Electric Infrastructure Limited	Industrial Capital Goods	59,00,000	6,153.70	0.57%	
INE665L01035	Varroc Engineering Limited	Auto Ancillaries	20,56,555	6,067.87	0.56%	
INE741K01010	CreditAccess Grameen Limited	Finance	11,76,349	5,921.15	0.55%	
INE382Z01011	Garden Reach Shipbuilders & Engineers Limited	Aerospace & Defense	25,79,907	5,710.62	0.53%	
INE437A01024	Apollo Hospitals Enterprise Limited	Healthcare Services	1,00,221	5,700.32	0.53%	
INE563X01010	Astec LifeSciences Limited	Pesticides	4,13,950	5,465.17	0.51%	
INE878A01011	GE Power India Limited	Industrial Capital Goods	23,25,400	5,375.16	0.50%	
INE262H01013	Persistent Systems Limited	Software	1,25,324	5,186.91	0.48%	
INE320J01015	RITES Limited	Engineering Services	18,42,256	5,115.02	0.47%	
INE274F01020	Westlife Development Limited	Leisure Services	9,00,183	4,937.50	0.46%	
INE003A01024	Siemens Limited	Industrial Capital Goods	2,23,870	4,817.46	0.45%	
INE949L01017	AU Small Finance Bank Limited	Banks	4,25,000	4,658.43	0.43%	
INE123W01016	SBI Life Insurance Company Limited	Insurance	4,00,000	4,642.20	0.43%	
INE780C01023	JM Financial Limited	Finance	64,22,252	4,569.43	0.42%	
INE299U01018	Crompton Greaves Consumer Electricals Limited	Consumer Durables	10,00,573	4,485.07	0.41%	
INE029A01011	Bharat Petroleum Corporation Limited	Petroleum Products	12,00,000	4,440.00	0.41%	
INE263A01024	Bharat Electronics Limited	Aerospace & Defense	20,00,000	4,075.00	0.38%	
INE427F01016	Chalet Hotels Limited	Leisure Services	16,90,863	4,021.72	0.37%	
INE001A13049	Housing Development Finance Corporation Limited (Warrant)	Finance	5,02,800	3,914.05	0.36%	
INE115A01026	LIC Housing Finance Limited	Finance	10,00,000	3,721.00	0.34%	
INE258A01016	BEML Limited	Industrial Capital Goods	2,00,000	3,695.40	0.34%	
INE442H01029	Ashoka Buildcon Limited	Construction	37,79,950	3,636.31	0.34%	
INE298A01020	Cummins India Limited	Industrial Products	4,00,000	3,514.00	0.32%	
INE101A01026	Mahindra & Mahindra Limited	Auto	4,00,000	3,342.00	0.31%	
INE571A01020	IPCA Laboratories Limited	Pharmaceuticals	1,58,998	3,339.28	0.31%	
INE093I01010	Oberoi Realty Limited	Construction	4,00,000	3,331.00	0.31%	
INE089C01029	Sterlite Technologies Limited	Telecom - Services	10,50,864	2,904.06	0.27%	
INE603J01030	PI Industries Limited	Pesticides	1,00,000	2,869.50	0.27%	
INE745G01035	Multi Commodity Exchange of India Limited	Capital Markets	1,74,440	2,789.38	0.26%	
INE358A01014	Abbott India Limited	Pharmaceuticals	13,462	2,569.53	0.24%	
INE389H01022	KEC International Limited	Power	5,81,280	2,472.47	0.23%	
INE486A01021	CESC Limited	Power	25,00,770	2,188.17	0.20%	
INE548C01032	Emami Limited	Consumer Non Durables	4,09,979	2,160.79	0.20%	
INE752H01013	CARE Ratings Limited	Capital Markets	3,19,747	2,011.37	0.19%	
INE151A01013	Tata Communications Limited	Telecom - Services	1,50,815	1,959.46	0.18%	
INE226A01021	Voltas Limited	Consumer Durables	1,60,000	1,921.60	0.18%	
INE999B01013	Sanghi Industries Limited	Cement & Cement Products	30,00,000	1,737.00	0.16%	
INE191H01014	PVR Limited	Entertainment	1,25,000	1,714.50	0.16%	
INE503A01015	DCB Bank Limited	Banks	19,17,336	1,573.17	0.15%	
INE053A20011	The Indian Hotels Company Limited - Rights Form	Leisure Services	22,77,777	710.67	0.07%	
	Subtotal			**10,70,675.29**	**99.00%**	
	(b) UNLISTED			**NIL**	**NIL**	**NIL**
	Subtotal			**NIL**	**NIL**	**NIL**
	Total			**10,70,675.29**	**99.00%**	
	Money Market Instruments					
	Triparty Repo/ Reverse Repo Instrument					
	Triparty Repo			5,945.56	0.55%	
	Total			**5,945.56**	**0.55%**	
	OTHERS					
	Cash Margin - Derivatives			600.00	0.06%	
	Cash Margin - CCIL			0.00	$0.00%	
	Total			**600.00**	**0.06%**	
	Net Current Assets			**4,606.43**	**0.39%**	
	GRAND TOTAL			**10,81,827.28**	**100.00%**	

$ Less Than 0.01% of NAV

SCHEME RISK-O-METER

BENCHMARK NAME - NIFTY 500 MULTICAP 50:25:25 TRI
BENCHMARK RISK-O-METER

Nippon India Liquid Fund (An Open Ended Liquid Scheme)

Index

Monthly Portfolio Statement as on November 30,2021

ISIN	Name of the Instrument	Industry / Rating	Quantity	Market/Fair Value (Rs. in Lacs)	% to NAV	YIELD
	Debt Instruments					
	(a) Listed / awaiting listing on Stock Exchange					
	Government Securities					
IN0020060037	8.2% Government of India	SOVEREIGN	25,00,000	2,523.26	0.09%	3.51%
	Non Convertible Debentures					
INE001A07SV5	4.23% Housing Development Finance Corporation Limited	CRISIL AAA	750	7,505.73	0.28%	3.75%
	Subtotal			**10,028.99**	**0.37%**	
	(b) Privately placed / Unlisted			**NIL**	**NIL**	**NIL**
	Subtotal			**NIL**	**NIL**	**NIL**
	(c) Securitised Debt					
	Subtotal			**NIL**	**NIL**	
	Total			**10,028.99**	**0.37%**	
	Money Market Instruments					
	Certificate of Deposit					
INE238A160V4	Axis Bank Limited **	CRISIL A1+	15,000	14,978.01	0.55%	3.35%
	Corporate Bond Repo					
	Corporate Bond Repo (Counterparty Reliance Industries Limited)			18,889.09	0.69%	
	Corporate Bond Repo (Counterparty Reliance Industries Limited)			15,242.23	0.56%	
	Corporate Bond Repo (Counterparty Reliance Industries Limited)			50,005.36	1.84%	
	Corporate Bond Repo (Counterparty Reliance Industries Limited)			24,464.03	0.90%	
	Corporate Bond Repo (Counterparty Reliance Industries Limited)			14,658.24	0.54%	
	Corporate Bond Repo (Counterparty Reliance Industries Limited)			32,456.32	1.19%	
	Corporate Bond Repo (Counterparty Reliance Industries Limited)			19,791.36	0.73%	
	Corporate Bond Repo (Counterparty Reliance Industries Limited)			9,633.26	0.35%	
	Triparty Repo/ Reverse Repo Instrument					
	Reverse Repo			2,95,006.89	10.84%	
	Triparty Repo			2,29,964.98	8.45%	
	Commercial Paper					
INE178A14GZ3	Chennai Petroleum Corporation Limited	ICRA A1+	20,000	99,852.50	3.67%	3.37%
INE114A14KH8	Steel Authority of India Limited **	CARE A1+	20,000	99,791.30	3.67%	3.47%
INE261F14IG2	National Bank For Agriculture and Rural Development **	ICRA A1+	20,000	99,593.20	3.66%	3.55%
INE929O14446	Reliance Retail Ventures Limited **	CRISIL A1+	20,000	99,229.30	3.65%	3.73%
INE242A14VK8	Indian Oil Corporation Limited **	ICRA A1+	18,000	89,902.17	3.30%	3.31%
INE001A14XY5	Housing Development Finance Corporation Limited **	CRISIL A1+	15,000	74,539.05	2.74%	3.70%
INE001A14XX7	Housing Development Finance Corporation Limited **	CRISIL A1+	12,000	59,733.60	2.20%	3.70%
INE589A14389	NLC India Limited **	CARE A1+	10,000	49,940.75	1.84%	3.33%
INE081A14BU1	Tata Steel Limited **	FITCH A1+	10,000	49,923.55	1.83%	3.49%
INE306N14TS1	Tata Capital Financial Services Limited **	ICRA A1+	10,000	49,713.15	1.83%	3.90%
INE377Y14918	Bajaj Housing Finance Limited **	CRISIL A1+	10,000	49,605.15	1.82%	3.73%
INE929O14404	Reliance Retail Ventures Limited **	CRISIL A1+	9,000	44,911.62	1.65%	3.42%
INE163N14196	ONGC Petro Additions Limited **	ICRA A1+	8,000	39,853.96	1.46%	3.82%
INE110L14QC1	Reliance Jio Infocomm Limited **	CARE A1+	7,000	34,747.76	1.28%	3.68%
INE742F14PY9	Adani Ports and Special Economic Zone Limited **	ICRA A1+	7,000	34,732.25	1.28%	4.02%
INE028E14JF8	Kotak Securities Limited **	ICRA A1+	6,000	29,727.84	1.09%	4.08%
INE110L14PW1	Reliance Jio Infocomm Limited **	CRISIL A1+	5,000	24,883.05	0.91%	3.65%
INE261F14II8	National Bank For Agriculture and Rural Development **	ICRA A1+	5,000	24,866.98	0.91%	3.55%
INE700G14AC3	HDFC Securities Limited **	CRISIL A1+	5,000	24,846.55	0.91%	3.96%
INE929O14420	Reliance Retail Ventures Limited **	CRISIL A1+	5,000	24,840.08	0.91%	3.73%
INE028E14JE1	Kotak Securities Limited **	ICRA A1+	5,000	24,793.43	0.91%	4.06%
INE047A14204	Skoda Auto Volkswagen India Private Limited **	FITCH A1+	5,000	24,778.48	0.91%	3.89%
INE296A14SI4	Bajaj Finance Limited	CRISIL A1+	4,000	19,987.88	0.73%	3.69%
INE163N14188	ONGC Petro Additions Limited **	ICRA A1+	4,000	19,986.66	0.73%	3.48%
INE242A14VH4	Indian Oil Corporation Limited **	ICRA A1+	4,000	19,970.32	0.73%	3.39%
INE0BTN14030	Nxtra Data Ltd **	CRISIL A1+	4,000	19,962.12	0.73%	3.65%
INE763G14LB0	ICICI Securities Limited **	CRISIL A1+	4,000	19,912.32	0.73%	3.92%
INE700G14942	HDFC Securities Limited **	CRISIL A1+	4,000	19,909.96	0.73%	3.93%
INE028E14JB7	Kotak Securities Limited **	ICRA A1+	4,000	19,890.06	0.73%	4.04%
INE700G14AE9	HDFC Securities Limited **	CRISIL A1+	4,000	19,850.66	0.73%	3.98%
INE891K14LE5	Axis Finance Limited **	CRISIL A1+	4,000	19,833.02	0.73%	3.94%
INE522D14NJ6	Manappuram Finance Limited **	CRISIL A1+	4,000	19,809.00	0.73%	4.19%
INE002A14JI5	Reliance Industries Limited **	CARE A1+	3,500	17,428.93	0.64%	3.63%
INE343G14321	Bharti Hexacom Limited **	CRISIL A1+	3,200	15,967.25	0.59%	3.57%
INE700G14983	HDFC Securities Limited **	CRISIL A1+	3,000	14,919.18	0.55%	3.95%
INE700G14AB5	HDFC Securities Limited **	CRISIL A1+	3,000	14,906.33	0.55%	3.96%
INE870H14NE1	Network18 Media & Investments Limited **	FITCH A1+	2,500	12,420.89	0.46%	3.69%
INE116F14117	Panatone Finvest Limited **	CRISIL A1+	2,500	12,401.54	0.46%	4.03%
INE691I14KY3	L&T Finance Limited **	CRISIL A1+	2,000	9,990.52	0.37%	3.85%
INE245A14FH0	Tata Power Company Limited **	CRISIL A1+	2,000	9,986.65	0.37%	3.49%
INE763G14KH9	ICICI Securities Limited **	CRISIL A1+	2,000	9,983.37	0.37%	3.80%
INE763G14LA2	ICICI Securities Limited **	CRISIL A1+	2,000	9,963.62	0.37%	3.92%
INE891K14KU3	Axis Finance Limited **	CRISIL A1+	2,000	9,957.72	0.37%	3.87%
INE704I14EU5	Barclays Investments & Loans (India) Private Limited **	CRISIL A1+	2,000	9,944.89	0.37%	4.05%
INE850D14KM1	Godrej Agrovet Limited **	ICRA A1+	2,000	9,938.22	0.37%	3.72%
INE700G14AF6	HDFC Securities Limited **	CRISIL A1+	2,000	9,924.25	0.36%	3.98%
INE110O14427	Axis Securities Limited **	CARE A1+	2,000	9,916.76	0.36%	4.09%
INE093OL14912	Birla Group Holdings Private Limited **	CRISIL A1+	2,000	9,904.54	0.36%	4.29%
INE027E14LE9	L&T Finance Limited **	ICRA A1+	1,500	7,483.43	0.28%	3.85%
INE233A14TC8	Godrej Industries Limited **	ICRA A1+	1,500	7,465.01	0.27%	3.64%
INE233A14TD6	Godrej Industries Limited **	ICRA A1+	1,500	7,459.83	0.27%	3.64%
INE331A14LN4	The Ramco Cements Limited **	ICRA A1+	1,500	7,457.42	0.27%	3.79%
INE081A14BQ9	Tata Steel Limited **	FITCH A1+	1,000	4,993.81	0.18%	3.48%
INE850D14KN9	Godrej Agrovet Limited **	ICRA A1+	1,000	4,985.29	0.18%	3.59%
INE110O14401	Axis Securities Limited **	CARE A1+	1,000	4,973.03	0.18%	4.04%
INE331A14LQ7	The Ramco Cements Limited **	ICRA A1+	1,000	4,969.99	0.18%	3.80%
INE886H14GT9	TV18 Broadcast Limited **	CARE A1+	1,000	4,965.87	0.18%	3.69%
	Treasury Bill					
IN002021X264	91 Days Tbill		10,00,00,000	99,927.70	3.67%	3.30%
IN002021X306	91 Days Tbill		6,00,00,000	59,798.94	2.20%	3.41%
IN002021X256	91 Days Tbill		5,40,06,600	54,001.74	1.98%	3.30%
IN002020Z402	364 Days Tbill		5,25,00,000	52,324.07	1.92%	3.41%
IN002021Y114	182 Days Tbill		5,00,00,000	49,932.60	1.84%	3.28%
IN002021X272	91 Days Tbill		3,51,91,300	35,143.86	1.29%	3.28%
IN002021X280	91 Days Tbill		3,00,00,000	29,940.99	1.10%	3.27%
IN002021Y098	182 Days Tbill		45,00,000	4,499.60	0.17%	3.30%
IN002021Y122	182 Days Tbill		40,00,000	3,992.13	0.15%	3.27%
	Total			**27,10,877.47**	**99.60%**	
	OTHERS					
	Cash Margin - CCIL			888.72	0.03%	
	Total			**888.72**	**0.03%**	
	Net Current Assets			**(1,007.38)**	**-0.01%**	
	GRAND TOTAL			**27,20,787.80**	**100.00%**	

**** Non Traded Securities/Illiquid Securities**

Aggregate value of investments made by other schemes of Nippon India Mutual Fund are amounting to Rs 57308.21 Lacs.

SCHEME RISK-O-METER

BENCHMARK NAME - CRISIL LIQUID FUND INDEX
BENCHMARK RISK-O-METER

NIPPON INDIA FLOATING RATE FUND (An open ended debt scheme predominantly investing in floating rate instruments (including fixed rate instruments converted to floating rate exposures using swaps/ derivatives))

Monthly Portfolio Statement as on November 30,2021

Index

ISIN	Name of the Instrument	Industry / Rating	Quantity	Market/Fair Value (Rs. in Lacs)	% to NAV	YIELD
	Debt Instruments					
	(a) Listed / awaiting listing on Stock Exchange					
	Floating Rate Note					
INE002A08591	Reliance Industries Limited **	CRISIL AAA	3,500	35,899.92	1.88%	4.80%
INE860H07HG3	Aditya Birla Finance Limited **	ICRA AAA	2,500	25,282.15	1.32%	5.79%
INE306N07LQ6	Tata Capital Financial Services Limited **	ICRA AAA	2,000	20,146.02	1.06%	4.85%
INE756I07DB1	HDB Financial Services Limited **	CRISIL AAA	500	5,048.92	0.26%	5.14%
	Government Securities					
IN0020090034	7.35% Government of India	SOVEREIGN	9,20,00,000	97,158.99	5.09%	4.99%
IN0020150010	7.68% Government of India	SOVEREIGN	5,30,00,000	56,011.35	2.93%	4.72%
IN0020200112	5.22% Government of India	SOVEREIGN	5,00,00,000	49,847.55	2.61%	5.31%
IN0020180488	7.32% Government of India	SOVEREIGN	4,45,00,000	46,836.21	2.45%	4.73%
IN0020190396	6.18% Government of India	SOVEREIGN	2,40,00,000	24,705.58	1.29%	5.08%
IN1620150160	8.21% State Government Securities	SOVEREIGN	1,59,00,000	16,898.42	0.88%	5.30%
IN2120120034	8.64% State Government Securities	SOVEREIGN	1,55,00,000	16,235.38	0.85%	4.58%
IN0020180025	7.37% Government of India	SOVEREIGN	1,40,00,000	14,524.12	0.76%	4.53%
IN0020130061	8.83% Government of India	SOVEREIGN	1,00,00,000	10,767.10	0.56%	4.73%
IN2020130026	8.1% State Government Securities	SOVEREIGN	1,00,00,000	10,469.06	0.55%	4.68%
IN2920190179	6.82% State Government Securities	SOVEREIGN	1,00,00,000	10,395.52	0.54%	5.28%
IN3120130023	8.1% State Government Securities	SOVEREIGN	90,00,000	9,425.35	0.49%	4.66%
IN2920140042	9.11% State Government Securities	SOVEREIGN	77,00,000	8,389.40	0.44%	5.23%
IN3520130011	8.12% State Government Securities	SOVEREIGN	79,54,300	8,335.80	0.44%	4.72%
IN2920200093	5.47% State Government Securities	SOVEREIGN	79,30,000	7,991.58	0.42%	5.14%
IN3120120156	8.6% State Government Securities	SOVEREIGN	75,00,000	7,867.91	0.41%	4.55%
IN0020130012	7.16% Government of India	SOVEREIGN	75,00,000	7,777.51	0.41%	4.53%
IN3520200012	5.4% State Government Securities	SOVEREIGN	62,83,300	6,304.46	0.33%	5.26%
IN0020030055	6.17% Government of India	SOVEREIGN	60,00,000	6,143.37	0.32%	4.54%
IN3720120051	8.66% State Government Securities	SOVEREIGN	55,00,000	5,761.65	0.30%	4.59%
IN2020120092	8.6% State Government Securities	SOVEREIGN	55,00,000	5,743.85	0.30%	4.57%
IN2220140049	8.83% State Government Securities	SOVEREIGN	50,00,000	5,427.27	0.28%	5.18%
IN1020120177	8.59% State Government Securities	SOVEREIGN	50,00,000	5,220.19	0.27%	4.59%
IN2120200265	5.52% State Government Securities	SOVEREIGN	50,00,000	5,049.62	0.26%	5.05%
IN2220200173	5.68% State Government Securities	SOVEREIGN	45,00,000	4,553.63	0.24%	5.22%
IN2220140031	9.11% State Government Securities	SOVEREIGN	40,00,000	4,360.74	0.23%	5.20%
IN2120120042	8.63% State Government Securities	SOVEREIGN	40,00,000	4,201.91	0.22%	4.59%
IN3720120069	8.64% State Government Securities	SOVEREIGN	40,00,000	4,196.07	0.22%	4.59%
IN3120140105	8.99% State Government Securities	SOVEREIGN	30,00,000	3,282.70	0.17%	5.29%
IN2920120143	8.52% State Government Securities	SOVEREIGN	30,00,000	3,148.23	0.16%	4.56%
IN0020030014	6.3% Government of India	SOVEREIGN	30,00,000	3,070.60	0.16%	4.49%
IN1020200326	5.52% State Government Securities	SOVEREIGN	30,00,000	3,020.30	0.16%	5.25%
IN2220140106	9.01% State Government Securities	SOVEREIGN	25,00,000	2,735.54	0.14%	5.31%
IN2220130149	9.5% State Government Securities	SOVEREIGN	25,00,000	2,725.33	0.14%	4.82%
IN3520120012	8.65% State Government Securities	SOVEREIGN	25,00,000	2,626.62	0.14%	4.59%
IN3320160077	8.25% State Government Securities	SOVEREIGN	25,00,000	2,623.20	0.14%	4.81%
IN4520160271	7.7% State Government Securities	SOVEREIGN	23,00,000	2,386.03	0.12%	4.71%
IN1620140104	8.9% State Government Securities	SOVEREIGN	20,00,000	2,183.84	0.11%	5.33%
IN1520130130	9.37% State Government Securities	SOVEREIGN	20,00,000	2,172.35	0.11%	4.82%
IN2220140056	8.99% State Government Securities	SOVEREIGN	16,34,500	1,781.93	0.09%	5.19%
IN3120140063	8.96% State Government Securities	SOVEREIGN	15,00,000	1,632.84	0.09%	5.27%
IN2120160113	7.68% State Government Securities	SOVEREIGN	10,00,000	1,037.11	0.05%	4.71%
IN2920160099	8.27% State Government Securities	SOVEREIGN	9,86,000	1,036.65	0.05%	4.81%
IN000623C032	GOVT. STOCK 17JUN2023C STRP	SOVEREIGN	6,02,300	561.63	0.03%	4.63%
IN2020140074	9.07% State Government Securities	SOVEREIGN	5,00,000	546.90	0.03%	5.34%
IN001223C030	GOVT. STOCK 17DEC2023C STRP	SOVEREIGN	6,02,300	546.66	0.03%	4.80%
IN2020140033	9.19% State Government Securities	SOVEREIGN	5,00,000	545.62	0.03%	5.24%
IN3320150680	8.48% State Government Securities	SOVEREIGN	5,00,000	534.39	0.03%	5.30%
IN3120160640	7.76% State Government Securities	SOVEREIGN	5,00,000	525.81	0.03%	5.26%
IN3120160269	7.75% State Government Securities	SOVEREIGN	5,00,000	525.71	0.03%	5.26%
IN3120161010	7.74% State Government Securities	SOVEREIGN	5,00,000	525.61	0.03%	5.26%
IN2020130018	8.25% State Government Securities	SOVEREIGN	5,00,000	523.94	0.03%	4.67%
IN2820150182	8.45% State Government Securities	SOVEREIGN	5,00,000	523.77	0.03%	4.71%
IN000623C057	GOVT. STOCK 15JUN2023C STRP	SOVEREIGN	5,01,800	468.04	0.02%	4.63%
IN001223C055	GOVT. STOCK 15DEC2023C STRP	SOVEREIGN	5,01,800	455.58	0.02%	4.80%
IN3120140055	8.83% State Government Securities	SOVEREIGN	1,00,000	108.55	0.01%	5.18%
IN2020120084	8.65% State Government Securities	SOVEREIGN	1,00,000	104.34	0.01%	4.57%
IN2920150322	8.39% State Government Securities	SOVEREIGN	75,000	78.43	$0.00%	4.69%
IN1920140044	9.04% State Government Securities	SOVEREIGN	63,400	69.43	$0.00%	5.30%
IN2720180081	8.42% State Government Securities	SOVEREIGN	400	0.42	$0.00%	4.77%
	Non Convertible Debentures					
INE062A08165	8.9% State Bank of India **	CRISIL AAA	6,800	71,650.99	3.75%	7.86%
INE377Y07268	5% Bajaj Housing Finance Limited **	CRISIL AAA	6,150	61,154.31	3.20%	5.32%
INE261F08CY0	5% National Bank For Agriculture and Rural Development **	CRISIL AAA	4,000	40,179.52	2.10%	4.61%
INE556F08JS0	5.24% Small Industries Dev Bank of India **	CARE AAA	4,000	40,099.60	2.10%	5.11%
INE306N07ML5	4.82% Tata Capital Financial Services Limited **	ICRA AAA	3,500	34,815.97	1.82%	5.28%
INE001A07SH4	6.99% Housing Development Finance Corporation Limited	CRISIL AAA	2,975	30,405.01	1.59%	5.03%
INE976I08367	6.79% Tata Capital Limited **	CRISIL AAA	3,000	30,257.37	1.58%	6.33%
INE033L07HA2	5.6% Tata Capital Housing Finance Limited **	CRISIL AAA	3,000	30,083.13	1.58%	5.45%
INE691I07EL7	8.5% L&T Finance Limited **	CRISIL AAA	2,850	29,468.80	1.54%	5.50%
INE018A08AY9	7.25% Larsen & Toubro Limited **	CRISIL AAA	2,750	28,348.98	1.48%	4.88%
INE053F07CC9	6.19% Indian Railway Finance Corporation Limited **	CRISIL AAA	2,650	27,006.79	1.41%	4.73%
INE053F07CU1	5.04% Indian Railway Finance Corporation Limited **	CRISIL AAA	2,600	26,112.22	1.37%	4.73%
INE020B08DP5	5.79% REC Limited **	CRISIL AAA	2,500	25,264.15	1.32%	5.28%
INE020B08DJ8	4.99% REC Limited **	CRISIL AAA	2,500	24,855.10	1.30%	5.27%
INE134E08KJ6	7.04% Power Finance Corporation Limited **	CRISIL AAA	2,350	24,171.96	1.27%	4.84%
INE261F08CX2	5.53% National Bank For Agriculture and Rural Development **	ICRA AAA	2,336	23,529.43	1.23%	5.17%
INE219X07017	8.6% India Grid Trust InvIT Fund **	CRISIL AAA	2,200	23,118.63	1.21%	5.78%
INE020B08DR1	5.74% REC Limited **	CRISIL AAA	2,200	22,128.90	1.16%	5.46%
INE020B08CH4	7.12% REC Limited **	CRISIL AAA	2,034	20,954.00	1.10%	4.70%
INE306N07ME0	5.84% Tata Capital Financial Services Limited **	ICRA AAA	2,000	20,131.30	1.05%	5.28%
INE936D07067	8.95% Jamnagar Utilities & Power Private Limited **	CRISIL AAA	1,815	19,093.49	1.00%	4.98%
INE537P07604	5.75% India Infradebt Limited **	CRISIL AAA	1,900	18,947.12	0.99%	5.91%
INE691I07EM5	8.5% L&T Finance Limited **	CRISIL AAA	1,750	18,134.22	0.95%	5.50%
INE261F08CU8	5.44% National Bank For Agriculture and Rural Development **	ICRA AAA	1,596	16,045.13	0.84%	5.17%
INE219X07090	8.4% India Grid Trust InvIT Fund **	CRISIL AAA	1,500	15,539.88	0.81%	5.65%
INE445L08409	7.8% Nabha Power Limited **	ICRA AAA(CE)	1,500	15,522.20	0.81%	5.11%
INE071G07280	7.7% ICICI Home Finance Company Limited **	CRISIL AAA	3,000	15,384.36	0.81%	5.04%
INE756I07DM8	6.05% HDB Financial Services Limited **	CRISIL AAA	1,500	15,112.88	0.79%	5.67%
INE557F08FL1	5.35% National Housing Bank **	CRISIL AAA	1,500	15,077.61	0.79%	5.09%
INE756I07DE5	7.29% HDB Financial Services Limited **	CRISIL AAA	1,450	14,920.57	0.78%	5.38%
INE020B08DC3	5.69% REC Limited **	CRISIL AAA	1,400	14,161.10	0.74%	5.01%
INE296A07RG4	5.7% Bajaj Finance Limited **	CRISIL AAA	1,400	14,075.78	0.74%	5.34%
INE261F08CK9	5.14% National Bank For Agriculture and Rural Development **	ICRA AAA	1,400	13,990.47	0.73%	5.17%
INE134E08KS7	6.75% Power Finance Corporation Limited **	CRISIL AAA	1,300	13,339.46	0.70%	4.84%
INE027E07BE4	7.68% L&T Finance Limited **	CRISIL AAA	1,250	12,817.18	0.67%	5.50%
INE261F08CA0	6.4% National Bank For Agriculture and Rural Development	ICRA AAA	1,250	12,804.35	0.67%	4.82%
INE296A07RB5	7.1% Bajaj Finance Limited **	CRISIL AAA	1,100	11,239.43	0.59%	5.15%
INE691I07EK9	8.5% L&T Finance Limited **	CRISIL AAA	1,000	10,318.27	0.54%	5.50%
INE002A08633	6.95% Reliance Industries Limited **	CRISIL AAA	1,000	10,289.89	0.54%	4.80%
INE756I07CW9	7.5% HDB Financial Services Limited **	CRISIL AAA	1,000	10,236.12	0.54%	4.93%
INE033L07GM9	8.1% Tata Capital Housing Finance Limited **	CRISIL AAA	9,00,000	9,275.21	0.49%	5.20%
INE094A08085	4.79% Hindustan Petroleum Corporation Limited **	CRISIL AAA	900	8,992.67	0.47%	4.83%
INE377Y07235	5.6% Bajaj Housing Finance Limited **	CRISIL AAA	850	8,447.59	0.44%	5.85%
INE101A08104	6.78% Mahindra & Mahindra Limited **	FITCH AAA	800	8,205.27	0.43%	4.81%
INE115A07OQ2	7.45% LIC Housing Finance Limited	CRISIL AAA	782	8,022.10	0.42%	5.14%
INE691I07EH5	8.55% L&T Finance Limited **	CRISIL AAA	750	7,740.17	0.41%	5.16%
INE557F08FJ5	5.8% National Housing Bank **	CRISIL AAA	750	7,607.58	0.40%	4.73%
INE238A08344	9.15% Axis Bank Limited **	ICRA AAA	700	7,214.70	0.38%	6.11%
INE936D07158	7.67% Jamnagar Utilities & Power Private Limited **	CRISIL AAA	680	7,025.41	0.37%	4.87%
INE976I08334	8.05% Tata Capital Limited **	CRISIL AAA	650	6,653.04	0.35%	5.67%
INE020B08BV7	8.1% REC Limited **	CRISIL AAA	618	6,557.55	0.34%	5.46%
INE134E08KN8	6.98% Power Finance Corporation Limited **	CRISIL AAA	600	6,165.59	0.32%	4.84%
INE020B08CT9	6.92% REC Limited **	CRISIL AAA	600	6,157.18	0.32%	4.89%
INE296A07QU7	8.54% Bajaj Finance Limited **	CRISIL AAA	600	6,113.95	0.32%	4.58%
INE445L08391	7.41% Nabha Power Limited **	ICRA AAA(CE)	580	5,858.46	0.31%	4.53%
INE941D07190	7.2% Sikka Ports and Terminals Limited	CRISIL AAA	550	5,680.97	0.30%	4.90%
INE001A07RJ2	9.05% Housing Development Finance Corporation Limited **	CRISIL AAA	500	5,347.15	0.28%	5.25%
INE110L07096	8% Reliance Industries Limited **	CRISIL AAA	500	5,205.14	0.27%	4.80%
INE110L07088	8% Reliance Industries Limited **	CRISIL AAA	500	5,202.38	0.27%	4.80%
INE001A07SJ0	7.2% Housing Development Finance Corporation Limited	CRISIL AAA	500	5,133.02	0.27%	5.10%
INE053F07BZ2	6.59% Indian Railway Finance Corporation Limited **	CRISIL AAA	500	5,121.32	0.27%	4.73%
INE557F08FI7	6.55% National Housing Bank **	CRISIL AAA	500	5,116.68	0.27%	4.73%
INE134E08LB1	5.47% Power Finance Corporation Limited **	CRISIL AAA	500	5,042.08	0.26%	4.93%
INE891K07630	5.8% Axis Finance Limited **	FITCH AAA	500	5,025.52	0.26%	5.36%
INE261F08CV6	5.09% National Bank For Agriculture and Rural Development **	ICRA AAA	450	4,523.76	0.24%	4.61%
INE053F07BB3	8.25% Indian Railway Finance Corporation Limited **	CRISIL AAA	250	2,664.66	0.14%	5.08%
INE134E08EH3	9.26% Power Finance Corporation Limited **	CRISIL AAA	250	2,641.86	0.14%	4.84%
INE001A07RV7	7.99% Housing Development Finance Corporation Limited **	CRISIL AAA	250	2,636.97	0.14%	5.65%
INE018A08AV5	7.2% Larsen & Toubro Limited **	CRISIL AAA	250	2,574.98	0.13%	4.88%
INE296A07QH4	7.7% Bajaj Finance Limited **	CRISIL AAA	250	2,572.28	0.13%	4.86%
INE002A08641	6.95% Reliance Industries Limited **	CRISIL AAA	250	2,568.24	0.13%	4.69%
INE134E08KW9	6.72% Power Finance Corporation Limited **	CRISIL AAA	250	2,566.37	0.13%	4.84%
INE018A08AU7	6.72% Larsen & Toubro Limited **	CRISIL AAA	250	2,559.83	0.13%	4.88%
INE377Y07110	8.59% Bajaj Housing Finance Limited **	CRISIL AAA	250	2,549.56	0.13%	4.46%
INE020B08831	8.82% REC Limited **	CRISIL AAA	240	2,520.23	0.13%	4.89%
INE445L08433	5.4% Nabha Power Limited **	ICRA AAA(CE)	250	2,509.07	0.13%	5.11%
INE306N07KK1	9.25% Tata Capital Financial Services Limited **	CRISIL AAA	200	2,139.09	0.11%	5.56%
INE261F08DD2	5.27% National Bank For Agriculture and Rural Development **	ICRA AAA	142	1,419.53	0.07%	5.27%
INE134E08KD9	8.1% Power Finance Corporation Limited **	CRISIL AAA	100	1,061.23	0.06%	5.40%
INE238A08401	7.6% Axis Bank Limited **	CRISIL AAA	100	1,044.14	0.05%	5.08%
INE002A08625	7.05% Reliance Industries Limited **	CRISIL AAA	100	1,035.51	0.05%	4.91%
INE115A07OJ7	7.45% LIC Housing Finance Limited **	CRISIL AAA	100	1,024.24	0.05%	5.14%
INE537P07380	7.75% India Infradebt Limited **	CRISIL AAA	100	1,015.78	0.05%	5.44%
INE001A07SU7	4.5% Housing Development Finance Corporation Limited **	CRISIL AAA	100	997.50	0.05%	4.75%
INE134E08FN8	8.9% Power Finance Corporation Limited **	CRISIL AAA	50	525.52	0.03%	4.71%
INE936D07125	7.6% Jamnagar Utilities & Power Private Limited **	CRISIL AAA	50	507.33	0.03%	4.43%
INE660A07QF5	7.42% Sundaram Finance Limited **	CRISIL AAA	2	20.54	$0.00%	5.25%
	Zero Coupon Bonds					
INE296A07QN2	Bajaj Finance Limited **	CRISIL AAA	2,150	29,001.54	1.52%	4.80%
INE891K07523	Axis Finance Limited **	FITCH AAA	1,750	20,544.11	1.08%	5.36%
	Subtotal			**17,60,004.97**	**92.06%**	
	(b) Privately placed / Unlisted			**NIL**	**NIL**	**NIL**
	Subtotal			**NIL**	**NIL**	**NIL**
	(c) Securitised Debt					
INE0BTV15139	First Business Receivables Trust **	CRISIL AAA(SO)	28	2,609.97	0.14%	5.42%
INE0BTV15170	First Business Receivables Trust **	CRISIL AAA(SO)	30	2,609.27	0.14%	6.17%
INE0BTV15147	First Business Receivables Trust **	CRISIL AAA(SO)	28	2,572.77	0.13%	5.50%
INE0BTV15188	First Business Receivables Trust **	CRISIL AAA(SO)	30	2,563.86	0.13%	6.28%
INE0BTV15154	First Business Receivables Trust **	CRISIL AAA(SO)	28	2,535.41	0.13%	5.57%
INE0BTV15113	First Business Receivables Trust **	CRISIL AAA(SO)	26	2,494.86	0.13%	5.06%
INE0BTV15162	First Business Receivables Trust **	CRISIL AAA(SO)	28	2,476.29	0.13%	6.07%
INE0BTV15121	First Business Receivables Trust **	CRISIL AAA(SO)	26	2,457.57	0.13%	5.33%
	Subtotal			**20,320.00**	**1.06%**	
	Total			**17,80,324.97**	**93.12%**	
	Derivatives					
	Interest Rate Swaps					
	Interest Rate Swaps Pay Fix Receive Floating (28/02/2023) (FV 5000 Lacs)			(43.18)	$0.00%	
	Interest Rate Swaps Pay Fix Receive Floating (30/04/2023) (FV 10000 Lacs)			61.92	$0.00%	
	Interest Rate Swaps Pay Fix Receive Floating (22/05/2023) (FV 5000 Lacs)			40.92	$0.00%	
	Interest Rate Swaps Pay Fix Receive Floating (22/05/2023) (FV 2500 Lacs)			20.46	$0.00%	
	Interest Rate Swaps Pay Fix Receive Floating (26/05/2023) (FV 5000 Lacs)			43.02	$0.00%	
	Interest Rate Swaps Pay Fix Receive Floating (26/05/2023) (FV 2500 Lacs)			21.51	$0.00%	
	Interest Rate Swaps Pay Fix Receive Floating (26/05/2023) (FV 7500 Lacs)			61.34	$0.00%	
	Interest Rate Swaps Pay Fix Receive Floating (27/05/2023) (FV 5000 Lacs)			39.26	$0.00%	
	Interest Rate Swaps Pay Fix Receive Floating (29/05/2023) (FV 4500 Lacs)			32.76	$0.00%	

	Interest Rate Swaps Pay Fix Receive Floating (29/05/2023) (FV 12000 Lacs)			83.95	$0.00%	
	Interest Rate Swaps Pay Fix Receive Floating (01/06/2023) (FV 8500 Lacs)			63.95	$0.00%	
	Interest Rate Swaps Pay Fix Receive Floating (01/06/2023) (FV 20000 Lacs)			149.06	0.01%	
	Interest Rate Swaps Pay Fix Receive Floating (19/10/2022) (FV 20000 Lacs)			41.18	$0.00%	
	Interest Rate Swaps Pay Fix Receive Floating (19/10/2022) (FV 30000 Lacs)			60.48	$0.00%	
	Interest Rate Swaps Pay Fix Receive Floating (21/10/2022) (FV 2500 Lacs)			5.41	$0.00%	
	Interest Rate Swaps Pay Fix Receive Floating (21/10/2022) (FV 10000 Lacs)			21.41	$0.00%	
	Interest Rate Swaps Pay Fix Receive Floating (21/10/2022) (FV 7500 Lacs)			16.06	$0.00%	
	Interest Rate Swaps Pay Fix Receive Floating (01/12/2022) (FV 16500 Lacs)			53.94	$0.00%	
	Interest Rate Swaps Pay Fix Receive Floating (01/12/2022) (FV 16000 Lacs)			51.14	$0.00%	
	Interest Rate Swaps Pay Fix Receive Floating (01/12/2022) (FV 14000 Lacs)			45.77	$0.00%	
	Interest Rate Swaps Pay Fix Receive Floating (02/12/2022) (FV 10000 Lacs)			33.17	$0.00%	
	Interest Rate Swaps Pay Fix Receive Floating (02/12/2022) (FV 10000 Lacs)			33.17	$0.00%	
	Interest Rate Swaps Pay Fix Receive Floating (02/12/2022) (FV 5000 Lacs)			16.59	$0.00%	
	Interest Rate Swaps Pay Fix Receive Floating (22/01/2023) (FV 25000 Lacs)			41.75	$0.00%	
	Interest Rate Swaps Pay Fix Receive Floating (27/01/2023) (FV 25000 Lacs)			57.03	$0.00%	
	Interest Rate Swaps Pay Fix Receive Floating (28/01/2023) (FV 25000 Lacs)			59.43	$0.00%	
	Interest Rate Swaps Pay Fix Receive Floating (28/01/2023) (FV 5000 Lacs)			12.03	$0.00%	
	Interest Rate Swaps Pay Fix Receive Floating (28/01/2023) (FV 5000 Lacs)			12.03	$0.00%	
	Interest Rate Swaps Pay Fix Receive Floating (28/01/2023) (FV 5000 Lacs)			12.03	$0.00%	
	Interest Rate Swaps Pay Fix Receive Floating (28/01/2023) (FV 5000 Lacs)			12.03	$0.00%	
	Interest Rate Swaps Pay Fix Receive Floating (28/01/2023) (FV 5000 Lacs)			12.03	$0.00%	
	Interest Rate Swaps Pay Fix Receive Floating (15/12/2021) (FV 20000 Lacs)			0.56	$0.00%	
	Interest Rate Swaps Pay Fix Receive Floating (15/12/2021) (FV 10000 Lacs)			0.25	$0.00%	
	Interest Rate Swaps Pay Fix Receive Floating (15/12/2021) (FV 10000 Lacs)			0.25	$0.00%	
	Interest Rate Swaps Pay Fix Receive Floating (15/12/2021) (FV 10000 Lacs)			0.25	$0.00%	
	Interest Rate Swaps Pay Fix Receive Floating (15/12/2021) (FV 10000 Lacs)			0.25	$0.00%	
	Interest Rate Swaps Pay Fix Receive Floating (15/12/2021) (FV 10000 Lacs)			0.25	$0.00%	
	Interest Rate Swaps Pay Fix Receive Floating (15/12/2021) (FV 10000 Lacs)			0.25	$0.00%	
	Interest Rate Swaps Pay Fix Receive Floating (15/12/2021) (FV 10000 Lacs)			0.25	$0.00%	
	Interest Rate Swaps Pay Fix Receive Floating (15/12/2021) (FV 10000 Lacs)			0.25	$0.00%	
	Interest Rate Swaps Pay Fix Receive Floating (15/12/2021) (FV 10000 Lacs)			0.25	$0.00%	
	Interest Rate Swaps Pay Fix Receive Floating (15/12/2021) (FV 10000 Lacs)			0.25	$0.00%	
	Interest Rate Swaps Pay Fix Receive Floating (15/12/2021) (FV 10000 Lacs)			0.25	$0.00%	
	Interest Rate Swaps Pay Fix Receive Floating (16/12/2021) (FV 10000 Lacs)			0.14	$0.00%	
	Interest Rate Swaps Pay Fix Receive Floating (16/12/2021) (FV 10000 Lacs)			0.14	$0.00%	
	Interest Rate Swaps Pay Fix Receive Floating (15/01/2022) (FV 40000 Lacs)			2.04	$0.00%	
	Interest Rate Swaps Pay Fix Receive Floating (15/01/2022) (FV 55000 Lacs)			3.14	$0.00%	
	Interest Rate Swaps Pay Fix Receive Floating (16/01/2022) (FV 50000 Lacs)			1.25	$0.00%	
	Interest Rate Swaps Pay Fix Receive Floating (02/02/2022) (FV 22500 Lacs)			2.25	$0.00%	
	Interest Rate Swaps Pay Fix Receive Floating (02/02/2022) (FV 15000 Lacs)			1.19	$0.00%	
	Interest Rate Swaps Pay Fix Receive Floating (06/02/2022) (FV 20000 Lacs)			1.40	$0.00%	
	Interest Rate Swaps Pay Fix Receive Floating (06/02/2022) (FV 25000 Lacs)			1.98	$0.00%	
	Interest Rate Swaps Pay Fix Receive Floating (07/02/2022) (FV 10000 Lacs)			0.79	$0.00%	
	Interest Rate Swaps Pay Fix Receive Floating (06/02/2022) (FV 5000 Lacs)			0.33	$0.00%	
	Interest Rate Swaps Pay Fix Receive Floating (11/02/2022) (FV 50000 Lacs)			2.20	$0.00%	
	Interest Rate Swaps Pay Fix Receive Floating (17/02/2022) (FV 10000 Lacs)			1.30	$0.00%	
	Interest Rate Swaps Pay Fix Receive Floating (17/02/2022) (FV 20000 Lacs)			2.82	$0.00%	
	Interest Rate Swaps Pay Fix Receive Floating (17/02/2022) (FV 17500 Lacs)			2.47	$0.00%	
	Interest Rate Swaps Pay Fix Receive Floating (17/02/2022) (FV 22500 Lacs)			2.93	$0.00%	
	Interest Rate Swaps Pay Fix Receive Floating (17/02/2022) (FV 17500 Lacs)			2.28	$0.00%	
	Interest Rate Swaps Pay Fix Receive Floating (13/09/2023) (FV 10000 Lacs)			54.08	$0.00%	
	Interest Rate Swaps Pay Fix Receive Floating (13/09/2023) (FV 7500 Lacs)			40.56	$0.00%	
	Interest Rate Swaps Pay Fix Receive Floating (18/10/2022) (FV 10000 Lacs)			8.82	$0.00%	
	Interest Rate Swaps Pay Fix Receive Floating (18/10/2022) (FV 10000 Lacs)			8.82	$0.00%	
	Interest Rate Swaps Pay Fix Receive Floating (18/10/2022) (FV 15000 Lacs)			12.29	$0.00%	
	Interest Rate Swaps Pay Fix Receive Floating (27/01/2022) (FV 50000 Lacs)			(11.50)	$0.00%	
	Interest Rate Swaps Pay Fix Receive Floating (10/11/2022) (FV 15000 Lacs)			(6.87)	$0.00%	
	Interest Rate Swaps Pay Fix Receive Floating (11/11/2022) (FV 20000 Lacs)			(12.18)	$0.00%	
	Interest Rate Swaps Pay Fix Receive Floating (11/11/2022) (FV 30000 Lacs)			(18.27)	$0.00%	
	Interest Rate Swaps Pay Fix Receive Floating (11/11/2022) (FV 10000 Lacs)			(6.09)	$0.00%	
	Interest Rate Swaps Pay Fix Receive Floating (17/05/2022) (FV 25000 Lacs)			(12.65)	$0.00%	
	Interest Rate Swaps Pay Fix Receive Floating (17/02/2022) (FV 25000 Lacs)			(4.60)	$0.00%	
	Interest Rate Swaps Pay Fix Receive Floating (18/05/2022) (FV 25000 Lacs)			(8.25)	$0.00%	
	Interest Rate Swaps Pay Fix Receive Floating (18/05/2022) (FV 10000 Lacs)			(3.64)	$0.00%	
	Interest Rate Swaps Pay Fix Receive Floating (18/05/2022) (FV 37500 Lacs)			(14.93)	$0.00%	
	Total			**1,229.45**	**0.01%**	
	Money Market Instruments					
	Certificate of Deposit					
INE238A163X4	Axis Bank Limited **	CRISIL A1+	5,000	24,451.18	1.28%	4.18%
INE238A160X0	Axis Bank Limited **	CRISIL A1+	500	2,414.62	0.13%	4.42%
	Triparty Repo/ Reverse Repo Instrument					
	Triparty Repo			13,200.13	0.69%	
	Commercial Paper					
INE936D14113	Jamnagar Utilities & Power Private Limited **	CRISIL A1+	4,000	19,263.74	1.01%	4.75%
	Total			**59,329.67**	**3.11%**	
	OTHERS					
	Cash Margin - CCIL			350.00	0.02%	
	Total			**350.00**	**0.02%**	
	Net Current Assets			**68,213.46**	**3.74%**	
	GRAND TOTAL			**19,09,447.55**	**100.00%**	

**** Non Traded Securities/Illiquid Securities**
$ Less Than 0.01% of NAV

Disclosure of Yield to Call

"With Reference to " AMFI Best Practices Guidelines Circular No. 91/ 2020 – 21 on Valuation of AT-1 Bonds and Tier 2 Bonds" disclosure of Yield to Call as follows"

isin_code	security_name	Yield to Call
INE062A08165	8.9% SBI BS III Tier2 NCD (M2/11/2028) CALL2/11/23	5.85%

SCHEME RISK-O-METER

BENCHMARK NAME - CRISIL SHORT TERM BOND FUND INDEX
BENCHMARK RISK-O-METER

Nippon India Credit Risk Fund (An open ended debt scheme predominantly investing in AA and below rated corporate bonds (excluding AA+ rated corporate bonds))

Index

Monthly Portfolio Statement as on November 30,2021

ISIN	Name of the Instrument	Industry / Rating	Quantity	Market/Fair Value (Rs. in Lacs)	% to NAV	YIELD
	Debt Instruments					
	(a) Listed / awaiting listing on Stock Exchange					
	Government Securities					
IN0020130012	7.16% Government of India	SOVEREIGN	50,00,000	5,185.01	4.68%	4.53%
IN0020120013	8.15% Government of India	SOVEREIGN	50,00,000	5,109.98	4.61%	3.90%
IN0020200112	5.22% Government of India	SOVEREIGN	40,00,000	3,987.80	3.60%	5.31%
	Non Convertible Debentures					
INE371K08185	6.5% TATA Realty & Infrastructure Limited **	ICRA AA	500	5,046.15	4.55%	6.09%
INE128M08011	9.81% L&T Metro Rail (Hyderabad) Limited **	ICRA AAA(CE)	400	4,380.50	3.95%	6.86%
INE516Y07444	6.75% Piramal Capital & Housing Finance Limited	ICRA AA	4,65,002	3,843.51	3.47%	11.06%
INE540P07327	10.15% U.P. Power Corporation Limited **	CRISIL A+(CE)	350	3,628.07	3.27%	8.93%
INE019A07431	8.5% JSW Steel Limited **	CARE AA	350	3,603.61	3.25%	7.74%
INE091A08149	9.5% Nirma Limited	CRISIL AA-	350	3,550.87	3.20%	6.70%
INE134E08LB1	5.47% Power Finance Corporation Limited **	CRISIL AAA	350	3,529.46	3.18%	4.93%
INE922K07096	9.29% India Shelter Finance Corporation Limited **	ICRA A	350	3,500.29	3.16%	9.50%
INE316W07054	11.5% Hero Solar Energy Private Limited **	CRISIL A+	350	3,492.68	3.15%	12.16%
INE041I007068	6.8% Embassy Office Parks REIT **	CRISIL AAA	350	3,465.64	3.13%	7.23%
INE507T07062	6.59% Summit Digitel Infrastructure Private Limited **	CRISIL AAA	350	3,455.48	3.12%	7.10%
INE062A08207	7.99% State Bank of India **	CRISIL AAA	250	2,629.67	2.37%	7.07%
INE233A08048	6.92% Godrej Industries Limited **	CRISIL AA	250	2,551.21	2.30%	6.22%
INE261F08CX2	5.53% National Bank For Agriculture and Rural Development **	ICRA AAA	250	2,518.13	2.27%	5.17%
INE205A07204	7.5% Vedanta Limited **	CRISIL AA-	250	2,508.09	2.26%	6.26%
INE448U07182	10.5% Veritas Finance Private Limited **	CARE A-	250	2,495.84	2.25%	11.09%
INE741X07036	11.5% Indiabulls Infraestate Limited **	BRICKWORK A+(CE)	419	2,257.74	2.04%	12.29%
INE516Q08349	10.5% Asirvad Microfinance Ltd **	CRISIL AA-	300	2,234.82	2.02%	11.95%
INE909H08345	7.75% TMF Holdings Limited **	CRISIL AA-	150	1,501.70	1.35%	7.72%
INE01HV07171	9.9% Vivriti Capital Private Limited **	ICRA AA+(CE)	200	1,114.68	1.01%	10.47%
INE124N07242	11.16% SK Finance Limited **	CARE A	10,00,000	1,019.87	0.92%	10.66%
INE641N08086	9.24% Ashoka Concessions Limited **	CRISIL AA-(CE)	100	998.94	0.90%	9.26%
INE641N08078	9.21% Ashoka Concessions Limited **	CRISIL AA-(CE)	100	998.81	0.90%	9.27%
INE124N07507	9.8% SK Finance Limited **	ICRA AA+(CE)	100	677.48	0.61%	8.43%
INE641N08052	9.01% Ashoka Concessions Limited **	CRISIL AA-(CE)	50	499.61	0.45%	9.08%
INE641N08060	9.11% Ashoka Concessions Limited **	CRISIL AA-(CE)	50	498.97	0.45%	9.19%
INE540P07079	8.97% U.P. Power Corporation Limited **	FITCH AA(CE)	5	51.32	0.05%	7.62%
	Subtotal			**80,335.93**	**72.47%**	
	(b) Privately placed / Unlisted					
	Non Convertible Debentures					
INE964Q07012	9.6% Renew Wind Energy (Raj One) Private Limited **	CARE A+(CE)	655	5,467.54	4.93%	10.70%
	Subtotal			**5,467.54**	**4.93%**	
	(c) Securitised Debt					
INE0C0T15040	Innovation Trust XXX **	CRISIL AAA(SO)	187	4,346.04	3.92%	10.12%
INE0BTV15246	First Business Receivables Trust **	CRISIL AAA(SO)	15	1,603.75	1.45%	6.99%
	Subtotal			**5,949.79**	**5.37%**	
	Total			**91,753.26**	**82.77%**	
	Money Market Instruments					
	Triparty Repo/ Reverse Repo Instrument					
	Triparty Repo			9,374.08	8.46%	
	Commercial Paper					
INE723X14AM9	Trust Investment Advisors Private Limited **	CARE A1+	300	1,494.09	1.35%	7.23%
	Total			**10,868.17**	**9.81%**	
	OTHERS					
	Cash Margin - CCIL			13.00	0.01%	
	Total			**13.00**	**0.01%**	
	Net Current Assets			**8,195.56**	**7.41%**	
	GRAND TOTAL			**1,10,829.99**	**100.00%**	

Security defaulted beyond its maturity date as on 30th November 2021 (forming part of net current assets) is as follows :

ISIN	Name of the Instrument	Value of security considered under Net Current Assets (Rs. In Lakhs)	% of Value of security considered under Net Current Assets to Net Assets	Total amount due including interest (Rs. In Lakhs)
INE076G07032	Avantha Realty Ltd ZCB (MD 29/03/2019) - Matured #	1,176.00	1.06%	3,179.62
INE217K07AC4	8.9% Reliance Home Finance Ltd Ser I (MD03/01/2020) - Matured #	5,214.58	4.71%	21,780.00

Disclosure of Yield to Call

"With Reference to " AMFI Best Practices Guidelines Circular No. 91/ 2020 – 21 on Valuation of AT-1 Bonds and Tier 2 Bonds" disclosure of Yield to Call as follows"

isin_code	security_name	Yield to Call
INE062A08207	7.99% SBI BS3 Tier2 NCD (MD28/06/2029) CALL28/6/24	5.74%

**** Non Traded Securities/Illiquid Securities**
 # Securities classified as below investment grade or default

Nippon India Mutual Fund has segregated securities of Vodafone Idea Limited (VIL) from portfolio of the scheme due to some adverse developments and rating downgrade by CARE to BB- on Feb 17, 2020

NIPPON INDIA CREDIT RISK FUND-SEGREGATED PORTFOLIO 1

ISIN	Name of the Instrument	Industry / Rating	Quantity	Market/Fair Value (Rs. in Lacs)	% to NAV	YIELD
	Debt Instruments					
	(a) Listed / awaiting listing on Stock Exchange					
	Non Convertible Debentures					
INE669E08284	8.04% Vodafone Idea Limited **#	CARE B-	868	2,130.77	91.18%	
	Subtotal			**2,130.77**	**91.18%**	
	(b) Privately placed / Unlisted			**NIL**	**NIL**	
	Subtotal			**NIL**	**NIL**	
	(c) Securitised Debt					
	Subtotal			**NIL**	**NIL**	
	Total			**2,130.77**	**91.18%**	
	Net Current Assets			**206.11**	**8.82%**	
	GRAND TOTAL			**2,336.88**	**100.00%**	

**** Non Traded Securities/Illiquid Securities**
 # Securities classified as below investment grade or default

Nippon India Mutual Fund has segregated debt securities of Yes Bank Limited from portfolio of the scheme due to rating downgrade by ICRA to "D" on March 6, 2020.

NIPPON INDIA CREDIT RISK FUND-SEGREGATED PORTFOLIO 2

ISIN	Name of the Instrument	Industry / Rating	Quantity	Market/Fair Value (Rs. in Lacs)	% to NAV	YIELD
	Debt Instruments					
	(a) Listed / awaiting listing on Stock Exchange					
	Non Convertible Debentures					
INE528G08352	9.5% Yes Bank Limited **#	ICRA D	898	0.00	$0.00%	
INE528G08394	9% Yes Bank Limited **#	ICRA D	6,500	0.00	$0.00%	
	Subtotal			**0.00**	**0.00%**	
	(b) Privately placed / Unlisted			**NIL**	**NIL**	
	Subtotal			**NIL**	**NIL**	
	(c) Securitised Debt					
	Subtotal			**NIL**	**NIL**	
	Total			**0.00**	**0.00%**	
	Net Current Assets			**0.00**	**100.00%**	
	GRAND TOTAL			**0.00**	**100.00%**	

**** Non Traded Securities/Illiquid Securities**
$ Less Than 0.01% of NAV
 # Securities classified as below investment grade or default

SCHEME RISK-O-METER

BENCHMARK NAME - NIFTY CREDIT RISK BOND INDEX
BENCHMARK RISK-O-METER

NIPPON INDIA VALUE FUND (An Open Ended Equity Scheme Following A Value Investment Strategy)

Index

Monthly Portfolio Statement as on November 30,2021

ISIN	Name of the Instrument	Industry / Rating	Quantity	Market/Fair Value (Rs. in Lacs)	% to NAV	YIELD
	Equity & Equity related					
	(a) Listed / awaiting listing on Stock Exchanges					
INE009A01021	Infosys Limited	Software	15,20,779	26,045.62	6.23%	
INE090A01021	ICICI Bank Limited	Banks	35,74,797	25,536.56	6.11%	
INE040A01034	HDFC Bank Limited	Banks	14,68,000	21,925.31	5.25%	
INE397D01024	Bharti Airtel Limited	Telecom - Services	27,17,248	19,788.36	4.73%	
INE002A01018	Reliance Industries Limited	Petroleum Products	7,60,198	18,285.80	4.38%	
INE018A01030	Larsen & Toubro Limited	Construction Project	9,76,046	17,224.77	4.12%	
INE935N01020	Dixon Technologies (India) Limited	Consumer Durables	2,85,340	14,554.34	3.48%	
INE361B01024	Divi's Laboratories Limited	Pharmaceuticals	2,60,000	12,684.88	3.04%	
INE062A01020	State Bank of India	Banks	24,52,779	11,296.27	2.70%	
INE238A01034	Axis Bank Limited	Banks	15,65,723	10,265.66	2.46%	
INE245A01021	Tata Power Company Limited	Power	39,40,574	8,543.16	2.04%	
INE263A01024	Bharat Electronics Limited	Aerospace & Defense	41,29,658	8,414.18	2.01%	
INE732I01013	Angel One Limited	Capital Markets	7,74,100	7,851.31	1.88%	
INE671A01010	Honeywell Automation India Limited	Industrial Capital Goods	18,873	7,340.57	1.76%	
INE061F01013	Fortis Healthcare Limited	Healthcare Services	24,78,114	6,958.54	1.67%	
INE149A01033	Cholamandalam Financial Holdings Limited	Finance	9,61,536	6,717.77	1.61%	
INE180A01020	Max Financial Services Limited	Insurance	7,13,142	6,705.32	1.60%	
INE154A01025	ITC Limited	Consumer Non Durables	27,41,176	6,062.11	1.45%	
INE001A01036	Housing Development Finance Corporation Limited	Finance	2,20,000	5,880.82	1.41%	
INE044A01036	Sun Pharmaceutical Industries Limited	Pharmaceuticals	7,15,072	5,388.78	1.29%	
INE081A01012	Tata Steel Limited	Ferrous Metals	4,99,385	5,349.41	1.28%	
INE647O01011	Aditya Birla Fashion and Retail Limited	Retailing	20,13,726	5,137.02	1.23%	
INE647A01010	SRF Limited	Chemicals	2,38,415	4,782.25	1.14%	
INE414G01012	Muthoot Finance Limited	Finance	3,34,623	4,772.39	1.14%	
INE775A01035	Motherson Sumi Systems Limited	Auto Ancillaries	22,72,500	4,768.84	1.14%	
INE860A01027	HCL Technologies Limited	Software	4,10,000	4,668.47	1.12%	
INE101A01026	Mahindra & Mahindra Limited	Auto	5,00,000	4,177.50	1.00%	
INE685A01028	Torrent Pharmaceuticals Limited	Pharmaceuticals	1,37,074	4,169.86	1.00%	
INE059A01026	Cipla Limited	Pharmaceuticals	4,29,000	4,166.88	1.00%	
INE038A01020	Hindalco Industries Limited	Non - Ferrous Metals	10,00,000	4,127.50	0.99%	
INE371P01015	Amber Enterprises India Limited	Consumer Durables	1,33,384	4,040.80	0.97%	
INE094A01015	Hindustan Petroleum Corporation Limited	Petroleum Products	13,58,330	4,008.43	0.96%	
INE208A01029	Ashok Leyland Limited	Auto	33,00,000	3,950.10	0.95%	
INE306R01017	Intellect Design Arena Limited	Software	5,99,253	3,720.76	0.89%	
INE121A01024	Cholamandalam Investment and Finance Company Limited	Finance	6,75,673	3,719.58	0.89%	
INE123W01016	SBI Life Insurance Company Limited	Insurance	3,20,000	3,713.76	0.89%	
INE985S01024	TeamLease Services Limited	Commercial Services	84,241	3,604.25	0.86%	
INE093I01010	Oberoi Realty Limited	Construction	4,32,436	3,601.11	0.86%	
INE299U01018	Crompton Greaves Consumer Electricals Limited	Consumer Durables	8,00,000	3,586.00	0.86%	
INE028A01039	Bank of Baroda	Banks	38,64,132	3,313.49	0.79%	
INE340A01012	Birla Corporation Limited	Cement & Cement Products	2,35,476	3,176.81	0.76%	
INE045A01017	Ador Welding Limited	Industrial Products	4,63,724	3,141.27	0.75%	
INE053F01010	Indian Railway Finance Corporation Limited	Finance	1,34,60,750	3,129.62	0.75%	
INE320J01015	RITES Limited	Engineering Services	11,03,888	3,064.95	0.73%	
INE949L01017	AU Small Finance Bank Limited	Banks	2,79,310	3,061.52	0.73%	
INE749A01030	Jindal Steel & Power Limited	Ferrous Metals	8,90,400	3,058.97	0.73%	
INE012A01025	ACC Limited	Cement & Cement Products	1,32,000	3,018.05	0.72%	
INE520A01027	Zensar Technologies Limited	Software	6,50,000	2,902.58	0.69%	
INE069I01010	Indiabulls Real Estate Limited	Construction	17,20,881	2,884.20	0.69%	
INE230A01023	EIH Limited	Leisure Services	23,71,895	2,855.76	0.68%	
INE211B01039	The Phoenix Mills Limited	Construction	2,95,542	2,801.29	0.67%	
INE540L01014	Alkem Laboratories Limited	Pharmaceuticals	75,000	2,695.09	0.64%	
INE918I01018	Bajaj Finserv Limited	Insurance	15,000	2,585.60	0.62%	
INE811K01011	Prestige Estates Projects Limited	Construction	6,00,000	2,530.50	0.61%	
INE467B01029	Tata Consultancy Services Limited	Software	67,921	2,397.03	0.57%	
INE003A01024	Siemens Limited	Industrial Capital Goods	1,08,952	2,344.54	0.56%	
INE742F01042	Adani Ports and Special Economic Zone Limited	Transportation	3,40,000	2,325.09	0.56%	
INE665L01035	Varroc Engineering Limited	Auto Ancillaries	7,71,208	2,275.45	0.54%	
INE213A01029	Oil & Natural Gas Corporation Limited	Oil	15,00,000	2,131.50	0.51%	
INE488A01050	Chemplast Sanmar Limited	Chemicals	3,69,657	2,116.66	0.51%	
INE671H01015	Sobha Limited	Construction	2,43,602	2,086.57	0.50%	
INE780C01023	JM Financial Limited	Finance	27,60,135	1,963.84	0.47%	
INE030A01027	Hindustan Unilever Limited	Consumer Non Durables	84,000	1,946.74	0.47%	
INE285J01028	SIS Limited	Commercial Services	4,00,858	1,927.73	0.46%	
INE982F01036	Hathway Cable & Datacom Limited	Entertainment	93,00,000	1,860.00	0.45%	
INE118D01016	Nuvoco Vistas Corporation Limited	Cement & Cement Products	3,43,198	1,823.58	0.44%	
INE195J01029	PNC Infratech Limited	Construction	5,87,634	1,806.39	0.43%	
INE917I01010	Bajaj Auto Limited	Auto	53,000	1,717.36	0.41%	
INE129A01019	GAIL (India) Limited	Gas	12,00,000	1,557.60	0.37%	
INE115A01026	LIC Housing Finance Limited	Finance	4,00,000	1,488.40	0.36%	
INE001A13049	Housing Development Finance Corporation Limited (Warrant)	Finance	1,80,000	1,401.21	0.34%	
INE155A01022	Tata Motors Limited	Auto	2,50,000	1,146.50	0.27%	
IN9397D01014	Bharti Airtel Limited - Partly paid up share	Telecom - Services	1,94,089	758.50	0.18%	
	Subtotal			**4,06,829.43**	**97.35%**	
	(b) UNLISTED					
INE549I01011	Innoventive Industries Limited **	Ferrous Metals	30,00,000	0.00	$0.00%	
	Subtotal			**0.00**	**0.00%**	
	Total			**4,06,829.43**	**97.35%**	
	Money Market Instruments					
	Triparty Repo/ Reverse Repo Instrument					
	Triparty Repo			10,971.68	2.63%	
	Total			**10,971.68**	**2.63%**	
	Exchange Traded Funds					
INF204KB18I3	Nippon India ETF NV20		12,60,000	1,195.61	0.29%	
	Total			**1,195.61**	**0.29%**	
	OTHERS					
	Cash Margin - Derivatives			0.00	$0.00%	
	Cash Margin - CCIL			0.00	$0.00%	
	Total			**0.00**	**0.00%**	
	Net Current Assets			**(1,078.11)**	**-0.27%**	
	GRAND TOTAL			**4,17,918.61**	**100.00%**	

$ Less Than 0.01% of NAV

**** Non Traded Securities/Illiquid Securities**

SCHEME RISK-O-METER

BENCHMARK NAME - NIFTY 500 TRI
BENCHMARK RISK-O-METER

NIPPON INDIA EQUITY HYBRID FUND (An Open Ended Hybrid Scheme Investing Predominantly In Equity And Equity Related Instruments)

Index

Monthly Portfolio Statement as on November 30,2021

ISIN	Name of the Instrument	Industry / Rating	Quantity	Market/Fair Value (Rs. in Lacs)	% to NAV	YIELD
	Equity & Equity related					
	(a) Listed / awaiting listing on Stock Exchanges					
INE009A01021	Infosys Limited	Software	16,50,000	28,258.73	8.49%	
INE040A01034	HDFC Bank Limited	Banks	14,35,000	21,432.44	6.44%	
INE090A01021	ICICI Bank Limited	Banks	28,00,000	20,001.80	6.01%	
INE002A01018	Reliance Industries Limited	Petroleum Products	7,98,000	19,195.09	5.77%	
INE397D01024	Bharti Airtel Limited	Telecom - Services	16,75,000	12,198.19	3.66%	
INE001A01036	Housing Development Finance Corporation Limited	Finance	4,40,236	11,767.95	3.54%	
INE018A01030	Larsen & Toubro Limited	Construction Project	6,50,000	11,470.88	3.45%	
INE238A01034	Axis Bank Limited	Banks	15,30,000	10,031.45	3.01%	
INE062A01020	State Bank of India	Banks	20,00,000	9,211.00	2.77%	
INE044A01036	Sun Pharmaceutical Industries Limited	Pharmaceuticals	11,90,000	8,967.84	2.69%	
INE154A01025	ITC Limited	Consumer Non Durables	35,00,000	7,740.25	2.33%	
INE047A01021	Grasim Industries Limited	Cement & Cement Products	4,35,000	7,231.66	2.17%	
INE030A01027	Hindustan Unilever Limited	Consumer Non Durables	3,11,546	7,220.23	2.17%	
INE742F01042	Adani Ports and Special Economic Zone Limited	Transportation	8,64,000	5,908.46	1.77%	
INE007C01011	Latent View Analytics Limited	Software	8,37,520	5,497.90	1.65%	
INE733E01010	NTPC Limited	Power	37,50,620	4,772.66	1.43%	
INE860A01027	HCL Technologies Limited	Software	4,00,000	4,554.60	1.37%	
INE749A01030	Jindal Steel & Power Limited	Ferrous Metals	11,62,000	3,992.05	1.20%	
INE417T01026	PB Fintech Limited	Financial Technology (FINTECH)	3,06,105	3,721.01	1.12%	
INE467B01029	Tata Consultancy Services Limited	Software	89,989	3,175.85	0.95%	
INE585B01010	Maruti Suzuki India Limited	Auto	40,000	2,827.12	0.85%	
INE081A01012	Tata Steel Limited	Ferrous Metals	2,57,298	2,756.18	0.83%	
IN9155A01020	Tata Motors Limited (DVR Shares)	Auto	10,00,000	2,569.50	0.77%	
INE101A01026	Mahindra & Mahindra Limited	Auto	2,80,000	2,339.40	0.70%	
INE288B01029	Deepak Nitrite Limited	Chemicals	98,000	2,077.01	0.62%	
INE296A01024	Bajaj Finance Limited	Finance	29,600	2,071.19	0.62%	
INE237A01028	Kotak Mahindra Bank Limited	Banks	1,00,000	1,961.90	0.59%	
INE674K01013	Aditya Birla Capital Limited	Finance	16,62,025	1,813.27	0.54%	
INE494B01023	TVS Motor Company Limited	Auto	2,50,000	1,716.25	0.52%	
INE123W01016	SBI Life Insurance Company Limited	Insurance	1,40,000	1,624.77	0.49%	
INE388Y01029	FSN E-Commerce Ventures Limited	Retailing	62,220	1,518.45	0.46%	
INE625G01013	Welspun Enterprises Limited	Construction Project	14,67,500	1,375.78	0.41%	
INE326A01037	Lupin Limited	Pharmaceuticals	1,55,000	1,370.82	0.41%	
INE213A01029	Oil & Natural Gas Corporation Limited	Oil	9,00,000	1,278.90	0.38%	
INE795G01014	HDFC Life Insurance Company Limited	Insurance	1,79,692	1,223.34	0.37%	
INE115A01026	LIC Housing Finance Limited	Finance	3,28,506	1,222.37	0.37%	
INE299U01018	Crompton Greaves Consumer Electricals Limited	Consumer Durables	2,60,000	1,165.45	0.35%	
INE732I01013	Angel One Limited	Capital Markets	1,12,413	1,140.15	0.34%	
INE208A01029	Ashok Leyland Limited	Auto	9,50,000	1,137.15	0.34%	
INE068V01023	Gland Pharma Limited	Pharmaceuticals	29,000	1,039.75	0.31%	
INE018E01016	SBI Cards and Payment Services Limited	Finance	1,07,000	1,017.04	0.31%	
INE764L01010	Sadbhav Infrastructure Project Limited	Construction Project	74,08,739	963.14	0.29%	
INE226H01026	Sadbhav Engineering Limited	Construction Project	25,00,000	946.25	0.28%	
INE878A01011	GE Power India Limited	Industrial Capital Goods	3,55,666	822.12	0.25%	
INE918I01018	Bajaj Finserv Limited	Insurance	3,300	568.83	0.17%	
IN9397D01014	Bharti Airtel Limited - Partly paid up share	Telecom - Services	1,44,642	565.26	0.17%	
INE059A01026	Cipla Limited	Pharmaceuticals	53,225	516.97	0.16%	
INE935N01020	Dixon Technologies (India) Limited	Consumer Durables	10,000	510.07	0.15%	
INE854D01024	United Spirits Limited	Consumer Non Durables	50,000	441.48	0.13%	
INE061F01013	Fortis Healthcare Limited	Healthcare Services	1,942	5.45	$0.00%	
	Subtotal			**2,46,935.40**	**74.17%**	
	(b) UNLISTED			**NIL**	**NIL**	**NIL**
	Subtotal			**NIL**	**NIL**	**NIL**
	Total			**2,46,935.40**	**74.17%**	
	Debt Instruments					
	(a) Listed / awaiting listing on Stock Exchange					
	Government Securities					
IN0020210137	4.68% Government of India	SOVEREIGN	25,00,000	2,483.44	0.75%	7.76%
IN0020200096	6.19% Government of India	SOVEREIGN	25,00,000	2,389.26	0.72%	6.71%
IN0020160035	6.97% Government of India	SOVEREIGN	15,00,000	1,578.25	0.47%	5.70%
IN0020160118	6.79% Government of India	SOVEREIGN	10,00,000	1,030.00	0.31%	6.31%
IN0020210020	6.64% Government of India	SOVEREIGN	10,00,000	989.62	0.30%	6.76%
IN0020120039	8.33% Government of India	SOVEREIGN	5,00,000	550.46	0.17%	5.80%
IN1520190043	7.89% State Government Securities	SOVEREIGN	5,00,000	535.09	0.16%	5.63%
IN0020210152	6.67% Government of India	SOVEREIGN	4,98,600	495.60	0.15%	6.74%
IN0020070069	8.28% Government of India	SOVEREIGN	1,00,000	110.99	0.03%	6.01%
IN0020150028	7.88% Government of India	SOVEREIGN	71,500	78.36	0.02%	6.37%
IN0020170042	6.68% Government of India	SOVEREIGN	20,700	21.14	0.01%	6.38%
IN0020190065	7.57% Government of India	SOVEREIGN	10,200	10.95	$0.00%	6.64%
IN0020180454	7.26% Government of India	SOVEREIGN	8,600	9.11	$0.00%	6.22%
	Non Convertible Debentures					
INE540P07210	9.75% U.P. Power Corporation Limited **	CRISIL A+(CE)	1,500	15,149.91	4.55%	7.93%
INE726G08014	6.85% ICICI Prudential Life Insurance Company Limited **	CRISIL AAA	600	6,010.29	1.81%	6.81%
INE790Z07038	9.04% Indlinfravit Trust **	CRISIL AAA	500	5,090.90	1.53%	6.15%
INE322J08024	5.85% Bharat Oman Refineries Limited **	CRISIL AAA	500	5,044.29	1.52%	5.24%
INE261F08CX2	5.53% National Bank For Agriculture and Rural Development **	ICRA AAA	500	5,036.27	1.51%	5.17%
INE163N08156	7.98% ONGC Petro Additions Limited **	ICRA AA	350	3,607.80	1.08%	6.20%
INE507T07070	7.4% Summit Digitel Infrastructure Private Limited **	CRISIL AAA	300	2,989.94	0.90%	7.68%
INE040A08401	6.44% HDFC Bank Limited **	CRISIL AAA	250	2,474.51	0.74%	6.63%
INE511N08016	7.5% Max Life Insurance Company Limited **	CRISIL AA+	200	2,006.31	0.60%	7.42%
INE124D08019	9.1% Reliance General Insuarance Company Ltd **	CARE A	250	1,854.59	0.56%	17.55%
INE516Y07444	6.75% Piramal Capital & Housing Finance Limited	ICRA AA	2,00,000	1,653.11	0.50%	11.06%
INE01HV07171	9.9% Viviriti Capital Private Limited **	ICRA AA+(CE)	250	1,393.35	0.42%	10.47%
INE267A08012	5.35% Hindustan Zinc Limited **	CRISIL AAA	150	1,206.79	0.36%	4.96%
INE557L07031	8.6% Ahmedabad Maliya Tollway Limited **	ICRA AA(CE)	120	1,196.98	0.36%	8.77%
INE883F07199	8.2% Aadhar Housing Finance Limited **	CARE AA	100	1,028.07	0.31%	6.43%
INE343G08026	5.9% Bharti Hexacom Limited **	CRISIL AA+	100	997.24	0.30%	6.03%
INE945S07074	8.5% Kudgi Transmission Ltd **	CRISIL AAA	30	301.42	0.09%	6.92%
INE217K08271	9.25% Reliance Home Finance Limited ** #	CARE D	16,78,000	0.00	$0.00%	
	Subtotal			**67,324.04**	**20.23%**	
	(b) Privately placed / Unlisted					
	Non Convertible Debentures					
INE964Q07012	9.6% Renew Wind Energy (Raj One) Private Limited **	CARE A+(CE)	668	5,576.06	1.68%	10.70%
INE209W07010	9.6% Narmada Wind Energy Private Limited **	CARE A+(CE)	569	4,623.64	1.39%	10.70%
INE895D08543	9.67% Tata Sons Private Ltd **	CRISIL AAA	10	103.28	0.03%	5.20%
INE895D07396	9.74% Tata Sons Private Ltd **	CRISIL AAA	2	21.35	0.01%	6.23%
	Subtotal			**10,324.33**	**3.11%**	
	(c) Securitised Debt					
INE0C0T15040	Innovation Trust XXX **	CRISIL AAA(SO)	92	2,138.16	0.64%	10.12%
	Subtotal			**2,138.16**	**0.64%**	
	Total			**79,786.53**	**23.98%**	
	Money Market Instruments					
	Triparty Repo/ Reverse Repo Instrument					
	Triparty Repo			9,520.02	2.86%	
	Total			**9,520.02**	**2.86%**	
	OTHERS					
	Cash Margin - Derivatives			600.00	0.18%	
	Cash Margin - CCIL			50.00	0.02%	
	Total			**650.00**	**0.20%**	
	Net Current Assets			**(4,004.24)**	**-1.21%**	
	GRAND TOTAL			**3,32,887.71**	**100.00%**	

Security defaulted beyond its maturity date as on 30th November 2021 (forming part of net current assets) is as follows :

ISIN	Name of the Instrument	Value of security considered under Net Current Assets (Rs. In Lakhs)	% of Value of security considered under Net Current Assets to Net Assets	Total amount due including interest (Rs. In Lakhs)
INE076G07032	Avantha Realty Ltd ZCB (MD 29/03/2019) - Matured #	784.00	0.24%	2,119.75

**** Non Traded Securities/Illiquid Securities**
$ Less Than 0.01% of NAV
 # Securities classified as below investment grade or default

Due to credit event (Default of debt servicing by Reliance Capital Limited (RCL) on Sep 20, 2019, securities of RCL have been segregated from the scheme's portfolio w.e.f. Sep 25, 2019

NIPPON INDIA EQUITY HYBRID FUND-SEGREGATED PORTFOLIO 1

ISIN	Name of the Instrument	Industry / Rating	Quantity	Market/Fair Value (Rs. in Lacs)	% to NAV	YIELD
	Debt Instruments					
	(a) Listed / awaiting listing on Stock Exchange					
	Non Convertible Debentures					
INE013A074H7	8.85% Reliance Capital Limited **#	CARE D	346	865.00	92.69%	
	Subtotal			**865.00**	**92.69%**	
	(b) Privately placed / Unlisted			**NIL**	**NIL**	
	Subtotal			**NIL**	**NIL**	
	(c) Securitised Debt					
	Subtotal			**NIL**	**NIL**	
	Total			**865.00**	**92.69%**	
	Net Current Assets			**68.18**	**7.31%**	
	GRAND TOTAL			**933.18**	**100.00%**	

**** Non Traded Securities/Illiquid Securities**
 # Securities classified as below investment grade or default

Nippon India Mutual Fund has segregated debt securities of Yes Bank Limited from portfolio of the scheme due to rating downgrade by ICRA to "D" on March 6, 2020.

NIPPON INDIA EQUITY HYBRID FUND-SEGREGATED PORTFOLIO 2

ISIN	Name of the Instrument	Industry / Rating	Quantity	Market/Fair Value (Rs. in Lacs)	% to NAV	YIELD
	Debt Instruments					
	(a) Listed / awaiting listing on Stock Exchange					
	Non Convertible Debentures					
INE528G08352	9.5% Yes Bank Limited **#	ICRA D	630	0.00	$0.00%	
INE528G08394	9% Yes Bank Limited **#	ICRA D	8,153	0.00	$0.00%	
	Subtotal			**0.00**	**0.00%**	
	(b) Privately placed / Unlisted			**NIL**	**NIL**	
	Subtotal			**NIL**	**NIL**	
	(c) Securitised Debt					
	Subtotal			**NIL**	**NIL**	
	Total			**0.00**	**0.00%**	
	Net Current Assets			**0.00**	**100.00%**	
	GRAND TOTAL			**0.00**	**100.00%**	

** Non Traded Securities/Illiquid Securities
$ Less Than 0.01% of NAV
# Securities classified as below investment grade or default

SCHEME RISK-O-METER

BENCHMARK NAME - CRISIL HYBRID 35+65 - AGGRESSIVE INDEX
BENCHMARK RISK-O-METER

Index

ISIN	Name of the Instrument	Industry / Rating	Quantity	Market/Fair Value (Rs. in Lacs)	% to NAV	YIELD
	Debt Instruments					
	(a) Listed / awaiting listing on Stock Exchange					
	Government Securities					

NIPPON INDIA TAX SAVER (ELSS) FUND (An open ended equity linked saving scheme with a statutory lock in of 3 years and tax benefit)

Index

Monthly Portfolio Statement as on November 30,2021

ISIN	Name of the Instrument	Industry / Rating	Quantity	Market/Fair Value (Rs. in Lacs)	% to NAV	YIELD
	Equity & Equity related					
	(a) Listed / awaiting listing on Stock Exchanges					
INE040A01034	HDFC Bank Limited	Banks	66,00,000	98,574.30	8.29%	
INE009A01021	Infosys Limited	Software	55,00,000	94,195.75	7.93%	
INE090A01021	ICICI Bank Limited	Banks	1,10,00,000	78,578.50	6.61%	
INE002A01018	Reliance Industries Limited	Petroleum Products	29,00,000	69,756.60	5.87%	
INE018A01030	Larsen & Toubro Limited	Construction Project	30,00,000	52,942.50	4.45%	
INE062A01020	State Bank of India	Banks	1,00,00,000	46,055.00	3.88%	
INE001A01036	Housing Development Finance Corporation Limited	Finance	17,00,000	45,442.70	3.82%	
INE238A01034	Axis Bank Limited	Banks	65,00,000	42,617.25	3.59%	
INE397D01024	Bharti Airtel Limited	Telecom - Services	53,00,000	38,597.25	3.25%	
INE044A01036	Sun Pharmaceutical Industries Limited	Pharmaceuticals	46,00,000	34,665.60	2.92%	
INE155A01022	Tata Motors Limited	Auto	66,00,000	30,267.60	2.55%	
INE030A01027	Hindustan Unilever Limited	Consumer Non Durables	12,31,899	28,549.88	2.40%	
INE473A01011	Linde India Limited	Chemicals	10,34,990	25,960.14	2.18%	
INE081A01012	Tata Steel Limited	Ferrous Metals	23,00,000	24,637.60	2.07%	
INE237A01028	Kotak Mahindra Bank Limited	Banks	12,00,000	23,542.80	1.98%	
INE733E01010	NTPC Limited	Power	1,79,90,000	22,892.28	1.93%	
INE123W01016	SBI Life Insurance Company Limited	Insurance	18,00,000	20,889.90	1.76%	
INE860A01027	HCL Technologies Limited	Software	17,00,000	19,357.05	1.63%	
INE018E01016	SBI Cards and Payment Services Limited	Finance	20,00,000	19,010.00	1.60%	
INE481G01011	UltraTech Cement Limited	Cement & Cement Products	2,50,000	18,584.38	1.56%	
INE467B01029	Tata Consultancy Services Limited	Software	5,00,000	17,645.75	1.48%	
INE00R701025	Dalmia Bharat Limited	Cement & Cement Products	9,40,182	17,613.37	1.48%	
INE742F01042	Adani Ports and Special Economic Zone Limited	Transportation	23,00,000	15,728.55	1.32%	
INE918I01018	Bajaj Finserv Limited	Insurance	90,000	15,513.62	1.31%	
INE749A01030	Jindal Steel & Power Limited	Ferrous Metals	45,00,000	15,459.75	1.30%	
INE999A01015	KSB Limited	Industrial Products	12,22,723	15,185.61	1.28%	
INE176A01028	Bata India Limited	Consumer Durables	8,00,000	15,025.60	1.26%	
INE105A01035	Sundaram Clayton Limited	Auto Ancillaries	3,21,637	14,385.21	1.21%	
INE854D01024	United Spirits Limited	Consumer Non Durables	16,00,000	14,127.20	1.19%	
INE669C01036	Tech Mahindra Limited	Software	9,00,000	13,873.05	1.17%	
INE200M01013	Varun Beverages Limited	Consumer Non Durables	15,37,500	13,706.04	1.15%	
INE149A01033	Cholamandalam Financial Holdings Limited	Finance	19,25,326	13,451.29	1.13%	
INE774D01024	Mahindra & Mahindra Financial Services Limited	Finance	85,00,000	13,192.00	1.11%	
INE670K01029	Macrotech Developers Limited	Construction	9,00,000	12,760.20	1.07%	
INE944F01028	Radico Khaitan Limited	Consumer Non Durables	10,70,000	12,008.61	1.01%	
INE715A01015	Wheels India Limited	Auto Ancillaries	17,08,406	10,956.86	0.92%	
INE208A01029	Ashok Leyland Limited	Auto	80,00,000	9,576.00	0.81%	
INE134E01011	Power Finance Corporation Limited	Finance	80,00,000	9,304.00	0.78%	
INE038A01020	Hindalco Industries Limited	Non - Ferrous Metals	22,00,000	9,080.50	0.76%	
INE055A01016	Century Textiles & Industries Limited	Paper	11,01,220	8,438.65	0.71%	
INE647O01011	Aditya Birla Fashion and Retail Limited	Retailing	31,99,316	8,161.46	0.69%	
INE775A01035	Motherson Sumi Systems Limited	Auto Ancillaries	38,84,173	8,150.94	0.69%	
INE449A01011	Automotive Axles Limited	Auto Ancillaries	6,00,000	7,614.90	0.64%	
INE634I01029	KNR Constructions Limited	Construction	24,80,000	6,973.76	0.59%	
INE455K01017	Polycab India Limited	Industrial Products	3,00,000	6,917.85	0.58%	
IN9397D01014	Bharti Airtel Limited - Partly paid up share	Telecom - Services	15,48,179	6,050.28	0.51%	
INE765G01017	ICICI Lombard General Insurance Company Limited	Insurance	4,00,000	5,749.40	0.48%	
INE388Y01029	FSN E-Commerce Ventures Limited	Retailing	2,27,068	5,541.48	0.47%	
INE066F01012	Hindustan Aeronautics Limited	Aerospace & Defense	3,52,884	4,505.98	0.38%	
INE136B01020	Cyient Limited	Software	3,87,000	3,918.18	0.33%	
INE477A01020	Can Fin Homes Limited	Finance	6,38,950	3,770.44	0.32%	
INE876N01018	Orient Cement Limited	Cement & Cement Products	20,00,000	3,129.00	0.26%	
INE982F01036	Hathway Cable & Datacom Limited	Entertainment	97,00,000	1,940.00	0.16%	
INE001A13049	Housing Development Finance Corporation Limited (Warrant)	Finance	1,95,600	1,522.65	0.13%	
INE176B01034	Havells India Limited	Consumer Durables	1,00,000	1,360.35	0.11%	
	Subtotal			**11,77,455.61**	**99.06%**	
	(b) UNLISTED			**NIL**	**NIL**	**NIL**
	Subtotal			**NIL**	**NIL**	**NIL**
	Total			**11,77,455.61**	**99.06%**	
	Money Market Instruments					
	Triparty Repo/ Reverse Repo Instrument					
	Triparty Repo			13,262.08	1.12%	
	Total			**13,262.08**	**1.12%**	
	OTHERS					
	Cash Margin - CCIL			0.00	$0.00%	
	Total			**0.00**	**0.00%**	
	Net Current Assets			**(2,241.81)**	**-0.18%**	
	GRAND TOTAL			**11,88,475.88**	**100.00%**	

$ Less Than 0.01% of NAV

SCHEME RISK-O-METER

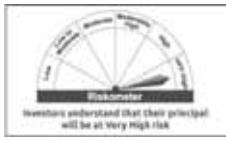

BENCHMARK NAME - S&P BSE 200 TRI
BENCHMARK RISK-O-METER

NIPPON INDIA FOCUSED EQUITY FUND (An Open Ended Multi Cap Equity Scheme Investing In Maximum 30 Stocks)

Index

Monthly Portfolio Statement as on November 30,2021

ISIN	Name of the Instrument	Industry / Rating	Quantity	Market/Fair Value (Rs. in Lacs)	% to NAV	YIELD
	Equity & Equity related					
	(a) Listed / awaiting listing on Stock Exchanges					
INE090A01021	ICICI Bank Limited	Banks	72,01,100	51,441.06	9.12%	
INE238A01034	Axis Bank Limited	Banks	64,49,964	42,289.19	7.50%	
INE009A01021	Infosys Limited	Software	21,62,398	37,034.31	6.57%	
INE062A01020	State Bank of India	Banks	80,00,000	36,844.00	6.53%	
INE002A01018	Reliance Industries Limited	Petroleum Products	9,74,209	23,433.62	4.16%	
INE018A01030	Larsen & Toubro Limited	Construction Project	13,21,612	23,323.15	4.14%	
INE154A01025	ITC Limited	Consumer Non Durables	1,00,51,409	22,228.69	3.94%	
INE018E01016	SBI Cards and Payment Services Limited	Finance	21,50,000	20,435.75	3.62%	
INE200M01013	Varun Beverages Limited	Consumer Non Durables	21,94,532	19,563.16	3.47%	
INE044A01036	Sun Pharmaceutical Industries Limited	Pharmaceuticals	22,51,474	16,967.11	3.01%	
INE040A01034	HDFC Bank Limited	Banks	11,11,832	16,605.77	2.95%	
INE155A01022	Tata Motors Limited	Auto	35,24,024	16,161.17	2.87%	
INE149A01033	Cholamandalam Financial Holdings Limited	Finance	22,92,551	16,016.91	2.84%	
IN9397D01014	Bharti Airtel Limited - Partly paid up share	Telecom - Services	40,39,285	15,785.53	2.80%	
INE191H01014	PVR Limited	Entertainment	11,29,929	15,498.11	2.75%	
INE671A01010	Honeywell Automation India Limited	Industrial Capital Goods	38,880	15,122.20	2.68%	
INE111A01025	Container Corporation of India Limited	Transportation	23,52,553	14,585.83	2.59%	
INE00M201021	Sterling And Wilson Solar Limited	Construction Project	33,47,439	13,379.71	2.37%	
INE665L01035	Varroc Engineering Limited	Auto Ancillaries	44,61,802	13,164.55	2.33%	
INE029A01011	Bharat Petroleum Corporation Limited	Petroleum Products	34,00,000	12,580.00	2.23%	
INE397D01024	Bharti Airtel Limited	Telecom - Services	15,59,000	11,353.42	2.01%	
INE208A01029	Ashok Leyland Limited	Auto	91,62,643	10,967.68	1.95%	
INE494B01023	TVS Motor Company Limited	Auto	15,24,725	10,467.24	1.86%	
INE868B01028	NCC Limited	Construction Project	1,35,18,079	9,577.56	1.70%	
INE450U01017	Route Mobile Limited	Software	4,33,586	7,866.55	1.40%	
INE427F01016	Chalet Hotels Limited	Leisure Services	32,46,941	7,722.85	1.37%	
INE758T01015	Zomato Limited	Retailing	47,86,450	7,301.73	1.30%	
INE332A01027	Thomas Cook (India) Limited	Leisure Services	1,10,22,301	7,186.54	1.27%	
INE001A01036	Housing Development Finance Corporation Limited	Finance	2,00,000	5,346.20	0.95%	
INE001A13049	Housing Development Finance Corporation Limited (Warrant)	Finance	6,64,200	5,170.46	0.92%	
INE559A01017	IFB Industries Limited	Consumer Durables	4,33,953	4,945.98	0.88%	
	Subtotal			**5,30,366.03**	**94.08%**	
	(b) UNLISTED			**NIL**	**NIL**	**NIL**
	Subtotal			**NIL**	**NIL**	**NIL**
	Total			**5,30,366.03**	**94.08%**	
	Money Market Instruments					
	Triparty Repo/ Reverse Repo Instrument					
	Triparty Repo			23,969.24	4.25%	
	Total			**23,969.24**	**4.25%**	
	OTHERS					
	Cash Margin - Derivatives			1,800.00	0.32%	
	Cash Margin - CCIL			0.00	$0.00%	
	Total			**1,800.00**	**0.32%**	
	Net Current Assets			**7,697.50**	**1.35%**	
	GRAND TOTAL			**5,63,832.77**	**100.00%**	

$ Less Than 0.01% of NAV

SCHEME RISK-O-METER

BENCHMARK NAME - S&P BSE 500 TRI
BENCHMARK RISK-O-METER

NIPPON INDIA INTERVAL FUND - MONTHLY INTERVAL FUND - SERIES I (A Debt Oriented Interval Scheme)

Index

Monthly Portfolio Statement as on November 30,2021

ISIN	Name of the Instrument	Industry / Rating	Quantity	Market/Fair Value (Rs. in Lacs)	% to NAV	YIELD
	Money Market Instruments					
	Triparty Repo/ Reverse Repo Instrument					
	Triparty Repo			504.74	100.22%	
	Total			**504.74**	**100.22%**	
	Net Current Assets			**(1.09)**	**-0.22%**	
	GRAND TOTAL			**503.65**	**100.00%**	

SCHEME RISK-O-METER

BENCHMARK NAME - CRISIL LIQUID FUND INDEX
BENCHMARK RISK-O-METER

Nippon India Low Duration Fund (An open ended low duration debt scheme investing in debt and money market instruments such that the Macaulay duration of the portfolio is between 6 - 12 months.)

Index

Monthly Portfolio Statement as on November 30,2021

ISIN	Name of the Instrument	Industry / Rating	Quantity	Market/Fair Value (Rs. in Lacs)	% to NAV	YIELD
	Debt Instruments					
	(a) Listed / awaiting listing on Stock Exchange					
	Floating Rate Note					
INE721A07QK5	Shriram Transport Finance Company Limited **	FITCH AA+	1,000	10,039.12	1.06%	6.55%
	Government Securities					
IN0020060037	8.2% Government of India	SOVEREIGN	2,78,60,350	28,119.59	2.98%	3.51%
IN0020120013	8.15% Government of India	SOVEREIGN	2,53,22,600	25,879.60	2.74%	3.90%
IN0020130012	7.16% Government of India	SOVEREIGN	2,05,00,000	21,258.52	2.25%	4.53%
IN1620120122	8.57% State Government Securities	SOVEREIGN	1,00,00,000	10,438.74	1.11%	4.58%
IN0020200021	5.09% Government of India	SOVEREIGN	1,00,00,000	10,047.58	1.07%	3.77%
IN2020120084	8.65% State Government Securities	SOVEREIGN	75,00,000	7,825.62	0.83%	4.57%
IN2820120144	8.64% State Government Securities	SOVEREIGN	67,22,000	7,011.54	0.74%	4.59%
IN3120120123	8.63% State Government Securities	SOVEREIGN	50,00,000	5,217.03	0.55%	4.55%
IN3320160069	8.26% State Government Securities	SOVEREIGN	50,00,000	5,099.38	0.54%	4.22%
IN3320110155	9.28% State Government Securities	SOVEREIGN	45,00,000	4,581.41	0.49%	3.73%
IN2120120026	8.6% State Government Securities	SOVEREIGN	40,00,000	4,176.69	0.44%	4.59%
IN2220120090	8.67% State Government Securities	SOVEREIGN	25,00,000	2,616.79	0.28%	4.55%
IN3120120032	8.84% State Government Securities	SOVEREIGN	25,00,000	2,572.50	0.27%	4.12%
IN2720180040	8.35% State Government Securities	SOVEREIGN	5,00,000	525.82	0.06%	4.69%
IN2020130018	8.25% State Government Securities	SOVEREIGN	5,00,000	523.94	0.06%	4.67%
	Non Convertible Debentures					
INE261F08AT4	8.5% National Bank For Agriculture and Rural Development	CRISIL AAA	4,950	51,650.08	5.48%	4.57%
INE377Y07128	8.07% Bajaj Housing Finance Limited	CRISIL AAA	2,500	25,454.50	2.70%	4.78%
INE790Z07046	6.5% IndInfravit Trust **	CRISIL AAA	2,400	23,966.74	2.54%	6.15%
INE790Z07012	9.04% IndInfravit Trust **	CRISIL AAA	2,000	20,363.58	2.16%	6.15%
INE001A07SX1	5.3% Housing Development Finance Corporation Limited **	CRISIL AAA	2,000	20,058.38	2.13%	5.03%
INE916DA7RH3	4.98% Kotak Mahindra Prime Limited **	CRISIL AAA	2,000	19,973.16	2.12%	5.10%
INE691I07EQ6	7.67% L&T Finance Limited **	CRISIL AAA	1,550	15,649.50	1.66%	4.21%
INE041007043	6.7% Embassy Office Parks REIT **	CRISIL AAA	1,400	14,154.99	1.50%	5.91%
INE062A08165	8.9% State Bank of India **	CRISIL AAA	1,250	13,171.14	1.40%	7.86%
INE219X07025	8.99% India Grid Trust InvIT Fund **	CRISIL AAA	1,250	12,784.00	1.36%	6.49%
INE445L08433	5.4% Nabha Power Limited **	ICRA AAA(CE)	1,250	12,545.36	1.33%	5.11%
INE134E08JW1	8.18% Power Finance Corporation Limited **	CRISIL AAA	1,200	12,147.05	1.29%	3.78%
INE414G07FF7	7.4% Muthoot Finance Limited **	CRISIL AA+	11,50,000	11,726.11	1.24%	6.38%
INE516Y07386	8.35% Piramal Capital & Housing Finance Limited **	ICRA AA	11,44,000	11,474.97	1.22%	8.14%
INE721A07QH1	6.75% Shriram Transport Finance Company Limited **	CRISIL AA+	1,050	10,601.01	1.12%	7.64%
INE540P07137	8.48% U.P. Power Corporation Limited **	FITCH AA(CE)	1,000	10,121.34	1.07%	7.28%
INE377Y07169	6.94% Bajaj Housing Finance Limited **	CRISIL AAA	1,000	10,081.94	1.07%	4.09%
INE261F08CY0	5% National Bank For Agriculture and Rural Development **	CRISIL AAA	1,000	10,044.88	1.06%	4.61%
INE246R07475	5.5% NIIF Infrastructure Finance Limited **	ICRA AAA	1,000	9,968.59	1.06%	5.77%
INE414G07EU9	8.5% Muthoot Finance Limited **	CRISIL AA+	800	8,134.17	0.86%	5.38%
INE516Y07105	9.5% Piramal Capital & Housing Finance Limited **	CARE AA	814	6,574.80	0.70%	7.07%
INE020B08BM6	8.35% REC Limited **	CRISIL AAA	600	6,070.30	0.64%	3.80%
INE163N08156	7.98% ONGC Petro Additions Limited **	ICRA AA	500	5,154.00	0.55%	6.20%
INE296A07QX1	7.35% Bajaj Finance Limited **	CRISIL AAA	500	5,111.68	0.54%	4.86%
INE790Z07038	9.04% IndInfravit Trust **	CRISIL AAA	500	5,090.90	0.54%	6.15%
INE522D07BG1	9.25% Manappuram Finance Limited **	CARE AA	500	5,043.34	0.53%	4.65%
INE660A07QR0	5.45% Sundaram Finance Limited **	CRISIL AAA	500	5,018.37	0.53%	5.12%
INE540P07129	8.48% U.P. Power Corporation Limited **	FITCH AA(CE)	885	4,441.80	0.47%	6.35%
INE163N08107	8.45% ONGC Petro Additions Limited **	ICRA AAA(CE)	400	4,160.53	0.44%	5.13%
INE522D07BW8	7.45% Manappuram Finance Limited **	CRISIL AA	400	4,084.99	0.43%	6.31%
INE001A07RW5	7.87% Housing Development Finance Corporation Limited **	CRISIL AAA	300	3,057.45	0.32%	4.60%
INE261F08CU8	5.44% National Bank For Agriculture and Rural Development **	ICRA AAA	300	3,016.00	0.32%	5.17%
INE020B08CH4	7.12% REC Limited **	CRISIL AAA	250	2,575.47	0.27%	4.70%
INE020B08AP1	7.45% REC Limited **	CRISIL AAA	250	2,568.53	0.27%	4.58%
INE756I07CY5	7.57% HDB Financial Services Limited **	CRISIL AAA	250	2,568.00	0.27%	5.17%
INE976I08300	9.22% Tata Capital Limited **	CRISIL AAA	250	2,547.45	0.27%	5.42%
INE537P07356	7.75% India Infradebt Limited **	CRISIL AAA	250	2,534.41	0.27%	5.44%
INE020B08BD5	8.83% REC Limited **	CRISIL AAA	250	2,517.01	0.27%	3.66%
INE115A07NZ5	8.6% LIC Housing Finance Limited **	CARE AAA	250	2,513.72	0.27%	3.74%
INE134E08IN2	7.27% Power Finance Corporation Limited **	CRISIL AAA	250	2,505.07	0.27%	3.50%
INE976I08292	9% Tata Capital Limited **	CRISIL AAA	250	2,500.59	0.27%	4.31%
INE537P07380	7.75% India Infradebt Limited **	CRISIL AAA	200	2,031.55	0.22%	5.44%
INE020B08CE1	6.9% REC Limited **	CRISIL AAA	150	1,521.82	0.16%	4.20%
INE476M07BR8	9.38% L&T Finance Limited **	ICRA AAA	58	590.55	0.06%	4.21%
	Zero Coupon Bonds					
INE306N07KZ9	Tata Capital Financial Services Limited **	ICRA AAA	1,000	12,613.82	1.34%	4.74%
	Subtotal			**5,66,417.51**	**60.06%**	
	(b) Privately placed / Unlisted			**NIL**	**NIL**	**NIL**
	Subtotal			**NIL**	**NIL**	**NIL**
	(c) Securitised Debt					
INE0I5V15015	Mobil Trust Series-19 **	CRISIL AAA(SO)	98,03,80,660	5,226.41	0.55%	8.68%
INE0G6815016	Mobil Trust Series-14 **	FITCH AAA(SO)	97,45,44,032	2,120.61	0.22%	8.54%
	Subtotal			**7,347.02**	**0.77%**	
	Total			**5,73,764.53**	**60.83%**	
	Derivatives					
	Interest Rate Swaps					
	Interest Rate Swaps Pay Fix Receive Floating (04/05/2023) (FV 2500 Lacs)			13.83	$0.00%	
	Total			**13.83**	**0.00%**	
	Money Market Instruments					
	Certificate of Deposit					
INE238A168W5	Axis Bank Limited **	CRISIL A1+	6,000	29,513.85	3.13%	4.09%
INE238A160X0	Axis Bank Limited **	CRISIL A1+	5,000	24,146.20	2.56%	4.42%
INE040A16CM7	HDFC Bank Limited **	CARE A1+	4,800	23,467.51	2.49%	4.10%
INE238A169W3	Axis Bank Limited **	ICRA A1+	3,000	14,386.79	1.53%	4.45%
INE090A162X3	ICICI Bank Limited **	ICRA A1+	1,000	4,797.82	0.51%	4.42%
	Triparty Repo/ Reverse Repo Instrument					
	Triparty Repo			1,26,312.62	13.39%	
	Commercial Paper					
INE941D14121	Sikka Ports and Terminals Limited **	CRISIL A1+	2,500	12,196.71	1.29%	4.43%
INE763G14LH7	ICICI Securities Limited **	CRISIL A1+	2,000	9,880.06	1.05%	4.18%
INE028E14JD3	Kotak Securities Limited **	ICRA A1+	2,000	9,873.40	1.05%	4.25%
INE763G14LG9	ICICI Securities Limited **	CRISIL A1+	2,000	9,793.99	1.04%	4.63%
INE514E14PP3	Export Import Bank of India **	CRISIL A1+	1,000	4,991.30	0.53%	3.35%
INE514E14PQ1	Export Import Bank of India **	CRISIL A1+	1,000	4,990.84	0.53%	3.35%
INE002A14JI5	Reliance Industries Limited **	CARE A1+	1,000	4,979.70	0.53%	3.63%
INE936D14139	Jamnagar Utilities & Power Private Limited **	CRISIL A1+	1,000	4,879.84	0.52%	4.43%
INE763G14KJ5	ICICI Securities Limited **	CRISIL A1+	600	2,994.08	0.32%	3.80%
INE891K14LD7	Axis Finance Limited	CRISIL A1+	500	2,481.18	0.26%	3.90%
INE941D14139	Sikka Ports and Terminals Limited **	CRISIL A1+	500	2,439.92	0.26%	4.43%
	Treasury Bill					
IN002021Y098	182 Days Tbill		3,00,00,000	29,997.30	3.18%	3.30%
IN002021Y114	182 Days Tbill		2,45,00,000	24,466.97	2.59%	3.28%
IN002021Y106	182 Days Tbill		85,00,000	8,493.85	0.90%	3.30%
	Total			**3,55,083.93**	**37.66%**	
	OTHERS					
	Cash Margin - CCIL			40.00	$0.00%	
	Total			**40.00**	**0.00%**	
	Net Current Assets			**14,446.78**	**1.51%**	
	GRAND TOTAL			**9,43,349.07**	**100.00%**	

**** Non Traded Securities/Illiquid Securities**
$ Less Than 0.01% of NAV

Aggregate value of investments made by other schemes of Nippon India Mutual Fund are amounting to Rs 35311.23 Lacs.

Disclosure of Yield to Call

"With Reference to " AMFI Best Practices Guidelines Circular No. 91/ 2020 – 21 on Valuation of AT-1 Bonds and Tier 2 Bonds" disclosure of Yield to Call as follows"

isin_code	security_name	Yield to Call
INE062A08165	8.9% SBI BS III Tier2 NCD (M2/11/2028) CALL2/11/23	5.85%

BENCHMARK NAME - NIFTY LOW DURATION DEBT INDEX
BENCHMARK RISK-O-METER

SCHEME RISK-O-METER

NIPPON INDIA INTERVAL FUND - MONTHLY INTERVAL FUND - SERIES II (A Debt Oriented Interval Scheme)

Index

Monthly Portfolio Statement as on November 30,2021

ISIN	Name of the Instrument	Industry / Rating	Quantity	Market/Fair Value (Rs. in Lacs)	% to NAV	YIELD
	Money Market Instruments					
	Triparty Repo/ Reverse Repo Instrument					
	Triparty Repo			403.43	100.40%	
	Total			**403.43**	**100.40%**	
	Net Current Assets			**(1.63)**	**-0.40%**	
	GRAND TOTAL			**401.80**	**100.00%**	

SCHEME RISK-O-METER

BENCHMARK NAME - CRISIL LIQUID FUND INDEX
BENCHMARK RISK-O-METER

NIPPON INDIA INTERVAL FUND - QUARTERLY INTERVAL FUND - SERIES I (A Debt Oriented Interval Scheme)

Index

Monthly Portfolio Statement as on November 30,2021

ISIN	Name of the Instrument	Industry / Rating	Quantity	Market/Fair Value (Rs. in Lacs)	% to NAV	YIELD
	Money Market Instruments					
	Triparty Repo/ Reverse Repo Instrument					
	Triparty Repo			42.91	12.49%	
	Total			**42.91**	**12.49%**	
	Mutual Fund Units					
INF204K01ZH0	Nippon India Liquid Fund-Direct Growth Plan		5,848.198	300.92	87.63%	
	Total			**300.92**	**87.63%**	
	Net Current Assets			**(0.44)**	**-0.12%**	
	GRAND TOTAL			**343.39**	**100.00%**	

SCHEME RISK-O-METER

BENCHMARK NAME - CRISIL LIQUID FUND INDEX
BENCHMARK RISK-O-METER

NIPPON INDIA INTERVAL FUND - ANNUAL INTERVAL FUND - SERIES I (A Debt Oriented Interval Scheme)

Index

Monthly Portfolio Statement as on November 30,2021

ISIN	Name of the Instrument	Industry / Rating	Quantity	Market/Fair Value (Rs. in Lacs)	% to NAV	YIELD
	Debt Instruments					
	(a) Listed / awaiting listing on Stock Exchange					
	Government Securities					
IN2820120060	8.91% State Government Securities	SOVEREIGN	8,35,500	858.43	63.76%	4.15%
IN2920160081	8.27% State Government Securities	SOVEREIGN	1,90,000	194.22	14.43%	4.22%
	Non Convertible Debentures					
INE514E08BA7	9.1% Export Import Bank of India **	CRISIL AAA	15	153.78	11.42%	4.13%
INE020B08740	9.35% REC Limited **	CRISIL AAA	9	92.32	6.86%	4.25%
	Subtotal			**1,298.75**	**96.47%**	
	(b) Privately placed / Unlisted			**NIL**	**NIL**	**NIL**
	Subtotal			**NIL**	**NIL**	**NIL**
	(c) Securitised Debt					
	Subtotal			**NIL**	**NIL**	
	Total			**1,298.75**	**96.47%**	
	Money Market Instruments					
	Triparty Repo/ Reverse Repo Instrument					
	Triparty Repo			2.39	0.18%	
	Total			**2.39**	**0.18%**	
	Net Current Assets			**45.22**	**3.35%**	
	GRAND TOTAL			**1,346.36**	**100.00%**	

**** Non Traded Securities/Illiquid Securities**

SCHEME RISK-O-METER

BENCHMARK NAME - CRISIL SHORT TERM BOND FUND INDEX
BENCHMARK RISK-O-METER

NIPPON INDIA INTERVAL FUND - QUARTERLY INTERVAL FUND - SERIES II (A Debt Oriented Interval Scheme)

Index

Monthly Portfolio Statement as on November 30,2021

ISIN	Name of the Instrument	Industry / Rating	Quantity	Market/Fair Value (Rs. in Lacs)	% to NAV	YIELD
	Money Market Instruments					
	Triparty Repo/ Reverse Repo Instrument					
	Triparty Repo			2,748.90	99.99%	
	Total			**2,748.90**	**99.99%**	
	Net Current Assets			**0.16**	**0.01%**	
	GRAND TOTAL			**2,749.06**	**100.00%**	

SCHEME RISK-O-METER

BENCHMARK NAME - CRISIL LIQUID FUND INDEX
BENCHMARK RISK-O-METER

NIPPON INDIA INTERVAL FUND - QUARTERLY INTERVAL FUND - SERIES III (A Debt Oriented Interval Scheme)

Index

Monthly Portfolio Statement as on November 30,2021

ISIN	Name of the Instrument	Industry / Rating	Quantity	Market/Fair Value (Rs. in Lacs)	% to NAV	YIELD
	Money Market Instruments					
	Triparty Repo/ Reverse Repo Instrument					
	Triparty Repo			65.03	13.95%	
	Total			**65.03**	**13.95%**	
	Mutual Fund Units					
INF204K01ZH0	Nippon India Liquid Fund-Direct Growth Plan		7,797.597	401.23	86.06%	
	Total			**401.23**	**86.06%**	
	Net Current Assets			**(0.06)**	**-0.01%**	
	GRAND TOTAL			**466.20**	**100.00%**	

SCHEME RISK-O-METER

BENCHMARK NAME - CRISIL LIQUID FUND INDEX
BENCHMARK RISK-O-METER

NIPPON INDIA LARGE CAP FUND (An Open Ended Equity Scheme Predominantly Investing In Large Cap Stocks)

Index

Monthly Portfolio Statement as on November 30,2021

ISIN	Name of the Instrument	Industry / Rating	Quantity	Market/Fair Value (Rs. in Lacs)	% to NAV	YIELD
	Equity & Equity related					
	(a) Listed / awaiting listing on Stock Exchanges					
INE040A01034	HDFC Bank Limited	Banks	55,00,000	82,145.25	7.61%	
INE397D01024	Bharti Airtel Limited	Telecom - Services	1,00,00,683	72,829.97	6.74%	
INE090A01021	ICICI Bank Limited	Banks	98,03,161	70,028.88	6.48%	
INE002A01018	Reliance Industries Limited	Petroleum Products	27,50,000	66,148.50	6.12%	
INE062A01020	State Bank of India	Banks	1,36,84,644	63,024.63	5.84%	
INE860A01027	HCL Technologies Limited	Software	50,00,927	56,943.06	5.27%	
INE018A01030	Larsen & Toubro Limited	Construction Project	29,00,000	51,177.75	4.74%	
INE154A01025	ITC Limited	Consumer Non Durables	2,30,00,000	50,864.50	4.71%	
INE001A01036	Housing Development Finance Corporation Limited	Finance	17,00,315	45,451.12	4.21%	
INE009A01021	Infosys Limited	Software	21,50,084	36,823.41	3.41%	
INE238A01034	Axis Bank Limited	Banks	55,00,080	36,061.27	3.34%	
INE733E01010	NTPC Limited	Power	2,50,13,410	31,829.56	2.95%	
INE018E01016	SBI Cards and Payment Services Limited	Finance	32,89,302	31,264.82	2.89%	
INE467B01029	Tata Consultancy Services Limited	Software	8,50,000	29,997.78	2.78%	
INE053A01029	The Indian Hotels Company Limited	Leisure Services	1,50,00,000	27,045.00	2.50%	
INE427F01016	Chalet Hotels Limited	Leisure Services	87,70,418	20,860.44	1.93%	
INE030A01027	Hindustan Unilever Limited	Consumer Non Durables	8,75,000	20,278.56	1.88%	
INE256A01028	Zee Entertainment Enterprises Limited	Entertainment	55,00,000	17,836.50	1.65%	
INE044A01036	Sun Pharmaceutical Industries Limited	Pharmaceuticals	20,00,000	15,072.00	1.40%	
INE671A01010	Honeywell Automation India Limited	Industrial Capital Goods	38,420	14,943.29	1.38%	
INE003A01024	Siemens Limited	Industrial Capital Goods	6,46,839	13,919.33	1.29%	
INE029A01011	Bharat Petroleum Corporation Limited	Petroleum Products	35,50,000	13,135.00	1.22%	
INE152M01016	Triveni Turbine Limited	Industrial Capital Goods	63,60,452	11,824.08	1.09%	
INE155A01022	Tata Motors Limited	Auto	25,00,000	11,465.00	1.06%	
INE180A01020	Max Financial Services Limited	Insurance	12,00,686	11,289.45	1.05%	
IN9397D01014	Bharti Airtel Limited - Partly paid up share	Telecom - Services	26,71,477	10,440.13	0.97%	
INE239A01016	Nestle India Limited	Consumer Non Durables	51,301	9,825.45	0.91%	
INE361B01024	Divi's Laboratories Limited	Pharmaceuticals	2,00,097	9,762.33	0.90%	
INE117A01022	ABB India Limited	Industrial Capital Goods	4,58,979	9,463.46	0.88%	
INE669C01036	Tech Mahindra Limited	Software	6,00,000	9,248.70	0.86%	
INE114A01011	Steel Authority of India Limited	Ferrous Metals	90,00,000	9,004.50	0.83%	
INE028A01039	Bank of Baroda	Banks	1,00,00,000	8,575.00	0.79%	
INE101A01026	Mahindra & Mahindra Limited	Auto	9,00,000	7,519.50	0.70%	
INE473A01011	Linde India Limited	Chemicals	2,90,000	7,273.93	0.67%	
INE237A01028	Kotak Mahindra Bank Limited	Banks	3,00,000	5,885.70	0.54%	
INE081A01012	Tata Steel Limited	Ferrous Metals	5,00,316	5,359.38	0.50%	
INE216A01030	Britannia Industries Limited	Consumer Non Durables	1,50,000	5,318.25	0.49%	
INE585B01010	Maruti Suzuki India Limited	Auto	75,000	5,300.85	0.49%	
INE208A01029	Ashok Leyland Limited	Auto	44,00,000	5,266.80	0.49%	
INE200A01026	GE T&D India Limited	Industrial Capital Goods	45,04,266	5,211.44	0.48%	
INE066F01012	Hindustan Aeronautics Limited	Aerospace & Defense	4,00,000	5,107.60	0.47%	
INE647O01011	Aditya Birla Fashion and Retail Limited	Retailing	20,00,000	5,102.00	0.47%	
INE258A01016	BEML Limited	Industrial Capital Goods	2,62,505	4,850.30	0.45%	
INE665L01035	Varroc Engineering Limited	Auto Ancillaries	15,42,416	4,550.90	0.42%	
INE520A01027	Zensar Technologies Limited	Software	10,00,000	4,465.50	0.41%	
INE323A01026	Bosch Limited	Auto Ancillaries	25,000	4,042.13	0.37%	
INE123W01016	SBI Life Insurance Company Limited	Insurance	3,00,000	3,481.65	0.32%	
INE758T01015	Zomato Limited	Retailing	20,00,000	3,051.00	0.28%	
INE765G01017	ICICI Lombard General Insurance Company Limited	Insurance	2,00,000	2,874.70	0.27%	
INE437A01024	Apollo Hospitals Enterprise Limited	Healthcare Services	50,000	2,843.88	0.26%	
INE066A01021	Eicher Motors Limited	Auto	1,10,000	2,607.50	0.24%	
INE038A01020	Hindalco Industries Limited	Non - Ferrous Metals	5,00,000	2,063.75	0.19%	
INE742F01042	Adani Ports and Special Economic Zone Limited	Transportation	3,00,000	2,051.55	0.19%	
INE686F01025	United Breweries Limited	Consumer Non Durables	1,00,000	1,504.35	0.14%	
INE230A01023	EIH Limited	Leisure Services	11,34,665	1,366.14	0.13%	
INE342J01019	WABCO India Limited	Auto Ancillaries	14,200	1,146.74	0.11%	
INE299U01018	Crompton Greaves Consumer Electricals Limited	Consumer Durables	2,00,000	896.50	0.08%	
INE053A20011	The Indian Hotels Company Limited - Rights Form	Leisure Services	16,66,666	520.00	0.05%	
	Subtotal			**10,68,240.76**	**98.89%**	
	(b) UNLISTED			**NIL**	**NIL**	**NIL**
	Subtotal			**NIL**	**NIL**	**NIL**
	Total			**10,68,240.76**	**98.89%**	
	Money Market Instruments					
	Triparty Repo/ Reverse Repo Instrument					
	Triparty Repo			6,859.16	0.64%	
	Total			**6,859.16**	**0.64%**	
	OTHERS					
	Cash Margin - Derivatives			2,000.00	0.19%	
	Cash Margin - CCIL			0.00	$0.00%	
	Total			**2,000.00**	**0.19%**	
	Net Current Assets			**2,917.51**	**0.28%**	
	GRAND TOTAL			**10,80,017.43**	**100.00%**	

$ Less Than 0.01% of NAV

SCHEME RISK-O-METER

BENCHMARK NAME - S&P BSE 100 TRI
BENCHMARK RISK-O-METER

NIPPON INDIA QUANT FUND (An Open Ended Equity Scheme Investing In Quant Model Theme)

Index

Monthly Portfolio Statement as on November 30,2021

ISIN	Name of the Instrument	Industry / Rating	Quantity	Market/Fair Value (Rs. in Lacs)	% to NAV	YIELD
	Equity & Equity related					
	(a) Listed / awaiting listing on Stock Exchanges					
INE002A01018	Reliance Industries Limited	Petroleum Products	8,910	214.32	7.00%	
INE040A01034	HDFC Bank Limited	Banks	14,156	211.43	6.91%	
INE009A01021	Infosys Limited	Software	11,748	201.20	6.58%	
INE001A01036	Housing Development Finance Corporation Limited	Finance	6,821	182.33	5.96%	
INE090A01021	ICICI Bank Limited	Banks	24,764	176.90	5.78%	
INE018A01030	Larsen & Toubro Limited	Construction Project	7,943	140.17	4.58%	
INE062A01020	State Bank of India	Banks	29,353	135.19	4.42%	
INE397D01024	Bharti Airtel Limited	Telecom - Services	17,378	126.56	4.14%	
INE467B01029	Tata Consultancy Services Limited	Software	3,351	118.26	3.87%	
INE669C01036	Tech Mahindra Limited	Software	6,634	102.26	3.34%	
INE101A01026	Mahindra & Mahindra Limited	Auto	10,372	86.66	2.83%	
INE761H01022	Page Industries Limited	Textile Products	216	82.92	2.71%	
INE044A01036	Sun Pharmaceutical Industries Limited	Pharmaceuticals	9,590	72.27	2.36%	
INE686F01025	United Breweries Limited	Consumer Non Durables	4,645	69.88	2.28%	
INE047A01021	Grasim Industries Limited	Cement & Cement Products	4,188	69.62	2.28%	
INE081A01012	Tata Steel Limited	Ferrous Metals	6,255	67.00	2.19%	
INE038A01020	Hindalco Industries Limited	Non - Ferrous Metals	15,374	63.46	2.07%	
INE123W01016	SBI Life Insurance Company Limited	Insurance	5,325	61.80	2.02%	
INE414G01012	Muthoot Finance Limited	Finance	4,136	58.99	1.93%	
INE018E01016	SBI Cards and Payment Services Limited	Finance	6,093	57.91	1.89%	
INE176B01034	Havells India Limited	Consumer Durables	4,201	57.15	1.87%	
INE020B01018	REC Limited	Finance	42,397	57.05	1.86%	
INE079A01024	Ambuja Cements Limited	Cement & Cement Products	14,848	55.62	1.82%	
INE182A01018	Pfizer Limited	Pharmaceuticals	1,032	53.63	1.75%	
INE323A01026	Bosch Limited	Auto Ancillaries	331	53.52	1.75%	
INE752E01010	Power Grid Corporation of India Limited	Power	25,699	53.13	1.74%	
INE749A01030	Jindal Steel & Power Limited	Ferrous Metals	14,682	50.44	1.65%	
INE245A01021	Tata Power Company Limited	Power	20,962	45.45	1.49%	
INE092A01019	Tata Chemicals Limited	Chemicals	5,124	44.69	1.46%	
INE029A01011	Bharat Petroleum Corporation Limited	Petroleum Products	12,065	44.64	1.46%	
INE600L01024	Dr. Lal Path Labs Limited	Healthcare Services	1,149	43.54	1.42%	
INE028A01039	Bank of Baroda	Banks	50,501	43.30	1.42%	
INE259A01022	Colgate Palmolive (India) Limited	Consumer Non Durables	2,927	41.98	1.37%	
INE095A01012	IndusInd Bank Limited	Banks	4,445	39.25	1.28%	
INE298A01020	Cummins India Limited	Industrial Products	4,000	35.14	1.15%	
IN9397D01014	Bharti Airtel Limited - Partly paid up share	Telecom - Services	1,241	4.85	0.16%	
	Subtotal			**3,022.51**	**98.79%**	
	(b) UNLISTED			**NIL**	**NIL**	**NIL**
	Subtotal			**NIL**	**NIL**	**NIL**
	Total			**3,022.51**	**98.79%**	
	Money Market Instruments					
	Triparty Repo/ Reverse Repo Instrument					
	Triparty Repo			69.27	2.26%	
	Total			**69.27**	**2.26%**	
	OTHERS					
	Cash Margin - CCIL			0.00	$0.00%	
	Total			**0.00**	**0.00%**	
	Net Current Assets			**(31.98)**	**-1.05%**	
	GRAND TOTAL			**3,059.80**	**100.00%**	

$ Less Than 0.01% of NAV

SCHEME RISK-O-METER

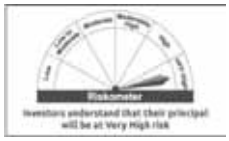

BENCHMARK NAME - S&P BSE 200 TRI
BENCHMARK RISK-O-METER

Nippon India Gilt Securities Fund (An open ended debt scheme investing in government securities across maturity)

Index

Monthly Portfolio Statement as on November 30,2021

ISIN	Name of the Instrument	Industry / Rating	Quantity	Market/Fair Value (Rs. in Lacs)	% to NAV	YIELD
	Debt Instruments					
	(a) Listed / awaiting listing on Stock Exchange					
	Government Securities					
IN0020210012	5.63% Government of India	SOVEREIGN	1,95,00,000	19,486.64	14.69%	5.65%
IN0020210020	6.64% Government of India	SOVEREIGN	1,63,00,000	16,130.85	12.16%	6.76%
IN0020210160	4.04% Government of India	SOVEREIGN	1,50,00,000	14,909.78	11.24%	6.90%
IN0020210137	4.68% Government of India	SOVEREIGN	1,05,00,000	10,430.44	7.86%	7.76%
IN0020210152	6.67% Government of India	SOVEREIGN	85,00,000	8,448.90	6.37%	6.74%
IN0020170026	6.79% Government of India	SOVEREIGN	72,50,000	7,530.84	5.68%	5.95%
IN0020200252	6.67% Government of India	SOVEREIGN	75,00,000	7,268.71	5.48%	6.92%
IN3120150039	8.22% State Government Securities	SOVEREIGN	60,00,000	6,477.64	4.88%	5.65%
IN0020210095	6.1% Government of India	SOVEREIGN	55,00,000	5,410.09	4.08%	6.33%
IN0020180488	7.32% Government of India	SOVEREIGN	50,00,000	5,262.50	3.97%	4.73%
IN0020200120	4.62% Government of India	SOVEREIGN	45,00,000	4,544.16	3.43%	7.69%
IN3120200362	6.95% State Government Securities	SOVEREIGN	45,00,000	4,537.71	3.42%	6.82%
IN0020200112	5.22% Government of India	SOVEREIGN	30,00,000	2,990.85	2.25%	5.31%
IN1520170227	8.35% State Government Securities	SOVEREIGN	20,00,000	2,181.35	1.64%	6.55%
IN1920160125	7.59% State Government Securities	SOVEREIGN	20,00,000	2,124.62	1.60%	6.20%
IN3120161424	7.62% State Government Securities	SOVEREIGN	10,00,000	1,063.31	0.80%	6.20%
IN0020150044	8.13% Government of India	SOVEREIGN	5,00,000	570.38	0.43%	6.91%
IN0020180025	7.37% Government of India	SOVEREIGN	5,20,100	539.57	0.41%	4.53%
IN0020190016	7.27% Government of India	SOVEREIGN	4,99,600	529.77	0.40%	5.68%
IN0020200294	5.85% Government of India	SOVEREIGN	5,00,000	486.00	0.37%	6.26%
IN0020200096	6.19% Government of India	SOVEREIGN	4,71,300	450.42	0.34%	6.71%
IN0020180454	7.26% Government of India	SOVEREIGN	3,96,700	420.06	0.32%	6.22%
IN0020200153	5.77% Government of India	SOVEREIGN	4,13,600	399.44	0.30%	6.29%
IN0020060045	8.33% Government of India	SOVEREIGN	3,30,000	378.02	0.28%	6.74%
IN0020170042	6.68% Government of India	SOVEREIGN	1,00,000	102.14	0.08%	6.38%
IN0020190362	6.45% Government of India	SOVEREIGN	1,00,000	101.22	0.08%	6.25%
IN1320190227	6.92% State Government Securities	SOVEREIGN	83,400	83.72	0.06%	6.87%
IN0020200070	5.79% Government of India	SOVEREIGN	79,700	77.13	0.06%	6.29%
IN0020150051	7.73% Government of India	SOVEREIGN	47,600	51.70	0.04%	6.73%
	Subtotal			**1,22,987.96**	**92.72%**	
	(b) Privately placed / Unlisted			**NIL**	**NIL**	**NIL**
	Subtotal			**NIL**	**NIL**	**NIL**
	(c) Securitised Debt					
	Subtotal			**NIL**	**NIL**	
	Total			**1,22,987.96**	**92.72%**	
	Money Market Instruments					
	Triparty Repo/ Reverse Repo Instrument					
	Triparty Repo			7,901.02	5.96%	
	Total			**7,901.02**	**5.96%**	
	OTHERS					
	Cash Margin - CCIL			125.00	0.09%	
	Total			**125.00**	**0.09%**	
	Net Current Assets			**1,654.79**	**1.23%**	
	GRAND TOTAL			**1,32,668.77**	**100.00%**	

SCHEME RISK-O-METER

BENCHMARK NAME - CRISIL DYNAMIC GILT INDEX
BENCHMARK RISK-O-METER

NIPPON INDIA INDEX FUND - NIFTY PLAN (An open ended scheme replicating / tracking Nifty 50)

Index

Monthly Portfolio Statement as on November 30,2021

ISIN	Name of the Instrument	Industry / Rating	Quantity	Market/Fair Value (Rs. in Lacs)	% to NAV	YIELD
	Equity & Equity related					
	(a) Listed / awaiting listing on Stock Exchanges					
INE002A01018	Reliance Industries Limited	Petroleum Products	1,77,326	4,265.40	10.53%	
INE040A01034	HDFC Bank Limited	Banks	2,39,932	3,583.50	8.85%	
INE009A01021	Infosys Limited	Software	2,03,334	3,482.40	8.60%	
INE090A01021	ICICI Bank Limited	Banks	3,80,278	2,716.52	6.71%	
INE001A01036	Housing Development Finance Corporation Limited	Finance	98,990	2,646.10	6.53%	
INE467B01029	Tata Consultancy Services Limited	Software	56,807	2,004.80	4.95%	
INE237A01028	Kotak Mahindra Bank Limited	Banks	80,484	1,579.02	3.90%	
INE018A01030	Larsen & Toubro Limited	Construction Project	66,255	1,169.24	2.89%	
INE030A01027	Hindustan Unilever Limited	Consumer Non Durables	48,970	1,134.90	2.80%	
INE154A01025	ITC Limited	Consumer Non Durables	4,79,768	1,061.01	2.62%	
INE296A01024	Bajaj Finance Limited	Finance	14,566	1,019.22	2.52%	
INE062A01020	State Bank of India	Banks	2,10,479	969.36	2.39%	
INE397D01024	Bharti Airtel Limited	Telecom - Services	1,29,525	943.27	2.33%	
INE238A01034	Axis Bank Limited	Banks	1,41,268	926.22	2.29%	
INE021A01026	Asian Paints Limited	Consumer Non Durables	24,726	777.30	1.92%	
INE860A01027	HCL Technologies Limited	Software	59,534	677.88	1.67%	
INE918I01018	Bajaj Finserv Limited	Insurance	3,317	571.76	1.41%	
INE280A01028	Titan Company Limited	Consumer Durables	22,885	543.63	1.34%	
INE669C01036	Tech Mahindra Limited	Software	34,039	524.69	1.30%	
INE075A01022	Wipro Limited	Software	81,147	517.11	1.28%	
INE585B01010	Maruti Suzuki India Limited	Auto	7,290	515.24	1.27%	
INE481G01011	UltraTech Cement Limited	Cement & Cement Products	6,333	470.78	1.16%	
INE081A01012	Tata Steel Limited	Ferrous Metals	42,886	459.39	1.13%	
INE155A01022	Tata Motors Limited	Auto	98,338	450.98	1.11%	
INE044A01036	Sun Pharmaceutical Industries Limited	Pharmaceuticals	59,218	446.27	1.10%	
INE101A01026	Mahindra & Mahindra Limited	Auto	52,503	438.66	1.08%	
INE752E01010	Power Grid Corporation of India Limited	Power	1,87,465	387.58	0.96%	
INE239A01016	Nestle India Limited	Consumer Non Durables	1,957	374.82	0.93%	
INE047A01021	Grasim Industries Limited	Cement & Cement Products	20,935	348.03	0.86%	
INE795G01014	HDFC Life Insurance Company Limited	Insurance	51,043	347.50	0.86%	
INE361B01024	Divi's Laboratories Limited	Pharmaceuticals	6,989	340.98	0.84%	
INE733E01010	NTPC Limited	Power	2,60,597	331.61	0.82%	
INE019A01038	JSW Steel Limited	Ferrous Metals	54,356	330.70	0.82%	
INE038A01020	Hindalco Industries Limited	Non - Ferrous Metals	80,111	330.66	0.82%	
INE089A01023	Dr. Reddy's Laboratories Limited	Pharmaceuticals	6,662	311.51	0.77%	
INE095A01012	IndusInd Bank Limited	Banks	33,116	292.41	0.72%	
INE213A01029	Oil & Natural Gas Corporation Limited	Oil	2,00,096	284.34	0.70%	
INE123W01016	SBI Life Insurance Company Limited	Insurance	24,137	280.12	0.69%	
INE742F01042	Adani Ports and Special Economic Zone Limited	Transportation	40,314	275.69	0.68%	
INE059A01026	Cipla Limited	Pharmaceuticals	27,873	270.73	0.67%	
INE192A01025	Tata Consumer Products Limited	Consumer Non Durables	32,854	255.80	0.63%	
INE917I01010	Bajaj Auto Limited	Auto	7,142	231.42	0.57%	
INE216A01030	Britannia Industries Limited	Consumer Non Durables	6,473	229.50	0.57%	
INE628A01036	UPL Limited	Pesticides	30,172	205.68	0.51%	
INE029A01011	Bharat Petroleum Corporation Limited	Petroleum Products	52,350	193.70	0.48%	
INE070A01015	Shree Cement Limited	Cement & Cement Products	732	191.07	0.47%	
INE066A01021	Eicher Motors Limited	Auto	7,647	181.27	0.45%	
INE522F01014	Coal India Limited	Minerals/Mining	1,14,922	174.68	0.43%	
INE158A01026	Hero MotoCorp Limited	Auto	7,123	174.46	0.43%	
INE242A01010	Indian Oil Corporation Limited	Petroleum Products	1,39,411	165.83	0.41%	
	Subtotal			**40,404.74**	**99.77%**	
	(b) UNLISTED					
	Subtotal			**0.00**	**0.00%**	
	Total			**40,404.74**	**99.77%**	
	Money Market Instruments					
	Triparty Repo/ Reverse Repo Instrument					
	Triparty Repo			226.79	0.56%	
	Total			**226.79**	**0.56%**	
	OTHERS					
	Cash Margin - CCIL			0.00	$0.00%	
	Total			**0.00**	**0.00%**	
	Net Current Assets			**(127.63)**	**-0.33%**	
	GRAND TOTAL			**40,503.90**	**100.00%**	

This is with reference to Gazette notification (Reference no: G.S.R.174(E)) issued by Ministry of Finance on 13th March 2020, for Yes Bank Limited reconstruction scheme, 2020. As per point 3(8)(a) of the notification, there shall be a lock-in period of three years from the commencement of the above said scheme to the extent of 75% of shares held by existing shareholders on the date of commencement of the scheme which came into force from March 13,2020.

Taking into account the above development, the valuation committee of Nippon India Mutual Fund has decided to markdown the 75% locked-in shares of YES Bank to ZERO, as on March 16, 2020.

For any future distribution of realised proceeds of these locked-in YES Bank shares to the underlying unitholders , following Reconstituted Portfolio was created

ISIN	Name of the Instrument	Industry / Rating	Quantity	Market/Fair Value (Rs. in Lacs)	% to NAV
	Equity & Equity related				
	(a) Listed / awaiting listing on Stock Exchanges				
INE528G01035	Yes Bank Limited	Banks	55578	0	0.00%
	Total			0	**0.00%**
	Net Current Assets			0	**0.00%**
	GRAND TOTAL			0	**0.00%**

$ Less Than 0.01% of NAV

SCHEME RISK-O-METER

BENCHMARK NAME - NIFTY 50 TRI
BENCHMARK RISK-O-METER

NIPPON INDIA SMALL CAP FUND (An Open-Ended Equity Scheme Predominantly Investing In Small Cap Stocks)

Index

Monthly Portfolio Statement as on November 30,2021

ISIN	Name of the Instrument	Industry / Rating	Quantity	Market/Fair Value (Rs. in Lacs)	% to NAV	YIELD
	Equity & Equity related					
	(a) Listed / awaiting listing on Stock Exchanges					
INE288B01029	Deepak Nitrite Limited	Chemicals	25,90,740	54,908.14	3.13%	
INE974X01010	Tube Investments of India Limited	Auto Ancillaries	32,96,395	53,485.66	3.05%	
INE04I401011	KPIT Technologies Limited	Software	96,76,281	47,863.72	2.73%	
INE340A01012	Birla Corporation Limited	Cement & Cement Products	28,50,086	38,450.51	2.19%	
INE048G01026	Navin Fluorine International Limited	Chemicals	10,11,721	37,848.48	2.16%	
INE142Z01019	Orient Electric Limited	Consumer Durables	97,06,033	37,741.91	2.15%	
INE161A01038	NIIT Limited	Software	92,74,961	37,317.81	2.13%	
INE944F01028	Radico Khaitan Limited	Consumer Non Durables	31,70,619	35,583.86	2.03%	
INE193E01025	Bajaj Electricals Limited	Consumer Durables	30,62,071	32,894.30	1.87%	
INE935N01020	Dixon Technologies (India) Limited	Consumer Durables	6,00,000	30,604.20	1.74%	
INE119A01028	Balrampur Chini Mills Limited	Consumer Non Durables	97,03,493	30,240.94	1.72%	
INE120A01034	Carborundum Universal Limited	Industrial Products	32,65,582	29,968.25	1.71%	
INE736A01011	Central Depository Services (India) Limited	Capital Markets	19,64,859	28,511.09	1.62%	
INE089C01029	Sterlite Technologies Limited	Telecom - Services	98,35,735	27,181.05	1.55%	
INE010J01012	Tejas Networks Limited	Telecom - Equipment & Accessories	57,63,697	26,342.98	1.50%	
INE262H01013	Persistent Systems Limited	Software	6,28,605	26,016.70	1.48%	
INE738I01010	eClerx Services Limited	Software	11,67,635	25,551.36	1.46%	
INE511C01022	Poonawalla Fincorp Limited	Finance	1,40,87,931	25,541.42	1.45%	
INE136B01020	Cyient Limited	Software	25,00,000	25,311.25	1.44%	
INE00WC01027	Affle (India) Limited	Software	21,39,945	24,585.83	1.40%	
INE671A01010	Honeywell Automation India Limited	Industrial Capital Goods	61,477	23,911.20	1.36%	
INE930H01031	K.P.R. Mill Limited	Textile Products	43,34,805	22,850.92	1.30%	
INE325A01013	Timken India Limited	Industrial Products	10,47,270	21,164.28	1.21%	
INE686Y01026	Fine Organic Industries Limited	Chemicals	5,79,453	20,802.94	1.19%	
INE150G01020	Lux Industries Limited	Textile Products	5,08,185	19,361.85	1.10%	
INE018A01030	Larsen & Toubro Limited	Construction Project	10,87,030	19,183.36	1.09%	
INE633B01018	Polyplex Corporation Limited	Industrial Products	10,34,929	19,101.17	1.09%	
INE022Q01020	Indian Energy Exchange Limited	Capital Markets	25,00,000	18,612.50	1.06%	
INE811A01020	Kirloskar Pneumatic Company Limited	Industrial Products	41,52,361	17,755.50	1.01%	
INE768C01010	Zydus Wellness Limited	Consumer Non Durables	9,05,740	17,749.33	1.01%	
INE926X01010	H.G. Infra Engineering Limited	Construction Project	28,57,336	17,221.16	0.98%	
INE397D01024	Bharti Airtel Limited	Telecom - Services	23,50,000	17,113.88	0.97%	
INE263A01024	Bharat Electronics Limited	Aerospace & Defense	81,00,000	16,503.75	0.94%	
INE085A01013	Chambal Fertilizers & Chemicals Limited	Fertilisers	45,00,000	16,380.00	0.93%	
INE741K01010	CreditAccess Grameen Limited	Finance	31,84,947	16,031.43	0.91%	
INE028A01039	Bank of Baroda	Banks	1,82,45,248	15,645.30	0.89%	
INE192A01025	Tata Consumer Products Limited	Consumer Non Durables	20,00,000	15,572.00	0.89%	
INE613A01020	Rallis India Limited	Pesticides	62,42,054	15,542.71	0.89%	
INE732A01036	Kirloskar Brothers Limited	Industrial Products	42,78,923	15,001.90	0.85%	
INE674A01014	Tata Steel Long Products Limited	Ferrous Metals	21,00,416	14,921.36	0.85%	
INE285J01028	SIS Limited	Commercial Services	30,03,119	14,442.00	0.82%	
INE836A01035	Birlasoft Limited	Software	30,22,981	14,357.65	0.82%	
INE280B01018	Elantas Beck India Limited	Miscellaneous	3,97,643	13,918.50	0.79%	
INE062A01020	State Bank of India	Banks	29,00,000	13,355.95	0.76%	
INE570A01014	ION Exchange (India) Limited	Miscellaneous	6,19,462	13,337.64	0.76%	
INE235A01022	Finolex Cables Limited	Industrial Products	23,43,723	13,290.08	0.76%	
INE462A01022	Bayer Cropscience Limited	Pesticides	2,86,518	13,191.43	0.75%	
INE864I01014	MTAR Technologies Limited	Aerospace & Defense	6,24,264	13,178.53	0.75%	
INE668F01031	Jyothy Labs Limited	Consumer Non Durables	83,00,000	12,827.65	0.73%	
INE258B01022	FDC Limited	Pharmaceuticals	43,83,891	12,498.47	0.71%	
INE238A01034	Axis Bank Limited	Banks	19,00,000	12,457.35	0.71%	
INE854D01024	United Spirits Limited	Consumer Non Durables	14,00,000	12,361.30	0.70%	
INE520A01027	Zensar Technologies Limited	Software	27,50,000	12,280.13	0.70%	
INE044A01036	Sun Pharmaceutical Industries Limited	Pharmaceuticals	15,80,000	11,906.88	0.68%	
INE536H01010	Mahindra CIE Automotive Limited	Industrial Products	47,66,177	11,405.46	0.65%	
INE055A01016	Century Textiles & Industries Limited	Paper	14,71,490	11,276.03	0.64%	
INE634A01018	Honda India Power Products Limited	Industrial Capital Goods	8,48,943	11,257.83	0.64%	
INE742F01042	Adani Ports and Special Economic Zone Limited	Transportation	16,00,000	10,941.60	0.62%	
INE764D01017	V.S.T Tillers Tractors Limited	Auto	3,78,370	10,922.79	0.62%	
INE858B01029	ISGEC Heavy Engineering Limited	Industrial Capital Goods	19,53,899	10,764.03	0.61%	
INE873D01024	Indoco Remedies Limited	Pharmaceuticals	27,44,559	10,654.38	0.61%	
INE976A01021	West Coast Paper Mills Limited	Paper	42,78,015	10,556.00	0.60%	
INE540H01012	Voltamp Transformers Limited	Industrial Capital Goods	5,53,486	10,552.76	0.60%	
INE745G01035	Multi Commodity Exchange of India Limited	Capital Markets	6,54,073	10,458.95	0.60%	
INE600K01018	Galaxy Surfactants Limited	Chemicals	3,74,013	10,386.15	0.59%	
INE301A01014	Raymond Limited	Textile Products	16,00,000	10,256.80	0.58%	
INE054A01027	VIP Industries Limited	Consumer Durables	18,04,467	10,088.77	0.57%	
INE220B01022	Kalpataru Power Transmission Limited	Power	25,96,172	10,083.53	0.57%	
INE00IN01015	Stove Kraft Limited	Consumer Durables	10,58,998	10,076.37	0.57%	
INE766P01016	Mahindra Logistics Limited	Transportation	15,23,776	10,004.35	0.57%	
INE707A01012	Vindhya Telelinks Limited	Telecom - Equipment & Accessories	10,35,708	9,942.80	0.57%	
INE976G01028	RBL Bank Limited	Banks	54,00,000	9,863.10	0.56%	
INE473A01011	Linde India Limited	Chemicals	3,89,028	9,757.79	0.56%	
INE887G01027	Gokaldas Exports Limited	Textile Products	35,98,972	9,668.64	0.55%	
INE955D01029	Genus Power Infrastructures Limited	Industrial Capital Goods	1,30,50,894	8,815.88	0.50%	
INE372A01015	Apar Industries Limited	Industrial Capital Goods	12,96,240	8,782.03	0.50%	
INE449A01011	Automotive Axles Limited	Auto Ancillaries	6,91,000	8,769.83	0.50%	
INE795G01014	HDFC Life Insurance Company Limited	Insurance	12,83,730	8,739.63	0.50%	
INE825A01012	Vardhman Textiles Limited	Textiles - Cotton	4,08,538	8,301.29	0.47%	
INE933K01021	Bajaj Consumer Care Limited	Consumer Non Durables	43,84,893	8,024.35	0.46%	
INE419M01019	TD Power Systems Limited	Industrial Capital Goods	20,15,943	8,002.29	0.46%	
INE536A01023	Grindwell Norton Limited	Industrial Products	4,93,438	7,960.39	0.45%	
INE199A01012	Procter & Gamble Health Limited	Pharmaceuticals	1,48,298	7,896.42	0.45%	
INE066F01012	Hindustan Aeronautics Limited	Aerospace & Defense	6,00,184	7,663.75	0.44%	
INE306R01017	Intellect Design Arena Limited	Software	12,25,370	7,608.32	0.43%	
INE791I01019	Brigade Enterprises Limited	Construction	15,09,548	7,584.72	0.43%	
INE203A01020	AstraZeneca Pharma India Limited	Pharmaceuticals	2,37,577	7,453.15	0.42%	
INE388Y01029	FSN E-Commerce Ventures Limited	Retailing	3,05,296	7,450.60	0.42%	
INE202Z01029	Sundaram Finance Holdings Limited	Other Services	93,93,640	7,439.76	0.42%	
INE045J01026	Fineotex Chemical Limited	Chemicals	68,08,595	7,203.49	0.41%	
INE189B01011	INEOS Styrolution India Limited	Chemicals	5,00,000	6,978.00	0.40%	
INE637C01025	Pokarna Limited	Consumer Durables	12,23,645	6,682.94	0.38%	
INE256C01024	Triveni Engineering & Industries Limited	Consumer Non Durables	31,77,686	6,561.92	0.37%	
INE278H01035	Sandhar Technologies Limited	Auto Ancillaries	26,18,663	6,536.18	0.37%	
INE876N01018	Orient Cement Limited	Cement & Cement Products	40,93,712	6,404.61	0.36%	
INE195J01029	PNC Infratech Limited	Construction	19,63,853	6,036.88	0.34%	
INE439A01020	Asahi India Glass Limited	Auto Ancillaries	12,27,753	5,914.70	0.34%	
INE337A01034	LG Balakrishnan & Bros Limited	Auto Ancillaries	11,50,000	5,832.80	0.33%	
INE493A01027	Tata Coffee Limited	Consumer Non Durables	28,00,000	5,679.80	0.32%	
INE036D01028	Karur Vysya Bank Limited	Banks	1,14,19,042	5,475.43	0.31%	
INE790G01031	Shilpa Medicare Limited	Pharmaceuticals	10,00,000	5,438.00	0.31%	
INE074A01025	Praj Industries Limited	Industrial Capital Goods	16,19,025	5,245.64	0.30%	
INE643A01035	Jtekt India Limited	Auto Ancillaries	58,10,051	5,240.67	0.30%	
INE442H01029	Ashoka Buildcon Limited	Construction	54,15,016	5,209.25	0.30%	
INE881D01027	Oracle Financial Services Software Limited	Software	1,19,356	5,054.97	0.29%	
INE389H01022	KEC International Limited	Power	11,24,667	4,783.77	0.27%	
INE346W01013	Apex Frozen Foods Limited	Consumer Non Durables	16,48,797	4,292.64	0.24%	
INE018E01016	SBI Cards and Payment Services Limited	Finance	4,50,000	4,277.25	0.24%	
INE123W01016	SBI Life Insurance Company Limited	Insurance	3,43,185	3,982.83	0.23%	
INE031B01049	Ajanta Pharma Limited	Pharmaceuticals	1,78,542	3,714.12	0.21%	
INE278M01019	Navkar Corporation Limited	Transportation	94,00,345	3,703.74	0.21%	
INE101D01020	Granules India Limited	Pharmaceuticals	11,96,651	3,597.13	0.20%	
INE877F01012	PTC India Limited	Power	31,93,065	3,541.11	0.20%	
INE287B01021	Subros Limited	Auto Ancillaries	10,00,000	3,502.00	0.20%	
INE045601015	Paras Defence and Space Technologies Limited	Aerospace & Defense	4,87,900	3,440.91	0.20%	
INE386A01015	Vesuvius India Limited	Industrial Products	2,88,000	3,381.70	0.19%	
INE152A01029	Thermax Limited	Industrial Capital Goods	1,75,830	3,083.18	0.18%	
INE565V01010	Valiant Organics Limited	Chemicals	2,91,028	2,935.02	0.17%	
INE592A01026	Orient Paper & Industries Limited	Paper	96,00,000	2,908.80	0.17%	
INE264T01014	Capacit'e Infraprojects Limited	Construction	16,94,479	2,870.45	0.16%	
INE943C01027	Srikalahasthi Pipes Limited	Ferrous Metals	15,53,329	2,800.65	0.16%	
INE118D01016	Nuvoco Vistas Corporation Limited	Cement & Cement Products	5,26,396	2,797.01	0.16%	
INE053A01029	The Indian Hotels Company Limited	Leisure Services	14,61,800	2,635.63	0.15%	
INE878B01027	KEI Industries Limited	Industrial Products	2,23,377	2,468.09	0.14%	
INE621L01012	Texmaco Rail & Engineering Limited	Industrial Capital Goods	86,97,917	2,444.11	0.14%	
INE914M01019	Aster DM Healthcare Limited	Healthcare Services	10,00,000	1,920.00	0.11%	
INE645S01016	Rolex Rings Limited	Auto Ancillaries	1,68,498	1,754.99	0.10%	
INE786A01032	JK Lakshmi Cement Limited	Cement & Cement Products	2,00,423	1,272.59	0.07%	
INE063P01018	Equitas Small Finance Bank Limited	Banks	17,00,000	1,025.10	0.06%	
INE573R01012	Seya Industries Limited	Chemicals	17,34,561	918.45	0.05%	
INE08LI01020	Krsnaa Diagnostics Limited	Healthcare Services	1,30,579	909.42	0.05%	
INE871C01038	Avanti Feeds Limited	Consumer Non Durables	1,69,107	887.64	0.05%	
IN9397D01014	Bharti Airtel Limited - Partly paid up share	Telecom - Services	1,67,857	655.99	0.04%	
INE082M01014	Greenpanel Industries Limited	Consumer Durables	1,40,567	524.60	0.03%	
INE053A20011	The Indian Hotels Company Limited - Rights Form	Leisure Services	1,62,422	50.68	$0.00%	
	Subtotal			**17,21,764.98**	**98.01%**	
	(b) UNLISTED			**NIL**	**NIL**	**NIL**
	Subtotal			**NIL**	**NIL**	**NIL**
	Total			**17,21,764.98**	**98.01%**	
	Money Market Instruments					
	Triparty Repo/ Reverse Repo Instrument					
	Triparty Repo			37,638.98	2.14%	
	Total			**37,638.98**	**2.14%**	
	OTHERS					
	Cash Margin - Derivatives			2,000.00	0.11%	
	Cash Margin - CCIL			0.00	$0.00%	
	Total			**2,000.00**	**0.11%**	
	Net Current Assets			**(5,904.47)**	**-0.26%**	
	GRAND TOTAL			**17,55,499.49**	**100.00%**	

$ Less Than 0.01% of NAV

SCHEME RISK-O-METER

BENCHMARK NAME - NIFTY SMALLCAP 250 TRI
BENCHMARK RISK-O-METER

NIPPON INDIA INDEX FUND - SENSEX PLAN (An open ended scheme replicating / tracking S&P BSE Sensex)

Index

Monthly Portfolio Statement as on November 30,2021

ISIN	Name of the Instrument	Industry / Rating	Quantity	Market/Fair Value (Rs. in Lacs)	% to NAV	YIELD
	Equity & Equity related					
	(a) Listed / awaiting listing on Stock Exchanges					
INE002A01018	Reliance Industries Limited	Petroleum Products	1,11,794	2,690.60	12.27%	
INE040A01034	HDFC Bank Limited	Banks	1,51,118	2,257.10	10.30%	
INE009A01021	Infosys Limited	Software	1,27,607	2,187.76	9.98%	
INE090A01021	ICICI Bank Limited	Banks	2,39,625	1,711.64	7.81%	
INE001A01036	Housing Development Finance Corporation Limited	Finance	62,457	1,671.60	7.63%	
INE467B01029	Tata Consultancy Services Limited	Software	35,813	1,264.92	5.77%	
INE237A01028	Kotak Mahindra Bank Limited	Banks	45,253	887.93	4.05%	
INE018A01030	Larsen & Toubro Limited	Construction Project	41,770	736.78	3.36%	
INE030A01027	Hindustan Unilever Limited	Consumer Non Durables	30,872	715.75	3.27%	
INE154A01025	ITC Limited	Consumer Non Durables	3,02,205	668.78	3.05%	
INE296A01024	Bajaj Finance Limited	Finance	9,183	642.04	2.93%	
INE238A01034	Axis Bank Limited	Banks	94,350	619.93	2.83%	
INE062A01020	State Bank of India	Banks	1,32,695	611.19	2.79%	
INE397D01024	Bharti Airtel Limited	Telecom - Services	83,557	608.92	2.78%	
INE021A01026	Asian Paints Limited	Consumer Non Durables	15,588	490.15	2.24%	
INE860A01027	HCL Technologies Limited	Software	37,533	427.61	1.95%	
INE918I01018	Bajaj Finserv Limited	Insurance	2,091	360.35	1.64%	
INE280A01028	Titan Company Limited	Consumer Durables	14,428	342.65	1.56%	
INE669C01036	Tech Mahindra Limited	Software	21,448	330.54	1.51%	
INE585B01010	Maruti Suzuki India Limited	Auto	4,596	325.68	1.49%	
INE481G01011	UltraTech Cement Limited	Cement & Cement Products	3,992	296.78	1.35%	
INE081A01012	Tata Steel Limited	Ferrous Metals	27,037	289.73	1.32%	
INE044A01036	Sun Pharmaceutical Industries Limited	Pharmaceuticals	37,332	281.46	1.28%	
INE101A01026	Mahindra & Mahindra Limited	Auto	33,100	276.63	1.26%	
INE752E01010	Power Grid Corporation of India Limited	Power	1,18,186	244.41	1.11%	
INE239A01016	Nestle India Limited	Consumer Non Durables	1,234	236.42	1.08%	
INE733E01010	NTPC Limited	Power	1,64,292	209.14	0.95%	
INE089A01023	Dr. Reddy's Laboratories Limited	Pharmaceuticals	4,200	196.61	0.90%	
INE095A01012	IndusInd Bank Limited	Banks	20,875	184.45	0.84%	
INE917I01010	Bajaj Auto Limited	Auto	4,503	146.04	0.67%	
	Subtotal			**21,913.59**	**99.97%**	
	(b) UNLISTED			**NIL**	**NIL**	**NIL**
	Subtotal			**NIL**	**NIL**	**NIL**
	Total			**21,913.59**	**99.97%**	
	Money Market Instruments					
	Triparty Repo/ Reverse Repo Instrument					
	Triparty Repo			239.01	1.09%	
	Total			**239.01**	**1.09%**	
	OTHERS					
	Cash Margin - CCIL			0.00	$0.00%	
	Total			**0.00**	**0.00%**	
	Net Current Assets			**(231.15)**	**-1.06%**	
	GRAND TOTAL			**21,921.45**	**100.00%**	

$ Less Than 0.01% of NAV

SCHEME RISK-O-METER

BENCHMARK NAME - S&P BSE SENSEX TRI
BENCHMARK RISK-O-METER

NIPPON INDIA ARBITRAGE FUND (An Open Ended Scheme Investing In Arbitrage Opportunities)

Index

Monthly Portfolio Statement as on November 30,2021

ISIN	Name of the Instrument	Industry / Rating	Quantity	Market/Fair Value (Rs. in Lacs)	% to NAV	YIELD
	Equity & Equity related					
	(a) Listed / awaiting listing on Stock Exchanges					
INE742F01042	Adani Ports and Special Economic Zone Limited	Transportation	58,90,000	40,278.77	3.22%	
INE081A01012	Tata Steel Limited	Ferrous Metals	32,59,750	34,918.44	2.79%	
INE047A01021	Grasim Industries Limited	Cement & Cement Products	17,21,400	28,617.41	2.29%	
INE002A01018	Reliance Industries Limited	Petroleum Products	11,77,250	28,317.57	2.27%	
INE467B01029	Tata Consultancy Services Limited	Software	7,99,650	28,220.85	2.26%	
INE860A01027	HCL Technologies Limited	Software	22,47,700	25,593.44	2.05%	
INE019A01038	JSW Steel Limited	Ferrous Metals	39,06,900	23,769.58	1.90%	
INE095A01012	IndusInd Bank Limited	Banks	26,23,500	23,165.51	1.85%	
INE423A01024	Adani Enterprises Limited	Minerals/Mining	12,76,000	21,217.97	1.70%	
INE030A01027	Hindustan Unilever Limited	Consumer Non Durables	8,74,200	20,260.02	1.62%	
INE154A01025	ITC Limited	Consumer Non Durables	88,54,400	19,581.51	1.57%	
INE205A01025	Vedanta Limited	Non - Ferrous Metals	56,63,700	19,191.45	1.54%	
INE256A01028	Zee Entertainment Enterprises Limited	Entertainment	57,00,000	18,485.10	1.48%	
INE628A01036	UPL Limited	Pesticides	26,71,500	18,211.62	1.46%	
INE238A01034	Axis Bank Limited	Banks	27,02,400	17,718.29	1.42%	
INE029A01011	Bharat Petroleum Corporation Limited	Petroleum Products	45,61,200	16,876.44	1.35%	
INE044A01036	Sun Pharmaceutical Industries Limited	Pharmaceuticals	19,11,000	14,401.30	1.15%	
INE406A01037	Aurobindo Pharma Limited	Pharmaceuticals	21,30,700	14,067.95	1.13%	
INE465A01025	Bharat Forge Limited	Industrial Products	19,60,500	13,599.01	1.09%	
INE062A01020	State Bank of India	Banks	28,36,500	13,063.50	1.05%	
INE749A01030	Jindal Steel & Power Limited	Ferrous Metals	35,77,500	12,290.50	0.98%	
INE016A01026	Dabur India Limited	Consumer Non Durables	19,96,250	11,876.69	0.95%	
INE114A01011	Steel Authority of India Limited	Ferrous Metals	1,05,97,250	10,602.55	0.85%	
INE522F01014	Coal India Limited	Minerals/Mining	69,34,200	10,539.98	0.84%	
INE481G01011	UltraTech Cement Limited	Cement & Cement Products	1,31,000	9,738.21	0.78%	
INE361B01024	Divi's Laboratories Limited	Pharmaceuticals	1,96,600	9,591.72	0.77%	
INE271C01023	DLF Limited	Construction	25,44,300	9,536.04	0.76%	
INE203G01027	Indraprastha Gas Limited	Gas	19,38,750	9,388.40	0.75%	
INE397D01024	Bharti Airtel Limited	Telecom - Services	11,91,952	8,680.39	0.69%	
INE296A01024	Bajaj Finance Limited	Finance	1,22,625	8,580.38	0.69%	
INE140A01024	Piramal Enterprises Limited	Finance	3,41,275	8,253.22	0.66%	
INE123W01016	SBI Life Insurance Company Limited	Insurance	7,08,750	8,225.40	0.66%	
INE288B01029	Deepak Nitrite Limited	Chemicals	3,68,250	7,804.69	0.62%	
INE192A01025	Tata Consumer Products Limited	Consumer Non Durables	9,96,300	7,757.19	0.62%	
INE148I01020	Indiabulls Housing Finance Limited	Finance	32,82,900	7,517.84	0.60%	
INE028A01039	Bank of Baroda	Banks	87,51,600	7,504.50	0.60%	
INE522D01027	Manappuram Finance Limited	Finance	45,21,000	7,389.57	0.59%	
INE158A01026	Hero MotoCorp Limited	Auto	2,97,600	7,289.12	0.58%	
INE669E01016	Vodafone Idea Limited	Telecom - Services	6,52,40,000	7,209.02	0.58%	
INE646L01027	InterGlobe Aviation Limited	Transportation	3,75,000	7,143.94	0.57%	
INE237A01028	Kotak Mahindra Bank Limited	Banks	3,52,800	6,921.58	0.55%	
INE040A01034	HDFC Bank Limited	Banks	4,51,550	6,744.13	0.54%	
INE010B01027	Cadila Healthcare Limited	Pharmaceuticals	14,47,600	6,734.96	0.54%	
INE259A01022	Colgate Palmolive (India) Limited	Consumer Non Durables	4,14,050	5,938.93	0.48%	
INE797F01012	Jubilant Foodworks Limited	Leisure Services	1,57,875	5,764.02	0.46%	
INE647O01011	Aditya Birla Fashion and Retail Limited	Retailing	22,54,200	5,750.46	0.46%	
INE326A01037	Lupin Limited	Pharmaceuticals	5,82,250	5,149.42	0.41%	
INE854D01024	United Spirits Limited	Consumer Non Durables	5,68,750	5,021.78	0.40%	
INE245A01021	Tata Power Company Limited	Power	22,41,000	4,858.49	0.39%	
INE092A01019	Tata Chemicals Limited	Chemicals	5,51,000	4,806.10	0.38%	
INE090A01021	ICICI Bank Limited	Banks	6,68,250	4,773.64	0.38%	
INE585B01010	Maruti Suzuki India Limited	Auto	64,100	4,530.46	0.36%	
INE885A01032	Amara Raja Batteries Limited	Auto Ancillaries	7,28,000	4,498.31	0.36%	
INE477A01020	Can Fin Homes Limited	Finance	7,58,550	4,476.20	0.36%	
INE917I01010	Bajaj Auto Limited	Auto	1,37,500	4,455.41	0.36%	
INE356A01018	MphasiS Limited	Software	1,51,125	4,375.30	0.35%	
INE139A01034	National Aluminium Company Limited	Non - Ferrous Metals	48,45,000	4,280.56	0.34%	
INE038A01020	Hindalco Industries Limited	Non - Ferrous Metals	9,99,750	4,126.47	0.33%	
INE498L01015	L&T Finance Holdings Limited	Finance	53,09,780	3,995.61	0.32%	
INE424H01027	Sun TV Network Limited	Entertainment	7,56,000	3,938.38	0.32%	
INE584A01023	NMDC Limited	Minerals/Mining	29,21,200	3,880.81	0.31%	
INE171A01029	The Federal Bank Limited	Banks	44,50,000	3,862.60	0.31%	
INE018A01030	Larsen & Toubro Limited	Construction Project	2,12,750	3,754.51	0.30%	
INE066F01012	Hindustan Aeronautics Limited	Aerospace & Defense	2,90,225	3,705.88	0.30%	
INE257A01026	Bharat Heavy Electricals Limited	Industrial Capital Goods	62,79,000	3,698.33	0.30%	
INE242A01010	Indian Oil Corporation Limited	Petroleum Products	29,77,000	3,541.14	0.28%	
INE935A01035	Glenmark Pharmaceuticals Limited	Pharmaceuticals	6,72,750	3,523.86	0.28%	
INE663F01024	Info Edge (India) Limited	Retailing	59,875	3,475.77	0.28%	
INE669C01036	Tech Mahindra Limited	Software	2,24,400	3,459.01	0.28%	
INE414G01012	Muthoot Finance Limited	Finance	2,39,625	3,417.53	0.27%	
INE976G01028	RBL Bank Limited	Banks	18,15,400	3,315.83	0.27%	
INE795G01014	HDFC Life Insurance Company Limited	Insurance	4,43,300	3,017.99	0.24%	
INE115A01026	LIC Housing Finance Limited	Finance	7,92,000	2,947.03	0.24%	
INE476A01014	Canara Bank	Banks	14,74,200	2,935.87	0.23%	
INE765G01017	ICICI Lombard General Insurance Company Limited	Insurance	2,00,175	2,877.22	0.23%	
INE018I01017	MindTree Limited	Software	58,600	2,536.53	0.20%	
INE335Y01020	Indian Railway Catering And Tourism Corporation Limited	Transportation	3,12,000	2,480.87	0.20%	
INE094A01015	Hindustan Petroleum Corporation Limited	Petroleum Products	8,01,900	2,366.41	0.19%	
INE101A01026	Mahindra & Mahindra Limited	Auto	2,67,400	2,234.13	0.18%	
INE347G01014	Petronet LNG Limited	Gas	10,05,000	2,209.49	0.18%	
INE001A01036	Housing Development Finance Corporation Limited	Finance	81,000	2,165.21	0.17%	
INE949L01017	AU Small Finance Bank Limited	Banks	1,96,000	2,148.36	0.17%	
INE111A01025	Container Corporation of India Limited	Transportation	3,42,297	2,122.24	0.17%	
INE079A01024	Ambuja Cements Limited	Cement & Cement Products	5,64,000	2,112.74	0.17%	
INE176B01034	Havells India Limited	Consumer Durables	1,46,000	1,986.11	0.16%	
INE437A01024	Apollo Hospitals Enterprise Limited	Healthcare Services	34,625	1,969.38	0.16%	
INE160A01022	Punjab National Bank	Banks	48,16,000	1,796.37	0.14%	
INE066A01021	Eicher Motors Limited	Auto	73,500	1,742.28	0.14%	
INE134E01011	Power Finance Corporation Limited	Finance	14,94,200	1,737.75	0.14%	
INE018E01016	SBI Cards and Payment Services Limited	Finance	1,82,000	1,729.91	0.14%	
INE208A01029	Ashok Leyland Limited	Auto	13,90,500	1,664.43	0.13%	
INE263A01024	Bharat Electronics Limited	Aerospace & Defense	7,82,800	1,594.96	0.13%	
INE021A01026	Asian Paints Limited	Consumer Non Durables	48,300	1,518.38	0.12%	
INE196A01026	Marico Limited	Consumer Non Durables	2,81,000	1,512.76	0.12%	
INE545U01014	Bandhan Bank Limited	Banks	5,49,000	1,495.75	0.12%	
INE787D01026	Balkrishna Industries Limited	Auto Ancillaries	68,000	1,478.83	0.12%	
INE438A01022	Apollo Tyres Limited	Auto Ancillaries	7,22,500	1,477.87	0.12%	
INE849A01020	Trent Limited	Retailing	1,35,575	1,375.27	0.11%	
INE761H01022	Page Industries Limited	Textile Products	3,540	1,359.04	0.11%	
INE124G01033	Delta Corp Limited	Leisure Services	5,22,100	1,287.76	0.10%	
INE101D01020	Granules India Limited	Pharmaceuticals	4,26,250	1,281.31	0.10%	
INE053A01029	The Indian Hotels Company Limited	Leisure Services	6,99,828	1,261.79	0.10%	
INE376G01013	Biocon Limited	Pharmaceuticals	3,47,300	1,251.67	0.10%	
INE302A01020	Exide Industries Limited	Auto Ancillaries	7,56,000	1,230.77	0.10%	
INE191I01014	PVR Limited	Entertainment	87,505	1,200.22	0.10%	
INE318A01026	Pidilite Industries Limited	Chemicals	52,000	1,147.04	0.09%	
INE721A01013	Shriram Transport Finance Company Limited	Finance	72,000	1,012.82	0.08%	
INE093I01010	Oberoi Realty Limited	Construction	1,19,000	990.97	0.08%	
INE003A01024	Siemens Limited	Industrial Capital Goods	42,075	905.41	0.07%	
INE383A01012	The India Cements Limited	Cement & Cement Products	4,87,200	896.69	0.07%	
INE774D01024	Mahindra & Mahindra Financial Services Limited	Finance	5,72,000	887.74	0.07%	
INE089A01023	Dr. Reddy's Laboratories Limited	Pharmaceuticals	18,500	865.03	0.07%	
INE647A01010	SRF Limited	Chemicals	43,125	865.02	0.07%	
INE176A01028	Bata India Limited	Consumer Durables	44,550	836.74	0.07%	
INE686F01025	United Breweries Limited	Consumer Non Durables	53,550	805.58	0.06%	
INE775A01035	Motherson Sumi Systems Limited	Auto Ancillaries	3,57,000	749.16	0.06%	
INE121A01024	Cholamandalam Investment and Finance Company Limited	Finance	1,23,750	681.24	0.05%	
INE002S01010	Mahanagar Gas Limited	Gas	72,000	660.46	0.05%	
INE059A01026	Cipla Limited	Pharmaceuticals	57,200	555.58	0.04%	
INE331A01037	The Ramco Cements Limited	Cement & Cement Products	58,650	551.93	0.04%	
INE726G01019	ICICI Prudential Life Insurance Company Limited	Insurance	85,500	507.06	0.04%	
INE939A01011	Strides Pharma Science Limited	Pharmaceuticals	99,900	487.36	0.04%	
INE213A01029	Oil & Natural Gas Corporation Limited	Oil	3,38,800	481.43	0.04%	
INE463A01038	Berger Paints (I) Limited	Consumer Non Durables	60,500	454.81	0.04%	
INE012A01025	ACC Limited	Cement & Cement Products	19,750	451.56	0.04%	
INE042A01014	Escorts Limited	Auto	18,700	345.26	0.03%	
INE540L01014	Alkem Laboratories Limited	Pharmaceuticals	8,400	301.85	0.02%	
INE491A01021	City Union Bank Limited	Banks	1,73,600	251.20	0.02%	
INE121J01017	Indus Towers Limited	Telecom - Services	81,200	230.97	0.02%	
INE600L01024	Dr. Lal Path Labs Limited	Healthcare Services	6,000	227.37	0.02%	
INE299U01018	Crompton Greaves Consumer Electricals Limited	Consumer Durables	50,600	226.81	0.02%	
INE935N01020	Dixon Technologies (India) Limited	Consumer Durables	4,250	216.78	0.02%	
INE053A20011	The Indian Hotels Company Limited - Rights Form	Leisure Services	6,59,608	205.80	0.02%	
INE685A01028	Torrent Pharmaceuticals Limited	Pharmaceuticals	6,250	190.13	0.02%	
INE603J01030	PI Industries Limited	Pesticides	6,500	186.52	0.01%	
INE070A01015	Shree Cement Limited	Cement & Cement Products	675	176.19	0.01%	
INE280A01028	Titan Company Limited	Consumer Durables	7,125	169.25	0.01%	
INE075A01022	Wipro Limited	Software	24,000	152.94	0.01%	
INE102D01028	Godrej Consumer Products Limited	Consumer Non Durables	13,500	124.62	0.01%	
INE010V01017	L&T Technology Services Limited	Software	2,000	105.59	0.01%	
INE918I01018	Bajaj Finserv Limited	Insurance	600	103.42	0.01%	
INE180A01020	Max Financial Services Limited	Insurance	10,400	97.79	0.01%	
INE182A01018	Pfizer Limited	Pharmaceuticals	1,875	97.43	0.01%	
INE00R701025	Dalmia Bharat Limited	Cement & Cement Products	2,250	42.15	$0.00%	
INE009A01021	Infosys Limited	Software	2,400	41.10	$0.00%	
INE020B01018	REC Limited	Finance	18,000	24.22	$0.00%	
INE398R01022	Syngene International Limited	Healthcare Services	2,550	15.20	$0.00%	
INE571A01020	IPCA Laboratories Limited	Pharmaceuticals	225	4.73	$0.00%	
	Subtotal			**8,39,688.21**	**67.18%**	
	(b) UNLISTED			**NIL**	**NIL**	**NIL**
	Subtotal			**NIL**	**NIL**	**NIL**
	Total			**8,39,688.21**	**67.18%**	
	Debt Instruments					
	(a) Listed / awaiting listing on Stock Exchange					
	Government Securities					
IN0020060037	8.2% Government of India	SOVEREIGN	3,80,00,000	38,353.59	3.07%	3.51%
IN0020020072	8.35% Government of India	SOVEREIGN	2,00,00,000	20,398.36	1.63%	3.89%
IN0020200021	5.09% Government of India	SOVEREIGN	2,00,00,000	20,095.16	1.61%	3.77%
IN0020120013	8.15% Government of India	SOVEREIGN	1,00,00,000	10,219.96	0.82%	3.90%
	Non Convertible Debentures					
INE020B08807	9.02% REC Limited	CRISIL AAA	500	5,204.00	0.42%	4.60%
INE020B08CT9	6.92% REC Limited **	CRISIL AAA	500	5,130.99	0.41%	4.89%
	Subtotal			**99,402.06**	**7.96%**	
	(b) Privately placed / Unlisted			**NIL**	**NIL**	**NIL**
	Subtotal			**NIL**	**NIL**	**NIL**
	(c) Securitised Debt					
	Subtotal			**NIL**	**NIL**	
	Total			**99,402.06**	**7.96%**	
	Money Market Instruments					
	Triparty Repo/ Reverse Repo Instrument					
	Triparty Repo			1,35,343.94	10.83%	
	Treasury Bill					
IN002020Z519	364 Days Tbill		2,00,00,000	19,783.80	1.58%	3.53%
IN002020Z410	364 Days Tbill		1,00,00,000	9,960.02	0.80%	3.41%
IN002020Z493	364 Days Tbill		50,00,000	4,952.24	0.40%	3.52%
IN002020Z501	364 Days Tbill		50,00,000	4,949.20	0.40%	3.53%
IN002020Z444	364 Days Tbill		25,00,000	2,484.82	0.20%	3.49%
	Total			**1,77,474.02**	**14.21%**	

	Mutual Fund Units			
INF204K01ZP3	Nippon India Money Market Fund Dir Pl-Growth-Gr Op	23,77,639.817	78,524.22	6.29%
INF204K01ZH0	Nippon India Liquid Fund-Direct Growth Plan	8,55,532.783	44,021.51	3.52%
INF204K01ZU3	Nippon India Low Duration Fund - Dir Pl-Growth Pl	11,31,265.747	35,311.23	2.83%
	Total		**1,57,856.96**	**12.64%**
	OTHERS			
	Cash Margin - Derivatives		21,300.00	1.70%
	Cash Margin - CCIL		5.00	$0.00%
	Total		**21,305.00**	**1.70%**
	Net Current Assets		**(46,372.08)**	**-3.69%**
	GRAND TOTAL		**12,49,354.17**	**100.00%**

**** Non Traded Securities/Illiquid Securities**
$ Less Than 0.01% of NAV

Details of Stock Future / Index Future

Long/Short	Name of the Instrument	industry	Quantity.	Market/Fair Value (Rs. in Lacs).	% to NAV.
Short	Adani Ports and Special Economic Zone Limited_30/12/2021	Transportation	5890000	40,434.85	3.24%
Short	Tata Steel Limited_30/12/2021	Ferrous Metals	3259750	35,045.57	2.81%
Short	Grasim Industries Limited_30/12/2021	Cement & Cement P	1721400	28,726.72	2.30%
Short	Reliance Industries Limited_30/12/2021	Petroleum Products	1177250	28,401.74	2.27%
Short	Tata Consultancy Services Limited_30/12/2021	Software	799650	28,320.00	2.27%
Short	HCL Technologies Limited_30/12/2021	Software	2247700	25,687.84	2.06%
Short	JSW Steel Limited_30/12/2021	Ferrous Metals	3906900	23,861.39	1.91%
Short	IndusInd Bank Limited_30/12/2021	Banks	2623500	23,206.17	1.86%
Short	Adani Enterprises Limited_30/12/2021	Minerals/Mining	1276000	21,245.40	1.70%
Short	Hindustan Unilever Limited_30/12/2021	Consumer Non Dura	874200	20,334.33	1.63%
Short	ITC Limited_30/12/2021	Consumer Non Dura	8854400	19,656.77	1.57%
Short	Vedanta Limited_30/12/2021	Non - Ferrous Metal	5663700	19,225.43	1.54%
Short	Zee Entertainment Enterprises Limited_30/12/2021	Entertainment	5700000	18,522.15	1.48%
Short	UPL Limited_30/12/2021	Pesticides	2671500	18,279.74	1.46%
Short	Axis Bank Limited_30/12/2021	Banks	2702400	17,739.90	1.42%
Short	Bharat Petroleum Corporation Limited_30/12/2021	Petroleum Products	4561200	16,910.65	1.35%
Short	Sun Pharmaceutical Industries Limited_30/12/2021	Pharmaceuticals	1911000	14,450.03	1.16%
Short	Aurobindo Pharma Limited_30/12/2021	Pharmaceuticals	2130700	14,098.84	1.13%
Short	Bharat Forge Limited_30/12/2021	Industrial Products	1960500	13,646.06	1.09%
Short	State Bank of India_30/12/2021	Banks	2836500	13,096.12	1.05%
Short	Jindal Steel & Power Limited_30/12/2021	Ferrous Metals	3577500	12,333.43	0.99%
Short	Dabur India Limited_30/12/2021	Consumer Non Dura	1996250	[illegible]	[illegible]

India [illegible]

Short	Torrent Pharmaceuticals Limited_30/12/2021	Pharmaceuticals	6250	190.66	0.02%
Short	PI Industries Limited_30/12/2021	Pesticides	6500	187.32	0.01%
Short	Shree Cement Limited_30/12/2021	Cement & Cement P	675	176.63	0.01%
Short	Titan Company Limited_30/12/2021	Consumer Durables	7125	169.64	0.01%
Short	Wipro Limited_30/12/2021	Software	24000	153.35	0.01%
Short	Godrej Consumer Products Limited_30/12/2021	Consumer Non Dura	13500	124.96	0.01%
Short	L&T Technology Services Limited_30/12/2021	Software	2000	105.56	0.01%
Short	Bajaj Finserv Limited_30/12/2021	Insurance	600	103.72	0.01%
Short	Max Financial Services Limited_30/12/2021	Insurance	10400	97.88	0.01%
Short	Pfizer Limited_30/12/2021	Pharmaceuticals	1875	97.55	0.01%
Short	Dalmia Bharat Limited_30/12/2021	Cement & Cement P	2250	42.21	$0.00%
Short	Infosys Limited_30/12/2021	Software	2400	41.23	$0.00%
Short	REC Limited_30/12/2021	Finance	18000	24.17	$0.00%
Short	Syngene International Limited_30/12/2021	Healthcare Services	2550	15.24	$0.00%
Short	IPCA Laboratories Limited_30/12/2021	Pharmaceuticals	225	4.74	$0.00%

SCHEME RISK-O-METER

BENCHMARK NAME - NIFTY 50 ARBITRAGE INDEX

BENCHMARK RISK-O-METER

NIPPON INDIA GOLD SAVINGS FUND (An Open Ended Fund of Fund Scheme)

Index

Monthly Portfolio Statement as on November 30,2021

ISIN	Name of the Instrument	Industry / Rating	Quantity	Market/Fair Value (Rs. in Lacs)	% to NAV	YIELD
	Money Market Instruments					
	Triparty Repo/ Reverse Repo Instrument					
	Triparty Repo			463.37	0.32%	
	Total			**463.37**	**0.32%**	
	Exchange Traded Funds					
INF204KB17I5	Nippon India ETF Gold Bees		34,78,02,905	1,44,372.99	100.01%	
	Total			**1,44,372.99**	**100.01%**	
	OTHERS					
	Cash Margin - CCIL			0.00	$0.00%	
	Total			**0.00**	**0.00%**	
	Net Current Assets			**(476.90)**	**-0.33%**	
	GRAND TOTAL			**1,44,359.46**	**100.00%**	

$ Less Than 0.01% of NAV

SCHEME RISK-O-METER

BENCHMARK NAME - DOMESTIC PRICE OF GOLD
BENCHMARK RISK-O-METER

Nippon India ETF Nifty 100 (An Open Ended Index Exchange Traded Fund)

Index

Monthly Portfolio Statement as on November 30,2021

ISIN	Name of the Instrument	Industry / Rating	Quantity	Market/Fair Value (Rs. in Lacs)	% to NAV	YIELD
	Equity & Equity related					
	(a) Listed / awaiting listing on Stock Exchanges					
INE002A01018	Reliance Industries Limited	Petroleum Products	62,982	1,514.97	8.97%	
INE040A01034	HDFC Bank Limited	Banks	85,219	1,272.79	7.53%	
INE009A01021	Infosys Limited	Software	72,220	1,236.88	7.32%	
INE090A01021	ICICI Bank Limited	Banks	1,35,067	964.85	5.71%	
INE001A01036	Housing Development Finance Corporation Limited	Finance	35,159	939.84	5.56%	
INE467B01029	Tata Consultancy Services Limited	Software	20,177	712.08	4.21%	
INE237A01028	Kotak Mahindra Bank Limited	Banks	28,586	560.83	3.32%	
INE018A01030	Larsen & Toubro Limited	Construction Project	23,532	415.28	2.46%	
INE030A01027	Hindustan Unilever Limited	Consumer Non Durables	17,393	403.09	2.39%	
INE154A01025	ITC Limited	Consumer Non Durables	1,70,404	376.85	2.23%	
INE296A01024	Bajaj Finance Limited	Finance	5,174	362.04	2.14%	
INE062A01020	State Bank of India	Banks	74,758	344.30	2.04%	
INE397D01024	Bharti Airtel Limited	Telecom - Services	46,004	335.02	1.98%	
INE238A01034	Axis Bank Limited	Banks	50,176	328.98	1.95%	
INE021A01026	Asian Paints Limited	Consumer Non Durables	8,782	276.08	1.63%	
INE860A01027	HCL Technologies Limited	Software	21,145	240.77	1.42%	
INE918I01018	Bajaj Finserv Limited	Insurance	1,178	203.06	1.20%	
INE280A01028	Titan Company Limited	Consumer Durables	8,128	193.08	1.14%	
INE669C01036	Tech Mahindra Limited	Software	12,090	186.36	1.10%	
INE075A01022	Wipro Limited	Software	28,822	183.67	1.09%	
INE585B01010	Maruti Suzuki India Limited	Auto	2,589	182.99	1.08%	
INE481G01011	UltraTech Cement Limited	Cement & Cement Products	2,249	167.19	0.99%	
INE081A01012	Tata Steel Limited	Ferrous Metals	15,232	163.17	0.97%	
INE155A01022	Tata Motors Limited	Auto	34,928	160.18	0.95%	
INE044A01036	Sun Pharmaceutical Industries Limited	Pharmaceuticals	21,033	158.50	0.94%	
INE101A01026	Mahindra & Mahindra Limited	Auto	18,648	155.80	0.92%	
INE752E01010	Power Grid Corporation of India Limited	Power	66,584	137.66	0.81%	
INE192R01011	Avenue Supermarts Limited	Retailing	2,902	136.71	0.81%	
INE239A01016	Nestle India Limited	Consumer Non Durables	695	133.11	0.79%	
INE047A01021	Grasim Industries Limited	Cement & Cement Products	7,436	123.62	0.73%	
INE795G01014	HDFC Life Insurance Company Limited	Insurance	18,129	123.42	0.73%	
INE361B01024	Divi's Laboratories Limited	Pharmaceuticals	2,482	121.09	0.72%	
INE733E01010	NTPC Limited	Power	92,559	117.78	0.70%	
INE019A01038	JSW Steel Limited	Ferrous Metals	19,306	117.46	0.70%	
INE038A01020	Hindalco Industries Limited	Non - Ferrous Metals	28,454	117.44	0.70%	
INE437A01024	Apollo Hospitals Enterprise Limited	Healthcare Services	1,961	111.54	0.66%	
INE089A01023	Dr. Reddy's Laboratories Limited	Pharmaceuticals	2,366	110.63	0.65%	
INE095A01012	IndusInd Bank Limited	Banks	11,762	103.86	0.61%	
INE364U01010	Adani Green Energy Limited	Power	7,922	102.62	0.61%	
INE213A01029	Oil & Natural Gas Corporation Limited	Oil	71,070	100.99	0.60%	
INE123W01016	SBI Life Insurance Company Limited	Insurance	8,573	99.49	0.59%	
INE742F01042	Adani Ports and Special Economic Zone Limited	Transportation	14,319	97.92	0.58%	
INE931S01010	Adani Transmission Limited	Power	5,356	96.38	0.57%	
INE059A01026	Cipla Limited	Pharmaceuticals	9,900	96.16	0.57%	
INE192A01025	Tata Consumer Products Limited	Consumer Non Durables	11,669	90.85	0.54%	
INE423A01024	Adani Enterprises Limited	Minerals/Mining	5,356	89.06	0.53%	
INE663F01024	Info Edge (India) Limited	Retailing	1,505	87.37	0.52%	
INE205A01025	Vedanta Limited	Non - Ferrous Metals	25,344	85.88	0.51%	
INE917I01010	Bajaj Auto Limited	Auto	2,537	82.21	0.49%	
INE216A01030	Britannia Industries Limited	Consumer Non Durables	2,296	81.51	0.48%	
INE628A01036	UPL Limited	Pesticides	10,716	73.05	0.43%	
INE765G01017	ICICI Lombard General Insurance Company Limited	Insurance	4,969	71.42	0.42%	
INE029A01011	Bharat Petroleum Corporation Limited	Petroleum Products	18,594	68.80	0.41%	
INE102D01028	Godrej Consumer Products Limited	Consumer Non Durables	7,370	68.03	0.40%	
INE070A01015	Shree Cement Limited	Cement & Cement Products	260	67.87	0.40%	
INE016A01026	Dabur India Limited	Consumer Non Durables	11,365	67.62	0.40%	
INE176B01034	Havells India Limited	Consumer Durables	4,880	66.39	0.39%	
INE318A01026	Pidilite Industries Limited	Chemicals	2,970	65.51	0.39%	
INE066A01021	Eicher Motors Limited	Auto	2,716	64.38	0.38%	
INE522F01014	Coal India Limited	Minerals/Mining	40,818	62.04	0.37%	
INE158A01026	Hero MotoCorp Limited	Auto	2,530	61.97	0.37%	
INE214T01019	Larsen & Toubro Infotech Limited	Software	887	60.40	0.36%	
INE242A01010	Indian Oil Corporation Limited	Petroleum Products	49,516	58.90	0.35%	
INE140A01024	Piramal Enterprises Limited	Finance	2,371	57.34	0.34%	
INE797F01012	Jubilant Foodworks Limited	Leisure Services	1,491	54.44	0.32%	
INE196A01026	Marico Limited	Consumer Non Durables	10,067	54.20	0.32%	
INE079A01024	Ambuja Cements Limited	Cement & Cement Products	14,312	53.61	0.32%	
INE854D01024	United Spirits Limited	Consumer Non Durables	5,804	51.25	0.30%	
INE118A01012	Bajaj Holdings & Investment Limited	Finance	976	49.17	0.29%	
INE129A01019	GAIL (India) Limited	Gas	35,465	46.03	0.27%	
INE271C01023	DLF Limited	Construction	12,055	45.18	0.27%	
INE603J01030	PI Industries Limited	Pesticides	1,566	44.94	0.27%	
INE726G01019	ICICI Prudential Life Insurance Company Limited	Insurance	7,557	44.82	0.27%	
INE121J01017	Indus Towers Limited	Telecom - Services	15,750	44.80	0.27%	
INE121A01024	Cholamandalam Investment and Finance Company Limited	Finance	7,674	42.25	0.25%	
INE018E01016	SBI Cards and Payment Services Limited	Finance	4,400	41.82	0.25%	
INE326A01037	Lupin Limited	Pharmaceuticals	4,688	41.46	0.25%	
INE012A01025	ACC Limited	Cement & Cement Products	1,646	37.63	0.22%	
INE003A01024	Siemens Limited	Industrial Capital Goods	1,734	37.31	0.22%	
INE259A01022	Colgate Palmolive (India) Limited	Consumer Non Durables	2,596	37.24	0.22%	
INE094A01015	Hindustan Petroleum Corporation Limited	Petroleum Products	12,435	36.70	0.22%	
INE406A01037	Aurobindo Pharma Limited	Pharmaceuticals	5,479	36.18	0.21%	
INE545U01014	Bandhan Bank Limited	Banks	13,178	35.90	0.21%	
INE646L01027	InterGlobe Aviation Limited	Transportation	1,876	35.74	0.21%	
INE463A01038	Berger Paints (I) Limited	Consumer Non Durables	4,730	35.56	0.21%	
INE068V01023	Gland Pharma Limited	Pharmaceuticals	960	34.42	0.20%	
INE203G01027	Indraprastha Gas Limited	Gas	6,818	33.02	0.20%	
INE376G01013	Biocon Limited	Pharmaceuticals	8,888	32.03	0.19%	
INE028A01039	Bank of Baroda	Banks	36,267	31.10	0.18%	
INE528G01035	Yes Bank Limited	Banks	2,48,921	30.87	0.18%	
INE414G01012	Muthoot Finance Limited	Finance	2,110	30.09	0.18%	
INE584A01023	NMDC Limited	Minerals/Mining	22,265	29.58	0.18%	
INE685A01028	Torrent Pharmaceuticals Limited	Pharmaceuticals	956	29.08	0.17%	
INE114A01011	Steel Authority of India Limited	Ferrous Metals	28,163	28.18	0.17%	
INE179A01014	Procter & Gamble Hygiene and Health Care Limited	Consumer Non Durables	183	27.52	0.16%	
INE749A01030	Jindal Steel & Power Limited	Ferrous Metals	7,949	27.31	0.16%	
INE127D01025	HDFC Asset Management Company Limited	Capital Markets	1,080	27.12	0.16%	
INE323A01026	Bosch Limited	Auto Ancillaries	167	27.00	0.16%	
INE010B01027	Cadila Healthcare Limited	Pharmaceuticals	4,986	23.20	0.14%	
INE160A01022	Punjab National Bank	Banks	57,915	21.60	0.13%	
	Subtotal			**16,855.48**	**99.78%**	
	(b) UNLISTED					
	Subtotal			**0.00**	**0.00%**	
	Total			**16,855.48**	**99.78%**	
	Money Market Instruments					
	Triparty Repo/ Reverse Repo Instrument					
	Triparty Repo			39.84	0.24%	
	Total			**39.84**	**0.24%**	
	OTHERS					
	Cash Margin - CCIL			0.00	$0.00%	
	Total			**0.00**	**0.00%**	
	Net Current Assets			**0.69**	**-0.02%**	
	GRAND TOTAL			**16,896.01**	**100.00%**	

This is with reference to Gazette notification (Reference no: G.S.R.174(E)) issued by Ministry of Finance on 13th March 2020, for Yes Bank Limited reconstruction scheme, 2020. As per point 3(8)(a) of the notification, there shall be a lock-in period of three years from the commencement of the above said scheme to the extent of 75% of shares held by existing shareholders on the date of commencement of the scheme which came into force from March 13,2020.
Taking into account the above development, the valuation committee of Nippon India Mutual Fund has decided to markdown the 75% locked-in shares of YES Bank to ZERO, as on March 16, 2020.

For any future distribution of realised proceeds of these locked-in YES Bank shares to the underlying unitholders , following Reconstituted Portfolio was created

ISIN	Name of the Instrument	Industry / Rating	Quantity	Market/Fair Value (Rs. in Lacs)	% to NAV
	Equity & Equity related				
	(a) Listed / awaiting listing on Stock Exchanges				
INE528G01035	Yes Bank Limited	Banks	2111	0	0.00%
	Total			0	**0.00%**
	Net Current Assets			0	**0.00%**
	GRAND TOTAL			0	**0.00%**

$ Less Than 0.01% of NAV

Aggregate value of investments made by other schemes of Nippon India Mutual Fund are amounting to Rs 178.1 Lacs.

SCHEME RISK-O-METER

BENCHMARK NAME - NIFTY 100 TRI
BENCHMARK RISK-O-METER

Nippon India ETF Consumption (An Open Ended Index Exchange Traded Fund)

Index

Monthly Portfolio Statement as on November 30,2021

ISIN	Name of the Instrument	Industry / Rating	Quantity	Market/Fair Value (Rs. in Lacs)	% to NAV	YIELD
	Equity & Equity related					
	(a) Listed / awaiting listing on Stock Exchanges					
INE397D01024	Bharti Airtel Limited	Telecom - Services	37,237	271.18	10.01%	
INE154A01025	ITC Limited	Consumer Non Durables	1,18,346	261.72	9.66%	
INE030A01027	Hindustan Unilever Limited	Consumer Non Durables	10,427	241.65	8.92%	
INE021A01026	Asian Paints Limited	Consumer Non Durables	7,108	223.45	8.25%	
INE280A01028	Titan Company Limited	Consumer Durables	6,579	156.28	5.77%	
INE585B01010	Maruti Suzuki India Limited	Auto	2,095	148.07	5.47%	
INE101A01026	Mahindra & Mahindra Limited	Auto	15,094	126.11	4.66%	
INE192R01011	Avenue Supermarts Limited	Retailing	2,348	110.61	4.08%	
INE239A01016	Nestle India Limited	Consumer Non Durables	561	107.45	3.97%	
INE437A01024	Apollo Hospitals Enterprise Limited	Healthcare Services	1,588	90.32	3.33%	
INE192A01025	Tata Consumer Products Limited	Consumer Non Durables	9,444	73.53	2.71%	
INE663F01024	Info Edge (India) Limited	Retailing	1,217	70.65	2.61%	
INE917I01010	Bajaj Auto Limited	Auto	2,052	66.49	2.45%	
INE216A01030	Britannia Industries Limited	Consumer Non Durables	1,860	65.95	2.43%	
INE102D01028	Godrej Consumer Products Limited	Consumer Non Durables	5,966	55.07	2.03%	
INE016A01026	Dabur India Limited	Consumer Non Durables	9,199	54.73	2.02%	
INE176B01034	Havells India Limited	Consumer Durables	3,950	53.73	1.98%	
INE066A01021	Eicher Motors Limited	Auto	2,199	52.13	1.92%	
INE158A01026	Hero MotoCorp Limited	Auto	2,047	50.14	1.85%	
INE256A01028	Zee Entertainment Enterprises Limited	Entertainment	14,544	47.17	1.74%	
INE797F01012	Jubilant Foodworks Limited	Leisure Services	1,206	44.03	1.63%	
INE226A01021	Voltas Limited	Consumer Durables	3,652	43.86	1.62%	
INE196A01026	Marico Limited	Consumer Non Durables	8,147	43.86	1.62%	
INE299U01018	Crompton Greaves Consumer Electricals Limited	Consumer Durables	9,308	41.72	1.54%	
INE854D01024	United Spirits Limited	Consumer Non Durables	4,698	41.48	1.53%	
INE849A01020	Trent Limited	Retailing	3,531	35.82	1.32%	
INE761H01022	Page Industries Limited	Textile Products	93	35.70	1.32%	
INE259A01022	Colgate Palmolive (India) Limited	Consumer Non Durables	2,101	30.14	1.11%	
INE646L01027	InterGlobe Aviation Limited	Transportation	1,517	28.90	1.07%	
INE463A01038	Berger Paints (I) Limited	Consumer Non Durables	3,828	28.78	1.06%	
	Subtotal			**2,700.72**	**99.68%**	
	(b) UNLISTED			**NIL**	**NIL**	**NIL**
	Subtotal			**NIL**	**NIL**	**NIL**
	Total			**2,700.72**	**99.68%**	
	Money Market Instruments					
	Triparty Repo/ Reverse Repo Instrument					
	Triparty Repo			41.97	1.55%	
	Total			**41.97**	**1.55%**	
	OTHERS					
	Cash Margin - CCIL			0.00	$0.00%	
	Total			**0.00**	**0.00%**	
	Net Current Assets			**(34.27)**	**-1.23%**	
	GRAND TOTAL			**2,708.42**	**100.00%**	

$ Less Than 0.01% of NAV

Aggregate value of investments made by other schemes of Nippon India Mutual Fund are amounting to Rs 1000 Lacs.

SCHEME RISK-O-METER

BENCHMARK NAME - NIFTY INDIA CONSUMPTION TRI
BENCHMARK RISK-O-METER

Nippon India ETF Dividend Opportunities (An Open Ended Index Exchange Traded Fund)

Index

Monthly Portfolio Statement as on November 30,2021

ISIN	Name of the Instrument	Industry / Rating	Quantity	Market/Fair Value (Rs. in Lacs)	% to NAV	YIELD
	Equity & Equity related					
	(a) Listed / awaiting listing on Stock Exchanges					
INE009A01021	Infosys Limited	Software	2,320	39.73	10.27%	
INE018A01030	Larsen & Toubro Limited	Construction Project	2,204	38.90	10.06%	
INE467B01029	Tata Consultancy Services Limited	Software	1,041	36.74	9.50%	
INE154A01025	ITC Limited	Consumer Non Durables	15,960	35.30	9.13%	
INE030A01027	Hindustan Unilever Limited	Consumer Non Durables	1,474	34.16	8.83%	
INE669C01036	Tech Mahindra Limited	Software	1,132	17.45	4.51%	
INE081A01012	Tata Steel Limited	Ferrous Metals	1,427	15.29	3.95%	
INE752E01010	Power Grid Corporation of India Limited	Power	6,237	12.89	3.33%	
INE239A01016	Nestle India Limited	Consumer Non Durables	66	12.64	3.27%	
INE733E01010	NTPC Limited	Power	8,669	11.03	2.85%	
INE213A01029	Oil & Natural Gas Corporation Limited	Oil	6,656	9.46	2.45%	
INE917I01010	Bajaj Auto Limited	Auto	237	7.68	1.99%	
INE216A01030	Britannia Industries Limited	Consumer Non Durables	215	7.62	1.97%	
INE245A01021	Tata Power Company Limited	Power	3,090	6.70	1.73%	
INE029A01011	Bharat Petroleum Corporation Limited	Petroleum Products	1,742	6.45	1.67%	
INE522F01014	Coal India Limited	Minerals/Mining	3,824	5.81	1.50%	
INE158A01026	Hero MotoCorp Limited	Auto	237	5.80	1.50%	
INE018I01017	MindTree Limited	Software	117	5.06	1.31%	
INE079A01024	Ambuja Cements Limited	Cement & Cement Products	1,341	5.02	1.30%	
INE263A01024	Bharat Electronics Limited	Aerospace & Defense	2,178	4.44	1.15%	
INE356A01018	MphasiS Limited	Software	151	4.37	1.13%	
INE129A01019	GAIL (India) Limited	Gas	3,322	4.31	1.11%	
INE121J01017	Indus Towers Limited	Telecom - Services	1,475	4.20	1.08%	
INE259A01022	Colgate Palmolive (India) Limited	Consumer Non Durables	244	3.50	0.90%	
INE094A01015	Hindustan Petroleum Corporation Limited	Petroleum Products	1,165	3.44	0.89%	
INE347G01014	Petronet LNG Limited	Gas	1,368	3.01	0.78%	
INE414G01012	Muthoot Finance Limited	Finance	197	2.81	0.73%	
INE584A01023	NMDC Limited	Minerals/Mining	2,085	2.77	0.72%	
INE134E01011	Power Finance Corporation Limited	Finance	2,120	2.47	0.64%	
INE020B01018	REC Limited	Finance	1,694	2.28	0.59%	
INE736A01011	Central Depository Services (India) Limited	Capital Markets	153	2.22	0.57%	
INE298A01020	Cummins India Limited	Industrial Products	248	2.18	0.56%	
INE548C01032	Emami Limited	Consumer Non Durables	373	1.97	0.51%	
INE066F01012	Hindustan Aeronautics Limited	Aerospace & Defense	153	1.95	0.51%	
INE881D01027	Oracle Financial Services Software Limited	Software	43	1.82	0.47%	
INE813H01021	Torrent Power Limited	Power	306	1.69	0.44%	
INE267A01025	Hindustan Zinc Limited	Non - Ferrous Metals	462	1.54	0.40%	
INE136B01020	Cyient Limited	Software	151	1.53	0.40%	
INE745G01035	Multi Commodity Exchange of India Limited	Capital Markets	93	1.49	0.38%	
INE182A01018	Pfizer Limited	Pharmaceuticals	28	1.46	0.38%	
INE139A01034	National Aluminium Company Limited	Non - Ferrous Metals	1,642	1.45	0.38%	
INE148I01020	Indiabulls Housing Finance Limited	Finance	633	1.45	0.37%	
INE118H01025	BSE Limited	Capital Markets	82	1.28	0.33%	
INE058A01010	Sanofi India Limited	Pharmaceuticals	16	1.27	0.33%	
INE085A01013	Chambal Fertilizers & Chemicals Limited	Fertilisers	303	1.10	0.29%	
INE763G01038	ICICI Securities Limited	Capital Markets	147	1.08	0.28%	
INE486A01021	CESC Limited	Power	1,210	1.06	0.27%	
INE002S01010	Mahanagar Gas Limited	Gas	105	0.96	0.25%	
INE424H01027	Sun TV Network Limited	Entertainment	179	0.93	0.24%	
INE089C01029	Sterlite Technologies Limited	Telecom - Services	333	0.92	0.24%	
	Subtotal			**380.68**	**98.44%**	
	(b) UNLISTED			**NIL**	**NIL**	**NIL**
	Subtotal			**NIL**	**NIL**	**NIL**
	Total			**380.68**	**98.44%**	
	Money Market Instruments					
	Triparty Repo/ Reverse Repo Instrument					
	Triparty Repo			4.14	1.07%	
	Total			**4.14**	**1.07%**	
	OTHERS					
	Cash Margin - CCIL			0.00	$0.00%	
	Total			**0.00**	**0.00%**	
	Net Current Assets			**1.94**	**0.49%**	
	GRAND TOTAL			**386.76**	**100.00%**	

$ Less Than 0.01% of NAV

SCHEME RISK-O-METER

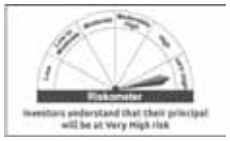

BENCHMARK NAME - NIFTY DIVIDEND OPPORTUNITIES 50 TRI
BENCHMARK RISK-O-METER

NIPPON INDIA STRATEGIC DEBT FUND (An open ended medium term debt scheme investing in instruments such that the Macaulay duration of the portfolio is between 3 to 4 years.)

Index

Monthly Portfolio Statement as on November 30,2021

ISIN	Name of the Instrument	Industry / Rating	Quantity	Market/Fair Value (Rs. in Lacs)	% to NAV	YIELD
	Debt Instruments					
	(a) Listed / awaiting listing on Stock Exchange					
	Government Securities					
IN1520190043	7.89% State Government Securities	SOVEREIGN	10,00,000	1,070.19	4.13%	5.63%
IN0020210012	5.63% Government of India	SOVEREIGN	8,51,700	851.12	3.28%	5.65%
	Non Convertible Debentures					
INE261F08CU8	5.44% National Bank For Agriculture and Rural Development **	ICRA AAA	150	1,508.00	5.82%	5.17%
INE041007068	6.8% Embassy Office Parks REIT **	CRISIL AAA	150	1,485.27	5.73%	7.23%
INE507T07062	6.59% Summit Digitel Infrastructure Private Limited **	CRISIL AAA	150	1,480.92	5.71%	7.10%
INE516Y07444	6.75% Piramal Capital & Housing Finance Limited	ICRA AA	1,35,000	1,115.85	4.30%	11.06%
INE128M08011	9.81% L&T Metro Rail (Hyderabad) Limited **	ICRA AAA(CE)	100	1,095.13	4.22%	6.86%
INE062A08165	8.9% State Bank of India **	CRISIL AAA	100	1,053.69	4.06%	7.86%
INE020B08CK8	6.88% REC Limited **	CRISIL AAA	100	1,035.38	3.99%	5.67%
INE540P07079	8.97% U.P. Power Corporation Limited **	FITCH AA(CE)	100	1,026.47	3.96%	7.62%
INE233A08048	6.92% Godrej Industries Limited **	CRISIL AA	100	1,020.49	3.94%	6.22%
INE219X07124	7.25% India Grid Trust InvIT Fund **	FITCH AAA	100	1,020.38	3.94%	6.56%
INE308G08015	5.35% Telesonic Networks Limited	CRISIL AA+	100	1,001.28	3.86%	5.25%
INE343G08018	6% Bharti Hexacom Limited **	CRISIL AA+	100	1,000.73	3.86%	5.95%
INE790Z07046	6.5% IndInfravit Trust **	CRISIL AAA	100	998.61	3.85%	6.15%
INE201P08167	6.7% G R Infraprojects Limited **	CARE AA	100	991.93	3.83%	7.01%
INE020B08AY3	8.01% REC Limited **	CRISIL AAA	50	536.72	2.07%	6.68%
INE103D08021	6.79% Bharat Sanchar Nigam Limited **	CRISIL AAA(CE)	50	497.73	1.92%	6.98%
	Subtotal			**18,789.89**	**72.47%**	
	(b) Privately placed / Unlisted			**NIL**	**NIL**	**NIL**
	Subtotal			**NIL**	**NIL**	**NIL**
	(c) Securitised Debt					
	Subtotal			**NIL**	**NIL**	
	Total			**18,789.89**	**72.47%**	
	Money Market Instruments					
	Triparty Repo/ Reverse Repo Instrument					
	Triparty Repo			2,460.37	9.49%	
	Total			**2,460.37**	**9.49%**	
	OTHERS					
	Cash Margin - CCIL			4.00	0.02%	
	Total			**4.00**	**0.02%**	
	Net Current Assets			**4,669.03**	**18.02%**	
	GRAND TOTAL			**25,923.29**	**100.00%**	

Security defaulted beyond its maturity date as on 30th November 2021 (forming part of net current assets) is as follows :

ISIN	Name of the Instrument	Value of security considered under Net Current Assets (Rs. In Lakhs)	% of Value of security considered under Net Current Assets to Net Assets	Total amount due including interest (Rs. In Lakhs)
INE217K07AB6	8.7% Reliance Home Finance Ser I Tran I (MD03/01/2020) - Matured #	3,511.37	13.55%	14,652.76
INE217K07AI1	8.64% Reliance Home Fin Ltd Annl Comp (MD25/05/20) - Matured #	748.57	2.89%	3,227.38

Disclosure of Yield to Call

"With Reference to " AMFI Best Practices Guidelines Circular No. 91/ 2020 – 21 on Valuation of AT-1 Bonds and Tier 2 Bonds" disclosure of Yield to Call as follows"

isin_code	security_name	Yield to Call
INE062A08165	8.9% SBI BS III Tier2 NCD (M2/11/2028) CALL2/11/23	5.85%

**** Non Traded Securities/Illiquid Securities**
 # Securities classified as below investment grade or default

Nippon India Mutual Fund has segregated securities of Vodafone Idea Limited (VIL) from portfolio of the scheme due to some adverse developments and rating downgrade by CARE to BB- on Feb 17, 2020

NIPPON INDIA STRATEGIC DEBT FUND-SEGREGATED PORTFOLIO 1

ISIN	Name of the Instrument	Industry / Rating	Quantity	Market/Fair Value (Rs. in Lacs)	% to NAV	YIELD
	Debt Instruments					
	(a) Listed / awaiting listing on Stock Exchange					
	Non Convertible Debentures					
INE669E08284	8.04% Vodafone Idea Limited **#	CARE B-	226	554.78	91.18%	
	Subtotal			**554.78**	**91.18%**	
	(b) Privately placed / Unlisted			**NIL**	**NIL**	
	Subtotal			**NIL**	**NIL**	
	(c) Securitised Debt					
	Subtotal			**NIL**	**NIL**	
	Total			**554.78**	**91.18%**	
	Net Current Assets			**53.67**	**8.82%**	
	GRAND TOTAL			**608.45**	**100.00%**	

**** Non Traded Securities/Illiquid Securities**
 # Securities classified as below investment grade or default

Nippon India Mutual Fund has segregated debt securities of Yes Bank Limited from portfolio of the scheme due to rating downgrade by ICRA to "D" on March 6, 2020.

NIPPON INDIA STRATEGIC DEBT FUND-SEGREGATED PORTFOLIO 2

ISIN	Name of the Instrument	Industry / Rating	Quantity	Market/Fair Value (Rs. in Lacs)	% to NAV	YIELD
	Debt Instruments					
	(a) Listed / awaiting listing on Stock Exchange					
	Non Convertible Debentures					
INE528G08352	9.5% Yes Bank Limited **#	ICRA D	320	0.00	$0.00%	
INE528G08394	9% Yes Bank Limited **#	ICRA D	5,700	0.00	$0.00%	
	Subtotal			**0.00**	**0.00%**	
	(b) Privately placed / Unlisted			**NIL**	**NIL**	
	Subtotal			**NIL**	**NIL**	
	(c) Securitised Debt					
	Subtotal			**NIL**	**NIL**	
	Total			**0.00**	**0.00%**	
	Net Current Assets			**0.00**	**100.00%**	
	GRAND TOTAL			**0.00**	**100.00%**	

**** Non Traded Securities/Illiquid Securities**
$ Less Than 0.01% of NAV
 # Securities classified as below investment grade or default

BENCHMARK NAME - 25% OF CRISIL AAA MEDIUM TERM BOND INDEX + 25% OF CRISIL AA+ MEDIUM TERM BOND INDEX + 25% OF CRISIL AA MEDIUM TERM BOND INDEX + 25% OF CRISIL AA- MEDIUM TERM BOND INDEX

SCHEME RISK-O-METER

BENCHMARK RISK-O-METER

NIPPON INDIA JAPAN EQUITY FUND (An open ended equity scheme following Japan focused theme)

Index

Monthly Portfolio Statement as on November 30,2021

ISIN	Name of the Instrument	Industry / Rating	Quantity	Market/Fair Value (Rs. in Lacs)	% to NAV	YIELD
	Equity & Equity related					
	(a) Listed Foreign Securities/Overseas ETFs					
JP3571400005	Tokyo Electron Ltd	Semiconductor Equipment	2,400	952.75	3.87%	
JP3435000009	Sony Corp	Consumer Electronics	9,300	852.95	3.47%	
JP3165700000	NTT Data Corporation	IT Consulting & Other Services	53,600	851.26	3.46%	
JP3734800000	Nidec Corporation	Electrical Components & Equipment	9,600	827.92	3.37%	
JP3419400001	Sekisui Chemical Co Ltd	Homebuilding	67,600	827.41	3.36%	
JP3637300009	Trend Micro Inc	Systems Software	18,700	812.57	3.30%	
JP3357200009	Shimadzu Corporation	Electronic Equipment & Instruments	25,400	810.50	3.30%	
JP3200450009	Orix Corporation	Other Diversified Financial Services	54,000	804.24	3.27%	
JP3633400001	Toyota Motor Corp	Automobile Manufacturers	60,300	800.46	3.26%	
JP3197800000	Omron Corporation Ord	Electronic Components	11,000	800.16	3.25%	
JP3788600009	Hitachi Ltd	Industrial Conglomerates	17,900	794.19	3.23%	
JP3143600009	Itochu Corporation	Trading Companies & Distributors	36,700	793.71	3.23%	
JP3914400001	Murata Manufacturing Co Ltd	Electronic Components	14,100	783.86	3.19%	
JP3371200001	Shin Etsu Chemical Co	Specialty Chemicals	6,200	781.49	3.18%	
JP3266400005	Kubota Corp	Agricultural & Farm Machinery	48,700	765.37	3.11%	
JP3689050007	Nihon M&A Center Inc	Research & Consulting Services	34,200	756.65	3.08%	
JP3422950000	Seven & I Holdings	Food Retail	25,000	755.28	3.07%	
JP3970300004	Recruit Holdings Co Ltd	Human Resource & Employment Services	16,400	750.81	3.05%	
JP3902900004	Mitsubishi UFJ Financial Group Inc	Diversified Banks	1,84,600	736.50	3.00%	
JP3481800005	Daikin Industries Ltd	Building Products	4,700	721.81	2.94%	
JP3205800000	Kao Corporation	Personal Products	18,700	717.91	2.92%	
JP3802300008	Fast Retailing Co Ltd	Apparel Retail	1,600	715.41	2.91%	
JP3254200003	Kyowa Exeo Corp	Construction & Engineering	44,600	711.88	2.89%	
JP3304200003	Komatsu Ltd	Construction Machinery & Heavy Trucks	41,300	710.17	2.89%	
JP3219000001	Kamigumi Co Ltd	Marine Ports & Services	50,500	703.20	2.86%	
JP3893200000	Mitsui Fudosan Co	Diversified Real Estate Activities	45,000	697.37	2.84%	
JP3505000004	Daiwa House Industry	Diversified Real Estate Activities	31,200	686.35	2.79%	
JP3756100008	Nitori Holdings Co Ltd	Homefurnishing Retail	5,700	681.78	2.77%	
JP3782200004	Paltac Corporation	Distributors	23,100	675.05	2.75%	
JP3116000005	Asahi Group Holdings Ltd	Brewers	23,700	659.41	2.68%	
	Subtotal			**22,938.42**	**93.29%**	
	(b) UNLISTED			**NIL**	**NIL**	**NIL**
	Subtotal			**NIL**	**NIL**	**NIL**
	Total			**22,938.42**	**93.29%**	
	Money Market Instruments					
	Triparty Repo/ Reverse Repo Instrument					
	Triparty Repo			1,642.54	6.68%	
	Total			**1,642.54**	**6.68%**	
	OTHERS					
	Cash Margin - CCIL			0.00	$0.00%	
	Total			**0.00**	**0.00%**	
	Net Current Assets			**9.71**	**0.03%**	
	GRAND TOTAL			**24,590.67**	**100.00%**	

$ Less Than 0.01% of NAV

SCHEME RISK-O-METER

BENCHMARK NAME - TOPIX TRI (TOKYO STOCK PRICE INDEX)
BENCHMARK RISK-O-METER

Nippon India ETF Sensex (An Open Ended Index Exchange Traded Fund)

Index

Monthly Portfolio Statement as on November 30,2021

ISIN	Name of the Instrument	Industry / Rating	Quantity	Market/Fair Value (Rs. in Lacs)	% to NAV	YIELD
	Equity & Equity related					
	(a) Listed / awaiting listing on Stock Exchanges					
INE002A01018	Reliance Industries Limited	Petroleum Products	36,363	875.17	12.26%	
INE040A01034	HDFC Bank Limited	Banks	49,154	734.16	10.28%	
INE009A01021	Infosys Limited	Software	41,506	711.60	9.97%	
INE090A01021	ICICI Bank Limited	Banks	77,943	556.75	7.80%	
INE001A01036	Housing Development Finance Corporation Limited	Finance	20,315	543.71	7.61%	
INE467B01029	Tata Consultancy Services Limited	Software	11,649	411.44	5.76%	
INE237A01028	Kotak Mahindra Bank Limited	Banks	14,719	288.81	4.04%	
INE018A01030	Larsen & Toubro Limited	Construction Project	13,587	239.66	3.36%	
INE030A01027	Hindustan Unilever Limited	Consumer Non Durables	10,042	232.82	3.26%	
INE154A01025	ITC Limited	Consumer Non Durables	98,298	217.53	3.05%	
INE296A01024	Bajaj Finance Limited	Finance	2,987	208.84	2.92%	
INE238A01034	Axis Bank Limited	Banks	30,689	201.64	2.82%	
INE062A01020	State Bank of India	Banks	43,161	198.80	2.78%	
INE397D01024	Bharti Airtel Limited	Telecom - Services	27,178	198.06	2.77%	
INE021A01026	Asian Paints Limited	Consumer Non Durables	5,070	159.42	2.23%	
INE860A01027	HCL Technologies Limited	Software	12,208	139.09	1.95%	
INE918I01018	Bajaj Finserv Limited	Insurance	680	117.19	1.64%	
INE280A01028	Titan Company Limited	Consumer Durables	4,693	111.45	1.56%	
INE669C01036	Tech Mahindra Limited	Software	6,976	107.51	1.51%	
INE585B01010	Maruti Suzuki India Limited	Auto	1,495	105.94	1.48%	
INE481G01011	UltraTech Cement Limited	Cement & Cement Products	1,299	96.57	1.35%	
INE081A01012	Tata Steel Limited	Ferrous Metals	8,794	94.24	1.32%	
INE044A01036	Sun Pharmaceutical Industries Limited	Pharmaceuticals	12,143	91.55	1.28%	
INE101A01026	Mahindra & Mahindra Limited	Auto	10,766	89.98	1.26%	
INE752E01010	Power Grid Corporation of India Limited	Power	38,442	79.50	1.11%	
INE239A01016	Nestle India Limited	Consumer Non Durables	401	76.83	1.08%	
INE733E01010	NTPC Limited	Power	53,439	68.03	0.95%	
INE089A01023	Dr. Reddy's Laboratories Limited	Pharmaceuticals	1,366	63.94	0.90%	
INE095A01012	IndusInd Bank Limited	Banks	6,790	60.00	0.84%	
INE917I01010	Bajaj Auto Limited	Auto	1,465	47.51	0.67%	
	Subtotal			**7,127.74**	**99.81%**	
	(b) UNLISTED			**NIL**	**NIL**	**NIL**
	Subtotal			**NIL**	**NIL**	**NIL**
	Total			**7,127.74**	**99.81%**	
	Money Market Instruments					
	Triparty Repo/ Reverse Repo Instrument					
	Triparty Repo			11.75	0.16%	
	Total			**11.75**	**0.16%**	
	OTHERS					
	Cash Margin - CCIL			0.00	$0.00%	
	Total			**0.00**	**0.00%**	
	Net Current Assets			**1.14**	**0.03%**	
	GRAND TOTAL			**7,140.63**	**100.00%**	

$ Less Than 0.01% of NAV

SCHEME RISK-O-METER

BENCHMARK NAME - S&P BSE SENSEX TRI
BENCHMARK RISK-O-METER

NIPPON INDIA RETIREMENT FUND - WEALTH CREATION SCHEME (An open ended retirement solution oriented scheme having a lock-in of 5 years or till retirement age (whichever is earlier))
Monthly Portfolio Statement as on November 30,2021

Index

ISIN	Name of the Instrument	Industry / Rating	Quantity	Market/Fair Value (Rs. in Lacs)	% to NAV	YIELD
	Equity & Equity related					
	(a) Listed / awaiting listing on Stock Exchanges					
INE040A01034	HDFC Bank Limited	Banks	9,75,000	14,562.11	6.28%	
INE002A01018	Reliance Industries Limited	Petroleum Products	5,30,000	12,748.62	5.50%	
INE090A01021	ICICI Bank Limited	Banks	17,50,000	12,501.13	5.39%	
INE009A01021	Infosys Limited	Software	6,10,000	10,447.17	4.51%	
INE018A01030	Larsen & Toubro Limited	Construction Project	5,75,000	10,147.31	4.38%	
INE467B01029	Tata Consultancy Services Limited	Software	2,60,000	9,175.79	3.96%	
INE001A01036	Housing Development Finance Corporation Limited	Finance	3,25,000	8,687.58	3.75%	
INE062A01020	State Bank of India	Banks	14,50,000	6,677.98	2.88%	
INE860A01027	HCL Technologies Limited	Software	5,50,000	6,262.58	2.70%	
INE030A01027	Hindustan Unilever Limited	Consumer Non Durables	2,70,000	6,257.39	2.70%	
INE238A01034	Axis Bank Limited	Banks	7,50,000	4,917.38	2.12%	
INE320J01015	RITES Limited	Engineering Services	17,00,000	4,720.05	2.04%	
INE786A01032	JK Lakshmi Cement Limited	Cement & Cement Products	7,00,000	4,444.65	1.92%	
INE591G01017	Coforge Limited	Software	80,000	4,345.28	1.88%	
INE044A01036	Sun Pharmaceutical Industries Limited	Pharmaceuticals	5,50,000	4,144.80	1.79%	
INE503A01015	DCB Bank Limited	Banks	45,00,000	3,692.25	1.59%	
INE203G01027	Indraprastha Gas Limited	Gas	7,50,000	3,631.88	1.57%	
INE935N01020	Dixon Technologies (India) Limited	Consumer Durables	70,000	3,570.49	1.54%	
INE061F01013	Fortis Healthcare Limited	Healthcare Services	12,50,000	3,510.00	1.51%	
INE397D01024	Bharti Airtel Limited	Telecom - Services	4,75,000	3,459.19	1.49%	
INE093I01010	Oberoi Realty Limited	Construction	4,10,000	3,414.28	1.47%	
INE211B01039	The Phoenix Mills Limited	Construction	3,50,000	3,317.48	1.43%	
INE010V01017	L&T Technology Services Limited	Software	60,000	3,167.64	1.37%	
INE296A01024	Bajaj Finance Limited	Finance	45,000	3,148.76	1.36%	
INE742F01042	Adani Ports and Special Economic Zone Limited	Transportation	4,50,000	3,077.33	1.33%	
INE733E01010	NTPC Limited	Power	24,00,000	3,054.00	1.32%	
INE481G01011	UltraTech Cement Limited	Cement & Cement Products	40,000	2,973.50	1.28%	
INE038A01020	Hindalco Industries Limited	Non - Ferrous Metals	7,00,000	2,889.25	1.25%	
INE498B01024	Shoppers Stop Limited	Retailing	8,75,000	2,828.44	1.22%	
INE299U01018	Crompton Greaves Consumer Electricals Limited	Consumer Durables	6,00,000	2,689.50	1.16%	
INE102D01028	Godrej Consumer Products Limited	Consumer Non Durables	2,75,000	2,538.53	1.10%	
INE571A01020	IPCA Laboratories Limited	Pharmaceuticals	1,19,000	2,499.24	1.08%	
INE158A01026	Hero MotoCorp Limited	Auto	1,00,000	2,449.30	1.06%	
INE361B01024	Divi's Laboratories Limited	Pharmaceuticals	50,000	2,439.40	1.05%	
INE191H01014	PVR Limited	Entertainment	1,75,000	2,400.30	1.04%	
INE016A01026	Dabur India Limited	Consumer Non Durables	4,00,000	2,379.80	1.03%	
INE769A01020	Aarti Industries Limited	Chemicals	2,50,000	2,343.25	1.01%	
INE775A01035	Motherson Sumi Systems Limited	Auto Ancillaries	11,00,000	2,308.35	1.00%	
INE603J01030	PI Industries Limited	Pesticides	80,000	2,295.60	0.99%	
INE323A01026	Bosch Limited	Auto Ancillaries	14,000	2,263.59	0.98%	
INE686F01025	United Breweries Limited	Consumer Non Durables	1,50,000	2,256.53	0.97%	
INE342J01019	WABCO India Limited	Auto Ancillaries	27,500	2,220.80	0.96%	
INE795G01014	HDFC Life Insurance Company Limited	Insurance	3,25,000	2,212.60	0.95%	
INE099Z01011	Mishra Dhatu Nigam Limited	Aerospace & Defense	12,00,000	2,212.20	0.95%	
INE388Y01029	FSN E-Commerce Ventures Limited	Retailing	90,000	2,196.41	0.95%	
INE765G01017	ICICI Lombard General Insurance Company Limited	Insurance	1,50,000	2,156.03	0.93%	
INE665L01035	Varroc Engineering Limited	Auto Ancillaries	7,29,595	2,152.67	0.93%	
INE227W01023	Clean Science and Technology Limited	Chemicals	1,00,000	2,139.35	0.92%	
INE018E01016	SBI Cards and Payment Services Limited	Finance	2,25,000	2,138.63	0.92%	
INE245A01021	Tata Power Company Limited	Power	9,50,000	2,059.60	0.89%	
INE123W01016	SBI Life Insurance Company Limited	Insurance	1,75,000	2,030.96	0.88%	
INE758T01015	Zomato Limited	Retailing	13,00,000	1,983.15	0.86%	
INE066F01012	Hindustan Aeronautics Limited	Aerospace & Defense	1,50,000	1,915.35	0.83%	
INE063P01018	Equitas Small Finance Bank Limited	Banks	30,08,525	1,814.14	0.78%	
INE918I01018	Bajaj Finserv Limited	Insurance	10,500	1,809.92	0.78%	
INE07T201019	Burger King India Limited	Leisure Services	9,50,000	1,410.28	0.61%	
INE878A01011	GE Power India Limited	Industrial Capital Goods	5,00,000	1,155.75	0.50%	
	Subtotal			**2,26,245.54**	**97.64%**	
	(b) UNLISTED			**NIL**	**NIL**	**NIL**
	Subtotal			**NIL**	**NIL**	**NIL**
	Total			**2,26,245.54**	**97.64%**	
	Debt Instruments					
	(a) Listed / awaiting listing on Stock Exchange					
	Non Convertible Debentures					
INE528G08394	9% Yes Bank Limited **#	ICRA D	500	0.00	$0.00%	
	Subtotal			**0.00**	**0.00%**	
	(b) Privately placed / Unlisted			**NIL**	**NIL**	**NIL**
	Subtotal			**NIL**	**NIL**	**NIL**
	(c) Securitised Debt					
	Subtotal			**NIL**	**NIL**	
	Total			**0.00**	**0.00%**	
	Money Market Instruments					
	Triparty Repo/ Reverse Repo Instrument					
	Triparty Repo			4,698.53	2.03%	
	Total			**4,698.53**	**2.03%**	
	OTHERS					
	Cash Margin - CCIL			0.00	$0.00%	
	Total			**0.00**	**0.00%**	
	Net Current Assets			**797.48**	**0.33%**	
	GRAND TOTAL			**2,31,741.55**	**100.00%**	

**** Non Traded Securities/Illiquid Securities**
$ Less Than 0.01% of NAV
 # Securities classified as below investment grade or default

SCHEME RISK-O-METER

BENCHMARK NAME - S&P BSE 500 TRI
BENCHMARK RISK-O-METER

NIPPON INDIA RETIREMENT FUND - INCOME GENERATION SCHEME (An open ended retirement solution oriented scheme having a lock-in of 5 years or till retirement age (whichever is earlier))
Monthly Portfolio Statement as on November 30,2021

Index

ISIN	Name of the Instrument	Industry / Rating	Quantity	Market/Fair Value (Rs. in Lacs)	% to NAV	YIELD
	Equity & Equity related					
	(a) Listed / awaiting listing on Stock Exchanges					
INE090A01021	ICICI Bank Limited	Banks	47,000	335.74	1.34%	
INE040A01034	HDFC Bank Limited	Banks	22,000	328.58	1.31%	
INE009A01021	Infosys Limited	Software	19,000	325.40	1.30%	
INE002A01018	Reliance Industries Limited	Petroleum Products	13,000	312.70	1.25%	
INE001A01036	Housing Development Finance Corporation Limited	Finance	9,000	240.58	0.96%	
INE062A01020	State Bank of India	Banks	50,000	230.28	0.92%	
INE018A01030	Larsen & Toubro Limited	Construction Project	12,500	220.59	0.88%	
INE467B01029	Tata Consultancy Services Limited	Software	5,500	194.10	0.78%	
INE238A01034	Axis Bank Limited	Banks	26,000	170.47	0.68%	
INE030A01027	Hindustan Unilever Limited	Consumer Non Durables	7,000	162.23	0.65%	
INE018I01017	MindTree Limited	Software	3,000	129.86	0.52%	
INE498B01024	Shoppers Stop Limited	Retailing	40,000	129.30	0.52%	
INE093I01010	Oberoi Realty Limited	Construction	15,000	124.91	0.50%	
INE203G01027	Indraprastha Gas Limited	Gas	25,000	121.06	0.48%	
INE769A01020	Aarti Industries Limited	Chemicals	12,500	117.16	0.47%	
INE860A01027	HCL Technologies Limited	Software	10,000	113.87	0.46%	
INE397D01024	Bharti Airtel Limited	Telecom - Services	15,000	109.24	0.44%	
INE733E01010	NTPC Limited	Power	85,000	108.16	0.43%	
INE686F01025	United Breweries Limited	Consumer Non Durables	7,000	105.30	0.42%	
INE123W01016	SBI Life Insurance Company Limited	Insurance	9,000	104.45	0.42%	
INE038A01020	Hindalco Industries Limited	Non - Ferrous Metals	25,000	103.19	0.41%	
INE786A01032	JK Lakshmi Cement Limited	Cement & Cement Products	15,000	95.24	0.38%	
INE099Z01011	Mishra Dhatu Nigam Limited	Aerospace & Defense	50,000	92.18	0.37%	
INE503A01015	DCB Bank Limited	Banks	1,10,000	90.26	0.36%	
INE191H01014	PVR Limited	Entertainment	6,500	89.15	0.36%	
INE044A01036	Sun Pharmaceutical Industries Limited	Pharmaceuticals	11,200	84.40	0.34%	
INE320J01015	RITES Limited	Engineering Services	28,090	77.99	0.31%	
INE211B01039	The Phoenix Mills Limited	Construction	8,000	75.83	0.30%	
INE063P01018	Equitas Small Finance Bank Limited	Banks	1,25,000	75.38	0.30%	
INE481G01011	UltraTech Cement Limited	Cement & Cement Products	1,000	74.34	0.30%	
INE765G01017	ICICI Lombard General Insurance Company Limited	Insurance	5,000	71.87	0.29%	
INE299U01018	Crompton Greaves Consumer Electricals Limited	Consumer Durables	15,000	67.24	0.27%	
INE878A01011	GE Power India Limited	Industrial Capital Goods	25,000	57.79	0.23%	
INE376G01013	Biocon Limited	Pharmaceuticals	15,000	54.06	0.22%	
INE158A01026	Hero MotoCorp Limited	Auto	2,000	48.99	0.20%	
	Subtotal			**4,841.89**	**19.37%**	
	(b) UNLISTED			**NIL**	**NIL**	**NIL**
	Subtotal			**NIL**	**NIL**	**NIL**
	Total			**4,841.89**	**19.37%**	
	Debt Instruments					
	(a) Listed / awaiting listing on Stock Exchange					
	Government Securities					
IN0020160068	7.06% Government of India	SOVEREIGN	60,15,000	6,118.92	24.48%	6.91%
IN0020190024	7.62% Government of India	SOVEREIGN	25,00,000	2,708.99	10.84%	6.80%
IN0020200153	5.77% Government of India	SOVEREIGN	25,00,000	2,414.38	9.66%	6.29%
IN0020150044	8.13% Government of India	SOVEREIGN	21,10,000	2,406.98	9.63%	6.91%
IN0020200096	6.19% Government of India	SOVEREIGN	25,00,000	2,389.26	9.56%	6.71%
IN0020140078	8.17% Government of India	SOVEREIGN	16,50,000	1,884.63	7.54%	6.93%
IN0020210020	6.64% Government of India	SOVEREIGN	5,00,000	494.81	1.98%	6.76%
IN0020200294	5.85% Government of India	SOVEREIGN	5,00,000	486.00	1.94%	6.26%
IN0020120062	8.3% Government of India	SOVEREIGN	2,13,600	246.54	0.99%	6.90%
IN0020210194	6.99% Government of India	SOVEREIGN	2,00,000	201.51	0.81%	6.93%
IN0020200252	6.67% Government of India	SOVEREIGN	2,00,000	193.83	0.78%	6.92%
IN0020110063	8.83% Government of India	SOVEREIGN	1,00,700	121.82	0.49%	6.88%
	Subtotal			**19,667.67**	**78.70%**	
	(b) Privately placed / Unlisted			**NIL**	**NIL**	**NIL**
	Subtotal			**NIL**	**NIL**	**NIL**
	(c) Securitised Debt					
	Subtotal			**NIL**	**NIL**	
	Total			**19,667.67**	**78.70%**	
	Money Market Instruments					
	Triparty Repo/ Reverse Repo Instrument					
	Triparty Repo			242.78	0.97%	
	Total			**242.78**	**0.97%**	
	OTHERS					
	Cash Margin - CCIL			8.00	0.03%	
	Total			**8.00**	**0.03%**	
	Net Current Assets			**233.56**	**0.93%**	
	GRAND TOTAL			**24,993.90**	**100.00%**	

SCHEME RISK-O-METER

BENCHMARK NAME - 80% CRISIL LONG TERM DEBT INDEX + 20% S&P BSE 500 TRI
BENCHMARK RISK-O-METER

Nippon India Banking & PSU Debt Fund (An open ended debt scheme predominantly investing in Debt instruments of banks, Public Sector Undertakings,Public Financial Institutions and Municipal Bonds)

Index

Monthly Portfolio Statement as on November 30,2021

ISIN	Name of the Instrument	Industry / Rating	Quantity	Market/Fair Value (Rs. in Lacs)	% to NAV	YIELD
	Debt Instruments					
	(a) Listed / awaiting listing on Stock Exchange					
	Floating Rate Note					
INE134E07AP6	Power Finance Corporation Limited **	CRISIL AAA	8,10,000	8,257.25	1.27%	7.18%
	Government Securities					
IN0020210012	5.63% Government of India	SOVEREIGN	1,80,00,000	17,987.67	2.77%	5.65%
IN0020210160	4.04% Government of India	SOVEREIGN	1,60,00,000	15,903.76	2.44%	6.90%
IN0020210095	6.1% Government of India	SOVEREIGN	60,00,000	5,901.91	0.91%	6.33%
IN1620150160	8.21% State Government Securities	SOVEREIGN	25,00,000	2,656.99	0.41%	5.30%
IN1920140085	8.06% State Government Securities	SOVEREIGN	24,64,000	2,642.77	0.41%	5.52%
IN1620140153	8.08% State Government Securities	SOVEREIGN	19,51,000	2,092.17	0.32%	5.55%
IN3120180085	8.42% State Government Securities	SOVEREIGN	17,50,000	1,851.57	0.28%	4.72%
IN1520140105	8.05% State Government Securities	SOVEREIGN	16,29,000	1,748.32	0.27%	5.54%
IN0020200112	5.22% Government of India	SOVEREIGN	15,00,000	1,495.43	0.23%	5.31%
IN3320150094	8.45% State Government Securities	SOVEREIGN	10,00,000	1,077.29	0.17%	5.47%
IN2220200173	5.68% State Government Securities	SOVEREIGN	10,00,000	1,011.92	0.16%	5.22%
IN0020170174	7.17% Government of India	SOVEREIGN	5,92,500	625.05	0.10%	6.08%
IN2220160039	7.84% State Government Securities	SOVEREIGN	5,00,000	534.19	0.08%	6.11%
IN2020130018	8.25% State Government Securities	SOVEREIGN	5,00,000	523.94	0.08%	4.67%
IN1020200078	6.7% State Government Securities	SOVEREIGN	5,00,000	512.82	0.08%	6.02%
IN0020170026	6.79% Government of India	SOVEREIGN	2,50,000	259.68	0.04%	5.95%
IN0020110055	8.97% Government of India	SOVEREIGN	1,79,000	209.05	0.03%	6.48%
IN0020200153	5.77% Government of India	SOVEREIGN	1,54,400	149.11	0.02%	6.29%
IN0020180488	7.32% Government of India	SOVEREIGN	7,800	8.21	$0.00%	4.73%
	Non Convertible Debentures					
INE213A08040	4.5% Oil & Natural Gas Corporation Limited **	ICRA AAA	2,500	24,735.43	3.80%	5.02%
INE733E07KK5	7.93% NTPC Limited **	CRISIL AAA	2,150	21,827.32	3.36%	4.05%
INE261F08AT4	8.5% National Bank For Agriculture and Rural Development	CRISIL AAA	1,736	18,114.05	2.78%	4.57%
INE377Y07128	8.07% Bajaj Housing Finance Limited	CRISIL AAA	1,750	17,818.15	2.74%	4.78%
INE062A08256	6.24% State Bank of India **	CRISIL AAA	1,750	17,491.78	2.69%	6.24%
INE040A08401	6.44% HDFC Bank Limited **	CRISIL AAA	1,750	17,321.55	2.66%	6.63%
INE556F08JO9	6.8% Small Industries Dev Bank of India **	CARE AAA	1,500	15,274.44	2.35%	4.46%
INE726G08014	6.85% ICICI Prudential Life Insurance Company Limited **	CRISIL AAA	1,500	15,025.73	2.31%	6.81%
INE246R07475	5.5% NIIF Infrastructure Finance Limited **	ICRA AAA	1,500	14,952.89	2.30%	5.77%
INE238A08351	8.85% Axis Bank Limited **	CRISIL AAA	1,300	14,104.04	2.17%	5.70%
INE242A08452	6.39% Indian Oil Corporation Limited **	CRISIL AAA	1,250	12,832.86	1.97%	5.47%
INE090A08TU6	7.6% ICICI Bank Limited **	ICRA AAA	1,150	12,011.16	1.85%	5.01%
INE062A08165	8.9% State Bank of India **	CRISIL AAA	1,045	11,011.07	1.69%	7.86%
INE090A08UD0	7.1% ICICI Bank Limited **	ICRA AAA	1,000	10,327.78	1.59%	6.57%
INE020B08AK2	7.03% REC Limited **	CRISIL AAA	1,000	10,180.74	1.56%	4.52%
INE557F08FL1	5.35% National Housing Bank **	CRISIL AAA	1,000	10,051.74	1.55%	5.09%
INE261F08CY0	5% National Bank For Agriculture and Rural Development **	CRISIL AAA	1,000	10,044.88	1.54%	4.61%
INE795G08019	6.67% HDFC Life Insurance Company Limited **	CRISIL AAA	1,000	9,990.85	1.54%	6.68%
INE020B08DF6	5.85% REC Limited **	CRISIL AAA	950	9,490.64	1.46%	5.88%
INE537P07604	5.75% India Infradebt Limited **	CRISIL AAA	950	9,473.56	1.46%	5.91%
INE053F07CU1	5.04% Indian Railway Finance Corporation Limited **	CRISIL AAA	900	9,038.84	1.39%	4.73%
INE752E07KN9	8.8% Power Grid Corporation of India Limited **	CRISIL AAA	790	8,310.81	1.28%	4.50%
INE020B08906	8.27% REC Limited **	CRISIL AAA	750	8,053.51	1.24%	5.67%
INE134E08LB1	5.47% Power Finance Corporation Limited **	CRISIL AAA	750	7,563.12	1.16%	4.93%
INE261F08CU8	5.44% National Bank For Agriculture and Rural Development **	ICRA AAA	750	7,540.01	1.16%	5.17%
INE906B07FE6	7.17% National Highways Auth Of Ind	CRISIL AAA	750	7,515.74	1.16%	3.45%
INE020B08CD3	7.09% REC Limited	CRISIL AAA	700	7,171.63	1.10%	4.60%
INE103D08021	6.79% Bharat Sanchar Nigam Limited **	CRISIL AAA(CE)	700	6,968.23	1.07%	6.98%
INE752E07LB2	8.7% Power Grid Corporation of India Limited **	CRISIL AAA	650	6,887.13	1.06%	4.76%
INE134E08LD7	6.5% Power Finance Corporation Limited **	CRISIL AAA	600	6,140.74	0.94%	5.79%
INE053F07BB3	8.25% Indian Railway Finance Corporation Limited **	CRISIL AAA	570	6,075.41	0.93%	5.08%
INE020B08BV7	8.1% REC Limited **	CRISIL AAA	550	5,836.01	0.90%	5.46%
INE134E08IE1	8.03% Power Finance Corporation Limited **	CRISIL AAA	500	5,369.10	0.83%	6.06%
INE733E07JP6	8.49% NTPC Limited **	CRISIL AAA	4,00,00,000	5,344.36	0.82%	5.45%
INE134E08KW9	6.72% Power Finance Corporation Limited **	CRISIL AAA	500	5,132.75	0.79%	4.84%
INE261F08BW6	6.72% National Bank For Agriculture and Rural Development **	ICRA AAA	500	5,126.33	0.79%	4.74%
INE020B08AM8	7.09% REC Limited **	CRISIL AAA	500	5,104.31	0.78%	4.58%
INE556F08JK7	7.95% Small Industries Dev Bank of India **	ICRA AAA	500	5,072.33	0.78%	4.08%
INE861G08084	7.09% Food Corporation Of India	CRISIL AAA(CE)	500	5,052.40	0.78%	6.93%
INE261F08CX2	5.53% National Bank For Agriculture and Rural Development **	ICRA AAA	500	5,036.27	0.77%	5.17%
INE556F08JS0	5.24% Small Industries Dev Bank of India **	CARE AAA	500	5,012.45	0.77%	5.11%
INE134E08JW1	8.18% Power Finance Corporation Limited **	CRISIL AAA	460	4,656.37	0.72%	3.78%
INE752E08569	7.34% Power Grid Corporation of India Limited **	CRISIL AAA	400	4,205.91	0.65%	5.17%
INE514E08CC1	8.83% Export Import Bank of India **	CRISIL AAA	377	3,938.04	0.61%	4.59%
INE134E08GK2	8.98% Power Finance Corporation Limited **	CRISIL AAA	350	3,802.03	0.58%	5.61%
INE166A08032	9.9% Kotak Mahindra Bank Limited **	CRISIL AAA	350	3,646.06	0.56%	5.63%
INE134E08KN8	6.98% Power Finance Corporation Limited **	CRISIL AAA	350	3,596.59	0.55%	4.84%
INE906B07FT4	7.27% National Highways Auth Of Ind **	CRISIL AAA	300	3,045.14	0.47%	4.13%
INE557F08FJ5	5.8% National Housing Bank **	CRISIL AAA	300	3,043.03	0.47%	4.73%
INE861G08076	6.65% Food Corporation Of India **	ICRA AAA(CE)	300	2,950.66	0.45%	6.90%
INE134E08GV9	8.65% Power Finance Corporation Limited **	CRISIL AAA	250	2,708.85	0.42%	5.61%
INE752E07HL9	8.64% Power Grid Corporation of India Limited **	CRISIL AAA	200	2,644.91	0.41%	4.76%
INE134E08FJ6	8.84% Power Finance Corporation Limited **	CRISIL AAA	250	2,624.24	0.40%	4.64%
INE094A08036	7% Hindustan Petroleum Corporation Limited **	CRISIL AAA	250	2,605.06	0.40%	5.28%
INE020B08CH4	7.12% REC Limited **	CRISIL AAA	250	2,575.47	0.40%	4.70%
INE020B08CT9	6.92% REC Limited **	CRISIL AAA	250	2,565.49	0.39%	4.89%
INE261F08CX9	5.14% National Bank For Agriculture and Rural Development **	ICRA AAA	250	2,498.30	0.38%	5.17%
INE261F08CP8	6.44% National Bank For Agriculture and Rural Development	ICRA AAA	250	2,468.93	0.38%	6.74%
INE053F07BZ2	6.59% Indian Railway Finance Corporation Limited **	CRISIL AAA	225	2,304.59	0.35%	4.73%
INE029A08057	8.02% Bharat Petroleum Corporation Limited **	CRISIL AAA	200	2,103.53	0.32%	5.52%
INE134E08FN8	8.9% Power Finance Corporation Limited **	CRISIL AAA	200	2,102.08	0.32%	4.71%
INE020B08BD5	8.83% REC Limited **	CRISIL AAA	190	1,912.92	0.29%	3.66%
INE752E07LQ0	9.3% Power Grid Corporation of India Limited **	CRISIL AAA	160	1,765.26	0.27%	5.17%
INE261F08AD8	8.2% National Bank For Agriculture and Rural Development **	CRISIL AAA	150	1,625.16	0.25%	6.66%
INE053F07BX7	7.55% Indian Railway Finance Corporation Limited **	CRISIL AAA	150	1,577.63	0.24%	6.69%
INE756I07DE5	7.29% HDB Financial Services Limited **	CRISIL AAA	150	1,543.51	0.24%	5.38%
INE020B08BF0	8.45% REC Limited **	CRISIL AAA	148	1,500.42	0.23%	3.80%
INE134E08HD5	8.39% Power Finance Corporation Limited **	CRISIL AAA	100	1,080.95	0.17%	5.68%
INE906B07FG1	7.6% National Highways Auth Of Ind **	CRISIL AAA	100	1,010.74	0.16%	3.70%
INE261F08AV0	8.22% National Bank For Agriculture and Rural Development **	CRISIL AAA	50	544.94	0.08%	6.71%
INE090A08TN1	9.15% ICICI Bank Limited **	ICRA AAA	50	544.54	0.08%	5.60%
INE020B08880	8.57% REC Limited **	CRISIL AAA	10	107.99	0.02%	5.65%
INE020B08963	8.11% REC Limited **	CRISIL AAA	7	75.25	0.01%	5.88%
INE020B08BM6	8.35% REC Limited **	CRISIL AAA	7	70.82	0.01%	3.80%
INE094A08077	5.36% Hindustan Petroleum Corporation Limited **	CRISIL AAA	7	69.77	0.01%	5.47%
INE848E08136	8.12% NHPC Limited	CARE AAA	2	21.82	$0.00%	6.64%
INE906B07GP0	8.27% National Highways Auth Of Ind **	CRISIL AAA	2	21.78	$0.00%	6.69%
	Subtotal			**5,54,440.02**	**85.23%**	
	(b) Privately placed / Unlisted			**NIL**	**NIL**	**NIL**
	Subtotal			**NIL**	**NIL**	**NIL**
	(c) Securitised Debt					
	Subtotal			**NIL**	**NIL**	
	Total			**5,54,440.02**	**85.23%**	
	Money Market Instruments					
	Certificate of Deposit					
INE514E16BV6	Export Import Bank of India **	CRISIL A1+	24,500	24,471.24	3.76%	3.30%
INE238A160X0	Axis Bank Limited **	CRISIL A1+	3,000	14,487.72	2.23%	4.42%
INE238A161W0	Axis Bank Limited **	ICRA A1+	10,000	9,820.63	1.51%	4.09%
INE238A160V4	Axis Bank Limited **	CRISIL A1+	5,000	4,992.67	0.77%	3.35%
	Triparty Repo/ Reverse Repo Instrument					
	Triparty Repo			42,976.33	6.61%	
	Total			**96,748.59**	**14.88%**	
	OTHERS					
	Cash Margin - CCIL			125.00	0.02%	
	Total			**125.00**	**0.02%**	
	Net Current Assets			**(778.95)**	**-0.13%**	
	GRAND TOTAL			**6,50,534.66**	**100.00%**	

**** Non Traded Securities/Illiquid Securities**
$ Less Than 0.01% of NAV

Disclosure of Yield to Call
"With Reference to " AMFI Best Practices Guidelines Circular No. 91/ 2020 – 21 on Valuation of AT-1 Bonds and Tier 2 Bonds" disclosure of Yield to Call as follows"

isin_code	security_name	Yield to Call
INE090A08UD0	7.1% ICICI Bank BSIII Tier2 (M17/2/30)CALL17/2/25	5.94%
INE062A08165	8.9% SBI BS III Tier2 NCD (M2/11/2028) CALL2/11/23	5.85%
INE062A08256	6.24% SBI NCDSr2 BSIII Tier2 (M21/9/30)CALL19/9/25	6.25%

SCHEME RISK-O-METER

BENCHMARK NAME - NIFTY BANKING & PSU DEBT INDEX
BENCHMARK RISK-O-METER

NIPPON INDIA EQUITY SAVINGS FUND (An open ended scheme investing in equity, arbitrage and debt)

Index

Monthly Portfolio Statement as on November 30,2021

ISIN	Name of the Instrument	Industry / Rating	Quantity	Market/Fair Value (Rs. in Lacs)	% to NAV	YIELD
	Equity & Equity related					
	(a) Listed / awaiting listing on Stock Exchanges					
INE047A01021	Grasim Industries Limited	Cement & Cement Products	1,07,600	1,788.80	7.80%	
INE018A01030	Larsen & Toubro Limited	Construction Project	98,475	1,737.84	7.58%	
INE001A01036	Housing Development Finance Corporation Limited	Finance	45,900	1,226.95	5.35%	
INE238A01034	Axis Bank Limited	Banks	1,59,600	1,046.42	4.56%	
INE090A01021	ICICI Bank Limited	Banks	1,39,500	996.52	4.35%	
INE081A01012	Tata Steel Limited	Ferrous Metals	92,900	995.14	4.34%	
INE040A01034	HDFC Bank Limited	Banks	58,500	873.73	3.81%	
INE002A01018	Reliance Industries Limited	Petroleum Products	34,000	817.84	3.57%	
INE009A01021	Infosys Limited	Software	45,500	779.26	3.40%	
INE397D01024	Bharti Airtel Limited	Telecom - Services	70,000	509.78	2.22%	
INE062A01020	State Bank of India	Banks	1,00,000	460.55	2.01%	
INE585B01010	Maruti Suzuki India Limited	Auto	6,200	438.20	1.91%	
INE625G01013	Welspun Enterprises Limited	Construction Project	4,58,000	429.38	1.87%	
INE059A01026	Cipla Limited	Pharmaceuticals	42,550	413.29	1.80%	
INE044A01036	Sun Pharmaceutical Industries Limited	Pharmaceuticals	54,000	406.94	1.78%	
INE030A01027	Hindustan Unilever Limited	Consumer Non Durables	16,000	370.81	1.62%	
INE628A01036	UPL Limited	Pesticides	48,100	327.90	1.43%	
INE860A01027	HCL Technologies Limited	Software	25,000	284.66	1.24%	
INE467B01029	Tata Consultancy Services Limited	Software	7,000	247.04	1.08%	
INE795G01014	HDFC Life Insurance Company Limited	Insurance	30,000	204.24	0.89%	
INE155A01022	Tata Motors Limited	Auto	40,000	183.44	0.80%	
INE749A01030	Jindal Steel & Power Limited	Ferrous Metals	50,000	171.78	0.75%	
INE438A01022	Apollo Tyres Limited	Auto Ancillaries	82,500	168.75	0.74%	
INE154A01025	ITC Limited	Consumer Non Durables	75,000	165.86	0.72%	
INE101A01026	Mahindra & Mahindra Limited	Auto	16,800	140.36	0.61%	
INE271C01023	DLF Limited	Construction	33,000	123.68	0.54%	
INE123W01016	SBI Life Insurance Company Limited	Insurance	9,000	104.45	0.46%	
INE196A01026	Marico Limited	Consumer Non Durables	8,000	43.07	0.19%	
IN9397D01014	Bharti Airtel Limited - Partly paid up share	Telecom - Services	5,714	22.33	0.10%	
	Subtotal			**15,479.01**	**67.52%**	
	(b) UNLISTED			**NIL**	**NIL**	**NIL**
	Subtotal			**NIL**	**NIL**	**NIL**
	Total			**15,479.01**	**67.52%**	
	Debt Instruments					
	(a) Listed / awaiting listing on Stock Exchange					
	Government Securities					
IN0020020072	8.35% Government of India	SOVEREIGN	20,00,000	2,039.84	8.90%	3.89%
IN0020210095	6.1% Government of India	SOVEREIGN	10,00,000	983.65	4.29%	6.33%
	Non Convertible Debentures					
INE790Z07046	6.5% IndiInfravit Trust **	CRISIL AAA	100	998.61	4.36%	6.15%
INE020B08AY3	8.01% REC Limited **	CRISIL AAA	50	536.72	2.34%	6.68%
INE726G08014	6.85% ICICI Prudential Life Insurance Company Limited **	CRISIL AAA	50	500.86	2.18%	6.81%
INE217K08271	9.25% Reliance Home Finance Limited ** #	CARE D	2,50,000	0.00	$0.00%	
	Subtotal			**5,059.68**	**22.07%**	
	(b) Privately placed / Unlisted			**NIL**	**NIL**	**NIL**
	Subtotal			**NIL**	**NIL**	**NIL**
	(c) Securitised Debt					
	Subtotal			**NIL**	**NIL**	
	Total			**5,059.68**	**22.07%**	
	Money Market Instruments					
	Triparty Repo/ Reverse Repo Instrument					
	Triparty Repo			1,847.07	8.06%	
	Total			**1,847.07**	**8.06%**	
	OTHERS					
	Cash Margin - Derivatives			545.00	2.38%	
	Cash Margin - CCIL			3.00	0.01%	
	Total			**548.00**	**2.39%**	
	Net Current Assets			**(9.39)**	**-0.04%**	
	GRAND TOTAL			**22,924.37**	**100.00%**	

**** Non Traded Securities/Illiquid Securities**
$ Less Than 0.01% of NAV
 # Securities classified as below investment grade or default

Details of Stock Future / Index Future

Long/Short	Name of the Instrument	Industry	Quantity.	Market/Fair Value (Rs. in Lacs).	% to NAV.
Short	Grasim Industries Limited_30/12/2021	Cement & Cement P	83600	1,395.12	6.09%
Short	Larsen & Toubro Limited_30/12/2021	Construction Projec	76475	1,353.53	5.90%
Short	Housing Development Finance Corporation Limited_30/12/2(	Finance	27900	748.82	3.27%
Short	Tata Steel Limited_30/12/2021	Ferrous Metals	62900	676.24	2.95%
Short	Axis Bank Limited_30/12/2021	Banks	99600	653.82	2.85%
Short	ICICI Bank Limited_30/12/2021	Banks	49500	354.35	1.55%
Short	UPL Limited_30/12/2021	Pesticides	48100	329.12	1.44%
Short	Cipla Limited_30/12/2021	Pharmaceuticals	30550	297.97	1.30%
Short	Apollo Tyres Limited_30/12/2021	Auto Ancillaries	82500	169.41	0.74%
Short	Maruti Suzuki India Limited_30/12/2021	Auto	2200	155.99	0.68%
Short	Mahindra & Mahindra Limited_30/12/2021	Auto	16800	140.78	0.61%
Short	DLF Limited_30/12/2021	Construction	33000	124.18	0.54%
Short	SBI Life Insurance Company Limited_30/12/2021	Insurance	9000	104.59	0.46%
Short	Marico Limited_30/12/2021	Consumer Non Dura	8000	43.20	0.19%

Due to credit event (Default of debt servicing by Reliance Capital Limited (RCL) on Sep 20, 2019, securities of RCL have been segregated from the scheme's portfolio w.e.f. Sep 25, 2019

Nippon India Equity Savings Fund - Segregated Portfolio 1

ISIN	Name of the Instrument	Industry / Rating	Quantity	Market/Fair Value (Rs. in Lacs)	% to NAV	YIELD
	Debt Instruments					
	(a) Listed / awaiting listing on Stock Exchange					
	Non Convertible Debentures					
INE013A074H7	8.85% Reliance Capital Limited **#	CARE D	957	2,392.50	92.69%	
	Subtotal			**2,392.50**	**92.69%**	
	(b) Privately placed / Unlisted			**NIL**	**NIL**	
	Subtotal			**NIL**	**NIL**	
	(c) Securitised Debt					
	Subtotal			**NIL**	**NIL**	
	Total			**2,392.50**	**92.69%**	
	Net Current Assets			**188.55**	**7.31%**	
	GRAND TOTAL			**2,581.05**	**100.00%**	

**** Non Traded Securities/Illiquid Securities**
 # Securities classified as below investment grade or default

Nippon India Mutual Fund has segregated debt securities of Yes Bank Limited from portfolio of the scheme due to rating downgrade by ICRA to "D" on March 6, 2020.

Nippon India Equity Savings Fund - Segregated Portfolio 2

ISIN	Name of the Instrument	Industry / Rating	Quantity	Market/Fair Value (Rs. in Lacs)	% to NAV
	Debt Instruments				
	(a) Listed / awaiting listing on Stock Exchange				
	Non Convertible Debentures				
INE528G08394	9% Yes Bank Limited **#	ICRA D	739	0.00	$0.00%
	Subtotal			**0.00**	**0.00%**
	(b) Privately placed / Unlisted			**NIL**	**NIL**
	Subtotal			**NIL**	**NIL**
	(c) Securitised Debt				
	Subtotal			**NIL**	**NIL**
	Total			**0.00**	**0.00%**
	Net Current Assets			**0.00**	**100.00%**
	GRAND TOTAL			**0.00**	**100.00%**

 # Securities classified as below investment grade or default
**** Non Traded Securities/Illiquid Securities**
$ Less Than 0.01% of NAV

SCHEME RISK-O-METER

BENCHMARK NAME - NIFTY EQUITY SAVINGS INDEX
BENCHMARK RISK-O-METER

Nippon India ETF NV20 (A Open Ended Index Exchange Traded Fund)

Index

Monthly Portfolio Statement as on November 30,2021

ISIN	Name of the Instrument	Industry / Rating	Quantity	Market/Fair Value (Rs. in Lacs)	% to NAV	YIELD
	Equity & Equity related					
	(a) Listed / awaiting listing on Stock Exchanges					
INE009A01021	Infosys Limited	Software	37,386	640.29	15.70%	
INE467B01029	Tata Consultancy Services Limited	Software	16,771	591.87	14.52%	
INE018A01030	Larsen & Toubro Limited	Construction Project	21,674	382.49	9.38%	
INE030A01027	Hindustan Unilever Limited	Consumer Non Durables	16,018	371.23	9.10%	
INE154A01025	ITC Limited	Consumer Non Durables	1,56,941	347.08	8.51%	
INE860A01027	HCL Technologies Limited	Software	19,474	221.74	5.44%	
INE669C01036	Tech Mahindra Limited	Software	11,134	171.63	4.21%	
INE075A01022	Wipro Limited	Software	26,546	169.16	4.15%	
INE044A01036	Sun Pharmaceutical Industries Limited	Pharmaceuticals	19,372	145.99	3.58%	
INE752E01010	Power Grid Corporation of India Limited	Power	61,324	126.79	3.11%	
INE047A01021	Grasim Industries Limited	Cement & Cement Products	6,849	113.86	2.79%	
INE733E01010	NTPC Limited	Power	85,247	108.48	2.66%	
INE019A01038	JSW Steel Limited	Ferrous Metals	17,782	108.19	2.65%	
INE038A01020	Hindalco Industries Limited	Non - Ferrous Metals	26,205	108.16	2.65%	
INE095A01012	Indusind Bank Limited	Banks	10,832	95.65	2.35%	
INE213A01029	Oil & Natural Gas Corporation Limited	Oil	65,455	93.01	2.28%	
INE917I01010	Bajaj Auto Limited	Auto	2,336	75.69	1.86%	
INE628A01036	UPL Limited	Pesticides	9,871	67.29	1.65%	
INE522F01014	Coal India Limited	Minerals/Mining	37,592	57.14	1.40%	
INE158A01026	Hero MotoCorp Limited	Auto	2,330	57.07	1.40%	
	Subtotal			**4,052.81**	**99.39%**	
	(b) UNLISTED					
	Subtotal			**0.00**	**0.00%**	
	Total			**4,052.81**	**99.39%**	
	Money Market Instruments					
	Triparty Repo/ Reverse Repo Instrument					
	Triparty Repo			18.13	0.44%	
	Total			**18.13**	**0.44%**	
	OTHERS					
	Cash Margin - CCIL			0.00	$0.00%	
	Total			**0.00**	**0.00%**	
	Net Current Assets			**6.45**	**0.17%**	
	GRAND TOTAL			**4,077.39**	**100.00%**	

This is with reference to Gazette notification (Reference no: G.S.R.174(E)) issued by Ministry of Finance on 13th March 2020, for Yes Bank Limited reconstruction scheme, 2020. As per point 3(8)(a) of the notification, there shall be a lock-in period of three years from the commencement of the above said scheme to the extent of 75% of shares held by existing shareholders on the date of commencement of the scheme which came into force from March 13,2020.

Taking into account the above development, the valuation committee of Nippon India Mutual Fund has decided to markdown the 75% locked-in shares of YES Bank to ZERO, as on March 16, 2020.

For any future distribution of realised proceeds of these locked-in YES Bank shares to the underlying unitholders , following Reconstituted Portfolio was created

ISIN	Name of the Instrument	Industry / Rating	Quantity	Market/Fair Value (Rs. in Lacs)	% to NAV
	Equity & Equity related				
	(a) Listed / awaiting listing on Stock Exchanges				
INE528G01035	Yes Bank Limited	Banks	40404	0	0.00%
	Total			0	**0.00%**
	Net Current Assets			0	**0.00%**
	GRAND TOTAL			0	**0.00%**

$ Less Than 0.01% of NAV

Aggregate value of investments made by other schemes of Nippon India Mutual Fund are amounting to Rs 1190.62 Lacs.

SCHEME RISK-O-METER

BENCHMARK NAME - NIFTY 50 VALUE 20 TRI
BENCHMARK RISK-O-METER

NIPPON INDIA US EQUITY OPPORTUNITIES FUND (An open ended equity scheme following US focused theme)

Index

Monthly Portfolio Statement as on November 30,2021

ISIN	Name of the Instrument	Industry / Rating	Quantity	Market/Fair Value (Rs. in Lacs)	% to NAV	YIELD
	Equity & Equity related					
	(a) Listed Foreign Securities/Overseas ETFs					
US02079K3059	Alphabet Inc A	Interactive Media & Services	2,144	4,568.81	8.13%	
US5949181045	Microsoft Corp	Systems Software	17,194	4,268.15	7.60%	
US46266C1053	Iqvia Holdings	Life Sciences Tools & Services	18,675	3,633.72	6.47%	
US7710491033	Roblox Corporation	Interactive Home Entertainment	35,300	3,342.44	5.95%	
US57636Q1040	Mastercard Incorporated	Data Processing & Outsourced Services	12,776	3,021.12	5.38%	
US30303M1027	Facebook Inc	Interactive Media & Services	12,166	2,964.03	5.28%	
CA29250N1050	Enbridge Inc	Oil & Gas Storage & Transportation	1,00,356	2,828.86	5.04%	
US0231351067	Amazon Com Inc	Internet & Direct Marketing Retail	1,073	2,825.64	5.03%	
US1431301027	Carmax Inc	Automotive Retail	22,372	2,372.83	4.22%	
US09857L1089	Booking Holdings Inc	Hotels, Resorts & Cruise Lines	1,445	2,280.57	4.06%	
US91324P1021	Unitedhealth Group Inc	Managed Health Care	6,780	2,261.52	4.03%	
US64110L1061	Netflix Inc	Movies & Entertainment	4,674	2,252.84	4.01%	
US0367521038	Anthem Inc	Managed Health Care	7,366	2,246.87	4.00%	
US03073E1055	Amerisource Bergen Corp	Health Care Distributors	24,763	2,152.27	3.83%	
US31620M1062	Fidelity National Information Services I	Data Processing & Outsourced Services	25,384	1,991.82	3.55%	
US92826C8394	Visa Inc	Data Processing & Outsourced Services	13,529	1,968.46	3.50%	
US1266501006	CVS Health Corp	Health Care Services	23,257	1,555.28	2.77%	
US337738108	FISERV INC COM	Data Processing & Outsourced Services	20,142	1,459.80	2.60%	
US02043Q1076	Alnylam Pharmaceuticals Inc	Biotechnology	9,825	1,355.97	2.41%	
US90353T1007	Uber Technologies Inc	Trucking	45,600	1,301.13	2.32%	
US55087P1049	Lyft Inc	Trucking	38,550	1,175.52	2.09%	
US2546871060	The Walt Disney Company	Movies & Entertainment	9,766	1,062.57	1.89%	
US5486611073	Lowes Cos Inc	Home Improvement Retail	4,357	800.20	1.42%	
US4622221004	Ionis Pharmaceuticals Inc	Biotechnology	35,907	714.49	1.27%	
US0567521085	Baidu Inc Spon ADR	Interactive Media & Services	207	23.29	0.04%	
	Subtotal			**54,428.20**	**96.89%**	
	(b) UNLISTED			**NIL**	**NIL**	**NIL**
	Subtotal			**NIL**	**NIL**	**NIL**
	Total			**54,428.20**	**96.89%**	
	Money Market Instruments					
	Triparty Repo/ Reverse Repo Instrument					
	Triparty Repo			1,979.67	3.52%	
	Total			**1,979.67**	**3.52%**	
	OTHERS					
	Cash Margin - CCIL			0.00	$0.00%	
	Total			**0.00**	**0.00%**	
	Net Current Assets			**(236.37)**	**-0.41%**	
	GRAND TOTAL			**56,171.50**	**100.00%**	

$ Less Than 0.01% of NAV

SCHEME RISK-O-METER

BENCHMARK NAME - S&P 500 TRI
BENCHMARK RISK-O-METER

Nippon India ETF Long Term Gilt (An Open Ended Index Exchange Traded Fund)

Index

Monthly Portfolio Statement as on November 30,2021

ISIN	Name of the Instrument	Industry / Rating	Quantity	Market/Fair Value (Rs. in Lacs)	% to NAV	YIELD
	Debt Instruments					
	(a) Listed / awaiting listing on Stock Exchange					
	Government Securities					
IN0020210095	6.1% Government of India	SOVEREIGN	6,47,500	636.91	48.27%	6.33%
IN0020200153	5.77% Government of India	SOVEREIGN	1,78,400	172.29	13.06%	6.29%
IN0020200294	5.85% Government of India	SOVEREIGN	1,70,900	166.11	12.59%	6.26%
IN0020200070	5.79% Government of India	SOVEREIGN	1,60,500	155.32	11.77%	6.29%
IN0020170042	6.68% Government of India	SOVEREIGN	1,47,900	151.06	11.45%	6.38%
	Subtotal			**1,281.69**	**97.14%**	
	(b) Privately placed / Unlisted			**NIL**	**NIL**	**NIL**
	Subtotal			**NIL**	**NIL**	**NIL**
	(c) Securitised Debt					
	Subtotal			**NIL**	**NIL**	
	Total			**1,281.69**	**97.14%**	
	Money Market Instruments					
	Triparty Repo/ Reverse Repo Instrument					
	Triparty Repo			7.89	0.60%	
	Total			**7.89**	**0.60%**	
	OTHERS					
	Cash Margin - CCIL			0.30	0.02%	
	Total			**0.30**	**0.02%**	
	Net Current Assets			**29.55**	**2.24%**	
	GRAND TOTAL			**1,319.43**	**100.00%**	

SCHEME RISK-O-METER

BENCHMARK NAME - NIFTY 8-13 YR G-SEC INDEX
BENCHMARK RISK-O-METER

NIPPON INDIA CAPITAL BUILDER FUND IV - SERIES B (A Close Ended Equity Oriented Scheme)

Index

Monthly Portfolio Statement as on November 30,2021

ISIN	Name of the Instrument	Industry / Rating	Quantity	Market/Fair Value (Rs. in Lacs)	% to NAV	YIELD
	Equity & Equity related					
	(a) Listed / awaiting listing on Stock Exchanges					
INE0I7C01011	Latent View Analytics Limited	Software	76,152	499.90	9.68%	
INE090A01021	ICICI Bank Limited	Banks	38,000	271.45	5.26%	
INE001A01036	Housing Development Finance Corporation Limited	Finance	8,500	227.21	4.40%	
INE481G01011	UltraTech Cement Limited	Cement & Cement Products	3,000	223.01	4.32%	
INE009A01021	Infosys Limited	Software	13,000	222.64	4.31%	
INE040A01034	HDFC Bank Limited	Banks	14,000	209.10	4.05%	
INE062A01020	State Bank of India	Banks	45,000	207.25	4.01%	
INE669C01036	Tech Mahindra Limited	Software	13,000	200.39	3.88%	
INE123W01016	SBI Life Insurance Company Limited	Insurance	15,000	174.08	3.37%	
INE864I01014	MTAR Technologies Limited	Aerospace & Defense	8,000	168.88	3.27%	
INE002A01018	Reliance Industries Limited	Petroleum Products	7,000	168.38	3.26%	
INE08ZM01014	Greenpanel Industries Limited	Consumer Durables	45,000	167.94	3.25%	
INE0GK401011	Tatva Chintan Pharma Chem Limited	Chemicals	7,000	164.90	3.19%	
INE872J01023	Devyani International Limited	Leisure Services	1,11,210	164.76	3.19%	
INE854D01024	United Spirits Limited	Consumer Non Durables	18,000	158.93	3.08%	
INE758T01015	Zomato Limited	Retailing	1,00,000	152.55	2.96%	
INE237A01028	Kotak Mahindra Bank Limited	Banks	7,500	147.14	2.85%	
INE356A01018	MphasiS Limited	Software	4,000	115.81	2.24%	
INE296A01024	Bajaj Finance Limited	Finance	1,500	104.96	2.03%	
INE114A01011	Steel Authority of India Limited	Ferrous Metals	1,00,000	100.05	1.94%	
INE548C01032	Emami Limited	Consumer Non Durables	15,000	79.06	1.53%	
INE208A01029	Ashok Leyland Limited	Auto	65,000	77.81	1.51%	
INE774D01024	Mahindra & Mahindra Financial Services Limited	Finance	50,000	77.60	1.50%	
INE044A01036	Sun Pharmaceutical Industries Limited	Pharmaceuticals	10,000	75.36	1.46%	
INE686F01025	United Breweries Limited	Consumer Non Durables	5,000	75.22	1.46%	
INE585B01010	Maruti Suzuki India Limited	Auto	1,000	70.68	1.37%	
INE059A01026	Cipla Limited	Pharmaceuticals	7,000	67.99	1.32%	
INE238A01034	Axis Bank Limited	Banks	10,000	65.57	1.27%	
INE016A01026	Dabur India Limited	Consumer Non Durables	10,000	59.50	1.15%	
INE726G01019	ICICI Prudential Life Insurance Company Limited	Insurance	10,000	59.31	1.15%	
INE021A01026	Asian Paints Limited	Consumer Non Durables	1,500	47.15	0.91%	
INE155A01022	Tata Motors Limited	Auto	5,000	22.93	0.44%	
	Subtotal			**4,627.51**	**89.61%**	
	(b) UNLISTED			**NIL**	**NIL**	**NIL**
	Subtotal			**NIL**	**NIL**	**NIL**
	Total			**4,627.51**	**89.61%**	
	Money Market Instruments					
	Triparty Repo/ Reverse Repo Instrument					
	Triparty Repo			547.45	10.61%	
	Total			**547.45**	**10.61%**	
	Net Current Assets			**(12.79)**	**-0.22%**	
	GRAND TOTAL			**5,162.17**	**100.00%**	

SCHEME RISK-O-METER

BENCHMARK NAME - S&P BSE 200 TRI
BENCHMARK RISK-O-METER

NIPPON INDIA FIXED HORIZON FUND - XXXVI - SERIES 2 (A Close Ended Income Scheme)

Index

Monthly Portfolio Statement as on November 30,2021

ISIN	Name of the Instrument	Industry / Rating	Quantity	Market/Fair Value (Rs. in Lacs)	% to NAV	YIELD
	Debt Instruments					
	(a) Listed / awaiting listing on Stock Exchange					
	Non Convertible Debentures					
INE205A07162	8.9% Vedanta Limited **	CRISIL AA-	52	520.28	3.17%	5.89%
INE134E08GT3	8.55% Power Finance Corporation Limited **	CRISIL AAA	13	130.14	0.79%	3.40%
INE020B08872	8.44% REC Limited **	CRISIL AAA	1	10.00	0.06%	3.43%
	Zero Coupon Bonds					
INE651J07523	JM Financial Credit Solution Limited **	ICRA AA	150	2,101.37	12.82%	6.30%
	Subtotal			**2,761.79**	**16.84%**	
	(b) Privately placed / Unlisted			**NIL**	**NIL**	**NIL**
	Subtotal			**NIL**	**NIL**	**NIL**
	(c) Securitised Debt					
	Subtotal			**NIL**	**NIL**	
	Total			**2,761.79**	**16.84%**	
	Money Market Instruments					
	Triparty Repo/ Reverse Repo Instrument					
	Triparty Repo			990.18	6.04%	
	Total			**990.18**	**6.04%**	
	Mutual Fund Units					
INF204K01ZH0	Nippon India Liquid Fund-Direct Growth Plan		2,44,573.545	12,584.55	76.77%	
	Total			**12,584.55**	**76.77%**	
	Net Current Assets			**56.51**	**0.35%**	
	GRAND TOTAL			**16,393.03**	**100.00%**	

**** Non Traded Securities/Illiquid Securities**

SCHEME RISK-O-METER

BENCHMARK NAME - CRISIL COMPOSITE BOND FUND INDEX
BENCHMARK RISK-O-METER

NIPPON INDIA FIXED HORIZON FUND - XXXVII - SERIES 4 (A Close Ended Income Scheme)

Index

Monthly Portfolio Statement as on November 30,2021

ISIN	Name of the Instrument	Industry / Rating	Quantity	Market/Fair Value (Rs. in Lacs)	% to NAV	YIELD
	Debt Instruments					
	(a) Listed / awaiting listing on Stock Exchange					
	Government Securities					
IN2920150314	8.39% State Government Securities	SOVEREIGN	2,26,50,000	22,946.87	36.55%	3.79%
IN1620150145	8.21% State Government Securities	SOVEREIGN	1,90,90,000	19,365.72	30.84%	3.76%
IN2920150413	8.21% State Government Securities	SOVEREIGN	88,30,000	8,956.52	14.27%	3.78%
IN1820150077	8.53% State Government Securities	SOVEREIGN	21,03,200	2,135.75	3.40%	3.79%
IN2820150273	8.49% State Government Securities	SOVEREIGN	20,00,000	2,030.48	3.23%	3.79%
IN1220180195	7.86% State Government Securities	SOVEREIGN	17,35,000	1,740.88	2.77%	3.72%
IN2720170124	7.78% State Government Securities	SOVEREIGN	10,00,000	1,012.18	1.61%	3.74%
IN2220110117	8.95% State Government Securities	SOVEREIGN	5,00,000	506.88	0.81%	3.72%
IN1520110124	8.94% State Government Securities	SOVEREIGN	5,00,000	506.86	0.81%	3.72%
IN1620110073	8.88% State Government Securities	SOVEREIGN	1,40,000	141.59	0.23%	3.68%
IN3320150664	8.52% State Government Securities	SOVEREIGN	50,000	50.77	0.08%	3.79%
	Subtotal			**59,394.50**	**94.60%**	
	(b) Privately placed / Unlisted			**NIL**	**NIL**	**NIL**
	Subtotal			**NIL**	**NIL**	**NIL**
	(c) Securitised Debt					
	Subtotal			**NIL**	**NIL**	
	Total			**59,394.50**	**94.60%**	
	Money Market Instruments					
	Triparty Repo/ Reverse Repo Instrument					
	Triparty Repo			2,450.29	3.90%	
	Total			**2,450.29**	**3.90%**	
	Net Current Assets			**940.41**	**1.50%**	
	GRAND TOTAL			**62,785.20**	**100.00%**	

SCHEME RISK-O-METER

BENCHMARK NAME - CRISIL COMPOSITE BOND FUND INDEX
BENCHMARK RISK-O-METER

NIPPON INDIA FIXED HORIZON FUND - XXXVII - SERIES 6 (A Close Ended Income Scheme)

Index

Monthly Portfolio Statement as on November 30,2021

ISIN	Name of the Instrument	Industry / Rating	Quantity	Market/Fair Value (Rs. in Lacs)	% to NAV	YIELD
	Debt Instruments					
	(a) Listed / awaiting listing on Stock Exchange					
	Government Securities					
IN2920150413	8.21% State Government Securities	SOVEREIGN	51,70,000	5,244.08	29.85%	3.78%
IN1620150145	8.21% State Government Securities	SOVEREIGN	15,10,000	1,531.81	8.72%	3.76%
IN1820150077	8.53% State Government Securities	SOVEREIGN	4,20,000	426.50	2.43%	3.79%
IN1620110073	8.88% State Government Securities	SOVEREIGN	2,60,000	262.94	1.50%	3.68%
IN2820150273	8.49% State Government Securities	SOVEREIGN	2,50,000	253.81	1.44%	3.79%
IN1220180195	7.86% State Government Securities	SOVEREIGN	2,30,000	230.78	1.31%	3.72%
IN1720170118	7.79% State Government Securities	SOVEREIGN	2,00,000	202.44	1.15%	3.74%
IN2920150314	8.39% State Government Securities	SOVEREIGN	1,40,000	141.83	0.81%	3.79%
IN2020110028	8.75% State Government Securities	SOVEREIGN	5,000	5.05	0.03%	3.72%
	Non Convertible Debentures					
INE759E07897	9.48% L&T Finance Limited **	CARE AAA	136	1,386.07	7.89%	4.21%
INE861G08035	9.95% Food Corporation Of India	CRISIL AAA(CE)	74	751.53	4.28%	3.70%
INE002A08575	8.3% Reliance Industries Limited **	CRISIL AAA	50	505.59	2.88%	3.82%
INE020B08BF0	8.45% REC Limited **	CRISIL AAA	34	344.69	1.96%	3.80%
INE134E08JW1	8.18% Power Finance Corporation Limited **	CRISIL AAA	23	232.82	1.33%	3.78%
INE020B08BR5	8.5% REC Limited **	CRISIL AAA	20	200.49	1.14%	3.53%
INE020B08922	8.27% REC Limited **	CARE AAA	17	171.94	0.98%	3.80%
INE134E08IN2	7.27% Power Finance Corporation Limited **	CRISIL AAA	11	110.22	0.63%	3.50%
	Zero Coupon Bonds					
INE115A07NM3	LIC Housing Finance Limited **	CRISIL AAA	160	2,104.69	11.98%	3.76%
INE296A07QQ5	Bajaj Finance Limited **	CRISIL AAA	50	660.98	3.76%	4.58%
	Subtotal			**14,768.26**	**84.07%**	
	(b) Privately placed / Unlisted					
	Non Convertible Debentures					
INE895D08782	8.25% Tata Sons Private Ltd **	CRISIL AAA	155	1,566.69	8.92%	4.52%
	Subtotal			**1,566.69**	**8.92%**	
	(c) Securitised Debt					
	Subtotal			**NIL**	**NIL**	
	Total			**16,334.95**	**92.99%**	
	Money Market Instruments					
	Certificate of Deposit					
INE556F16861	Small Industries Dev Bank of India **	CARE A1+	100	98.86	0.56%	3.70%
	Triparty Repo/ Reverse Repo Instrument					
	Triparty Repo			353.67	2.01%	
	Total			**452.53**	**2.57%**	
	Net Current Assets			**780.49**	**4.44%**	
	GRAND TOTAL			**17,567.97**	**100.00%**	

**** Non Traded Securities/Illiquid Securities**

SCHEME RISK-O-METER

BENCHMARK NAME - CRISIL COMPOSITE BOND FUND INDEX
BENCHMARK RISK-O-METER

NIPPON INDIA FIXED HORIZON FUND - XXXVII - SERIES 9 (A Close Ended Income Scheme)

Index

Monthly Portfolio Statement as on November 30,2021

ISIN	Name of the Instrument	Industry / Rating	Quantity	Market/Fair Value (Rs. in Lacs)	% to NAV	YIELD
	Debt Instruments					
	(a) Listed / awaiting listing on Stock Exchange					
	Non Convertible Debentures					
INE945S07074	8.5% Kudgi Transmission Ltd **	CRISIL AAA	117	1,175.52	9.66%	6.92%
INE607M08048	8.45% Tata Power Renewable Energy Limited **	CARE AA(CE)	86	873.26	7.17%	4.94%
INE205A07162	8.9% Vedanta Limited **	CRISIL AA-	76	760.41	6.25%	5.89%
INE081A08181	2% Tata Steel Limited **	CARE AA+	26	474.78	3.90%	4.45%
INE669E08284	8.04% Vodafone Idea Limited **#	CARE B-	150	368.22	3.03%	
INE582L07203	9% Tata Housing Development Company Limited **	CARE AA	29	293.72	2.41%	4.65%
INE134E08JW1	8.18% Power Finance Corporation Limited **	CRISIL AAA	20	202.45	1.66%	3.78%
INE296N08022	8% Walwhan Renewable Energy Limited **	CARE AA(CE)	13	130.71	1.07%	4.42%
INE205A07204	7.5% Vedanta Limited **	CRISIL AA-	10	100.32	0.82%	6.26%
INE514E08AX1	9.3% Export Import Bank of India **	CRISIL AAA	8	81.74	0.67%	4.07%
INE556F08JI1	8.81% Small Industries Dev Bank of India **	CARE AAA	7	70.52	0.58%	3.56%
	Zero Coupon Bonds					
INE587O07271	Altico Capital India Limited **#	FITCH D	122	0.00	$0.00%	
	Subtotal			**4,531.65**	**37.22%**	
	(b) Privately placed / Unlisted					
	Zero Coupon Bonds					
INE321N07053	KKR India Financial Services Private Limited **	CRISIL AA	7	1,389.85	11.42%	10.86%
	Subtotal			**1,389.85**	**11.42%**	
	(c) Securitised Debt					
	Subtotal			**NIL**	**NIL**	
	Total			**5,921.50**	**48.64%**	
	Money Market Instruments					
	Certificate of Deposit					
INE095A16L30	Indusind Bank Limited **	CRISIL A1+	760	753.26	6.19%	3.67%
INE238A162W8	Axis Bank Limited **	CRISIL A1+	350	343.80	2.82%	4.09%
INE556F16861	Small Industries Dev Bank of India **	CARE A1+	300	296.57	2.44%	3.70%
	Triparty Repo/ Reverse Repo Instrument					
	Triparty Repo			4,612.33	37.90%	
	Total			**6,005.96**	**49.35%**	
	Net Current Assets			**243.74**	**2.01%**	
	GRAND TOTAL			**12,171.20**	**100.00%**	

**** Non Traded Securities/Illiquid Securities**
$ Less Than 0.01% of NAV
 # Securities classified as below investment grade or default

SCHEME RISK-O-METER

BENCHMARK NAME - CRISIL COMPOSITE BOND FUND INDEX
BENCHMARK RISK-O-METER

NIPPON INDIA NIVESH LAKSHYA FUND (An open ended debt scheme investing in instruments such that the Macaulay duration of the portfolio is greater than 7 years)

Index

ISIN	Name of the Instrument	Industry / Rating	Quantity	Market/Fair Value (Rs. in Lacs)	% to NAV	YIELD
	Debt Instruments					
	(a) Listed / awaiting listing on Stock Exchange					
	Government Securities					
IN0020150044	8.13% Government of India	SOVEREIGN	6,80,94,200	77,678.46	40.65%	6.91%
IN0020140078	8.17% Government of India	SOVEREIGN	5,55,75,800	63,478.51	33.22%	6.93%
IN0020160068	7.06% Government of India	SOVEREIGN	3,82,00,000	38,859.98	20.34%	6.91%
IN0020120062	8.3% Government of India	SOVEREIGN	25,00,000	2,885.57	1.51%	6.90%
	Subtotal			**1,82,902.52**	**95.72%**	
	(b) Privately placed / Unlisted			**NIL**	**NIL**	**NIL**
	Subtotal			**NIL**	**NIL**	**NIL**
	(c) Securitised Debt					
	Subtotal			**NIL**	**NIL**	
	Total			**1,82,902.52**	**95.72%**	
	Money Market Instruments					
	Triparty Repo/ Reverse Repo Instrument					
	Triparty Repo			3,200.45	1.67%	
	Total			**3,200.45**	**1.67%**	
	OTHERS					
	Cash Margin - CCIL			20.00	0.01%	
	Total			**20.00**	**0.01%**	
	Net Current Assets			**4,959.34**	**2.60%**	
	GRAND TOTAL			**1,91,082.31**	**100.00%**	

SCHEME RISK-O-METER

BENCHMARK NAME - CRISIL LONG TERM DEBT INDEX
BENCHMARK RISK-O-METER

NIPPON INDIA FIXED HORIZON FUND - XXXVIII - SERIES 2 (A Close Ended Income Scheme)

Index

Monthly Portfolio Statement as on November 30,2021

ISIN	Name of the Instrument	Industry / Rating	Quantity	Market/Fair Value (Rs. in Lacs)	% to NAV	YIELD
	Debt Instruments					
	(a) Listed / awaiting listing on Stock Exchange					
	Non Convertible Debentures					
INE205A07204	7.5% Vedanta Limited **	CRISIL AA-	145	1,454.69	9.19%	6.26%
INE607M08048	8.45% Tata Power Renewable Energy Limited **	CARE AA(CE)	130	1,320.05	8.34%	4.94%
INE296N08022	8% Walwhan Renewable Energy Limited **	CARE AA(CE)	66	663.60	4.19%	4.42%
INE582L07203	9% Tata Housing Development Company Limited **	CARE AA	64	648.21	4.09%	4.65%
INE540P07293	10.15% U.P. Power Corporation Limited **	CRISIL A+(CE)	166	416.91	2.63%	6.69%
INE669E08284	8.04% Vodafone Idea Limited **#	CARE B-	123	301.94	1.91%	
INE020B08922	8.27% REC Limited **	CARE AAA	23	232.63	1.47%	3.80%
INE945O07074	8.5% Kudgi Transmission Ltd **	CRISIL AAA	23	231.09	1.46%	6.92%
INE201P07169	9.68% G R Infraprojects Limited **	CRISIL AA	21	213.42	1.35%	5.91%
INE148I07JN3	9.08% Indiabulls Housing Finance Limited **	CRISIL AA	20	199.90	1.26%	9.39%
	Zero Coupon Bonds					
INE587O07271	Altico Capital India Limited **#	FITCH D	155	0.00	$0.00%	
	Subtotal			**5,682.44**	**35.89%**	
	(b) Privately placed / Unlisted					
	Non Convertible Debentures					
INE018E08060	9.65% SBI Cards and Payment Services Limited **	CRISIL AAA	165	1,679.73	10.61%	4.93%
	Subtotal			**1,679.73**	**10.61%**	
	(c) Securitised Debt					
	Subtotal			**NIL**	**NIL**	
	Total			**7,362.17**	**46.50%**	
	Money Market Instruments					
	Certificate of Deposit					
INE261F16595	National Bank For Agriculture and Rural Development **	ICRA A1+	1,240	1,230.41	7.77%	3.60%
INE556F16861	Small Industries Dev Bank of India **	CARE A1+	600	593.15	3.75%	3.70%
INE238A162W8	Axis Bank Limited **	CRISIL A1+	580	569.72	3.60%	4.09%
INE095A16L30	IndusInd Bank Limited **	CRISIL A1+	90	89.20	0.56%	3.67%
	Triparty Repo/ Reverse Repo Instrument					
	Triparty Repo			5,596.04	35.34%	
	Total			**8,078.52**	**51.02%**	
	Net Current Assets			**393.26**	**2.48%**	
	GRAND TOTAL			**15,833.95**	**100.00%**	

**** Non Traded Securities/Illiquid Securities**
$ Less Than 0.01% of NAV
 # Securities classified as below investment grade or default

SCHEME RISK-O-METER

BENCHMARK NAME - CRISIL COMPOSITE BOND FUND INDEX
BENCHMARK RISK-O-METER

NIPPON INDIA FIXED HORIZON FUND - XXXVIII - SERIES 10 (A Close Ended Income Scheme)

Index

Monthly Portfolio Statement as on November 30,2021

ISIN	Name of the Instrument	Industry / Rating	Quantity	Market/Fair Value (Rs. in Lacs)	% to NAV	YIELD
	Debt Instruments					
	(a) Listed / awaiting listing on Stock Exchange					
	Non Convertible Debentures					
INE081A08181	2% Tata Steel Limited **	CARE AA+	41	748.70	9.23%	4.45%
INE607M08048	8.45% Tata Power Renewable Energy Limited **	CARE AA(CE)	68	690.49	8.51%	4.94%
INE201P07169	9.68% G R Infraprojects Limited **	CRISIL AA	53	538.63	6.64%	5.91%
INE205A07204	7.5% Vedanta Limited **	CRISIL AA-	40	401.29	4.94%	6.26%
INE205A07162	8.9% Vedanta Limited **	CRISIL AA-	33	330.18	4.07%	5.89%
INE669E08284	8.04% Vodafone Idea Limited **#	CARE B-	78	191.47	2.36%	
INE540P07293	10.15% U.P. Power Corporation Limited **	CRISIL A+(CE)	72	180.83	2.23%	6.69%
INE556F08JI1	8.81% Small Industries Dev Bank of India **	CARE AAA	15	151.12	1.86%	3.56%
INE296N08022	8% Wakehan Renewable Energy Limited **	CARE AA(CE)	7	70.38	0.87%	4.42%
	Zero Coupon Bonds					
INE587O07271	Altico Capital India Limited **#	FITCH D	13	0.00	$0.00%	
	Subtotal			**3,303.09**	**40.71%**	
	(b) Privately placed / Unlisted					
	Non Convertible Debentures					
INE018E08060	9.65% SBI Cards and Payment Services Limited **	CRISIL AAA	35	356.31	4.39%	4.93%
	Subtotal			**356.31**	**4.39%**	
	(c) Securitised Debt					
	Subtotal			**NIL**	**NIL**	
	Total			**3,659.40**	**45.10%**	
	Money Market Instruments					
	Certificate of Deposit					
INE095A16L30	IndusInd Bank Limited **	CRISIL A1+	640	634.32	7.82%	3.67%
INE238A162W8	Axis Bank Limited **	CRISIL A1+	330	324.15	3.99%	4.09%
	Triparty Repo/ Reverse Repo Instrument					
	Triparty Repo			3,353.06	41.32%	
	Total			**4,311.53**	**53.13%**	
	Net Current Assets			**144.33**	**1.77%**	
	GRAND TOTAL			**8,115.26**	**100.00%**	

**** Non Traded Securities/Illiquid Securities**
$ Less Than 0.01% of NAV
 # Securities classified as below investment grade or default

SCHEME RISK-O-METER

BENCHMARK NAME - CRISIL COMPOSITE BOND FUND INDEX
BENCHMARK RISK-O-METER

NIPPON INDIA FIXED HORIZON FUND - XXXIX - SERIES 2 (A Close Ended Income Scheme)

Index

Monthly Portfolio Statement as on November 30,2021

ISIN	Name of the Instrument	Industry / Rating	Quantity	Market/Fair Value (Rs. in Lacs)	% to NAV	YIELD
	Debt Instruments					
	(a) Listed / awaiting listing on Stock Exchange					
	Government Securities					
IN2920150314	8.39% State Government Securities	SOVEREIGN	33,00,000	3,343.25	19.45%	3.79%
IN1620150145	8.21% State Government Securities	SOVEREIGN	3,70,000	375.34	2.18%	3.76%
IN1620110073	8.88% State Government Securities	SOVEREIGN	2,20,000	222.49	1.29%	3.68%
IN1820150077	8.53% State Government Securities	SOVEREIGN	1,90,000	192.94	1.12%	3.79%
	Non Convertible Debentures					
INE018A08AR3	7.87% Larsen & Toubro Limited **	CRISIL AAA	130	1,316.69	7.66%	4.21%
INE002A08575	8.3% Reliance Industries Limited **	CRISIL AAA	115	1,162.86	6.77%	3.82%
INE031A08657	8.23% Housing & Urban Development Corporation Limited **	ICRA AAA	110	1,116.59	6.50%	4.10%
INE020B08922	8.27% REC Limited **	CARE AAA	100	1,011.42	5.88%	3.80%
INE027E07659	8.65% L&T Finance Limited **	CARE AAA	83	845.22	4.92%	4.85%
INE020B08BF0	8.45% REC Limited **	CRISIL AAA	55	557.59	3.24%	3.80%
INE759E07897	9.48% L&T Finance Limited **	CARE AAA	54	550.35	3.20%	4.21%
INE134E08JW1	8.18% Power Finance Corporation Limited **	CRISIL AAA	51	516.25	3.00%	3.78%
INE556F08JK7	7.95% Small Industries Dev Bank of India **	ICRA AAA	44	446.37	2.60%	4.08%
INE031A08640	8.4% Housing & Urban Development Corporation Limited **	ICRA AAA	34	345.22	2.01%	4.10%
INE261F08BI5	7.9% National Bank For Agriculture and Rural Development **	CRISIL AAA	20	202.68	1.18%	4.10%
INE115A07NS0	8.69% LIC Housing Finance Limited **	CRISIL AAA	8	81.32	0.47%	4.27%
INE906B07FE6	7.17% National Highways Auth Of Ind	CRISIL AAA	2	20.04	0.12%	3.45%
	Zero Coupon Bonds					
INE860H07GE0	Aditya Birla Finance Limited **	ICRA AAA	90	1,211.16	7.05%	4.70%
INE115A07NM3	LIC Housing Finance Limited **	CRISIL AAA	65	855.03	4.97%	3.76%
INE756I07CI8	HDB Financial Services Limited **	CRISIL AAA	20	264.21	1.54%	4.66%
	Subtotal			**14,637.02**	**85.15%**	
	(b) Privately placed / Unlisted					
	Non Convertible Debentures					
INE895D08790	8.25% Tata Sons Private Ltd **	CRISIL AAA	100	1,010.77	5.88%	4.52%
	Subtotal			**1,010.77**	**5.88%**	
	(c) Securitised Debt					
	Subtotal			**NIL**	**NIL**	
	Total			**15,647.79**	**91.03%**	
	Money Market Instruments					
	Certificate of Deposit					
INE556F16861	Small Industries Dev Bank of India **	CARE A1+	300	296.57	1.73%	3.70%
INE261F16595	National Bank For Agriculture and Rural Development **	ICRA A1+	110	109.15	0.64%	3.60%
	Triparty Repo/ Reverse Repo Instrument					
	Triparty Repo			188.21	1.09%	
	Total			**593.93**	**3.46%**	
	Net Current Assets			**946.67**	**5.51%**	
	GRAND TOTAL			**17,188.39**	**100.00%**	

**** Non Traded Securities/Illiquid Securities**

SCHEME RISK-O-METER

BENCHMARK NAME - CRISIL COMPOSITE BOND FUND INDEX
BENCHMARK RISK-O-METER

NIPPON INDIA FIXED HORIZON FUND - XXXIX - SERIES 4 (A Close Ended Income Scheme)

Index

Monthly Portfolio Statement as on November 30,2021

ISIN	Name of the Instrument	Industry / Rating	Quantity	Market/Fair Value (Rs. in Lacs)	% to NAV	YIELD
	Debt Instruments					
	(a) Listed / awaiting listing on Stock Exchange					
	Government Securities					
IN162015014S	8.21% State Government Securities	SOVEREIGN	25,40,000	2,576.69	16.31%	3.76%
IN292015031 4	8.39% State Government Securities	SOVEREIGN	16,10,000	1,631.10	10.33%	3.79%
IN182015007 7	8.53% State Government Securities	SOVEREIGN	1,60,000	162.48	1.03%	3.79%
	Non Convertible Debentures					
INE020B08AF2	7.46% REC Limited **	CRISIL AAA	145	1,462.50	9.26%	3.69%
INE002A08575	8.3% Reliance Industries Limited **	CRISIL AAA	117	1,183.08	7.49%	3.82%
INE261F08AI7	8.6% National Bank For Agriculture and Rural Development	CRISIL AAA	90	907.09	5.74%	3.60%
INE027E07659	8.65% L&T Finance Limited **	CARE AAA	69	702.65	4.45%	4.85%
INE134E08JW1	8.18% Power Finance Corporation Limited **	CRISIL AAA	63	637.72	4.04%	3.78%
INE031A08640	8.4% Housing & Urban Development Corporation Limited **	ICRA AAA	58	588.90	3.73%	4.10%
INE759E07897	9.48% L&T Finance Limited **	CARE AAA	52	529.97	3.35%	4.21%
INE556F08JK7	7.95% Small Industries Dev Bank of India **	ICRA AAA	50	507.23	3.21%	4.08%
INE134E08GT3	8.55% Power Finance Corporation Limited **	CRISIL AAA	21	210.22	1.33%	3.40%
INE001A07RS3	8.58% Housing Development Finance Corporation Limited **	CRISIL AAA	10	101.32	0.64%	3.80%
INE752E07OD2	7.2% Power Grid Corporation of India Limited	CRISIL AAA	8	80.16	0.51%	3.40%
INE906B07FE6	7.17% National Highways Auth Of Ind	CRISIL AAA	4	40.08	0.25%	3.45%
	Zero Coupon Bonds					
INE860H07GE0	Aditya Birla Finance Limited **	ICRA AAA	80	1,076.59	6.81%	4.70%
INE115A07NM3	LIC Housing Finance Limited **	CRISIL AAA	50	657.72	4.16%	3.76%
INE756I07CI8	HDB Financial Services Limited **	CRISIL AAA	10	132.10	0.84%	4.66%
	Subtotal			**13,187.60**	**83.48%**	
	(b) Privately placed / Unlisted					
	Non Convertible Debentures					
INE895D08782	8.25% Tata Sons Private Ltd **	CRISIL AAA	94	950.12	6.01%	4.52%
	Subtotal			**950.12**	**6.01%**	
	(c) Securitised Debt					
	Subtotal			**NIL**	**NIL**	
	Total			**14,137.72**	**89.49%**	
	Money Market Instruments					
	Certificate of Deposit					
INE261F16595	National Bank For Agriculture and Rural Development **	ICRA A1+	300	297.68	1.88%	3.60%
INE556F16861	Small Industries Dev Bank of India **	CARE A1+	200	197.72	1.25%	3.70%
	Triparty Repo/ Reverse Repo Instrument					
	Triparty Repo			287.06	1.82%	
	Total			**782.46**	**4.95%**	
	Net Current Assets			**877.23**	**5.56%**	
	GRAND TOTAL			**15,797.41**	**100.00%**	

**** Non Traded Securities/Illiquid Securities**

SCHEME RISK-O-METER

BENCHMARK NAME - CRISIL COMPOSITE BOND FUND INDEX
BENCHMARK RISK-O-METER

NIPPON INDIA FIXED HORIZON FUND - XXXIX - SERIES 5 (A Close Ended Income Scheme)

Index

Monthly Portfolio Statement as on November 30,2021

ISIN	Name of the Instrument	Industry / Rating	Quantity	Market/Fair Value (Rs. in Lacs)	% to NAV	YIELD
	Debt Instruments					
	(a) Listed / awaiting listing on Stock Exchange					
	Non Convertible Debentures					
INE081A08181	2% Tata Steel Limited **	CARE AA+	56	1,022.61	9.13%	4.45%
INE607M08048	8.45% Tata Power Renewable Energy Limited **	CARE AA(CE)	100	1,015.42	9.07%	4.94%
INE201P07169	9.68% G R Infraprojects Limited **	CRISIL AA	89	904.49	8.08%	5.91%
INE205A07204	7.5% Vedanta Limited **	CRISIL AA-	50	501.62	4.48%	6.26%
INE205A07162	8.9% Vedanta Limited **	CRISIL AA-	50	500.27	4.47%	5.89%
INE020B08922	8.27% REC Limited **	CARE AAA	35	354.00	3.16%	3.80%
INE582L07203	9% Tata Housing Development Company Limited **	CARE AA	29	293.72	2.62%	4.65%
INE669E08284	8.04% Vodafone Idea Limited **#	CARE B-	108	265.12	2.37%	
INE540P07293	10.15% U.P. Power Corporation Limited **	CRISIL A+(CE)	100	251.15	2.24%	6.69%
INE296N08022	8% Walwhan Renewable Energy Limited **	CARE AA(CE)	10	100.55	0.90%	4.42%
	Zero Coupon Bonds					
INE587O07271	Altico Capital India Limited **#	FITCH D	146	0.00	$0.00%	
	Subtotal			**5,208.95**	**46.52%**	
	(b) Privately placed / Unlisted			**NIL**	**NIL**	**NIL**
	Subtotal			**NIL**	**NIL**	**NIL**
	(c) Securitised Debt					
	Subtotal			**NIL**	**NIL**	
	Total			**5,208.95**	**46.52%**	
	Money Market Instruments					
	Certificate of Deposit					
INE095A16L30	IndusInd Bank Limited **	CRISIL A1+	1,050	1,040.69	9.29%	3.67%
INE556F16861	Small Industries Dev Bank of India **	CARE A1+	700	692.00	6.18%	3.70%
INE238A162W8	Axis Bank Limited **	CRISIL A1+	340	333.97	2.98%	4.09%
	Triparty Repo/ Reverse Repo Instrument					
	Triparty Repo			3,742.50	33.42%	
	Total			**5,809.16**	**51.87%**	
	Net Current Assets			**179.42**	**1.61%**	
	GRAND TOTAL			**11,197.53**	**100.00%**	

**** Non Traded Securities/Illiquid Securities**
$ Less Than 0.01% of NAV
 # Securities classified as below investment grade or default

SCHEME RISK-O-METER

BENCHMARK NAME - CRISIL COMPOSITE BOND FUND INDEX
BENCHMARK RISK-O-METER

NIPPON INDIA INDIA OPPORTUNITIES FUND - SERIES A (A Close-ended Equity Oriented Scheme)

Index

Monthly Portfolio Statement as on November 30,2021

ISIN	Name of the Instrument	Industry / Rating	Quantity	Market/Fair Value (Rs. in Lacs)	% to NAV	YIELD
	Equity & Equity related					
	(a) Listed / awaiting listing on Stock Exchanges					
INE397D01024	Bharti Airtel Limited	Telecom - Services	11,50,000	8,374.88	8.91%	
INE860A01027	HCL Technologies Limited	Software	6,50,000	7,401.23	7.88%	
INE090A01021	ICICI Bank Limited	Banks	10,00,000	7,143.50	7.60%	
INE040A01034	HDFC Bank Limited	Banks	4,00,000	5,974.20	6.36%	
INE062A01020	State Bank of India	Banks	12,00,000	5,526.60	5.88%	
INE733E01010	NTPC Limited	Power	42,00,000	5,344.50	5.69%	
INE018A01030	Larsen & Toubro Limited	Construction Project	3,00,000	5,294.25	5.63%	
INE717A01029	Kennametal India Limited	Industrial Capital Goods	2,95,000	4,488.72	4.78%	
INE154A01025	ITC Limited	Consumer Non Durables	18,00,000	3,980.70	4.24%	
INE002A01018	Reliance Industries Limited	Petroleum Products	1,50,000	3,608.10	3.84%	
INE180A01020	Max Financial Services Limited	Insurance	3,54,470	3,332.90	3.55%	
INE263A01024	Bharat Electronics Limited	Aerospace & Defense	15,00,000	3,056.25	3.25%	
INE044A01036	Sun Pharmaceutical Industries Limited	Pharmaceuticals	4,00,000	3,014.40	3.21%	
INE029A01011	Bharat Petroleum Corporation Limited	Petroleum Products	8,00,000	2,960.00	3.15%	
INE876N01018	Orient Cement Limited	Cement & Cement Products	18,86,813	2,951.92	3.14%	
INE238A01034	Axis Bank Limited	Banks	4,50,000	2,950.43	3.14%	
INE366I01010	VRL Logistics Limited	Transportation	5,04,700	2,294.11	2.44%	
INE114A01011	Steel Authority of India Limited	Ferrous Metals	20,00,000	2,001.00	2.13%	
INE442H01029	Ashoka Buildcon Limited	Construction	20,17,524	1,940.86	2.07%	
INE256A01028	Zee Entertainment Enterprises Limited	Entertainment	5,00,000	1,621.50	1.73%	
INE208A01029	Ashok Leyland Limited	Auto	10,00,000	1,197.00	1.27%	
INE522F01014	Coal India Limited	Minerals/Mining	7,00,000	1,064.00	1.13%	
INE976G01028	RBL Bank Limited	Banks	5,00,000	913.25	0.97%	
INE878A01011	GE Power India Limited	Industrial Capital Goods	3,70,847	857.21	0.91%	
INE178A01016	Chennai Petroleum Corporation Limited	Petroleum Products	8,12,486	849.45	0.90%	
IN9397D01014	Bharti Airtel Limited - Partly paid up share	Telecom - Services	1,07,142	418.71	0.45%	
	Subtotal			**88,559.67**	**94.25%**	
	(b) UNLISTED			**NIL**	**NIL**	**NIL**
	Subtotal			**NIL**	**NIL**	**NIL**
	Total			**88,559.67**	**94.25%**	
	Money Market Instruments					
	Triparty Repo/ Reverse Repo Instrument					
	Triparty Repo			5,535.69	5.89%	
	Total			**5,535.69**	**5.89%**	
	Net Current Assets			**(118.75)**	**-0.14%**	
	GRAND TOTAL			**93,976.61**	**100.00%**	

SCHEME RISK-O-METER

BENCHMARK NAME - S&P BSE 200 TRI
BENCHMARK RISK-O-METER

NIPPON INDIA FIXED HORIZON FUND - XXXIX - SERIES 6 (A Close Ended Income Scheme)

Index

Monthly Portfolio Statement as on November 30,2021

ISIN	Name of the Instrument	Industry / Rating	Quantity	Market/Fair Value (Rs. in Lacs)	% to NAV	YIELD
	Debt Instruments					
	(a) Listed / awaiting listing on Stock Exchange					
	Government Securities					
IN162015014S	8.21% State Government Securities	SOVEREIGN	35,50,000	3,601.27	25.92%	3.76%
IN292015031 4	8.39% State Government Securities	SOVEREIGN	1,60,000	162.10	1.17%	3.79%
IN162011007 3	8.88% State Government Securities	SOVEREIGN	90,000	91.02	0.66%	3.68%
	Non Convertible Debentures					
INE002A08575	8.3% Reliance Industries Limited **	CRISIL AAA	99	1,001.07	7.21%	3.82%
INE020B08872	8.44% REC Limited **	CRISIL AAA	100	1,000.40	7.20%	3.43%
INE031A08640	8.4% Housing & Urban Development Corporation Limited **	ICRA AAA	59	599.05	4.31%	4.10%
INE027E07659	8.65% L&T Finance Limited **	CARE AAA	48	488.80	3.52%	4.85%
INE906B07FG1	7.6% National Highways Auth Of Ind **	CRISIL AAA	43	434.62	3.13%	3.70%
INE759E07897	9.48% L&T Finance Limited **	CARE AAA	36	366.90	2.64%	4.21%
INE020B08BF0	8.45% REC Limited **	CRISIL AAA	35	354.83	2.55%	3.80%
INE556F08JK7	7.95% Small Industries Dev Bank of India **	ICRA AAA	30	304.34	2.19%	4.08%
INE556F08JI1	8.81% Small Industries Dev Bank of India **	CARE AAA	23	231.72	1.67%	3.56%
INE134E08IN2	7.27% Power Finance Corporation Limited **	CRISIL AAA	21	210.43	1.51%	3.50%
INE752E07MF1	8.2% Power Grid Corporation of India Limited **	CRISIL AAA	12	120.75	0.87%	3.56%
INE134E08JW1	8.18% Power Finance Corporation Limited **	CRISIL AAA	10	101.23	0.73%	3.78%
INE001A07RS3	8.58% Housing Development Finance Corporation Limited **	CRISIL AAA	8	81.06	0.58%	3.80%
INE115A07NS0	8.69% LIC Housing Finance Limited **	CRISIL AAA	5	50.82	0.37%	4.27%
INE261F08BI5	7.9% National Bank For Agriculture and Rural Development **	CRISIL AAA	5	50.67	0.36%	4.10%
INE752E07OD2	7.2% Power Grid Corporation of India Limited	CRISIL AAA	4	40.08	0.29%	3.40%
	Zero Coupon Bonds					
INE860H07GE0	Aditya Birla Finance Limited **	ICRA AAA	100	1,345.74	9.69%	4.70%
INE115A07NM3	LIC Housing Finance Limited **	CRISIL AAA	85	1,118.12	8.05%	3.76%
	Subtotal			**11,755.02**	**84.62%**	
	(b) Privately placed / Unlisted					
	Non Convertible Debentures					
INE895D08782	8.25% Tata Sons Private Ltd **	CRISIL AAA	95	960.23	6.91%	4.52%
	Subtotal			**960.23**	**6.91%**	
	(c) Securitised Debt					
	Subtotal			**NIL**	**NIL**	
	Total			**12,715.25**	**91.53%**	
	Money Market Instruments					
	Certificate of Deposit					
INE556F16861	Small Industries Dev Bank of India **	CARE A1+	110	108.74	0.78%	3.70%
INE261F16595	National Bank For Agriculture and Rural Development **	ICRA A1+	100	99.23	0.71%	3.60%
	Triparty Repo/ Reverse Repo Instrument					
	Triparty Repo			328.40	2.36%	
	Total			**536.37**	**3.85%**	
	Net Current Assets			**641.75**	**4.62%**	
	GRAND TOTAL			**13,893.37**	**100.00%**	

**** Non Traded Securities/Illiquid Securities**

SCHEME RISK-O-METER

BENCHMARK NAME - CRISIL COMPOSITE BOND FUND INDEX
BENCHMARK RISK-O-METER

NIPPON INDIA FIXED HORIZON FUND - XXXIX - SERIES 8 (A Close Ended Income Scheme)

Index

Monthly Portfolio Statement as on November 30,2021

ISIN	Name of the Instrument	Industry / Rating	Quantity	Market/Fair Value (Rs. in Lacs)	% to NAV	YIELD
	Debt Instruments					
	(a) Listed / awaiting listing on Stock Exchange					
	Government Securities					
IN2920150314	8.39% State Government Securities	SOVEREIGN	8,70,000	881.40	26.48%	3.79%
IN1620110073	8.88% State Government Securities	SOVEREIGN	60,000	60.68	1.82%	3.68%
IN1620150145	8.21% State Government Securities	SOVEREIGN	20,000	20.29	0.61%	3.76%
	Non Convertible Debentures					
INE134E08GT3	8.55% Power Finance Corporation Limited **	CRISIL AAA	30	300.32	9.02%	3.40%
INE759E07897	9.48% L&T Finance Limited **	CARE AAA	22	224.22	6.74%	4.21%
INE261F08AI7	8.6% National Bank For Agriculture and Rural Development	CRISIL AAA	21	211.65	6.36%	3.60%
INE002A08575	8.3% Reliance Industries Limited **	CRISIL AAA	20	202.24	6.07%	3.82%
INE031A08640	8.4% Housing & Urban Development Corporation Limited **	ICRA AAA	15	152.30	4.57%	4.10%
INE020B08922	8.27% REC Limited **	CARE AAA	13	131.48	3.95%	3.80%
INE906B07FG1	7.6% National Highways Auth Of Ind **	CRISIL AAA	6	60.64	1.82%	3.70%
INE020B08AF2	7.46% REC Limited **	CRISIL AAA	5	50.43	1.51%	3.69%
INE752E07MF1	8.2% Power Grid Corporation of India Limited **	CRISIL AAA	3	30.19	0.91%	3.56%
INE752E07OD2	7.2% Power Grid Corporation of India Limited	CRISIL AAA	1	10.02	0.30%	3.40%
	Zero Coupon Bonds					
INE860H07GE0	Aditya Birla Finance Limited **	ICRA AAA	26	349.89	10.51%	4.70%
INE115A07NM3	LIC Housing Finance Limited **	CRISIL AAA	10	131.54	3.95%	3.76%
	Subtotal			**2,817.29**	**84.62%**	
	(b) Privately placed / Unlisted					
	Non Convertible Debentures					
INE895D08790	8.25% Tata Sons Private Ltd **	CRISIL AAA	13	131.40	3.95%	4.52%
INE895D08782	8.25% Tata Sons Private Ltd **	CRISIL AAA	6	60.65	1.82%	4.52%
	Subtotal			**192.05**	**5.77%**	
	(c) Securitised Debt					
	Subtotal			**NIL**	**NIL**	
	Total			**3,009.34**	**90.39%**	
	Money Market Instruments					
	Certificate of Deposit					
INE261F16595	National Bank For Agriculture and Rural Development **	ICRA A1+	50	49.61	1.49%	3.60%
INE095A16L30	IndusInd Bank Limited **	CRISIL A1+	50	49.56	1.49%	3.67%
	Triparty Repo/ Reverse Repo Instrument					
	Triparty Repo			43.88	1.32%	
	Total			**143.05**	**4.30%**	
	Net Current Assets			**176.68**	**5.31%**	
	GRAND TOTAL			**3,329.07**	**100.00%**	

**** Non Traded Securities/Illiquid Securities**

SCHEME RISK-O-METER

BENCHMARK NAME - CRISIL COMPOSITE BOND FUND INDEX
BENCHMARK RISK-O-METER

NIPPON INDIA FIXED HORIZON FUND - XXXIX - SERIES 9 (A Close Ended Income Scheme)

Index

Monthly Portfolio Statement as on November 30,2021

ISIN	Name of the Instrument	Industry / Rating	Quantity	Market/Fair Value (Rs. in Lacs)	% to NAV	YIELD
	Debt Instruments					
	(a) Listed / awaiting listing on Stock Exchange					
	Government Securities					
IN152011013 2	8.99% State Government Securities	SOVEREIGN	39,00,000	3,958.03	14.73%	3.72%
IN222016017 9	7.38% State Government Securities	SOVEREIGN	20,00,000	2,013.10	7.49%	3.79%
IN182015007 7	8.53% State Government Securities	SOVEREIGN	6,90,000	700.68	2.61%	3.79%
IN182015014 5	8.21% State Government Securities	SOVEREIGN	3,00,000	304.33	1.13%	3.76%
IN222011010 9	8.76% State Government Securities	SOVEREIGN	3,00,000	303.30	1.13%	3.71%
IN282015027 3	8.49% State Government Securities	SOVEREIGN	2,00,000	203.05	0.76%	3.79%
IN162011007 3	8.88% State Government Securities	SOVEREIGN	1,30,000	131.47	0.49%	3.68%
	Non Convertible Debentures					
INE261F08BI5	7.9% National Bank For Agriculture and Rural Development **	CRISIL AAA	253	2,563.90	9.54%	4.10%
INE020B08BD5	8.83% REC Limited **	CRISIL AAA	240	2,416.32	9.00%	3.66%
INE759E07897	9.48% L&T Finance Limited **	CARE AAA	200	2,038.33	7.59%	4.21%
INE002A08575	8.3% Reliance Industries Limited **	CRISIL AAA	190	1,921.24	7.15%	3.82%
INE031A08657	8.23% Housing & Urban Development Corporation Limited **	ICRA AAA	120	1,218.10	4.53%	4.10%
INE556F08JK7	7.95% Small Industries Dev Bank of India **	ICRA AAA	64	649.26	2.42%	4.08%
INE134E08JW1	8.18% Power Finance Corporation Limited **	CRISIL AAA	47	475.76	1.77%	3.78%
INE134E08IN2	7.27% Power Finance Corporation Limited **	CRISIL AAA	16	160.32	0.60%	3.50%
INE001A07RS3	8.58% Housing Development Finance Corporation Limited **	CRISIL AAA	12	121.58	0.45%	3.80%
	Zero Coupon Bonds					
INE860H07GE0	Aditya Birla Finance Limited **	ICRA AAA	204	2,745.30	10.22%	4.70%
INE115A07NM3	LIC Housing Finance Limited **	CRISIL AAA	90	1,183.89	4.41%	3.76%
INE756I07CI8	HDB Financial Services Limited **	CRISIL AAA	30	396.31	1.48%	4.66%
	Subtotal			**23,504.27**	**87.50%**	
	(b) Privately placed / Unlisted					
	Non Convertible Debentures					
INE895D08782	8.25% Tata Sons Private Ltd **	CRISIL AAA	50	505.38	1.88%	4.52%
INE895D08790	8.25% Tata Sons Private Ltd **	CRISIL AAA	37	373.98	1.39%	4.52%
	Subtotal			**879.36**	**3.27%**	
	(c) Securitised Debt					
	Subtotal			**NIL**	**NIL**	
	Total			**24,383.63**	**90.77%**	
	Money Market Instruments					
	Certificate of Deposit					
INE556F16861	Small Industries Dev Bank of India **	CARE A1+	330	326.23	1.21%	3.70%
INE261F16595	National Bank For Agriculture and Rural Development **	ICRA A1+	300	297.68	1.11%	3.60%
INE095A16L30	IndusInd Bank Limited **	CRISIL A1+	120	118.94	0.44%	3.67%
	Triparty Repo/ Reverse Repo Instrument					
	Triparty Repo			308.18	1.15%	
	Total			**1,051.03**	**3.91%**	
	Net Current Assets			**1,428.28**	**5.32%**	
	GRAND TOTAL			**26,862.94**	**100.00%**	

**** Non Traded Securities/Illiquid Securities**

SCHEME RISK-O-METER

BENCHMARK NAME - CRISIL COMPOSITE BOND FUND INDEX
BENCHMARK RISK-O-METER

NIPPON INDIA FIXED HORIZON FUND - XXXIX - SERIES 11 (A Close Ended Income Scheme)

Index

Monthly Portfolio Statement as on November 30,2021

ISIN	Name of the Instrument	Industry / Rating	Quantity	Market/Fair Value (Rs. in Lacs)	% to NAV	YIELD
	Debt Instruments					
	(a) Listed / awaiting listing on Stock Exchange					
	Non Convertible Debentures					
INE205A07204	7.5% Vedanta Limited **	CRISIL AA-	45	451.46	9.28%	6.26%
INE201P07169	9.68% G R Infraprojects Limited **	CRISIL AA	40	406.51	8.35%	5.91%
INE148I07JN3	9.08% Indiabulls Housing Finance Limited **	CRISIL AA	40	399.79	8.22%	9.39%
INE607M08048	8.45% Tata Power Renewable Energy Limited **	CARE AA(CE)	37	375.71	7.72%	4.94%
INE296N08022	8% Walwhan Renewable Energy Limited **	CARE AA(CE)	34	341.85	7.03%	4.42%
INE081A08181	2% Tata Steel Limited **	CARE AA+	12	219.13	4.50%	4.45%
INE556F08JI1	8.81% Small Industries Dev Bank of India **	CARE AAA	11	110.82	2.28%	3.56%
INE582L07203	9% Tata Housing Development Company Limited **	CARE AA	10	101.28	2.08%	4.65%
INE540P07293	10.15% U.P. Power Corporation Limited **	CRISIL A+(CE)	37	92.93	1.91%	6.69%
INE669E08284	8.04% Vodafone Idea Limited **#	CARE B-	37	90.83	1.87%	
	Zero Coupon Bonds					
INE587O07271	Altico Capital India Limited **#	FITCH D	55	0.00	$0.00%	
	Subtotal			**2,590.31**	**53.24%**	
	(b) Privately placed / Unlisted			**NIL**	**NIL**	**NIL**
	Subtotal			**NIL**	**NIL**	**NIL**
	(c) Securitised Debt					
	Subtotal			**NIL**	**NIL**	
	Total			**2,590.31**	**53.24%**	
	Money Market Instruments					
	Certificate of Deposit					
INE556F16861	Small Industries Dev Bank of India **	CARE A1+	200	197.72	4.06%	3.70%
INE238A162W8	Axis Bank Limited **	CRISIL A1+	170	166.99	3.43%	4.09%
INE095A16L30	Indusind Bank Limited **	CRISIL A1+	30	29.73	0.61%	3.67%
	Triparty Repo/ Reverse Repo Instrument					
	Triparty Repo			1,756.87	36.10%	
	Total			**2,151.31**	**44.20%**	
	Net Current Assets			**124.38**	**2.56%**	
	GRAND TOTAL			**4,866.00**	**100.00%**	

**** Non Traded Securities/Illiquid Securities**
$ Less Than 0.01% of NAV
 # Securities classified as below investment grade or default

SCHEME RISK-O-METER

BENCHMARK NAME - CRISIL COMPOSITE BOND FUND INDEX
BENCHMARK RISK-O-METER

NIPPON INDIA FIXED HORIZON FUND - XXXIX - SERIES 14 (A Close Ended Income Scheme)

Index

Monthly Portfolio Statement as on November 30,2021

ISIN	Name of the Instrument	Industry / Rating	Quantity	Market/Fair Value (Rs. in Lacs)	% to NAV	YIELD
	Debt Instruments					
	(a) Listed / awaiting listing on Stock Exchange					
	Government Securities					
IN2920110086	8.74% State Government Securities	SOVEREIGN	25,00,000	2,513.51	20.06%	3.69%
IN1820150077	8.53% State Government Securities	SOVEREIGN	2,80,000	284.33	2.27%	3.79%
IN1620150145	8.21% State Government Securities	SOVEREIGN	84,200	85.42	0.68%	3.76%
IN2820150273	8.49% State Government Securities	SOVEREIGN	50,000	50.76	0.41%	3.79%
IN2920150314	8.39% State Government Securities	SOVEREIGN	30,000	30.39	0.24%	3.79%
	Non Convertible Debentures					
INE020B08BD5	8.83% REC Limited **	CRISIL AAA	113	1,137.69	9.08%	3.66%
INE261F08AI7	8.6% National Bank For Agriculture and Rural Development	CRISIL AAA	100	1,007.88	8.04%	3.60%
INE134E08IN2	7.27% Power Finance Corporation Limited **	CRISIL AAA	100	1,002.03	8.00%	3.50%
INE002A08575	8.3% Reliance Industries Limited **	CRISIL AAA	98	990.96	7.91%	3.82%
INE018A08AR3	7.87% Larsen & Toubro Limited **	CRISIL AAA	67	678.60	5.42%	4.21%
INE031A08640	8.4% Housing & Urban Development Corporation Limited **	ICRA AAA	52	527.98	4.21%	4.10%
INE556F08JK7	7.95% Small Industries Dev Bank of India **	ICRA AAA	44	446.37	3.56%	4.08%
INE001A07RS3	8.58% Housing Development Finance Corporation Limited **	CRISIL AAA	32	324.23	2.59%	3.80%
INE906B07FG1	7.6% National Highways Auth Of Ind **	CRISIL AAA	20	202.15	1.61%	3.70%
INE134E08JW1	8.18% Power Finance Corporation Limited **	CRISIL AAA	15	151.84	1.21%	3.78%
INE031A08632	8.46% Housing & Urban Development Corporation Limited **	ICRA AAA	13	131.32	1.05%	3.60%
INE752E07MF1	8.2% Power Grid Corporation of India Limited **	CRISIL AAA	13	130.81	1.04%	3.56%
INE906B07FE6	7.17% National Highways Auth Of Ind	CRISIL AAA	8	80.17	0.64%	3.45%
	Zero Coupon Bonds					
INE115A07NM3	LIC Housing Finance Limited **	CRISIL AAA	115	1,512.75	12.07%	3.76%
	Subtotal			**11,289.19**	**90.09%**	
	(b) Privately placed / Unlisted			**NIL**	**NIL**	**NIL**
	Subtotal			**NIL**	**NIL**	**NIL**
	(c) Securitised Debt					
	Subtotal			**NIL**	**NIL**	
	Total			**11,289.19**	**90.09%**	
	Money Market Instruments					
	Certificate of Deposit					
INE261F16595	National Bank For Agriculture and Rural Development **	ICRA A1+	380	377.06	3.01%	3.60%
INE556F16861	Small Industries Dev Bank of India **	CARE A1+	120	118.63	0.95%	3.70%
INE095A16L30	Induslnd Bank Limited **	CRISIL A1+	80	79.29	0.63%	3.67%
	Triparty Repo/ Reverse Repo Instrument					
	Triparty Repo			131.43	1.05%	
	Total			**706.41**	**5.64%**	
	Net Current Assets			**535.21**	**4.27%**	
	GRAND TOTAL			**12,530.81**	**100.00%**	

**** Non Traded Securities/Illiquid Securities**

SCHEME RISK-O-METER

BENCHMARK NAME - CRISIL COMPOSITE BOND FUND INDEX
BENCHMARK RISK-O-METER

NIPPON INDIA FIXED HORIZON FUND - XXXIX - SERIES 15 (A Close Ended Income Scheme)

Index

Monthly Portfolio Statement as on November 30,2021

ISIN	Name of the Instrument	Industry / Rating	Quantity	Market/Fair Value (Rs. in Lacs)	% to NAV	YIELD
	Debt Instruments					
	(a) Listed / awaiting listing on Stock Exchange					
	Government Securities					
IN1320110035	8.72% State Government Securities	SOVEREIGN	35,00,000	3,525.48	7.89%	3.71%
IN1920110047	8.69% State Government Securities	SOVEREIGN	11,44,500	1,154.71	2.58%	3.70%
IN2220110109	8.76% State Government Securities	SOVEREIGN	7,00,000	707.69	1.58%	3.71%
IN3320150064	8.52% State Government Securities	SOVEREIGN	4,50,000	456.89	1.02%	3.79%
IN1820150077	8.53% State Government Securities	SOVEREIGN	1,50,000	152.32	0.34%	3.79%
IN1620150145	8.21% State Government Securities	SOVEREIGN	40,000	40.58	0.09%	3.76%
IN1220180195	7.86% State Government Securities	SOVEREIGN	35,000	35.12	0.08%	3.72%
	Non Convertible Debentures					
INE134E08IN2	7.27% Power Finance Corporation Limited **	CRISIL AAA	317	3,176.43	7.11%	3.50%
INE002A08575	8.3% Reliance Industries Limited **	CRISIL AAA	307	3,104.32	6.95%	3.82%
INE020B08BD5	8.83% REC Limited **	CRISIL AAA	285	2,869.39	6.42%	3.66%
INE261F08BI5	7.9% National Bank For Agriculture and Rural Development **	CRISIL AAA	271	2,746.31	6.14%	4.10%
INE018A08AR3	7.87% Larsen & Toubro Limited **	CRISIL AAA	265	2,684.02	6.01%	4.21%
INE031A08657	8.23% Housing & Urban Development Corporation Limited **	ICRA AAA	242	2,456.51	5.50%	4.10%
INE020B08BF0	8.45% REC Limited **	CRISIL AAA	131	1,328.07	2.97%	3.80%
INE556F08JK7	7.95% Small Industries Dev Bank of India **	ICRA AAA	91	923.16	2.07%	4.08%
INE134E08GT3	8.55% Power Finance Corporation Limited **	CRISIL AAA	69	690.74	1.55%	3.40%
INE134E08JW1	8.18% Power Finance Corporation Limited **	CRISIL AAA	65	657.97	1.47%	3.78%
INE031A08640	8.4% Housing & Urban Development Corporation Limited **	ICRA AAA	31	314.76	0.70%	4.10%
INE020B08BR5	8.5% REC Limited **	CRISIL AAA	30	300.73	0.67%	3.53%
INE556F08JI1	8.81% Small Industries Dev Bank of India **	CARE AAA	23	231.72	0.52%	3.56%
INE752E07MF1	8.2% Power Grid Corporation of India Limited **	CRISIL AAA	14	140.87	0.32%	3.56%
INE906B07FE6	7.17% National Highways Auth Of Ind	CRISIL AAA	1	10.02	0.02%	3.45%
	Zero Coupon Bonds					
INE756I07CI8	HDB Financial Services Limited **	CRISIL AAA	410	5,416.26	12.12%	4.66%
INE296A07QQ5	Bajaj Finance Limited **	CRISIL AAA	374	4,944.09	11.06%	4.58%
INE115A07NM3	LIC Housing Finance Limited **	CRISIL AAA	279	3,670.06	8.21%	3.76%
	Subtotal			**41,738.22**	**93.39%**	
	(b) Privately placed / Unlisted			**NIL**	**NIL**	**NIL**
	Subtotal			**NIL**	**NIL**	**NIL**
	(c) Securitised Debt					
	Subtotal			**NIL**	**NIL**	
	Total			**41,738.22**	**93.39%**	
	Money Market Instruments					
	Certificate of Deposit					
INE261F16595	National Bank For Agriculture and Rural Development **	ICRA A1+	840	833.51	1.86%	3.60%
INE556F16861	Small Industries Dev Bank of India **	CARE A1+	100	98.86	0.22%	3.70%
	Triparty Repo/ Reverse Repo Instrument					
	Triparty Repo			560.71	1.25%	
	Total			**1,493.08**	**3.33%**	
	Net Current Assets			**1,463.14**	**3.28%**	
	GRAND TOTAL			**44,694.44**	**100.00%**	

**** Non Traded Securities/Illiquid Securities**

SCHEME RISK-O-METER

BENCHMARK NAME - CRISIL COMPOSITE BOND FUND INDEX
BENCHMARK RISK-O-METER

NIPPON INDIA FIXED HORIZON FUND - XXXX - SERIES 1 (A Close Ended Income Scheme)

Index

Monthly Portfolio Statement as on November 30,2021

ISIN	Name of the Instrument	Industry / Rating	Quantity	Market/Fair Value (Rs. in Lacs)	% to NAV	YIELD
	Debt Instruments					
	(a) Listed / awaiting listing on Stock Exchange					
	Government Securities					
IN2920150413	8.21% State Government Securities	SOVEREIGN	12,00,000	1,217.19	8.48%	3.78%
IN1620150145	8.21% State Government Securities	SOVEREIGN	2,20,000	223.18	1.56%	3.76%
IN1620110073	8.88% State Government Securities	SOVEREIGN	1,00,000	101.13	0.70%	3.68%
IN2920150314	8.39% State Government Securities	SOVEREIGN	40,000	40.52	0.28%	3.79%
	Non Convertible Debentures					
INE018A08AR3	7.87% Larsen & Toubro Limited **	CRISIL AAA	117	1,185.02	8.26%	4.21%
INE020B08922	8.27% REC Limited **	CARE AAA	105	1,061.99	7.40%	3.80%
INE134E08IN2	7.27% Power Finance Corporation Limited **	CRISIL AAA	85	851.72	5.94%	3.50%
INE906B07FG1	7.6% National Highways Auth Of Ind **	CRISIL AAA	81	818.70	5.71%	3.70%
INE002A08575	8.3% Reliance Industries Limited **	CRISIL AAA	69	697.71	4.86%	3.82%
INE261F08AI7	8.6% National Bank For Agriculture and Rural Development	CRISIL AAA	60	604.73	4.22%	3.60%
INE134E08GT3	8.55% Power Finance Corporation Limited **	CRISIL AAA	50	500.53	3.49%	3.40%
INE031A08657	8.23% Housing & Urban Development Corporation Limited **	ICRA AAA	45	456.79	3.18%	4.10%
INE556F08JK7	7.95% Small Industries Dev Bank of India **	ICRA AAA	31	314.48	2.19%	4.08%
INE514E08AQ5	9% Export Import Bank of India **	CRISIL AAA	16	161.52	1.13%	3.59%
INE848E07427	8.78% NHPC Limited **	ICRA AAA	50	50.48	0.35%	3.60%
INE031A08632	8.46% Housing & Urban Development Corporation Limited **	ICRA AAA	3	30.30	0.21%	3.60%
	Zero Coupon Bonds					
INE115A07NM3	LIC Housing Finance Limited **	CRISIL AAA	132	1,736.37	12.10%	3.76%
INE296A07QQ5	Bajaj Finance Limited **	CRISIL AAA	130	1,718.54	11.98%	4.58%
INE756I07CI8	HDB Financial Services Limited **	CRISIL AAA	130	1,717.35	11.97%	4.66%
	Subtotal			**13,488.25**	**94.01%**	
	(b) Privately placed / Unlisted			**NIL**	**NIL**	**NIL**
	Subtotal			**NIL**	**NIL**	**NIL**
	(c) Securitised Debt					
	Subtotal			**NIL**	**NIL**	
	Total			**13,488.25**	**94.01%**	
	Money Market Instruments					
	Certificate of Deposit					
INE261F16595	National Bank For Agriculture and Rural Development **	ICRA A1+	250	248.07	1.73%	3.60%
INE556F16861	Small Industries Dev Bank of India **	CARE A1+	120	118.63	0.83%	3.70%
	Triparty Repo/ Reverse Repo Instrument					
	Triparty Repo			71.58	0.50%	
	Total			**438.28**	**3.06%**	
	Net Current Assets			**420.43**	**2.93%**	
	GRAND TOTAL			**14,346.96**	**100.00%**	

**** Non Traded Securities/Illiquid Securities**

SCHEME RISK-O-METER

BENCHMARK NAME - CRISIL COMPOSITE BOND FUND INDEX
BENCHMARK RISK-O-METER

NIPPON INDIA FIXED HORIZON FUND - XXXX - SERIES 2 (A Close Ended Income Scheme)

Index

Monthly Portfolio Statement as on November 30,2021

ISIN	Name of the Instrument	Industry / Rating	Quantity	Market/Fair Value (Rs. in Lacs)	% to NAV	YIELD
	Debt Instruments					
	(a) Listed / awaiting listing on Stock Exchange					
	Government Securities					
IN2920150314	8.39% State Government Securities	SOVEREIGN	12,00,000	1,215.73	8.53%	3.79%
IN1820150077	8.53% State Government Securities	SOVEREIGN	90,000	91.39	0.64%	3.79%
IN1620150145	8.21% State Government Securities	SOVEREIGN	70,000	71.01	0.50%	3.76%
	Non Convertible Debentures					
INE031A08640	8.4% Housing & Urban Development Corporation Limited **	ICRA AAA	130	1,319.94	9.26%	4.10%
INE261F08AI7	8.6% National Bank For Agriculture and Rural Development	CRISIL AAA	110	1,108.67	7.78%	3.60%
INE752E07MF1	8.2% Power Grid Corporation of India Limited **	CRISIL AAA	108	1,086.72	7.62%	3.56%
INE848E07427	8.78% NHPC Limited **	ICRA AAA	570	575.51	4.04%	3.60%
INE906B07FG1	7.6% National Highways Auth Of Ind **	CRISIL AAA	54	545.80	3.83%	3.70%
INE556F08JK7	7.95% Small Industries Dev Bank of India **	ICRA AAA	50	507.23	3.56%	4.08%
INE861G08035	9.95% Food Corporation Of India	CRISIL AAA(CE)	48	487.48	3.42%	3.70%
INE002A08575	8.3% Reliance Industries Limited **	CRISIL AAA	44	444.92	3.12%	3.82%
INE261F08BI5	7.9% National Bank For Agriculture and Rural Development **	CRISIL AAA	21	212.81	1.49%	4.10%
INE906B07FE6	7.17% National Highways Auth Of Ind	CRISIL AAA	20	200.42	1.41%	3.45%
	Zero Coupon Bonds					
INE115A07NM3	LIC Housing Finance Limited **	CRISIL AAA	131	1,723.22	12.09%	3.76%
INE756I07CI8	HDB Financial Services Limited **	CRISIL AAA	130	1,717.35	12.05%	4.66%
INE660A07PW2	Sundaram Finance Limited **	CRISIL AAA	130	1,283.76	9.00%	4.05%
INE296A07QQ5	Bajaj Finance Limited **	CRISIL AAA	46	608.10	4.27%	4.58%
	Subtotal			**13,200.06**	**92.61%**	
	(b) Privately placed / Unlisted			**NIL**	**NIL**	**NIL**
	Subtotal			**NIL**	**NIL**	**NIL**
	(c) Securitised Debt					
	Subtotal			**NIL**	**NIL**	
	Total			**13,200.06**	**92.61%**	
	Money Market Instruments					
	Certificate of Deposit					
INE261F16595	National Bank For Agriculture and Rural Development **	ICRA A1+	250	248.07	1.74%	3.60%
INE556F16861	Small Industries Dev Bank of India **	CARE A1+	170	168.06	1.18%	3.70%
INE095A16L30	Indusind Bank Limited **	CRISIL A1+	120	118.94	0.83%	3.67%
	Triparty Repo/ Reverse Repo Instrument					
	Triparty Repo			61.34	0.43%	
	Total			**596.41**	**4.18%**	
	Net Current Assets			**460.11**	**3.21%**	
	GRAND TOTAL			**14,256.58**	**100.00%**	

**** Non Traded Securities/Illiquid Securities**

SCHEME RISK-O-METER

BENCHMARK NAME - CRISIL COMPOSITE BOND FUND INDEX
BENCHMARK RISK-O-METER

NIPPON INDIA FIXED HORIZON FUND - XXXX - SERIES 3 (A Close Ended Income Scheme)

Index

Monthly Portfolio Statement as on November 30,2021

ISIN	Name of the Instrument	Industry / Rating	Quantity	Market/Fair Value (Rs. in Lacs)	% to NAV	YIELD
	Debt Instruments					
	(a) Listed / awaiting listing on Stock Exchange					
	Non Convertible Debentures					
INE607M08048	8.45% Tata Power Renewable Energy Limited **	CARE AA(CE)	119	1,208.35	9.50%	4.94%
INE148I07JN3	9.08% Indiabulls Housing Finance Limited **	CRISIL AA	120	1,199.37	9.43%	9.39%
INE201P07169	9.68% G R Infraprojects Limited **	CRISIL AA	116	1,178.89	9.27%	5.91%
INE020B08922	8.27% REC Limited **	CARE AAA	95	960.85	7.56%	3.80%
INE205A07204	7.5% Vedanta Limited **	CRISIL AA-	90	902.91	7.10%	6.26%
INE669E08284	8.04% Vodafone Idea Limited **#	CARE B-	126	309.30	2.43%	
INE540P07293	10.15% U.P. Power Corporation Limited **	CRISIL A+(CE)	115	288.82	2.27%	6.69%
INE205A07162	8.9% Vedanta Limited **	CRISIL AA-	26	260.14	2.05%	5.89%
INE582L07203	9% Tata Housing Development Company Limited **	CARE AA	10	101.28	0.80%	4.65%
INE081A08181	2% Tata Steel Limited **	CARE AA+	5	91.30	0.72%	4.45%
	Zero Coupon Bonds					
INE587O07271	Altico Capital India Limited **#	FITCH D	168	0.00	$0.00%	
	Subtotal			**6,501.21**	**51.13%**	
	(b) Privately placed / Unlisted			**NIL**	**NIL**	**NIL**
	Subtotal			**NIL**	**NIL**	**NIL**
	(c) Securitised Debt					
	Subtotal			**NIL**	**NIL**	
	Total			**6,501.21**	**51.13%**	
	Money Market Instruments					
	Certificate of Deposit					
INE095A16L30	IndusInd Bank Limited **	CRISIL A1+	1,080	1,070.42	8.42%	3.67%
INE556F16861	Small Industries Dev Bank of India **	CARE A1+	700	692.00	5.44%	3.70%
INE238A162W8	Axis Bank Limited **	CRISIL A1+	340	333.97	2.63%	4.09%
	Triparty Repo/ Reverse Repo Instrument					
	Triparty Repo			3,805.55	29.93%	
	Total			**5,901.94**	**46.42%**	
	Net Current Assets			**310.35**	**2.45%**	
	GRAND TOTAL			**12,713.50**	**100.00%**	

**** Non Traded Securities/Illiquid Securities**
$ Less Than 0.01% of NAV
 # Securities classified as below investment grade or default

SCHEME RISK-O-METER

BENCHMARK NAME - CRISIL COMPOSITE BOND FUND INDEX
BENCHMARK RISK-O-METER

Nippon India ETF Nifty BeES (An Open Ended Index Exchange Traded Fund)

Index

Monthly Portfolio Statement as on November 30,2021

ISIN	Name of the Instrument	Industry / Rating	Quantity	Market/Fair Value (Rs. in Lacs)	% to NAV	YIELD
	Equity & Equity related					
	(a) Listed / awaiting listing on Stock Exchanges					
INE002A01018	Reliance Industries Limited	Petroleum Products	22,41,828	53,924.93	10.55%	
INE040A01034	HDFC Bank Limited	Banks	30,33,330	45,304.30	8.86%	
INE009A01021	Infosys Limited	Software	25,70,641	44,026.08	8.61%	
INE090A01021	ICICI Bank Limited	Banks	48,07,589	34,343.01	6.72%	
INE001A01036	Housing Development Finance Corporation Limited	Finance	12,51,353	33,449.92	6.54%	
INE467B01029	Tata Consultancy Services Limited	Software	7,18,239	25,347.73	4.96%	
INE237A01028	Kotak Mahindra Bank Limited	Banks	10,17,377	19,959.92	3.90%	
INE018A01030	Larsen & Toubro Limited	Construction Project	8,37,564	14,780.91	2.89%	
INE030A01027	Hindustan Unilever Limited	Consumer Non Durables	6,19,090	14,347.72	2.81%	
INE154A01025	ITC Limited	Consumer Non Durables	60,65,238	13,413.27	2.62%	
INE296A01024	Bajaj Finance Limited	Finance	1,84,146	12,885.16	2.52%	
INE062A01020	State Bank of India	Banks	26,60,915	12,254.84	2.40%	
INE397D01024	Bharti Airtel Limited	Telecom - Services	16,37,603	11,925.84	2.33%	
INE238A01034	Axis Bank Limited	Banks	17,85,896	11,709.23	2.29%	
INE021A01026	Asian Paints Limited	Consumer Non Durables	3,12,582	9,826.48	1.92%	
INE860A01027	HCL Technologies Limited	Software	7,52,668	8,570.25	1.68%	
INE918I01018	Bajaj Finserv Limited	Insurance	42,075	7,252.62	1.42%	
INE280A01028	Titan Company Limited	Consumer Durables	2,89,361	6,873.77	1.34%	
INE669C01036	Tech Mahindra Limited	Software	4,30,283	6,632.60	1.30%	
INE075A01022	Wipro Limited	Software	10,25,906	6,537.59	1.28%	
INE585B01010	Maruti Suzuki India Limited	Auto	92,304	6,523.86	1.28%	
INE481G01011	UltraTech Cement Limited	Cement & Cement Products	79,955	5,943.65	1.16%	
INE081A01012	Tata Steel Limited	Ferrous Metals	5,42,120	5,807.19	1.14%	
INE155A01022	Tata Motors Limited	Auto	12,43,254	5,701.56	1.12%	
INE044A01036	Sun Pharmaceutical Industries Limited	Pharmaceuticals	7,48,585	5,641.34	1.10%	
INE101A01026	Mahindra & Mahindra Limited	Auto	6,63,751	5,545.64	1.08%	
INE752E01010	Power Grid Corporation of India Limited	Power	23,70,011	4,900.00	0.96%	
INE239A01016	Nestle India Limited	Consumer Non Durables	24,606	4,712.68	0.92%	
INE047A01021	Grasim Industries Limited	Cement & Cement Products	2,64,532	4,397.71	0.86%	
INE795G01014	HDFC Life Insurance Company Limited	Insurance	6,45,387	4,393.79	0.86%	
INE361B01024	Divi's Laboratories Limited	Pharmaceuticals	88,104	4,298.42	0.84%	
INE733E01010	NTPC Limited	Power	32,94,633	4,192.42	0.82%	
INE038A01020	Hindalco Industries Limited	Non - Ferrous Metals	10,12,897	4,180.73	0.82%	
INE019A01038	JSW Steel Limited	Ferrous Metals	6,87,129	4,180.49	0.82%	
INE089A01023	Dr. Reddy's Laboratories Limited	Pharmaceuticals	84,195	3,936.83	0.77%	
INE095A01012	IndusInd Bank Limited	Banks	4,18,641	3,696.60	0.72%	
INE213A01029	Oil & Natural Gas Corporation Limited	Oil	25,29,516	3,594.44	0.70%	
INE123W01016	SBI Life Insurance Company Limited	Insurance	3,05,237	3,542.43	0.69%	
INE742F01042	Adani Ports and Special Economic Zone Limited	Transportation	5,09,550	3,484.56	0.68%	
INE059A01026	Cipla Limited	Pharmaceuticals	3,52,312	3,422.01	0.67%	
INE192A01025	Tata Consumer Products Limited	Consumer Non Durables	4,15,196	3,232.72	0.63%	
INE917I01010	Bajaj Auto Limited	Auto	90,234	2,923.85	0.57%	
INE216A01030	Britannia Industries Limited	Consumer Non Durables	81,636	2,894.40	0.57%	
INE628A01036	UPL Limited	Pesticides	3,81,326	2,599.50	0.51%	
INE029A01011	Bharat Petroleum Corporation Limited	Petroleum Products	6,61,922	2,449.11	0.48%	
INE070A01015	Shree Cement Limited	Cement & Cement Products	9,358	2,442.65	0.48%	
INE066A01021	Eicher Motors Limited	Auto	96,582	2,289.43	0.45%	
INE522F01014	Coal India Limited	Minerals/Mining	14,52,433	2,207.70	0.43%	
INE158A01026	Hero MotoCorp Limited	Auto	90,005	2,204.49	0.43%	
INE242A01010	Indian Oil Corporation Limited	Petroleum Products	17,62,475	2,096.46	0.41%	
	Total			**5,10,802.83**	**99.91%**	
	Money Market Instruments					
	Triparty Repo/ Reverse Repo Instrument					
	Triparty Repo			727.94	0.14%	
	Total			**727.94**	**0.14%**	
	OTHERS					
	Cash Margin - CCIL			0.00	$0.00%	
	Total			**0.00**	**0.00%**	
	Net Current Assets			**(242.15)**	**-0.05%**	
	GRAND TOTAL			**5,11,288.62**	**100.00%**	

$ Less Than 0.01% of NAV

Details of the Equity shares have been lent under Securities Lending and Borrowing as follows:-

Name of the Instrument	Quantity
Hindustan Unilever Limited	27,000
Oil & Natural Gas Corporation Limited	64,500
Tata Motors Limited	75,000
ICICI Bank Limited	50,000

This is with reference to Gazette notification (Reference no: G.S.R.174(E)) issued by Ministry of Finance on 13th March 2020, for Yes Bank Limited reconstruction scheme, 2020. As per point 3(8)(a) of the notification, there shall be a lock-in period of three years from the commencement of the above said scheme to the extent of 75% of shares held by existing shareholders on the date of commencement of the scheme which came into force from March 13,2020.

Taking into account the above development, the valuation committee of Nippon India Mutual Fund has decided to markdown the 75% locked-in shares of YES Bank to ZERO, as on March 16, 2020.

For any future distribution of realised proceeds of these locked-in YES Bank shares to the underlying unitholders , following Reconstituted Portfolio was created

ISIN	Name of the Instrument	Industry / Rating	Quantity	Market/Fair Value (Rs. in Lacs)	% to NAV
	Equity & Equity related				
	(a) Listed / awaiting listing on Stock Exchanges				
INE528G01035	Yes Bank Limited	Banks	990590	0	0.00%
	Total			0	**0.00%**
	Net Current Assets			0	**0.00%**
	GRAND TOTAL			0	**0.00%**

SCHEME RISK-O-METER

BENCHMARK NAME - NIFTY 50 TRI
BENCHMARK RISK-O-METER

Nippon India ETF Junior BeES (An Open Ended Index Exchange Traded Fund)

Index

Monthly Portfolio Statement as on November 30,2021

ISIN	Name of the Instrument	Industry / Rating	Quantity	Market/Fair Value (Rs. in Lacs)	% to NAV	YIELD
	Equity & Equity related					
	(a) Listed / awaiting listing on Stock Exchanges					
INE437A01024	Apollo Hospitals Enterprise Limited	Healthcare Services	1,78,092	10,129.43	4.70%	
INE192R01011	Avenue Supermarts Limited	Retailing	1,95,039	9,188.09	4.26%	
INE423A01024	Adani Enterprises Limited	Minerals/Mining	4,86,534	8,090.33	3.76%	
INE663F01024	Info Edge (India) Limited	Retailing	1,36,738	7,937.71	3.68%	
INE205A01025	Vedanta Limited	Non - Ferrous Metals	23,02,128	7,800.76	3.62%	
INE364U01010	Adani Green Energy Limited	Power	5,32,290	6,895.28	3.20%	
INE765G01017	ICICI Lombard General Insurance Company Limited	Insurance	4,51,342	6,487.36	3.01%	
INE931S01010	Adani Transmission Limited	Power	3,59,907	6,476.53	3.01%	
INE102D01028	Godrej Consumer Products Limited	Consumer Non Durables	6,69,474	6,179.91	2.87%	
INE016A01026	Dabur India Limited	Consumer Non Durables	10,32,309	6,141.72	2.85%	
INE176B01034	Havells India Limited	Consumer Durables	4,43,295	6,030.36	2.80%	
INE318A01026	Pidilite Industries Limited	Chemicals	2,69,760	5,950.50	2.76%	
INE214T01019	Larsen & Toubro Infotech Limited	Software	80,579	5,487.19	2.55%	
INE140A01024	Piramal Enterprises Limited	Finance	2,15,390	5,208.88	2.42%	
INE797F01012	Jubilant Foodworks Limited	Leisure Services	1,35,423	4,944.29	2.29%	
INE196A01026	Marico Limited	Consumer Non Durables	9,14,431	4,922.84	2.28%	
INE079A01024	Ambuja Cements Limited	Cement & Cement Products	13,00,028	4,869.90	2.26%	
INE854D01024	United Spirits Limited	Consumer Non Durables	5,27,169	4,654.64	2.16%	
INE129A01019	GAIL (India) Limited	Gas	32,21,447	4,181.44	1.94%	
INE271C01023	DLF Limited	Construction	10,95,001	4,104.06	1.90%	
INE603J01030	PI Industries Limited	Pesticides	1,42,290	4,083.01	1.90%	
INE726G01019	ICICI Prudential Life Insurance Company Limited	Insurance	6,86,435	4,070.90	1.89%	
INE121J01017	Indus Towers Limited	Telecom - Services	14,30,585	4,069.30	1.89%	
INE121A01024	Cholamandalam Investment and Finance Company Limited	Finance	6,97,025	3,837.12	1.78%	
INE326A01037	Lupin Limited	Pharmaceuticals	4,25,788	3,765.67	1.75%	
INE012A01025	ACC Limited	Cement & Cement Products	1,49,517	3,418.56	1.59%	
INE003A01024	Siemens Limited	Industrial Capital Goods	1,57,539	3,390.08	1.57%	
INE259A01022	Colgate Palmolive (India) Limited	Consumer Non Durables	2,35,830	3,382.63	1.57%	
INE094A01015	Hindustan Petroleum Corporation Limited	Petroleum Products	11,29,538	3,333.27	1.55%	
INE118A01012	Bajaj Holdings & Investment Limited	Finance	65,561	3,302.83	1.53%	
INE406A01037	Aurobindo Pharma Limited	Pharmaceuticals	4,97,669	3,285.86	1.53%	
INE545U01014	Bandhan Bank Limited	Banks	11,97,050	3,261.36	1.51%	
INE646L01027	InterGlobe Aviation Limited	Transportation	1,70,372	3,245.67	1.51%	
INE463A01038	Berger Paints (I) Limited	Consumer Non Durables	4,29,666	3,230.01	1.50%	
INE203G01027	Indraprastha Gas Limited	Gas	6,19,332	2,999.12	1.39%	
INE376G01013	Biocon Limited	Pharmaceuticals	8,07,295	2,909.49	1.35%	
INE028A01039	Bank of Baroda	Banks	32,94,238	2,824.81	1.31%	
INE018E01016	SBI Cards and Payment Services Limited	Finance	2,95,677	2,810.41	1.30%	
INE414G01012	Muthoot Finance Limited	Finance	1,91,660	2,733.45	1.27%	
INE584A01023	NMDC Limited	Minerals/Mining	20,22,395	2,686.75	1.25%	
INE685A01028	Torrent Pharmaceuticals Limited	Pharmaceuticals	86,829	2,641.38	1.23%	
INE114A01011	Steel Authority of India Limited	Ferrous Metals	25,58,113	2,559.39	1.19%	
INE749A01030	Jindal Steel & Power Limited	Ferrous Metals	7,22,015	2,480.48	1.15%	
INE127D01025	HDFC Asset Management Company Limited	Capital Markets	98,070	2,462.83	1.14%	
INE323A01026	Bosch Limited	Auto Ancillaries	15,132	2,446.62	1.14%	
INE068V01023	Gland Pharma Limited	Pharmaceuticals	64,492	2,312.26	1.07%	
INE010B01027	Cadila Healthcare Limited	Pharmaceuticals	4,52,893	2,107.08	0.98%	
INE528G01035	Yes Bank Limited	Banks	1,67,26,213	2,074.05	0.96%	
INE160A01022	Punjab National Bank	Banks	52,60,638	1,962.22	0.91%	
INE179A01014	Procter & Gamble Hygiene and Health Care Limited	Consumer Non Durables	12,325	1,853.69	0.86%	
	Subtotal			**2,15,221.52**	**99.89%**	
	(b) UNLISTED			**NIL**	**NIL**	**NIL**
	Subtotal			**NIL**	**NIL**	**NIL**
	Total			**2,15,221.52**	**99.89%**	
	Money Market Instruments					
	Triparty Repo/ Reverse Repo Instrument					
	Triparty Repo			847.73	0.39%	
	Total			**847.73**	**0.39%**	
	OTHERS					
	Cash Margin - CCIL			0.00	$0.00%	
	Total			**0.00**	**0.00%**	
	Net Current Assets			**(618.17)**	**-0.28%**	
	GRAND TOTAL			**2,15,451.08**	**100.00%**	

$ Less Than 0.01% of NAV

Details of the Equity shares have been lent under Securities Lending and Borrowing as follows:-

Name of the Instrument	Quantity
Vedanta Limited	3,05,000
Bandhan Bank Limited	90,000

SCHEME RISK-O-METER

BENCHMARK NAME - NIFTY NEXT 50 TRI

BENCHMARK RISK-O-METER

Nippon India ETF PSU Bank BeES (An Open Ended Index Exchange Traded Fund)

Index

Monthly Portfolio Statement as on November 30,2021

ISIN	Name of the Instrument	Industry / Rating	Quantity	Market/Fair Value (Rs. in Lacs)	% to NAV	YIELD
	Equity & Equity related					
	(a) Listed / awaiting listing on Stock Exchanges					
INE062A01020	State Bank of India	Banks	24,77,062	11,408.11	29.75%	
INE028A01039	Bank of Baroda	Banks	77,99,476	6,688.05	17.44%	
INE476A01014	Canara Bank	Banks	29,87,212	5,949.03	15.51%	
INE160A01022	Punjab National Bank	Banks	1,24,55,153	4,645.77	12.12%	
INE692A01016	Union Bank of India	Banks	59,34,170	2,551.69	6.65%	
INE084A01016	Bank of India	Banks	39,82,022	2,162.24	5.64%	
INE562A01011	Indian Bank	Banks	12,72,160	1,816.64	4.74%	
INE565A01014	Indian Overseas Bank	Banks	38,61,587	805.14	2.10%	
INE483A01010	Central Bank of India	Banks	31,03,512	662.60	1.73%	
INE457A01014	Bank of Maharashtra	Banks	30,93,700	593.99	1.55%	
INE168A01041	The Jammu & Kashmir Bank Limited	Banks	14,29,350	525.29	1.37%	
INE691A01018	UCO Bank	Banks	30,53,114	395.38	1.03%	
INE608A01012	Punjab & Sind Bank	Banks	6,20,942	102.46	0.27%	
	Subtotal			**38,306.39**	**99.90%**	
	(b) UNLISTED			**NIL**	**NIL**	**NIL**
	Subtotal			**NIL**	**NIL**	**NIL**
	Total			**38,306.39**	**99.90%**	
	Money Market Instruments					
	Triparty Repo/ Reverse Repo Instrument					
	Triparty Repo			484.62	1.26%	
	Total			**484.62**	**1.26%**	
	OTHERS					
	Cash Margin - CCIL			0.00	$0.00%	
	Total			**0.00**	**0.00%**	
	Net Current Assets			**(446.40)**	**-1.16%**	
	GRAND TOTAL			**38,344.61**	**100.00%**	

$ Less Than 0.01% of NAV

SCHEME RISK-O-METER

BENCHMARK NAME - NIFTY PSU BANK TRI
BENCHMARK RISK-O-METER

Nippon India ETF Gold BeES (An Open Ended Gold Exchange Traded Fund)

Index

Monthly Portfolio Statement as on November 30,2021

ISIN	Name of the Instrument	Industry / Rating	Quantity	Market/Fair Value (Rs. in Lacs)	% to NAV	YIELD
	Gold					
	GOLD 995 1KG BAR		13,156	6,32,320.17	98.54%	
	Total			**6,32,320.17**	**98.54%**	
	Money Market Instruments					
	Triparty Repo/ Reverse Repo Instrument					
	Triparty Repo			460.40	0.07%	
	Total			**460.40**	**0.07%**	
	OTHERS					
	Cash Margin - CCIL			0.00	$0.00%	
	Total			**0.00**	**0.00%**	
	Net Current Assets			**8,876.59**	**1.39%**	
	GRAND TOTAL			**6,41,657.16**	**100.00%**	

$ Less Than 0.01% of NAV

Aggregate value of investments made by other schemes of Nippon India Mutual Fund are amounting to Rs 3211.63 Lacs.

SCHEME RISK-O-METER

BENCHMARK NAME - DOMESTIC PRICE OF GOLD
BENCHMARK RISK-O-METER

Index

ISIN	Name of the Instrument	Industry / Rating	Quantity	Market/Fair Value (Rs. in Lacs)	% to NAV	YIELD
	Money Market Instruments					
	Triparty Repo/ Reverse Repo Instrument					
	Triparty Repo			4,35,643.59	99.86%	
	Total			**4,35,643.59**	**99.86%**	
	OTHERS					

Nippon India ETF Bank BeES (An Open Ended Index Exchange Traded Fund)

Index

Monthly Portfolio Statement as on November 30,2021

ISIN	Name of the Instrument	Industry / Rating	Quantity	Market/Fair Value (Rs. in Lacs)	% to NAV	YIELD
	Equity & Equity related					
	(a) Listed / awaiting listing on Stock Exchanges					
INE040A01034	HDFC Bank Limited	Banks	1,78,99,894	2,67,343.87	27.51%	
INE090A01021	ICICI Bank Limited	Banks	3,04,11,975	2,17,247.94	22.35%	
INE062A01020	State Bank of India	Banks	2,93,05,284	1,34,965.49	13.89%	
INE237A01028	Kotak Mahindra Bank Limited	Banks	64,36,710	1,26,281.81	12.99%	
INE238A01034	Axis Bank Limited	Banks	1,64,22,415	1,07,673.56	11.08%	
INE095A01012	IndusInd Bank Limited	Banks	48,52,282	42,845.65	4.41%	
INE949L01017	AU Small Finance Bank Limited	Banks	17,62,701	19,320.97	1.99%	
INE545U01014	Bandhan Bank Limited	Banks	54,35,879	14,810.05	1.52%	
INE171A01029	The Federal Bank Limited	Banks	1,60,52,227	13,933.33	1.43%	
INE092T01019	IDFC First Bank Limited	Banks	2,49,61,171	11,132.68	1.15%	
INE160A01022	Punjab National Bank	Banks	2,38,94,114	8,912.50	0.92%	
INE976G01028	RBL Bank Limited	Banks	39,98,114	7,302.56	0.75%	
	Subtotal			**9,71,770.41**	**99.99%**	
	(b) UNLISTED					
	Subtotal			**0.00**	**0.00%**	
	Total			**9,71,770.41**	**99.99%**	
	Money Market Instruments					
	Triparty Repo/ Reverse Repo Instrument					
	Triparty Repo			261.81	0.03%	
	Total			**261.81**	**0.03%**	
	OTHERS					
	Cash Margin - CCIL			0.00	$0.00%	
	Total			**0.00**	**0.00%**	
	Net Current Assets			**(66.58)**	**-0.02%**	
	GRAND TOTAL			**9,71,965.64**	**100.00%**	

For any future distribution of realised proceeds of these locked-in YES Bank shares to the underlying unitholders , following Reconstituted Portfolio was created

				Market/Fair Value (Rs. in Lacs)	
	Equity & Equity related				
	(a) Listed / awaiting listing on Stock Exchanges				
INE528G01035	Yes Bank Limited	Banks	10564365	0	0.00%
	Total			0	**0.00%**
	Net Current Assets			0	**0.00%**
	GRAND TOTAL			0	**0.00%**

$ Less Than 0.01% of NAV

Details of the Equity shares have been lent under Securities Lending and Borrowing as follows:-

Name of the Instrument	Quantity
HDFC Bank Limited	4,50,000
State Bank of India	75,000
ICICI Bank Limited	2,64,000
Bandhan Bank Limited	2,65,914

SCHEME RISK-O-METER

BENCHMARK NAME - NIFTY BANK TRI

BENCHMARK RISK-O-METER

Nippon India ETF Shariah BeES (An Open Ended Index Exchange Traded Fund)

Index

Monthly Portfolio Statement as on November 30,2021

ISIN	Name of the Instrument	Industry / Rating	Quantity	Market/Fair Value (Rs. in Lacs)	% to NAV	YIELD
	Equity & Equity related					
	(a) Listed / awaiting listing on Stock Exchanges					
INE009A01021	Infosys Limited	Software	20,890	357.77	28.19%	
INE467B01029	Tata Consultancy Services Limited	Software	5,836	205.96	16.23%	
INE030A01027	Hindustan Unilever Limited	Consumer Non Durables	5,031	116.60	9.19%	
INE021A01026	Asian Paints Limited	Consumer Non Durables	2,540	79.85	6.29%	
INE860A01027	HCL Technologies Limited	Software	6,116	69.64	5.49%	
INE669C01036	Tech Mahindra Limited	Software	3,497	53.90	4.25%	
INE481G01011	UltraTech Cement Limited	Cement & Cement Products	651	48.39	3.81%	
INE239A01016	Nestle India Limited	Consumer Non Durables	201	38.50	3.03%	
INE047A01021	Grasim Industries Limited	Cement & Cement Products	2,151	35.76	2.82%	
INE361B01024	Divi's Laboratories Limited	Pharmaceuticals	718	35.03	2.76%	
INE089A01023	Dr. Reddy's Laboratories Limited	Pharmaceuticals	684	31.98	2.52%	
INE213A01029	Oil & Natural Gas Corporation Limited	Oil	20,557	29.21	2.30%	
INE059A01026	Cipla Limited	Pharmaceuticals	2,864	27.82	2.19%	
INE192A01025	Tata Consumer Products Limited	Consumer Non Durables	3,375	26.28	2.07%	
INE216A01030	Britannia Industries Limited	Consumer Non Durables	665	23.58	1.86%	
INE628A01036	UPL Limited	Pesticides	3,100	21.13	1.67%	
INE029A01011	Bharat Petroleum Corporation Limited	Petroleum Products	5,378	19.90	1.57%	
INE522F01014	Coal India Limited	Minerals/Mining	11,807	17.95	1.41%	
INE158A01026	Hero MotoCorp Limited	Auto	732	17.93	1.41%	
	Subtotal			**1,257.18**	**99.06%**	
	(b) UNLISTED			**NIL**	**NIL**	**NIL**
	Subtotal			**NIL**	**NIL**	**NIL**
	Total			**1,257.18**	**99.06%**	
	Net Current Assets			**11.93**	**0.94%**	
	GRAND TOTAL			**1,269.11**	**100.00%**	

SCHEME RISK-O-METER

BENCHMARK NAME - NIFTY50 SHARIAH TRI
BENCHMARK RISK-O-METER

ISIN	Name of the Instrument	Industry / Rating	Quantity	Market/Fair Value (Rs. in Lacs)	% to NAV	YIELD
	Equity & Equity related					
	(a) Listed Foreign Securities/Overseas ETFs					
KYG596691041	Meituan	Internet & Direct Marketing Retail	34,532	792.00	8.44%	
KYG875721634	Tencent Holdings Ltd	Interactive Media & Services	17,798	787.94	8.40%	
HK0000069689	AIA Group Ltd	Life & Health Insurance	92,422	730.77	7.79%	
GB0005405286	HSBC HOLDINGS PLC	Diversified Banks	1,69,250	700.52	7.47%	
KYG017191142	Alibaba Group Holding Limited	Internet & Direct Marketing Retail	51,871	636.33	6.78%	
CNE1000002H1	China Construct Bk-H	Diversified Banks	8,83,215	432.37	4.61%	
HK0388045442	Hong Kong Exchanges and Clearing Ltd	Financial Exchanges & Data	9,773	404.97	4.32%	
KYG970081173	WuXi Biologics (Cayman) Inc.	Life Sciences Tools & Services	29,044	297.24	3.17%	
CNE1000003X6	Ping An Insurance Group Co Of China Ltd	Life & Health Insurance	51,382	267.63	2.85%	
KYG9830T1067	Xiaomi Corporation	Technology Hardware, Storage & Peripherals	1,33,128	247.35	2.64%	
CNE1000003G1	Industrial and Commercial Bank of China Ltd	Diversified Banks	6,02,261	239.12	2.55%	
HK0941009539	China Mobile Ltd	Wireless Telecommunication Services	50,154	225.23	2.40%	
CNE100000296	BYD Company Limited - H shares	Automobile Manufacturers	6,481	191.36	2.04%	
CNE1000002M1	China Merchan0.5(c)-o34.2(D)-26(C)-7500.2(i)-267e	d - sharBYCanrer125.1(og)-3(Lu)-25(i)-25.9(l)--8.7(e).3-o3ar31-26752.509,48183	3-7308.5(9(2.)-8.8(55%)]TJT*-.0176 Tc.009 Tw(H)-26.669013440094100953T i)-47.2(l)3(r)-37.5(C)6.2(er09 Tw(n0(b)-38.3(r)-37.-8.6(h).4(C)d)7.6(o)u(C)s(r)-37.6.2(er09 Tw(0(b)-38.e			

Nippon India ETF Infra BeES (An Open Ended Index Exchange Traded Fund)

Index

Monthly Portfolio Statement as on November 30,2021

ISIN	Name of the Instrument	Industry / Rating	Quantity	Market/Fair Value (Rs. in Lacs)	% to NAV	YIELD
	Equity & Equity related					
	(a) Listed / awaiting listing on Stock Exchanges					
INE002A01018	Reliance Industries Limited	Petroleum Products	23,528	565.94	19.14%	
INE018A01030	Larsen & Toubro Limited	Construction Project	22,502	397.10	13.43%	
INE397D01024	Bharti Airtel Limited	Telecom - Services	43,988	320.34	10.83%	
INE481G01011	UltraTech Cement Limited	Cement & Cement Products	2,150	159.83	5.40%	
INE752E01010	Power Grid Corporation of India Limited	Power	63,667	131.63	4.45%	
INE047A01021	Grasim Industries Limited	Cement & Cement Products	7,110	118.20	4.00%	
INE733E01010	NTPC Limited	Power	88,504	112.62	3.81%	
INE437A01024	Apollo Hospitals Enterprise Limited	Healthcare Services	1,874	106.59	3.60%	
INE213A01029	Oil & Natural Gas Corporation Limited	Oil	67,957	96.57	3.27%	
INE742F01042	Adani Ports and Special Economic Zone Limited	Transportation	13,692	93.63	3.17%	
INE245A01021	Tata Power Company Limited	Power	31,545	68.39	2.31%	
INE029A01011	Bharat Petroleum Corporation Limited	Petroleum Products	17,780	65.79	2.22%	
INE070A01015	Shree Cement Limited	Cement & Cement Products	248	64.73	2.19%	
INE242A01010	Indian Oil Corporation Limited	Petroleum Products	47,346	56.32	1.90%	
INE079A01024	Ambuja Cements Limited	Cement & Cement Products	13,685	51.26	1.73%	
INE129A01019	GAIL (India) Limited	Gas	33,912	44.02	1.49%	
INE484J01027	Godrej Properties Limited	Construction	2,174	43.41	1.47%	
INE271C01023	DLF Limited	Construction	11,527	43.20	1.46%	
INE121J01017	Indus Towers Limited	Telecom - Services	15,060	42.84	1.45%	
INE012A01025	ACC Limited	Cement & Cement Products	1,574	35.99	1.22%	
INE003A01024	Siemens Limited	Industrial Capital Goods	1,658	35.68	1.21%	
INE094A01015	Hindustan Petroleum Corporation Limited	Petroleum Products	11,890	35.09	1.19%	
INE646L01027	InterGlobe Aviation Limited	Transportation	1,794	34.18	1.16%	
INE787D01026	Balkrishna Industries Limited	Auto Ancillaries	1,511	32.86	1.11%	
INE208A01029	Ashok Leyland Limited	Auto	26,794	32.07	1.08%	
INE111A01025	Container Corporation of India Limited	Transportation	5,107	31.66	1.07%	
INE203G01027	Indraprastha Gas Limited	Gas	6,520	31.57	1.07%	
INE347G01014	Petronet LNG Limited	Gas	13,970	30.71	1.04%	
INE883A01011	MRF Limited	Auto Ancillaries	39	29.11	0.98%	
INE331A01037	The Ramco Cements Limited	Cement & Cement Products	2,374	22.34	0.76%	
	Subtotal			**2,933.67**	**99.21%**	
	(b) UNLISTED			**NIL**	**NIL**	**NIL**
	Subtotal			**NIL**	**NIL**	**NIL**
	Total			**2,933.67**	**99.21%**	
	Money Market Instruments					
	Triparty Repo/ Reverse Repo Instrument					
	Triparty Repo			79.39	2.68%	
	Total			**79.39**	**2.68%**	
	OTHERS					
	Cash Margin - CCIL			0.00	$0.00%	
	Total			**0.00**	**0.00%**	
	Net Current Assets			**(55.82)**	**-1.89%**	
	GRAND TOTAL			**2,957.24**	**100.00%**	

$ Less Than 0.01% of NAV

SCHEME RISK-O-METER

BENCHMARK NAME - NIFTY INFRASTRUCTURE TRI
BENCHMARK RISK-O-METER

CPSE ETF (An Open Ended Index Exchange Traded Fund)

Index

Monthly Portfolio Statement as on November 30,2021

ISIN	Name of the Instrument	Industry / Rating	Quantity	Market/Fair Value (Rs. in Lacs)	% to NAV	YIELD
	Equity & Equity related					
	(a) Listed / awaiting listing on Stock Exchanges					
INE752E01010	Power Grid Corporation of India Limited	Power	17,41,88,498	3,60,134.72	22.76%	
INE213A01029	Oil & Natural Gas Corporation Limited	Oil	21,89,79,734	3,11,170.20	19.67%	
INE733E01010	NTPC Limited	Power	24,16,80,452	3,07,538.38	19.44%	
INE522F01014	Coal India Limited	Minerals/Mining	13,16,46,017	2,00,101.95	12.65%	
INE263A01024	Bharat Electronics Limited	Aerospace & Defense	7,50,12,661	1,52,838.30	9.66%	
INE584A01023	NMDC Limited	Minerals/Mining	7,18,08,838	95,398.04	6.03%	
INE848E01016	NHPC Limited	Power	16,40,89,452	51,031.82	3.23%	
INE274J01014	Oil India Limited	Oil	2,24,83,272	47,585.85	3.01%	
INE095N01031	NBCC (India) Limited	Construction	4,29,74,574	17,318.75	1.09%	
INE002L01015	SJVN Limited	Power	3,20,97,322	8,939.10	0.57%	
INE589A01014	NLC India Limited	Power	1,39,39,194	7,980.19	0.50%	
INE704P01017	Cochin Shipyard Limited	Industrial Capital Goods	22,31,466	7,576.94	0.48%	
	Subtotal			**15,67,614.24**	**99.09%**	
	(b) UNLISTED			**NIL**	**NIL**	**NIL**
	Subtotal			**NIL**	**NIL**	**NIL**
	Total			**15,67,614.24**	**99.09%**	
	Money Market Instruments					
	Triparty Repo/ Reverse Repo Instrument					
	Triparty Repo			1,914.00	0.12%	
	Total			**1,914.00**	**0.12%**	
	OTHERS					
	Cash Margin - CCIL			0.00	$0.00%	
	Total			**0.00**	**0.00%**	
	Net Current Assets			**12,516.70**	**0.79%**	
	GRAND TOTAL			**15,82,044.94**	**100.00%**	

$ Less Than 0.01% of NAV

SCHEME RISK-O-METER

BENCHMARK NAME - NIFTY CPSE TRI
BENCHMARK RISK-O-METER

NIPPON INDIA FIXED HORIZON FUND - XXXX - SERIES 4 (A Close Ended Income Scheme)

Index

Monthly Portfolio Statement as on November 30,2021

ISIN	Name of the Instrument	Industry / Rating	Quantity	Market/Fair Value (Rs. in Lacs)	% to NAV	YIELD
	Debt Instruments					
	(a) Listed / awaiting listing on Stock Exchange					
	Government Securities					
IN0020060037	8.2% Government of India	SOVEREIGN	1,10,000	111.02	1.98%	3.51%
	Non Convertible Debentures					
INE031A08640	8.4% Housing & Urban Development Corporation Limited **	ICRA AAA	51	517.82	9.25%	4.10%
INE018A08AR3	7.87% Larsen & Toubro Limited **	CRISIL AAA	50	506.42	9.05%	4.21%
INE261F08AI7	8.6% National Bank For Agriculture and Rural Development	CRISIL AAA	50	503.94	9.00%	3.60%
INE752E07MF1	8.2% Power Grid Corporation of India Limited **	CRISIL AAA	43	432.68	7.73%	3.56%
INE020B08BD5	8.83% REC Limited **	CRISIL AAA	25	251.70	4.50%	3.66%
INE020B08922	8.27% REC Limited **	CARE AAA	21	212.40	3.79%	3.80%
INE514E08AQ5	9% Export Import Bank of India **	CRISIL AAA	19	191.81	3.43%	3.59%
INE001A07RS3	8.58% Housing Development Finance Corporation Limited **	CRISIL AAA	16	162.11	2.90%	3.80%
INE906B07FE6	7.17% National Highways Auth Of Ind	CRISIL AAA	13	130.27	2.33%	3.45%
INE906B07FG1	7.6% National Highways Auth Of Ind **	CRISIL AAA	11	111.18	1.99%	3.70%
INE002A08575	8.3% Reliance Industries Limited **	CRISIL AAA	4	40.45	0.72%	3.82%
	Zero Coupon Bonds					
INE296A07QQ5	Bajaj Finance Limited **	CRISIL AAA	50	660.98	11.81%	4.58%
INE756I07CI8	HDB Financial Services Limited **	CRISIL AAA	50	660.52	11.80%	4.66%
INE115A07NM3	LIC Housing Finance Limited **	CRISIL AAA	50	657.72	11.75%	3.76%
INE660A07PW2	Sundaram Finance Limited **	CRISIL AAA	10	98.75	1.76%	4.05%
	Subtotal			**5,249.77**	**93.79%**	
	(b) Privately placed / Unlisted			**NIL**	**NIL**	**NIL**
	Subtotal			**NIL**	**NIL**	**NIL**
	(c) Securitised Debt					
	Subtotal			**NIL**	**NIL**	
	Total			**5,249.77**	**93.79%**	
	Money Market Instruments					
	Certificate of Deposit					
INE261F16595	National Bank For Agriculture and Rural Development **	ICRA A1+	120	119.07	2.13%	3.60%
	Triparty Repo/ Reverse Repo Instrument					
	Triparty Repo			26.63	0.48%	
	Total			**145.70**	**2.61%**	
	Net Current Assets			**201.94**	**3.60%**	
	GRAND TOTAL			**5,597.41**	**100.00%**	

**** Non Traded Securities/Illiquid Securities**

SCHEME RISK-O-METER

BENCHMARK NAME - CRISIL COMPOSITE BOND FUND INDEX
BENCHMARK RISK-O-METER

NIPPON INDIA FIXED HORIZON FUND - XXXX - SERIES 5 (A Close Ended Income Scheme)

Index

Monthly Portfolio Statement as on November 30,2021

ISIN	Name of the Instrument	Industry / Rating	Quantity	Market/Fair Value (Rs. in Lacs)	% to NAV	YIELD
	Debt Instruments					
	(a) Listed / awaiting listing on Stock Exchange					
	Non Convertible Debentures					
INE031A08640	8.4% Housing & Urban Development Corporation Limited **	ICRA AAA	130	1,319.94	9.30%	4.10%
INE752E07MF1	8.2% Power Grid Corporation of India Limited **	CRISIL AAA	130	1,308.09	9.22%	3.56%
INE261F08AI7	8.6% National Bank For Agriculture and Rural Development	CRISIL AAA	129	1,300.16	9.16%	3.60%
INE018A08AR3	7.87% Larsen & Toubro Limited **	CRISIL AAA	128	1,296.43	9.13%	4.21%
INE906B07FG1	7.6% National Highways Auth Of Ind **	CRISIL AAA	111	1,121.92	7.91%	3.70%
INE002A08575	8.3% Reliance Industries Limited **	CRISIL AAA	56	566.26	3.99%	3.82%
INE556F08JK7	7.95% Small Industries Dev Bank of India **	ICRA AAA	47	476.80	3.36%	4.08%
INE514E08AQ5	9% Export Import Bank of India **	CRISIL AAA	25	252.38	1.78%	3.59%
INE020B08922	8.27% REC Limited **	CARE AAA	13	131.48	0.93%	3.80%
INE861G08035	9.95% Food Corporation Of India	CRISIL AAA(CE)	11	111.71	0.79%	3.70%
INE134E08JW1	8.18% Power Finance Corporation Limited **	CRISIL AAA	11	111.35	0.78%	3.78%
INE752E07OD2	7.2% Power Grid Corporation of India Limited	CRISIL AAA	4	40.08	0.28%	3.40%
	Zero Coupon Bonds					
INE756I07CI8	HDB Financial Services Limited **	CRISIL AAA	130	1,717.35	12.10%	4.66%
INE296A07QQ5	Bajaj Finance Limited **	CRISIL AAA	129	1,705.32	12.02%	4.58%
INE115A07NM3	LIC Housing Finance Limited **	CRISIL AAA	128	1,683.76	11.86%	3.76%
	Subtotal			**13,143.03**	**92.61%**	
	(b) Privately placed / Unlisted			**NIL**	**NIL**	**NIL**
	Subtotal			**NIL**	**NIL**	**NIL**
	(c) Securitised Debt					
	Subtotal			**NIL**	**NIL**	
	Total			**13,143.03**	**92.61%**	
	Money Market Instruments					
	Certificate of Deposit					
INE261F16595	National Bank For Agriculture and Rural Development **	ICRA A1+	240	238.14	1.68%	3.60%
INE556F16861	Small Industries Dev Bank of India **	CARE A1+	130	128.51	0.91%	3.70%
	Triparty Repo/ Reverse Repo Instrument					
	Triparty Repo			175.28	1.24%	
	Total			**541.93**	**3.83%**	
	Net Current Assets			**507.11**	**3.56%**	
	GRAND TOTAL			**14,192.07**	**100.00%**	

**** Non Traded Securities/Illiquid Securities**

SCHEME RISK-O-METER

BENCHMARK NAME - CRISIL COMPOSITE BOND FUND INDEX
BENCHMARK RISK-O-METER

NIPPON INDIA FIXED HORIZON FUND - XXXX - SERIES 6 (A Close Ended Income Scheme)

Index

Monthly Portfolio Statement as on November 30,2021

ISIN	Name of the Instrument	Industry / Rating	Quantity	Market/Fair Value (Rs. in Lacs)	% to NAV	YIELD
	Debt Instruments					
	(a) Listed / awaiting listing on Stock Exchange					
	Government Securities					
IN162015014 5	8.21% State Government Securities	SOVEREIGN	2,40,000	243.47	5.03%	3.76%
	Non Convertible Debentures					
INE018A08AR3	7.87% Larsen & Toubro Limited **	CRISIL AAA	44	445.65	9.20%	4.21%
INE261F08AI7	8.6% National Bank For Agriculture and Rural Development	CRISIL AAA	44	443.47	9.15%	3.60%
INE031A08640	8.4% Housing & Urban Development Corporation Limited **	ICRA AAA	40	406.14	8.38%	4.10%
INE514E08AQ5	9% Export Import Bank of India **	CRISIL AAA	40	403.81	8.34%	3.59%
INE906B07FG1	7.6% National Highways Auth Of Ind **	CRISIL AAA	31	313.33	6.47%	3.70%
INE002A08575	8.3% Reliance Industries Limited **	CRISIL AAA	15	151.68	3.13%	3.82%
INE556F08JI1	8.81% Small Industries Dev Bank of India **	CARE AAA	15	151.12	3.12%	3.56%
INE906B07FE6	7.17% National Highways Auth Of Ind	CRISIL AAA	5	50.10	1.03%	3.45%
INE134E08JW1	8.18% Power Finance Corporation Limited **	CRISIL AAA	2	20.25	0.42%	3.78%
INE752E07MF1	8.2% Power Grid Corporation of India Limited **	CRISIL AAA	2	20.12	0.42%	3.56%
	Zero Coupon Bonds					
INE296A07QQ5	Bajaj Finance Limited **	CRISIL AAA	44	581.66	12.01%	4.58%
INE756I07CI8	HDB Financial Services Limited **	CRISIL AAA	44	581.26	12.00%	4.66%
INE115A07NM3	LIC Housing Finance Limited **	CRISIL AAA	44	578.79	11.95%	3.76%
INE660A07PW2	Sundaram Finance Limited **	CRISIL AAA	8	79.00	1.63%	4.05%
	Subtotal			**4,469.85**	**92.28%**	
	(b) Privately placed / Unlisted			**NIL**	**NIL**	**NIL**
	Subtotal			**NIL**	**NIL**	**NIL**
	(c) Securitised Debt					
	Subtotal			**NIL**	**NIL**	
	Total			**4,469.85**	**92.28%**	
	Money Market Instruments					
	Certificate of Deposit					
INE261F16595	National Bank For Agriculture and Rural Development **	ICRA A1+	100	99.23	2.05%	3.60%
INE556F16861	Small Industries Dev Bank of India **	CARE A1+	100	98.86	2.04%	3.70%
	Triparty Repo/ Reverse Repo Instrument					
	Triparty Repo			16.47	0.34%	
	Total			**214.56**	**4.43%**	
	Net Current Assets			**159.59**	**3.29%**	
	GRAND TOTAL			**4,844.00**	**100.00%**	

**** Non Traded Securities/Illiquid Securities**

SCHEME RISK-O-METER

BENCHMARK NAME - CRISIL COMPOSITE BOND FUND INDEX
BENCHMARK RISK-O-METER

NIPPON INDIA FIXED HORIZON FUND - XXXX - SERIES 7 (A Close Ended Income Scheme)

Index

Monthly Portfolio Statement as on November 30,2021

ISIN	Name of the Instrument	Industry / Rating	Quantity	Market/Fair Value (Rs. in Lacs)	% to NAV	YIELD
	Debt Instruments					
	(a) Listed / awaiting listing on Stock Exchange					
	Government Securities					
IN162015014S	8.21% State Government Securities	SOVEREIGN	8,10,000	821.70	5.81%	3.76%
IN292015031 4	8.39% State Government Securities	SOVEREIGN	40,000	40.52	0.29%	3.79%
	Non Convertible Debentures					
INE031A08657	8.23% Housing & Urban Development Corporation Limited **	ICRA AAA	132	1,339.91	9.48%	4.10%
INE261F08AI7	8.6% National Bank For Agriculture and Rural Development	CRISIL AAA	130	1,310.24	9.27%	3.60%
INE018A08AR3	7.87% Larsen & Toubro Limited **	CRISIL AAA	123	1,245.79	8.81%	4.21%
INE752E07NO1	8.13% Power Grid Corporation of India Limited **	CRISIL AAA	100	1,015.08	7.18%	4.07%
INE002A08575	8.3% Reliance Industries Limited **	CRISIL AAA	78	788.72	5.58%	3.82%
INE134E08JW1	8.18% Power Finance Corporation Limited **	CRISIL AAA	43	435.27	3.08%	3.78%
INE752E07MF1	8.2% Power Grid Corporation of India Limited **	CRISIL AAA	41	412.55	2.92%	3.56%
INE556F08JK7	7.95% Small Industries Dev Bank of India **	ICRA AAA	38	385.50	2.73%	4.08%
INE906B07FG1	7.6% National Highways Auth Of Ind **	CRISIL AAA	30	303.22	2.15%	3.70%
INE514E08AQ5	9% Export Import Bank of India **	CRISIL AAA	19	191.81	1.36%	3.59%
INE906B07FE6	7.17% National Highways Auth Of Ind	CRISIL AAA	17	170.36	1.21%	3.45%
INE848E07427	8.78% NHPC Limited **	ICRA AAA	160	161.55	1.14%	3.60%
INE020B08922	8.27% REC Limited **	CARE AAA	14	141.60	1.00%	3.80%
INE861G08035	9.95% Food Corporation Of India	CRISIL AAA(CE)	2	20.31	0.14%	3.70%
	Zero Coupon Bonds					
INE296A07QQ5	Bajaj Finance Limited **	CRISIL AAA	129	1,705.32	12.07%	4.58%
INE756I07CI8	HDB Financial Services Limited **	CRISIL AAA	129	1,704.14	12.06%	4.66%
INE115A07NM3	LIC Housing Finance Limited **	CRISIL AAA	77	1,012.88	7.17%	3.76%
	Subtotal			**13,206.47**	**93.45%**	
	(b) Privately placed / Unlisted			**NIL**	**NIL**	**NIL**
	Subtotal			**NIL**	**NIL**	**NIL**
	(c) Securitised Debt					
	Subtotal			**NIL**	**NIL**	
	Total			**13,206.47**	**93.45%**	
	Money Market Instruments					
	Certificate of Deposit					
INE261F16595	National Bank For Agriculture and Rural Development **	ICRA A1+	240	238.14	1.68%	3.60%
INE556F16861	Small Industries Dev Bank of India **	CARE A1+	110	108.74	0.77%	3.70%
INE095A16L30	Induslnd Bank Limited **	CRISIL A1+	50	49.56	0.35%	3.67%
	Triparty Repo/ Reverse Repo Instrument					
	Triparty Repo			39.49	0.28%	
	Total			**435.93**	**3.08%**	
	Net Current Assets			**491.78**	**3.47%**	
	GRAND TOTAL			**14,134.18**	**100.00%**	

**** Non Traded Securities/Illiquid Securities**

SCHEME RISK-O-METER

BENCHMARK NAME - CRISIL COMPOSITE BOND FUND INDEX
BENCHMARK RISK-O-METER

Index

ISIN	Name of the Instrument	Industry / Rating	Quantity	Market/Fair Value (Rs. in Lacs)	% to NAV	YIELD
	Debt Instruments					
	(a) Listed / awaiting listing on Stock Exchange					
	Non Convertible Debentures					
INE607M08048	8.45% Tata Power Renewable Energy Limited **	CARE AA(CE)	75	761.57	10.29%	4.94%
INE201P07169	9.68% G R Infraprojects Limited **	CRISIL AA	73	741.89	10.03%	5.91%
INE205A07204	7.5% Vedanta Limited **	CRISIL AA-	55	551.78	7.46%	6.26%
INE148I07JN3	9.08% Indiabulls Housing Finance Limited **	CRISIL AA	50	499.74	6.75%	9.39%
INE296N08022	8% Walwhan Renewable Energy Limited **	CARE AA(CE)	38	382.07	5.16%	4.42%
INE582L07203	9% Tata Housing Development Company Limited **	CARE AA	23	232.95	3.15%	4.65%
INE669E08284	8.04% Vodafone Idea Limited **#	CARE B-	79	193.93	2.62%	
INE081A08181	2% Tata Steel Limited **	CARE AA+	10	182.61	2.47%	4.45%
INE540P07293	10.15% U.P. Power Corporation Limited **	CRISIL AA(CE)	72	180.83	2.44%	6.69%
INE205A07162	8.9% Vedanta Limited **	CRISIL AA-	11	110.06	1.49%	5.89%
INE556F08JI1	8.81% Small Industries Dev Bank of India **	CARE AAA	6	60.45	0.82%	3.56%
	Zero Coupon Bonds					
INE587O07271	Altico Capital India Limited **#	FITCH D	73	0.00	$0.00%	
	Subtotal			**3,897.88**	**52.68%**	
	(b) Privately placed / Unlisted			**NIL**	**NIL**	**NIL**
	Subtotal			**NIL**	**NIL**	**NIL**
	(c) Securitised Debt					
	Subtotal			**NIL**	**NIL**	
	Total			**3,897.88**	**52.68%**	
	Money Market Instruments					
	Certificate of Deposit					
INE095A16L30	IndusInd Bank Limited **	CRISIL A1+	580	574.86	7.77%	3.67%
INE556F16861	Small Industries Dev Bank of India **	CARE A1+	300	296.57	4.01%	3.70%
INE238A162W8	Axis Bank Limited **	CRISIL A1+	260	255.39	3.45%	4.09%
	Triparty Repo/ Reverse Repo Instrument					
	Triparty Repo			2,194.56	29.66%	
	Total			**3,321.38**	**44.89%**	
	Net Current Assets			**179.60**	**2.43%**	
	GRAND TOTAL			**7,398.86**	**100.00%**	

**** Non Traded Securities/Illiquid Securities**
$ Less Than 0.01% of NAV
 # Securities classified as below investment grade or default

BENCHMARK

Nippon India Overnight Fund (An open-ended debt scheme investing in overnight securities)

Index

Monthly Portfolio Statement as on November 30,2021

ISIN	Name of the Instrument	Industry / Rating	Quantity	Market/Fair Value (Rs. in Lacs)	% to NAV	YIELD
	Money Market Instruments					
	Triparty Repo/ Reverse Repo Instrument					
	Reverse Repo			6,92,637.74	86.63%	
	Triparty Repo			1,02,694.89	12.84%	
	Total			**7,95,332.63**	**99.47%**	
	OTHERS					
	Cash Margin - CCIL			4,425.98	0.55%	
	Total			**4,425.98**	**0.55%**	
	Net Current Assets			**(189.81)**	**-0.02%**	
	GRAND TOTAL			**7,99,568.80**	**100.00%**	

SCHEME RISK-O-METER

BENCHMARK NAME - CRISIL OVERNIGHT INDEX
BENCHMARK RISK-O-METER

NIPPON INDIA FIXED HORIZON FUND - XXXX - SERIES 11 (A Close Ended Income Scheme)

Index

Monthly Portfolio Statement as on November 30,2021

ISIN	Name of the Instrument	Industry / Rating	Quantity	Market/Fair Value (Rs. in Lacs)	% to NAV	YIELD
	Debt Instruments					
	(a) Listed / awaiting listing on Stock Exchange					
	Non Convertible Debentures					
INE115A07NS0	8.69% LIC Housing Finance Limited **	CRISIL AAA	26	264.29	9.55%	4.27%
INE031A08657	8.23% Housing & Urban Development Corporation Limited **	ICRA AAA	25	253.77	9.17%	4.10%
INE018A08AR3	7.87% Larsen & Toubro Limited **	CRISIL AAA	25	253.21	9.15%	4.21%
INE261F08AI7	8.6% National Bank For Agriculture and Rural Development	CRISIL AAA	25	251.97	9.11%	3.60%
INE848E07427	8.78% NHPC Limited **	ICRA AAA	220	222.13	8.03%	3.60%
INE906B07FG1	7.6% National Highways Auth Of Ind **	CRISIL AAA	16	161.72	5.85%	3.70%
INE752E07MF1	8.2% Power Grid Corporation of India Limited **	CRISIL AAA	15	150.93	5.46%	3.56%
INE020B08922	8.27% REC Limited **	CARE AAA	13	131.48	4.75%	3.80%
INE001A07RS3	8.58% Housing Development Finance Corporation Limited **	CRISIL AAA	10	101.32	3.66%	3.80%
INE906B07FE6	7.17% National Highways Auth Of Ind	CRISIL AAA	3	30.06	1.09%	3.45%
INE002A08575	8.3% Reliance Industries Limited **	CRISIL AAA	1	10.11	0.37%	3.82%
	Zero Coupon Bonds					
INE296A07QQ5	Bajaj Finance Limited **	CRISIL AAA	25	330.49	11.95%	4.58%
INE756I07CI8	HDB Financial Services Limited **	CRISIL AAA	25	330.26	11.94%	4.66%
	Subtotal			**2,491.74**	**90.08%**	
	(b) Privately placed / Unlisted			**NIL**	**NIL**	**NIL**
	Subtotal			**NIL**	**NIL**	**NIL**
	(c) Securitised Debt					
	Subtotal			**NIL**	**NIL**	
	Total			**2,491.74**	**90.08%**	
	Money Market Instruments					
	Certificate of Deposit					
INE261F16595	National Bank For Agriculture and Rural Development **	ICRA A1+	50	49.61	1.79%	3.60%
INE095A16L30	Indusind Bank Limited **	CRISIL A1+	50	49.56	1.79%	3.67%
	Triparty Repo/ Reverse Repo Instrument					
	Triparty Repo			58.39	2.11%	
	Total			**157.56**	**5.69%**	
	Net Current Assets			**117.36**	**4.23%**	
	GRAND TOTAL			**2,766.66**	**100.00%**	

**** Non Traded Securities/Illiquid Securities**

SCHEME RISK-O-METER

BENCHMARK NAME - CRISIL COMPOSITE BOND FUND INDEX
BENCHMARK RISK-O-METER

NIPPON INDIA FIXED HORIZON FUND - XXXX - SERIES 12 (A Close Ended Income Scheme)

Index

Monthly Portfolio Statement as on November 30,2021

ISIN	Name of the Instrument	Industry / Rating	Quantity	Market/Fair Value (Rs. in Lacs)	% to NAV	YIELD
	Debt Instruments					
	(a) Listed / awaiting listing on Stock Exchange					
	Non Convertible Debentures					
INE115A07NS0	8.69% LIC Housing Finance Limited **	CRISIL AAA	63	640.38	10.27%	4.27%
INE205A07204	7.5% Vedanta Limited **	CRISIL AA-	58	581.88	9.33%	6.26%
INE607M08048	8.45% Tata Power Renewable Energy Limited **	CARE AA(CE)	53	538.17	8.63%	4.94%
INE201P07169	9.68% G R Infraprojects Limited **	CRISIL AA	51	518.30	8.31%	5.91%
INE582L07203	9% Tata Housing Development Company Limited **	CARE AA	36	364.62	5.85%	4.65%
INE296N08022	8% Walwhan Renewable Energy Limited **	CARE AA(CE)	26	261.42	4.19%	4.42%
INE020B08BF0	8.45% REC Limited **	CRISIL AAA	18	182.48	2.93%	3.80%
INE540P07129	8.48% U.P. Power Corporation Limited **	FITCH AA(CE)	32	160.61	2.58%	6.35%
INE669E08284	8.04% Vodafone Idea Limited **#	CARE B-	56	137.47	2.20%	
INE540P07293	10.15% U.P. Power Corporation Limited **	CRISIL A+(CE)	20	50.23	0.81%	6.69%
INE556F08JI1	8.81% Small Industries Dev Bank of India **	CARE AAA	2	20.15	0.32%	3.56%
	Subtotal			**3,455.71**	**55.42%**	
	(b) Privately placed / Unlisted			**NIL**	**NIL**	**NIL**
	Subtotal			**NIL**	**NIL**	**NIL**
	(c) Securitised Debt					
	Subtotal			**NIL**	**NIL**	
	Total			**3,455.71**	**55.42%**	
	Money Market Instruments					
	Certificate of Deposit					
INE095A16L30	IndusInd Bank Limited **	CRISIL A1+	410	406.36	6.52%	3.67%
INE556F16861	Small Industries Dev Bank of India **	CARE A1+	200	197.72	3.17%	3.70%
INE238A162W8	Axis Bank Limited **	CRISIL A1+	130	127.70	2.05%	4.09%
	Triparty Repo/ Reverse Repo Instrument					
	Triparty Repo			1,891.44	30.33%	
	Total			**2,623.22**	**42.07%**	
	Net Current Assets			**156.38**	**2.51%**	
	GRAND TOTAL			**6,235.31**	**100.00%**	

**** Non Traded Securities/Illiquid Securities**
 # Securities classified as below investment grade or default

SCHEME RISK-O-METER

BENCHMARK NAME - CRISIL COMPOSITE BOND FUND INDEX
BENCHMARK RISK-O-METER

Index

ISIN	Name of the Instrument	Industry / Rating	Quantity	Market/Fair Value (Rs. in Lacs)	% to NAV	YIELD

NIPPON INDIA FIXED HORIZON FUND - XXXX - SERIES 15 (A Close Ended Income Scheme)

Index

Monthly Portfolio Statement as on November 30,2021

ISIN	Name of the Instrument	Industry / Rating	Quantity	Market/Fair Value (Rs. in Lacs)	% to NAV	YIELD
	Debt Instruments					
	(a) Listed / awaiting listing on Stock Exchange					
	Non Convertible Debentures					
INE031A08657	8.23% Housing & Urban Development Corporation Limited **	ICRA AAA	49	497.39	9.58%	4.10%
INE020B08BF0	8.45% REC Limited **	CRISIL AAA	48	486.62	9.37%	3.80%
INE261F08AI7	8.6% National Bank For Agriculture and Rural Development	CRISIL AAA	48	483.78	9.32%	3.60%
INE861G08035	9.95% Food Corporation Of India	CRISIL AAA(CE)	39	396.07	7.63%	3.70%
INE752E07MF1	8.2% Power Grid Corporation of India Limited **	CRISIL AAA	28	281.74	5.43%	3.56%
INE906B07FE6	7.17% National Highways Auth Of Ind	CRISIL AAA	26	260.55	5.02%	3.45%
INE001A07RS3	8.58% Housing Development Finance Corporation Limited **	CRISIL AAA	12	121.58	2.34%	3.80%
INE002A08575	8.3% Reliance Industries Limited **	CRISIL AAA	3	30.34	0.58%	3.82%
INE752E07OD2	7.2% Power Grid Corporation of India Limited	CRISIL AAA	3	30.06	0.58%	3.40%
	Zero Coupon Bonds					
INE756I07CI8	HDB Financial Services Limited **	CRISIL AAA	48	634.10	12.22%	4.66%
INE115A07NM3	LIC Housing Finance Limited **	CRISIL AAA	48	631.41	12.16%	3.76%
INE660A07PW2	Sundaram Finance Limited **	CRISIL AAA	45	444.38	8.56%	4.05%
INE296A07QQ5	Bajaj Finance Limited **	CRISIL AAA	21	277.61	5.35%	4.58%
	Subtotal			**4,575.63**	**88.14%**	
	(b) Privately placed / Unlisted			**NIL**	**NIL**	**NIL**
	Subtotal			**NIL**	**NIL**	**NIL**
	(c) Securitised Debt					
	Subtotal			**NIL**	**NIL**	
	Total			**4,575.63**	**88.14%**	
	Money Market Instruments					
	Certificate of Deposit					
INE095A16L30	Induslnd Bank Limited **	CRISIL A1+	260	257.69	4.96%	3.67%
INE261F16595	National Bank For Agriculture and Rural Development **	ICRA A1+	100	99.23	1.91%	3.60%
	Triparty Repo/ Reverse Repo Instrument					
	Triparty Repo			102.05	1.97%	
	Total			**458.97**	**8.84%**	
	Net Current Assets			**156.33**	**3.02%**	
	GRAND TOTAL			**5,190.93**	**100.00%**	

**** Non Traded Securities/Illiquid Securities**

SCHEME RISK-O-METER

BENCHMARK NAME - CRISIL COMPOSITE BOND FUND INDEX
BENCHMARK RISK-O-METER

NIPPON INDIA FIXED HORIZON FUND - XXXX - SERIES 16 (A Close Ended Income Scheme)

Index

Monthly Portfolio Statement as on November 30,2021

ISIN	Name of the Instrument	Industry / Rating	Quantity	Market/Fair Value (Rs. in Lacs)	% to NAV	YIELD
	Debt Instruments					
	(a) Listed / awaiting listing on Stock Exchange					
	Non Convertible Debentures					
INE020B08BF0	8.45% REC Limited **	CRISIL AAA	30	304.14	9.19%	3.80%
INE201P07169	9.68% G R Infraprojects Limited **	CRISIL AA	26	264.23	7.99%	5.91%
INE607M08048	8.45% Tata Power Renewable Energy Limited **	CARE AA(CE)	26	264.01	7.98%	4.94%
INE651J07648	10% JM Financial Credit Solution Limited **	ICRA AA	26,000	263.86	7.97%	7.19%
INE148I07JN3	9.08% Indiabulls Housing Finance Limited **	CRISIL AA	26	259.86	7.85%	9.39%
INE582L07203	9% Tata Housing Development Company Limited **	CARE AA	21	212.69	6.43%	4.65%
INE514E08BA7	9.1% Export Import Bank of India **	CRISIL AAA	20	205.04	6.20%	4.13%
INE296N08022	8% Walwhan Renewable Energy Limited **	CARE AA(CE)	17	170.93	5.17%	4.42%
INE540P07129	8.48% U.P. Power Corporation Limited **	FITCH AA(CE)	26	130.49	3.94%	6.35%
INE205A07204	7.5% Vedanta Limited **	CRISIL AA-	7	70.23	2.12%	6.26%
INE669E08284	8.04% Vodafone Idea Limited **#	CARE B-	28	68.73	2.08%	
INE020B08922	8.27% REC Limited **	CARE AAA	1	10.11	0.31%	3.80%
	Subtotal			**2,224.32**	**67.23%**	
	(b) Privately placed / Unlisted			**NIL**	**NIL**	**NIL**
	Subtotal			**NIL**	**NIL**	**NIL**
	(c) Securitised Debt					
	Subtotal			**NIL**	**NIL**	
	Total			**2,224.32**	**67.23%**	
	Money Market Instruments					
	Certificate of Deposit					
INE095A16L30	IndusInd Bank Limited **	CRISIL A1+	220	218.05	6.59%	3.67%
	Triparty Repo/ Reverse Repo Instrument					
	Triparty Repo			758.39	22.92%	
	Total			**976.44**	**29.51%**	
	Net Current Assets			**107.93**	**3.26%**	
	GRAND TOTAL			**3,308.69**	**100.00%**	

**** Non Traded Securities/Illiquid Securities**
 # Securities classified as below investment grade or default

SCHEME RISK-O-METER

BENCHMARK NAME - CRISIL COMPOSITE BOND FUND INDEX
BENCHMARK RISK-O-METER

Nippon India ETF Nifty Midcap 150 (An Open Ended Index Exchange Traded Fund)

Index

Monthly Portfolio Statement as on November 30,2021

ISIN	Name of the Instrument	Industry / Rating	Quantity	Market/Fair Value (Rs. in Lacs)	% to NAV	YIELD
	Equity & Equity related					
	(a) Listed / awaiting listing on Stock Exchanges					
INE399L01023	Adani Total Gas Limited	Gas	71,402	1,142.32	2.55%	
INE245A01021	Tata Power Company Limited	Power	4,39,792	953.47	2.13%	
INE256A01028	Zee Entertainment Enterprises Limited	Entertainment	2,39,458	776.56	1.74%	
INE647A01010	SRF Limited	Chemicals	37,694	756.09	1.69%	
INE721A01013	Shriram Transport Finance Company Limited	Finance	52,350	736.41	1.65%	
INE226A01021	Voltas Limited	Consumer Durables	60,149	722.39	1.62%	
INE018I01017	MindTree Limited	Software	16,688	722.35	1.62%	
INE299U01018	Crompton Greaves Consumer Electricals Limited	Consumer Durables	1,53,304	687.19	1.54%	
INE263A01024	Bharat Electronics Limited	Aerospace & Defense	3,10,051	631.73	1.41%	
INE949L01017	AU Small Finance Bank Limited	Banks	56,918	623.88	1.39%	
INE356A01018	MphasiS Limited	Software	21,401	619.59	1.39%	
INE484J01027	Godrej Properties Limited	Construction	30,320	605.40	1.35%	
INE849A01020	Trent Limited	Retailing	58,159	589.96	1.32%	
INE761H01022	Page Industries Limited	Textile Products	1,506	578.17	1.29%	
INE335Y01020	Indian Railway Catering And Tourism Corporation Limited	Transportation	68,558	545.14	1.22%	
INE262H01013	Persistent Systems Limited	Software	13,099	542.14	1.21%	
INE180A01020	Max Financial Services Limited	Insurance	56,462	530.88	1.19%	
INE947Q01028	Laurus Labs Limited	Pharmaceuticals	1,01,725	517.42	1.16%	
INE670A01012	Tata Elxsi Limited	Software	8,895	514.28	1.15%	
INE006I01046	Astral Limited	Industrial Products	22,958	504.55	1.13%	
INE769A01020	Aarti Industries Limited	Chemicals	51,776	485.30	1.09%	
INE935N01020	Dixon Technologies (India) Limited	Consumer Durables	9,291	473.91	1.06%	
INE465A01025	Bharat Forge Limited	Industrial Products	66,500	461.28	1.03%	
INE787D01026	Balkrishna Industries Limited	Auto Ancillaries	21,085	458.55	1.03%	
INE171A01029	The Federal Bank Limited	Banks	5,18,677	450.21	1.01%	
INE208A01029	Ashok Leyland Limited	Auto	3,73,539	447.13	1.00%	
INE111A01025	Container Corporation of India Limited	Transportation	71,202	441.45	0.99%	
INE540L01014	Alkem Laboratories Limited	Pharmaceuticals	12,109	435.13	0.97%	
INE347G01014	Petronet LNG Limited	Gas	1,94,767	428.20	0.96%	
INE974X01010	Tube Investments of India Limited	Auto Ancillaries	25,538	414.37	0.93%	
INE288B01029	Deepak Nitrite Limited	Chemicals	19,127	405.38	0.91%	
INE883A01011	MRF Limited	Auto Ancillaries	540	403.01	0.90%	
INE00R701025	Dalmia Bharat Limited	Cement & Cement Products	21,381	400.55	0.90%	
INE660A01013	Sundaram Finance Limited	Finance	17,600	398.11	0.89%	
INE494B01023	TVS Motor Company Limited	Auto	57,986	398.07	0.89%	
INE151A01013	Tata Communications Limited	Telecom - Services	30,345	394.26	0.88%	
INE061F01013	Fortis Healthcare Limited	Healthcare Services	1,35,278	379.86	0.85%	
INE010V01017	L&T Technology Services Limited	Software	7,102	374.94	0.84%	
INE571A01020	IPCA Laboratories Limited	Pharmaceuticals	17,789	373.60	0.84%	
INE100A01010	Atul Limited	Chemicals	4,226	367.91	0.82%	
INE591G01017	Coforge Limited	Software	6,767	367.56	0.82%	
INE195A01028	Supreme Industries Limited	Industrial Products	16,824	364.82	0.82%	
INE092T01019	IDFC First Bank Limited	Banks	8,06,503	359.70	0.80%	
INE092A01019	Tata Chemicals Limited	Chemicals	41,018	357.78	0.80%	
INE134E01011	Power Finance Corporation Limited	Finance	3,01,664	350.84	0.78%	
INE476A01014	Canara Bank	Banks	1,74,311	347.14	0.78%	
INE200M01013	Varun Beverages Limited	Consumer Non Durables	38,234	340.84	0.76%	
INE048G01026	Navin Fluorine International Limited	Chemicals	8,998	336.62	0.75%	
INE042A01014	Escorts Limited	Auto	18,208	336.17	0.75%	
INE702C01027	APL Apollo Tubes Limited	Ferrous Metals	35,678	329.66	0.74%	
INE020B01018	REC Limited	Finance	2,41,047	324.33	0.73%	
INE053A01029	The Indian Hotels Company Limited	Leisure Services	1,79,742	324.07	0.72%	
INE600L01024	Dr. Lal Path Labs Limited	Healthcare Services	8,441	319.87	0.72%	
INE670K01029	Macrotech Developers Limited	Construction	22,508	319.12	0.71%	
INE331A01037	The Ramco Cements Limited	Cement & Cement Products	33,094	311.43	0.70%	
INE298A01020	Cummins India Limited	Industrial Products	35,273	309.87	0.69%	
INE121E01018	JSW Energy Limited	Power	1,06,691	306.52	0.69%	
INE844O01030	Gujarat Gas Limited	Gas	44,692	299.41	0.67%	
INE933S01016	Indiamart Intermesh Limited	Retailing	3,969	296.08	0.66%	
INE176A01028	Bata India Limited	Consumer Durables	15,687	294.63	0.66%	
INE115A01026	LIC Housing Finance Limited	Finance	78,565	292.34	0.65%	
INE117A01022	ABB India Limited	Industrial Capital Goods	13,758	283.67	0.63%	
INE548C01032	Emami Limited	Consumer Non Durables	53,100	279.86	0.63%	
INE686F01025	United Breweries Limited	Consumer Non Durables	18,539	278.89	0.62%	
INE066F01012	Hindustan Aeronautics Limited	Aerospace & Defense	21,709	277.20	0.62%	
INE027H01010	Max Healthcare Institute Limited	Healthcare Services	72,745	276.58	0.62%	
INE823G01014	JK Cement Limited	Cement & Cement Products	8,428	272.64	0.61%	
INE343B01030	Rajesh Exports Limited	Consumer Durables	35,271	269.96	0.60%	
INE491A01021	City Union Bank Limited	Banks	1,86,108	269.30	0.60%	
INE358A01014	Abbott India Limited	Pharmaceuticals	1,380	263.40	0.59%	
INE216P01012	Aavas Financiers Limited	Finance	9,222	259.70	0.58%	
INE881D01027	Oracle Financial Services Software Limited	Software	6,042	255.89	0.57%	
INE093I01010	Oberoi Realty Limited	Construction	30,216	251.62	0.56%	
INE455K01017	Polycab India Limited	Industrial Products	10,848	250.15	0.56%	
INE217B01036	Kajaria Ceramics Limited	Consumer Durables	21,494	245.27	0.55%	
INE131B01039	Relaxo Footwears Limited	Consumer Durables	18,710	242.23	0.54%	
INE813H01021	Torrent Power Limited	Power	43,684	240.79	0.54%	
INE774D01024	Mahindra & Mahindra Financial Services Limited	Finance	1,54,010	239.02	0.53%	
INE387A01021	Sundram Fasteners Limited	Auto Ancillaries	27,284	238.91	0.53%	
INE976G01028	RBL Bank Limited	Banks	1,29,173	235.93	0.53%	
INE640A01023	SKF India Limited	Industrial Products	6,034	233.99	0.52%	
INE169A01031	Coromandel International Limited	Fertilisers	31,243	231.26	0.52%	
INE669E01016	Vodafone Idea Limited	Telecom - Services	20,89,436	230.88	0.52%	
INE522D01027	Manappuram Finance Limited	Finance	1,40,672	229.93	0.51%	
INE246F01010	Gujarat State Petronet Limited	Gas	73,260	229.52	0.51%	
INE211B01039	The Phoenix Mills Limited	Construction	24,115	228.57	0.51%	
INE647O01011	Aditya Birla Fashion and Retail Limited	Retailing	87,627	223.54	0.50%	
INE671A01010	Honeywell Automation India Limited	Industrial Capital Goods	574	223.25	0.50%	
INE405E01023	Minda Industries Limited	Auto Ancillaries	24,477	221.86	0.50%	
INE267A01025	Hindustan Zinc Limited	Non - Ferrous Metals	65,836	219.27	0.49%	
INE112L01020	Metropolis Healthcare Limited	Healthcare Services	6,644	218.78	0.49%	
INE848E01016	NHPC Limited	Power	6,78,233	210.93	0.47%	
INE182A01018	Pfizer Limited	Pharmaceuticals	4,039	209.88	0.47%	
INE531A01024	Kansai Nerolac Paints Limited	Consumer Non Durables	34,988	208.62	0.47%	
INE139A01034	National Aluminium Company Limited	Non - Ferrous Metals	2,33,707	206.48	0.46%	
INE073K01018	Sona BLW Precision Forgings Limited	Auto Ancillaries	27,265	204.02	0.46%	
INE935A01035	Glenmark Pharmaceuticals Limited	Pharmaceuticals	38,836	203.42	0.45%	
INE987B01026	Natco Pharma Limited	Pharmaceuticals	24,149	202.27	0.45%	
INE674K01013	Aditya Birla Capital Limited	Finance	1,81,945	198.50	0.44%	
INE257A01026	Bharat Heavy Electricals Limited	Industrial Capital Goods	3,34,574	197.06	0.44%	
INE274J01014	Oil India Limited	Oil	92,931	196.69	0.44%	
INE212H01026	AIA Engineering Limited	Industrial Products	10,287	195.21	0.44%	
INE007A01025	CRISIL Limited	Finance	6,238	194.37	0.43%	
INE302A01020	Exide Industries Limited	Auto Ancillaries	1,19,197	194.05	0.43%	
INE473B01035	Hatsun Agro Product Limited	Consumer Non Durables	14,555	193.88	0.43%	
INE058A01010	Sanofi India Limited	Pharmaceuticals	2,392	189.96	0.42%	
INE159A01016	GlaxoSmithKline Pharmaceuticals Limited	Pharmaceuticals	10,998	184.65	0.41%	
INE470A01017	3M India Limited	Consumer Non Durables	731	183.00	0.41%	
INE398R01022	Syngene International Limited	Healthcare Services	30,184	179.94	0.40%	
INE152A01029	Thermax Limited	Industrial Capital Goods	10,211	179.05	0.40%	
INE343H01029	Solar Industries India Limited	Chemicals	6,345	175.59	0.39%	
INE438A01022	Apollo Tyres Limited	Auto Ancillaries	85,763	175.43	0.39%	
INE149A01033	Cholamandalam Financial Holdings Limited	Finance	24,863	173.71	0.39%	
INE716A01013	Whirlpool of India Limited	Consumer Durables	8,237	168.18	0.38%	
INE513A01014	Schaeffler India Limited	Industrial Products	2,111	164.53	0.37%	
INE172A01027	Castrol India Limited	Petroleum Products	1,25,864	162.68	0.36%	
INE00WC01027	Affle (India) Limited	Software	13,842	159.03	0.36%	
INE885A01032	Amara Raja Batteries Limited	Auto Ancillaries	25,728	158.97	0.36%	
INE462A01022	Bayer Cropscience Limited	Pesticides	3,385	155.85	0.35%	
INE498L01015	L&T Finance Holdings Limited	Finance	2,05,498	154.64	0.35%	
INE811K01011	Prestige Estates Projects Limited	Construction	36,435	153.66	0.34%	
INE763G01038	ICICI Securities Limited	Capital Markets	20,943	153.30	0.34%	
INE913H01037	Endurance Technologies Limited	Auto Ancillaries	9,132	152.30	0.34%	
INE031B01049	Ajanta Pharma Limited	Pharmaceuticals	6,741	140.23	0.31%	
INE473A01011	Linde India Limited	Chemicals	5,537	138.88	0.31%	
INE002S01010	Mahanagar Gas Limited	Gas	14,878	136.48	0.31%	
INE424H01027	Sun TV Network Limited	Entertainment	25,585	133.29	0.30%	
INE410B01037	Vinati Organics Limited	Chemicals	6,940	130.69	0.29%	
INE692A01016	Union Bank of India	Banks	3,01,735	129.75	0.29%	
INE03QK01018	Suven Pharmaceuticals Limited	Pharmaceuticals	26,443	128.68	0.29%	
INE901L01018	Alembic Pharmaceuticals Limited	Pharmaceuticals	15,824	127.65	0.29%	
INE258G01013	Sumitomo Chemical India Limited	Pesticides	32,406	120.44	0.27%	
INE322A01010	Gillette India Limited	Consumer Non Durables	2,116	114.88	0.26%	
INE053F01010	Indian Railway Finance Corporation Limited	Finance	4,75,125	110.47	0.25%	
INE084A01016	Bank of India	Banks	2,02,474	109.94	0.25%	
INE150B01039	Alkyl Amines Chemicals Limited	Chemicals	3,448	109.90	0.25%	
INE274G01010	Dhani Services Limited	Capital Markets	65,705	108.68	0.24%	
INE690A01010	TTK Prestige Limited	Consumer Durables	1,080	107.72	0.24%	
INE233B01017	Blue Dart Express Limited	Transportation	1,540	100.89	0.23%	
INE342J01019	WABCO India Limited	Auto Ancillaries	1,231	99.41	0.22%	
INE531E01026	Hindustan Copper Limited	Non - Ferrous Metals	85,383	95.07	0.21%	
INE233A01035	Godrej Industries Limited	Consumer Non Durables	16,607	94.54	0.21%	
INE470Y01017	The New India Assurance Company Limited	Insurance	64,195	92.92	0.21%	
INE562A01011	Indian Bank	Banks	64,686	92.37	0.21%	
INE481Y01014	General Insurance Corporation of India	Insurance	63,784	90.41	0.20%	
INE338I01027	Motilal Oswal Financial Services Limited	Capital Markets	8,780	83.06	0.19%	
INE768C01010	Zydus Wellness Limited	Consumer Non Durables	3,966	77.72	0.17%	
INE884A01027	Vaibhav Global Limited	Retailing	13,162	64.55	0.14%	
INE248A01017	ITI Limited	Telecom - Equipment & Accessories	24,243	26.68	0.06%	
INE053A20011	The Indian Hotels Company Limited - Rights Form	Leisure Services	22,356	6.98	0.02%	
	Subtotal			**44,613.93**	**99.78%**	
	(b) UNLISTED			**NIL**	**NIL**	**NIL**
	Subtotal			**NIL**	**NIL**	**NIL**
	Total			**44,613.93**	**99.78%**	
	Money Market Instruments					
	Triparty Repo/ Reverse Repo Instrument					
	Triparty Repo			200.03	0.45%	
	Total			**200.03**	**0.45%**	
	OTHERS					
	Cash Margin - CCIL			0.00	$0.00%	
	Total			**0.00**	**0.00%**	
	Net Current Assets			**(86.93)**	**-0.23%**	
	GRAND TOTAL			**44,727.03**	**100.00%**	

$ Less Than 0.01% of NAV

SCHEME RISK-O-METER

BENCHMARK NAME - NIFTY MIDCAP 150 TRI
BENCHMARK RISK-O-METER

NIPPON INDIA FIXED HORIZON FUND - XXXX - SERIES 17 (A Close Ended Income Scheme)

Index

Monthly Portfolio Statement as on November 30,2021

ISIN	Name of the Instrument	Industry / Rating	Quantity	Market/Fair Value (Rs. in Lacs)	% to NAV	YIELD
	Debt Instruments					
	(a) Listed / awaiting listing on Stock Exchange					
	Non Convertible Debentures					
INE115A07NS0	8.69% LIC Housing Finance Limited **	CRISIL AAA	26	264.29	9.43%	4.27%
INE020B08BF0	8.45% REC Limited **	CRISIL AAA	26	263.59	9.41%	3.80%
INE031A08632	8.46% Housing & Urban Development Corporation Limited **	ICRA AAA	26	262.63	9.38%	3.60%
INE261F08AI7	8.6% National Bank For Agriculture and Rural Development	CRISIL AAA	26	262.05	9.35%	3.60%
INE018A08AR3	7.87% Larsen & Toubro Limited **	CRISIL AAA	25	253.21	9.04%	4.21%
INE861G08035	9.95% Food Corporation Of India	CRISIL AAA(CE)	21	213.27	7.61%	3.70%
INE752E07OD2	7.2% Power Grid Corporation of India Limited	CRISIL AAA	18	180.35	6.44%	3.40%
	Zero Coupon Bonds					
INE296A07QQ5	Bajaj Finance Limited **	CRISIL AAA	26	343.71	12.27%	4.58%
INE756I07CI8	HDB Financial Services Limited **	CRISIL AAA	25	330.26	11.79%	4.66%
	Subtotal			**2,373.36**	**84.72%**	
	(b) Privately placed / Unlisted			**NIL**	**NIL**	**NIL**
	Subtotal			**NIL**	**NIL**	**NIL**
	(c) Securitised Debt					
	Subtotal			**NIL**	**NIL**	
	Total			**2,373.36**	**84.72%**	
	Money Market Instruments					
	Certificate of Deposit					
INE095A16L30	Indusind Bank Limited **	CRISIL A1+	210	208.14	7.43%	3.67%
INE261F16595	National Bank For Agriculture and Rural Development **	ICRA A1+	50	49.61	1.77%	3.60%
	Triparty Repo/ Reverse Repo Instrument					
	Triparty Repo			66.19	2.36%	
	Total			**323.94**	**11.56%**	
	Net Current Assets			**103.89**	**3.72%**	
	GRAND TOTAL			**2,801.19**	**100.00%**	

**** Non Traded Securities/Illiquid Securities**

SCHEME RISK-O-METER

BENCHMARK NAME - CRISIL COMPOSITE BOND FUND INDEX
BENCHMARK RISK-O-METER

Nippon India Junior BeES FoF (An Open Ended fund of funds scheme investing in Nippon India ETF Junior BeES)

Index

Monthly Portfolio Statement as on November 30,2021

ISIN	Name of the Instrument	Industry / Rating	Quantity	Market/Fair Value (Rs. in Lacs)	% to NAV	YIELD
	Money Market Instruments					
	Triparty Repo/ Reverse Repo Instrument					
	Triparty Repo			71.93	0.79%	
	Total			**71.93**	**0.79%**	
	Exchange Traded Funds					
INF732E01045	Nippon India ETF Junior BeES		20,57,743	9,048.72	99.95%	
	Total			**9,048.72**	**99.95%**	
	OTHERS					
	Cash Margin - CCIL			0.00	$0.00%	
	Total			**0.00**	**0.00%**	
	Net Current Assets			**(67.53)**	**-0.74%**	
	GRAND TOTAL			**9,053.12**	**100.00%**	

$ Less Than 0.01% of NAV

SCHEME RISK-O-METER

BENCHMARK NAME - NIFTY NEXT 50 TRI
BENCHMARK RISK-O-METER

NIPPON INDIA FIXED HORIZON FUND - XXXX - SERIES 19 (A Close Ended Income Scheme)

Index

Monthly Portfolio Statement as on November 30,2021

ISIN	Name of the Instrument	Industry / Rating	Quantity	Market/Fair Value (Rs. in Lacs)	% to NAV	YIELD
	Debt Instruments					
	(a) Listed / awaiting listing on Stock Exchange					
	Non Convertible Debentures					
INE148I07JN3	9.08% Indiabulls Housing Finance Limited **	CRISIL AA	37	369.81	9.89%	9.39%
INE201P07169	9.68% G R Infraprojects Limited **	CRISIL AA	31	315.05	8.43%	5.91%
INE607M08048	8.45% Tata Power Renewable Energy Limited **	CARE AA(CE)	31	314.78	8.42%	4.94%
INE651J07648	10% JM Financial Credit Solution Limited **	ICRA AA	31,000	314.61	8.42%	7.19%
INE134E08JW1	8.18% Power Finance Corporation Limited **	CRISIL AAA	23	232.82	6.23%	3.78%
INE001A07RS3	8.58% Housing Development Finance Corporation Limited **	CRISIL AAA	20	202.64	5.42%	3.80%
INE296N08022	8% Walwhan Renewable Energy Limited **	CARE AA(CE)	16	160.87	4.30%	4.42%
INE540P07129	8.48% U.P. Power Corporation Limited **	FITCH AA(CE)	31	155.59	4.16%	6.35%
INE582L07203	9% Tata Housing Development Company Limited **	CARE AA	12	121.54	3.25%	4.65%
INE669E08284	8.04% Vodafone Idea Limited **#	CARE B-	34	83.46	2.23%	
INE516Y07105	9.5% Piramal Capital & Housing Finance Limited **	CARE AA	10	80.77	2.16%	7.07%
INE205A07162	8.9% Vedanta Limited **	CRISIL AA-	8	80.04	2.14%	5.89%
INE081A08181	2% Tata Steel Limited **	CARE AA+	3	54.78	1.47%	4.45%
	Subtotal			**2,486.76**	**66.52%**	
	(b) Privately placed / Unlisted			**NIL**	**NIL**	**NIL**
	Subtotal			**NIL**	**NIL**	**NIL**
	(c) Securitised Debt					
	Subtotal			**NIL**	**NIL**	
	Total			**2,486.76**	**66.52%**	
	Money Market Instruments					
	Certificate of Deposit					
INE095A16L30	IndusInd Bank Limited **	CRISIL A1+	360	356.81	9.55%	3.67%
	Triparty Repo/ Reverse Repo Instrument					
	Triparty Repo			760.77	20.35%	
	Total			**1,117.58**	**29.90%**	
	Net Current Assets			**133.50**	**3.58%**	
	GRAND TOTAL			**3,737.84**	**100.00%**	

**** Non Traded Securities/Illiquid Securities**
 # Securities classified as below investment grade or default

SCHEME RISK-O-METER

BENCHMARK NAME - CRISIL COMPOSITE BOND FUND INDEX
BENCHMARK RISK-O-METER

NIPPON INDIA FIXED HORIZON FUND - XLI - SERIES 1 (A Close Ended Income Scheme)

Index

Monthly Portfolio Statement as on November 30,2021

ISIN	Name of the Instrument	Industry / Rating	Quantity	Market/Fair Value (Rs. in Lacs)	% to NAV	YIELD
	Debt Instruments					
	(a) Listed / awaiting listing on Stock Exchange					
	Non Convertible Debentures					
INE020B08BF0	8.45% REC Limited **	CRISIL AAA	30	304.14	9.75%	3.80%
INE001A07RS3	8.58% Housing Development Finance Corporation Limited **	CRISIL AAA	30	303.96	9.75%	3.80%
INE002A08575	8.3% Reliance Industries Limited **	CRISIL AAA	30	303.35	9.73%	3.82%
INE115A07NS0	8.69% LIC Housing Finance Limited **	CRISIL AAA	29	294.78	9.45%	4.27%
INE134E08JW1	8.18% Power Finance Corporation Limited **	CRISIL AAA	25	253.06	8.12%	3.78%
INE906B07FG1	7.6% National Highways Auth Of Ind **	CRISIL AAA	24	242.58	7.78%	3.70%
INE752E07MF1	8.2% Power Grid Corporation of India Limited **	CRISIL AAA	20	201.25	6.45%	3.56%
INE514E08AQ5	9% Export Import Bank of India **	CRISIL AAA	16	161.52	5.18%	3.59%
INE861G08035	9.95% Food Corporation Of India	CRISIL AAA(CE)	2	20.31	0.65%	3.70%
	Zero Coupon Bonds					
INE756I07CI8	HDB Financial Services Limited **	CRISIL AAA	28	369.89	11.86%	4.66%
INE891K07416	Axis Finance Limited **	FITCH AAA	11	148.95	4.78%	4.75%
	Subtotal			**2,603.79**	**83.50%**	
	(b) Privately placed / Unlisted			**NIL**	**NIL**	**NIL**
	Subtotal			**NIL**	**NIL**	**NIL**
	(c) Securitised Debt					
	Subtotal			**NIL**	**NIL**	
	Total			**2,603.79**	**83.50%**	
	Money Market Instruments					
	Certificate of Deposit					
INE261F16595	National Bank For Agriculture and Rural Development **	ICRA A1+	250	248.07	7.96%	3.60%
INE556F16861	Small Industries Dev Bank of India **	CARE A1+	110	108.74	3.49%	3.70%
	Triparty Repo/ Reverse Repo Instrument					
	Triparty Repo			39.61	1.27%	
	Total			**396.42**	**12.72%**	
	Net Current Assets			**117.71**	**3.78%**	
	GRAND TOTAL			**3,117.92**	**100.00%**	

**** Non Traded Securities/Illiquid Securities**

SCHEME RISK-O-METER

BENCHMARK NAME - CRISIL COMPOSITE BOND FUND INDEX
BENCHMARK RISK-O-METER

NIPPON INDIA FIXED HORIZON FUND - XLI - SERIES 4 (A Close Ended Income Scheme)

Index

Monthly Portfolio Statement as on November 30,2021

ISIN	Name of the Instrument	Industry / Rating	Quantity	Market/Fair Value (Rs. in Lacs)	% to NAV	YIELD
	Debt Instruments					
	(a) Listed / awaiting listing on Stock Exchange					
	Non Convertible Debentures					
INE148I07JN3	9.08% Indiabulls Housing Finance Limited **	CRISIL AA	40	399.79	9.52%	9.39%
INE607M08048	8.45% Tata Power Renewable Energy Limited **	CARE AA(CE)	35	355.40	8.46%	4.94%
INE651J07648	10% JM Financial Credit Solution Limited **	ICRA AA	35,000	355.20	8.46%	7.19%
INE261F08BJ3	7.85% National Bank For Agriculture and Rural Development **	CRISIL AAA	30	304.99	7.26%	4.10%
INE296N08022	8% Walwhan Renewable Energy Limited **	CARE AA(CE)	18	180.98	4.31%	4.42%
INE205A07162	8.9% Vedanta Limited **	CRISIL AA-	18	180.10	4.29%	5.89%
INE540P07129	8.48% U.P. Power Corporation Limited **	FITCH AA(CE)	35	175.66	4.18%	6.35%
INE669E08284	8.04% Vodafone Idea Limited **#	CARE B-	37	90.83	2.16%	
INE582L07203	9% Tata Housing Development Company Limited **	CARE AA	6	60.77	1.45%	4.65%
INE081A08181	2% Tata Steel Limited **	CARE AA+	2	36.52	0.87%	4.45%
	Subtotal			**2,140.24**	**50.96%**	
	(b) Privately placed / Unlisted			**NIL**	**NIL**	**NIL**
	Subtotal			**NIL**	**NIL**	**NIL**
	(c) Securitised Debt					
	Subtotal			**NIL**	**NIL**	
	Total			**2,140.24**	**50.96%**	
	Money Market Instruments					
	Certificate of Deposit					
INE095A16L30	Indusind Bank Limited **	CRISIL A1+	410	406.36	9.67%	3.67%
	Triparty Repo/ Reverse Repo Instrument					
	Triparty Repo			1,517.38	36.13%	
	Total			**1,923.74**	**45.80%**	
	Net Current Assets			**136.31**	**3.24%**	
	GRAND TOTAL			**4,200.29**	**100.00%**	

**** Non Traded Securities/Illiquid Securities**
 # Securities classified as below investment grade or default

SCHEME RISK-O-METER

BENCHMARK NAME - CRISIL COMPOSITE BOND FUND INDEX
BENCHMARK RISK-O-METER

NIPPON INDIA FIXED HORIZON FUND - XLI - SERIES 8 (A Close Ended Income Scheme)

Index

Monthly Portfolio Statement as on November 30,2021

ISIN	Name of the Instrument	Industry / Rating	Quantity	Market/Fair Value (Rs. in Lacs)	% to NAV	YIELD
	Debt Instruments					
	(a) Listed / awaiting listing on Stock Exchange					
	Government Securities					
IN1520190019	8.14% State Government Securities	SOVEREIGN	23,56,500	2,551.16	49.16%	6.70%
IN1520190035	8.17% State Government Securities	SOVEREIGN	15,00,000	1,627.05	31.35%	6.70%
IN1520180333	8.14% State Government Securities	SOVEREIGN	1,70,000	184.69	3.56%	6.63%
IN3120180200	8.08% State Government Securities	SOVEREIGN	1,70,000	183.82	3.54%	6.62%
IN1920180206	8.32% State Government Securities	SOVEREIGN	1,57,000	171.85	3.31%	6.66%
IN1920180214	8.16% State Government Securities	SOVEREIGN	62,900	68.29	1.32%	6.66%
IN3720180063	8.31% State Government Securities	SOVEREIGN	40,000	43.60	0.84%	6.71%
IN1920180149	8.19% State Government Securities	SOVEREIGN	28,000	30.40	0.59%	6.66%
IN2920180261	8.36% State Government Securities	SOVEREIGN	22,400	24.54	0.47%	6.64%
IN1420180144	8.36% State Government Securities	SOVEREIGN	15,000	16.40	0.32%	6.71%
IN1720180059	8.43% State Government Securities	SOVEREIGN	10,000	10.97	0.21%	6.71%
IN3320180125	8.22% State Government Securities	SOVEREIGN	10,000	10.84	0.21%	6.72%
	Subtotal			**4,923.61**	**94.88%**	
	(b) Privately placed / Unlisted			**NIL**	**NIL**	**NIL**
	Subtotal			**NIL**	**NIL**	**NIL**
	(c) Securitised Debt					
	Subtotal			**NIL**	**NIL**	
	Total			**4,923.61**	**94.88%**	
	Money Market Instruments					
	Triparty Repo/ Reverse Repo Instrument					
	Triparty Repo			211.81	4.08%	
	Total			**211.81**	**4.08%**	
	Net Current Assets			**54.05**	**1.04%**	
	GRAND TOTAL			**5,189.47**	**100.00%**	

SCHEME RISK-O-METER

BENCHMARK NAME - CRISIL DYNAMIC GILT INDEX
BENCHMARK RISK-O-METER

NIPPON INDIA FIXED HORIZON FUND - XLI - SERIES 10 (A Close Ended Income Scheme)

Index

Monthly Portfolio Statement as on November 30,2021

ISIN	Name of the Instrument	Industry / Rating	Quantity	Market/Fair Value (Rs. in Lacs)	% to NAV	YIELD
	Debt Instruments					
	(a) Listed / awaiting listing on Stock Exchange					
	Non Convertible Debentures					
INE020B08BT1	8.15% REC Limited **	CRISIL AAA	60	611.63	8.77%	4.20%
INE205A07162	8.9% Vedanta Limited **	CRISIL AA-	59	590.32	8.46%	5.89%
INE081A08181	2% Tata Steel Limited **	CARE AA+	32	584.35	8.38%	4.45%
INE607M08048	8.45% Tata Power Renewable Energy Limited **	CARE AA(CE)	52	528.02	7.57%	4.94%
INE296N08022	8% Walwhan Renewable Energy Limited **	CARE AA(CE)	51	512.78	7.35%	4.42%
INE516Q08166	13% Asirvad Microfinance Ltd **	CRISIL AA-	40	405.33	5.81%	11.25%
INE866I07BY4	9.5% India Infoline Finance Limited **	CRISIL AA	40,000	400.80	5.75%	9.03%
INE516Y07105	9.5% Piramal Capital & Housing Finance Limited **	CARE AA	35	282.70	4.05%	7.07%
INE540P07129	8.48% U.P. Power Corporation Limited **	FITCH AA(CE)	50	250.95	3.60%	6.35%
INE134E08JB5	7.28% Power Finance Corporation Limited **	CRISIL AAA	16	162.41	2.33%	4.19%
INE651J07648	10% JM Financial Credit Solution Limited **	ICRA AA	8,000	81.19	1.16%	7.19%
	Subtotal			**4,410.48**	**63.23%**	
	(b) Privately placed / Unlisted			**NIL**	**NIL**	**NIL**
	Subtotal			**NIL**	**NIL**	**NIL**
	(c) Securitised Debt					
	Subtotal			**NIL**	**NIL**	
	Total			**4,410.48**	**63.23%**	
	Money Market Instruments					
	Certificate of Deposit					
INE040A16CM7	HDFC Bank Limited **	CARE A1+	120	586.69	8.41%	4.10%
INE095A16L30	IndusInd Bank Limited **	CRISIL A1+	520	515.39	7.39%	3.67%
	Triparty Repo/ Reverse Repo Instrument					
	Triparty Repo			1,232.45	17.67%	
	Total			**2,334.53**	**33.47%**	
	Net Current Assets			**231.05**	**3.30%**	
	GRAND TOTAL			**6,976.06**	**100.00%**	

**** Non Traded Securities/Illiquid Securities**

SCHEME RISK-O-METER

BENCHMARK NAME - CRISIL COMPOSITE BOND FUND INDEX
BENCHMARK RISK-O-METER

NIPPON INDIA FIXED HORIZON FUND - XLI - SERIES 11 (A Close Ended Income Scheme)

Index

Monthly Portfolio Statement as on November 30,2021

ISIN	Name of the Instrument	Industry / Rating	Quantity	Market/Fair Value (Rs. in Lacs)	% to NAV	YIELD
	Debt Instruments					
	(a) Listed / awaiting listing on Stock Exchange					
	Non Convertible Debentures					
INE020B08BT1	8.15% REC Limited **	CRISIL AAA	21	214.07	8.61%	4.20%
INE134E08JB5	7.28% Power Finance Corporation Limited **	CRISIL AAA	21	213.17	8.57%	4.19%
INE031A08665	8.34% Housing & Urban Development Corporation Limited **	ICRA AAA	20	204.69	8.23%	4.40%
INE261F08BJ3	7.85% National Bank For Agriculture and Rural Development **	CRISIL AAA	20	203.33	8.18%	4.10%
INE115A07NS0	8.69% LIC Housing Finance Limited **	CRISIL AAA	20	203.30	8.18%	4.27%
INE001A07RS3	8.58% Housing Development Finance Corporation Limited **	CRISIL AAA	20	202.64	8.15%	3.80%
INE018A08AR3	7.87% Larsen & Toubro Limited **	CRISIL AAA	20	202.57	8.15%	4.21%
INE861G08035	9.95% Food Corporation Of India	CRISIL AAA(CE)	19	192.96	7.76%	3.70%
INE002A08575	8.3% Reliance Industries Limited **	CRISIL AAA	17	171.90	6.91%	3.82%
INE514E08BA7	9.1% Export Import Bank of India **	CRISIL AAA	15	153.78	6.18%	4.13%
INE556F08JI1	8.81% Small Industries Dev Bank of India **	CARE AAA	13	130.97	5.27%	3.56%
	Zero Coupon Bonds					
INE891K07416	Axis Finance Limited **	FITCH AAA	20	270.82	10.89%	4.75%
	Subtotal			**2,364.20**	**95.08%**	
	(b) Privately placed / Unlisted			**NIL**	**NIL**	**NIL**
	Subtotal			**NIL**	**NIL**	**NIL**
	(c) Securitised Debt					
	Subtotal			**NIL**	**NIL**	
	Total			**2,364.20**	**95.08%**	
	Money Market Instruments					
	Triparty Repo/ Reverse Repo Instrument					
	Triparty Repo			7.10	0.29%	
	Total			**7.10**	**0.29%**	
	Net Current Assets			**115.36**	**4.63%**	
	GRAND TOTAL			**2,486.66**	**100.00%**	

**** Non Traded Securities/Illiquid Securities**

SCHEME RISK-O-METER

BENCHMARK NAME - CRISIL COMPOSITE BOND FUND INDEX
BENCHMARK RISK-O-METER

NIPPON INDIA FIXED HORIZON FUND - XLI - SERIES 12 (A Close Ended Income Scheme)

Index

Monthly Portfolio Statement as on November 30,2021

ISIN	Name of the Instrument	Industry / Rating	Quantity	Market/Fair Value (Rs. in Lacs)	% to NAV	YIELD
	Debt Instruments					
	(a) Listed / awaiting listing on Stock Exchange					
	Non Convertible Debentures					
INE081A08181	2% Tata Steel Limited **	CARE AA+	27	493.04	10.52%	4.45%
INE295J08055	9.15% Coastal Gujarat Power Limited **	CARE AA(CE)	40	408.10	8.71%	5.04%
INE516Q08166	13% Asirvad Microfinance Ltd **	CRISIL AA-	40	405.33	8.65%	11.25%
INE866I07BY4	9.5% India Infoline Finance Limited **	CRISIL AA	40,000	400.80	8.55%	9.03%
INE205A07162	8.9% Vedanta Limited **	CRISIL AA-	38	380.21	8.11%	5.89%
INE134E08JB5	7.28% Power Finance Corporation Limited **	CRISIL AAA	27	274.07	5.85%	4.19%
INE540P07129	8.48% U.P. Power Corporation Limited **	FITCH AA(CE)	41	205.78	4.39%	6.35%
INE516Y07105	9.5% Piramal Capital & Housing Finance Limited **	CARE AA	25	201.93	4.31%	7.07%
INE607M08048	8.45% Tata Power Renewable Energy Limited **	CARE AA(CE)	19	192.93	4.12%	4.94%
INE020B08BT1	8.15% REC Limited **	CRISIL AAA	14	142.71	3.04%	4.20%
INE155A08340	7.5% Tata Motors Limited **	CARE AA-	5	50.71	1.08%	4.74%
	Subtotal			**3,155.61**	**67.33%**	
	(b) Privately placed / Unlisted			**NIL**	**NIL**	**NIL**
	Subtotal			**NIL**	**NIL**	**NIL**
	(c) Securitised Debt					
	Subtotal			**NIL**	**NIL**	
	Total			**3,155.61**	**67.33%**	
	Money Market Instruments					
	Certificate of Deposit					
INE040A16CM7	HDFC Bank Limited **	CARE A1+	80	391.13	8.34%	4.10%
INE095A16L30	IndusInd Bank Limited **	CRISIL A1+	340	336.98	7.19%	3.67%
	Triparty Repo/ Reverse Repo Instrument					
	Triparty Repo			642.38	13.71%	
	Total			**1,370.49**	**29.24%**	
	Net Current Assets			**160.95**	**3.43%**	
	GRAND TOTAL			**4,687.05**	**100.00%**	

**** Non Traded Securities/Illiquid Securities**

SCHEME RISK-O-METER

BENCHMARK NAME - CRISIL COMPOSITE BOND FUND INDEX
BENCHMARK RISK-O-METER

Nippon India ETF Sensex Next 50 (An Open Ended Index Exchange Traded Fund)

Index

Monthly Portfolio Statement as on November 30,2021

ISIN	Name of the Instrument	Industry / Rating	Quantity	Market/Fair Value (Rs. in Lacs)	% to NAV	YIELD
	Equity & Equity related					
	(a) Listed / awaiting listing on Stock Exchanges					
INE192R01011	Avenue Supermarts Limited	Retailing	2,160	101.67	5.30%	
INE437A01024	Apollo Hospitals Enterprise Limited	Healthcare Services	1,459	83.06	4.33%	
INE364U01010	Adani Green Energy Limited	Power	5,668	73.19	3.82%	
INE423A01024	Adani Enterprises Limited	Minerals/Mining	3,985	66.19	3.45%	
INE205A01025	Vedanta Limited	Non - Ferrous Metals	18,859	63.93	3.34%	
INE663F01024	Info Edge (India) Limited	Retailing	1,064	61.81	3.23%	
INE245A01021	Tata Power Company Limited	Power	24,548	53.22	2.78%	
INE176B01034	Havells India Limited	Consumer Durables	3,631	49.50	2.58%	
INE318A01026	Pidilite Industries Limited	Chemicals	2,210	48.73	2.54%	
INE765G01017	ICICI Lombard General Insurance Company Limited	Insurance	3,164	45.45	2.37%	
INE256A01028	Zee Entertainment Enterprises Limited	Entertainment	13,923	45.16	2.36%	
INE242A01010	Indian Oil Corporation Limited	Petroleum Products	36,844	43.86	2.29%	
INE140A01024	Piramal Enterprises Limited	Finance	1,799	43.48	2.27%	
INE721A01013	Shriram Transport Finance Company Limited	Finance	2,883	40.58	2.12%	
INE797F01012	Jubilant Foodworks Limited	Leisure Services	1,109	40.50	2.11%	
INE196A01026	Marico Limited	Consumer Non Durables	7,488	40.38	2.11%	
INE079A01024	Ambuja Cements Limited	Cement & Cement Products	10,649	39.86	2.08%	
INE226A01021	Voltas Limited	Consumer Durables	3,309	39.75	2.07%	
INE299U01018	Crompton Greaves Consumer Electricals Limited	Consumer Durables	8,555	38.36	2.00%	
INE070A01015	Shree Cement Limited	Cement & Cement Products	141	36.81	1.92%	
INE118A01012	Bajaj Holdings & Investment Limited	Finance	726	36.60	1.91%	
INE775A01035	Motherson Sumi Systems Limited	Auto Ancillaries	17,393	36.47	1.90%	
INE949L01017	AU Small Finance Bank Limited	Banks	3,267	35.70	1.86%	
INE129A01019	GAIL (India) Limited	Gas	26,389	34.38	1.79%	
INE271C01023	DLF Limited	Construction	8,970	33.64	1.76%	
INE603J01030	PI Industries Limited	Pesticides	1,166	33.54	1.75%	
INE726G01019	ICICI Prudential Life Insurance Company Limited	Insurance	5,623	33.39	1.74%	
INE121J01017	Indus Towers Limited	Telecom - Services	11,719	33.32	1.74%	
INE761H01022	Page Industries Limited	Textile Products	82	31.53	1.65%	
INE121A01024	Cholamandalam Investment and Finance Company Limited	Finance	5,707	31.43	1.64%	
INE326A01037	Lupin Limited	Pharmaceuticals	3,488	30.90	1.61%	
INE012A01025	ACC Limited	Cement & Cement Products	1,225	28.03	1.46%	
INE259A01022	Colgate Palmolive (India) Limited	Consumer Non Durables	1,932	27.80	1.45%	
INE003A01024	Siemens Limited	Industrial Capital Goods	1,291	27.78	1.45%	
INE094A01015	Hindustan Petroleum Corporation Limited	Petroleum Products	9,253	27.28	1.42%	
INE406A01037	Aurobindo Pharma Limited	Pharmaceuticals	4,077	26.89	1.40%	
INE545U01014	Bandhan Bank Limited	Banks	9,805	26.70	1.39%	
INE646L01027	InterGlobe Aviation Limited	Transportation	1,395	26.60	1.39%	
INE463A01038	Berger Paints (I) Limited	Consumer Non Durables	3,520	26.55	1.39%	
INE465A01025	Bharat Forge Limited	Industrial Products	3,712	25.78	1.35%	
INE171A01029	The Federal Bank Limited	Banks	28,923	25.15	1.31%	
INE208A01029	Ashok Leyland Limited	Auto	20,850	24.97	1.30%	
INE111A01025	Container Corporation of India Limited	Transportation	3,974	24.63	1.29%	
INE203G01027	Indraprastha Gas Limited	Gas	5,073	24.56	1.28%	
INE347G01014	Petronet LNG Limited	Gas	10,871	23.90	1.25%	
INE376G01013	Biocon Limited	Pharmaceuticals	6,439	23.20	1.21%	
INE883A01011	MRF Limited	Auto Ancillaries	30	22.50	1.17%	
INE685A01028	Torrent Pharmaceuticals Limited	Pharmaceuticals	711	21.64	1.13%	
INE134E01011	Power Finance Corporation Limited	Finance	16,838	19.57	1.02%	
INE020B01018	REC Limited	Finance	13,455	18.26	0.95%	
	Subtotal			**1,898.18**	**99.03%**	
	(b) UNLISTED					
	Subtotal			**0.00**	**0.00%**	
	Total			**1,898.18**	**99.03%**	
	Money Market Instruments					
	Triparty Repo/ Reverse Repo Instrument					
	Triparty Repo			17.01	0.89%	
	Total			**17.01**	**0.89%**	
	OTHERS					
	Cash Margin - CCIL			0.00	$0.00%	
	Total			**0.00**	**0.00%**	
	Net Current Assets			**1.39**	**0.08%**	
	GRAND TOTAL			**1,916.58**	**100.00%**	

This is with reference to Gazette notification (Reference no: G.S.R.174(E)) issued by Ministry of Finance on 13th March 2020, for Yes Bank Limited reconstruction scheme, 2020. As per point 3(8)(a) of the notification, there shall be a lock-in period of three years from the commencement of the above said scheme to the extent of 75% of shares held by existing shareholders on the date of commencement of the scheme which came into force from March 13,2020.

Taking into account the above development, the valuation committee of Nippon India Mutual Fund has decided to markdown the 75% locked-in shares of YES Bank to ZERO, as on March 16, 2020.

For any future distribution of realised proceeds of these locked-in YES Bank shares to the underlying unitholders , following Reconstituted Portfolio was created

ISIN	Name of the Instrument	Industry / Rating	Quantity	Market/Fair Value (Rs. in Lacs)	% to NAV
	Equity & Equity related				
	(a) Listed / awaiting listing on Stock Exchanges				
INE528G01035	Yes Bank Limited	Banks	25264	0	0.00%
	Total			0	**0.00%**
	Net Current Assets			0	**0.00%**
	GRAND TOTAL			0	**0.00%**

$ Less Than 0.01% of NAV

Aggregate value of investments made by other schemes of Nippon India Mutual Fund are amounting to Rs 1619.89 Lacs.

SCHEME RISK-O-METER

BENCHMARK NAME - S&P BSE SENSEX NEXT 50 TRI
BENCHMARK RISK-O-METER

NIPPON INDIA FIXED HORIZON FUND - XLII - SERIES 4 (A Close Ended Income Scheme)

Index

Monthly Portfolio Statement as on November 30,2021

ISIN	Name of the Instrument	Industry / Rating	Quantity	Market/Fair Value (Rs. in Lacs)	% to NAV	YIELD
	Debt Instruments					
	(a) Listed / awaiting listing on Stock Exchange					
	Government Securities					
IN2920150421	8.21% State Government Securities	SOVEREIGN	56,00,000	5,851.13	29.09%	4.69%
IN2920150322	8.39% State Government Securities	SOVEREIGN	25,00,000	2,614.23	13.00%	4.69%
IN2220120116	8.62% State Government Securities	SOVEREIGN	2,62,500	275.44	1.37%	4.55%
IN2020120092	8.6% State Government Securities	SOVEREIGN	2,20,000	229.75	1.14%	4.57%
IN2820120060	8.91% State Government Securities	SOVEREIGN	1,64,500	169.01	0.84%	4.15%
IN2220120108	8.62% State Government Securities	SOVEREIGN	1,00,000	104.76	0.52%	4.55%
	Non Convertible Debentures					
INE115A07OQ2	7.45% LIC Housing Finance Limited	CRISIL AAA	150	1,538.77	7.65%	5.14%
INE261F08BW6	6.72% National Bank For Agriculture and Rural Development **	ICRA AAA	150	1,537.90	7.65%	4.74%
INE053F07BZ2	6.59% Indian Railway Finance Corporation Limited **	CRISIL AAA	150	1,536.40	7.64%	4.73%
INE001A07SH4	6.99% Housing Development Finance Corporation Limited	CRISIL AAA	150	1,533.03	7.62%	5.03%
INE296A07RB5	7.1% Bajaj Finance Limited **	CRISIL AAA	150	1,532.65	7.62%	5.15%
INE752E07KN9	8.8% Power Grid Corporation of India Limited **	CRISIL AAA	140	1,472.80	7.32%	4.50%
INE134E08JO8	7.99% Power Finance Corporation Limited **	CRISIL AAA	40	413.69	2.06%	4.58%
INE514E08CC1	8.83% Export Import Bank of India **	CRISIL AAA	19	198.47	0.99%	4.59%
INE752E07FQ2	9.2% Power Grid Corporation of India Limited **	CRISIL AAA	4	52.84	0.26%	4.50%
	Subtotal			**19,060.87**	**94.77%**	
	(b) Privately placed / Unlisted			**NIL**	**NIL**	**NIL**
	Subtotal			**NIL**	**NIL**	**NIL**
	(c) Securitised Debt					
	Subtotal			**NIL**	**NIL**	
	Total			**19,060.87**	**94.77%**	
	Money Market Instruments					
	Triparty Repo/ Reverse Repo Instrument					
	Triparty Repo			435.75	2.17%	
	Total			**435.75**	**2.17%**	
	Net Current Assets			**613.94**	**3.06%**	
	GRAND TOTAL			**20,110.56**	**100.00%**	

**** Non Traded Securities/Illiquid Securities**

SCHEME RISK-O-METER

BENCHMARK NAME - CRISIL COMPOSITE BOND FUND INDEX
BENCHMARK RISK-O-METER

NIPPON INDIA CAPITAL PROTECTION ORIENTED FUND II - PLAN A (A Close-Ended Capital Protection Oriented Scheme)

Monthly Portfolio Statement as on November 30,2021

Index

ISIN	Name of the Instrument	Industry / Rating	Quantity	Market/Fair Value (Rs. in Lacs)	% to NAV	YIELD
	Derivatives					
	Index / Stock Options					
	Nifty 50 Index 8500 Call June 2023 Option		15,975	1,437.95	37.10%	
	Nifty 50 Index 9500 Call June 2023 Option		4,050	326.85	8.43%	
	Total			**1,764.80**	**45.53%**	
	Debt Instruments					
	(a) Listed / awaiting listing on Stock Exchange					
	Government Securities					
IN2020120084	8.65% State Government Securities	SOVEREIGN	4,00,000	417.37	10.77%	4.57%
	Non Convertible Debentures					
INE020B08CH4	7.12% REC Limited **	CRISIL AAA	25	257.55	6.64%	4.70%
INE053F07BZ2	6.59% Indian Railway Finance Corporation Limited **	CRISIL AAA	25	256.07	6.61%	4.73%
INE001A07SH4	6.99% Housing Development Finance Corporation Limited	CRISIL AAA	25	255.50	6.59%	5.03%
INE261F08AT4	8.5% National Bank For Agriculture and Rural Development	CRISIL AAA	24	250.42	6.46%	4.57%
INE752E07KN9	8.8% Power Grid Corporation of India Limited **	CRISIL AAA	20	210.40	5.43%	4.50%
INE115A07OQ2	7.45% LIC Housing Finance Limited	CRISIL AAA	18	184.65	4.76%	5.14%
INE134E08JX8	7.99% Power Finance Corporation Limited **	CRISIL AAA	10	103.42	2.67%	4.58%
INE514E08CC1	8.83% Export Import Bank of India **	CRISIL AAA	4	41.78	1.08%	4.59%
	Subtotal			**1,977.16**	**51.01%**	
	(b) Privately placed / Unlisted			**NIL**	**NIL**	**NIL**
	Subtotal			**NIL**	**NIL**	**NIL**
	(c) Securitised Debt					
	Subtotal			**NIL**	**NIL**	
	Total			**1,977.16**	**51.01%**	
	Money Market Instruments					
	Triparty Repo/ Reverse Repo Instrument					
	Triparty Repo			42.83	1.10%	
	Total			**42.83**	**1.10%**	
	Net Current Assets			**91.33**	**2.36%**	
	GRAND TOTAL			**3,876.12**	**100.00%**	

**** Non Traded Securities/Illiquid Securities**

SCHEME RISK-O-METER

BENCHMARK NAME - 80%CRISIL COMPOSITE BOND FUND INDEX & 20% NIFTY 50 TRI
BENCHMARK RISK-O-METER

Nippon India ETF Nifty IT (An open ended scheme replicating/ tracking NIFTY IT Index)

Index

Monthly Portfolio Statement as on November 30,2021

ISIN	Name of the Instrument	Industry / Rating	Quantity	Market/Fair Value (Rs. in Lacs)	% to NAV	YIELD
	Equity & Equity related					
	(a) Listed / awaiting listing on Stock Exchanges					
INE009A01021	Infosys Limited	Software	13,52,895	23,170.36	27.42%	
INE467B01029	Tata Consultancy Services Limited	Software	5,86,725	20,706.41	24.51%	
INE669C01036	Tech Mahindra Limited	Software	5,43,802	8,382.44	9.92%	
INE075A01022	Wipro Limited	Software	12,18,164	7,762.75	9.19%	
INE860A01027	HCL Technologies Limited	Software	6,14,886	7,001.40	8.29%	
INE214T01019	Larsen & Toubro Infotech Limited	Software	71,323	4,856.88	5.75%	
INE018I01017	MindTree Limited	Software	1,00,468	4,348.81	5.15%	
INE356A01018	MphasiS Limited	Software	1,28,877	3,731.18	4.42%	
INE010V01017	L&T Technology Services Limited	Software	42,827	2,261.01	2.68%	
INE591G01017	Coforge Limited	Software	40,846	2,218.59	2.63%	
	Subtotal			**84,439.83**	**99.96%**	
	(b) UNLISTED			**NIL**	**NIL**	**NIL**
	Subtotal			**NIL**	**NIL**	**NIL**
	Total			**84,439.83**	**99.96%**	
	Money Market Instruments					
	Triparty Repo/ Reverse Repo Instrument					
	Triparty Repo			84.90	0.10%	
	Total			**84.90**	**0.10%**	
	OTHERS					
	Cash Margin - CCIL			0.00	$0.00%	
	Total			**0.00**	**0.00%**	
	Net Current Assets			**(26.40)**	**-0.06%**	
	GRAND TOTAL			**84,498.33**	**100.00%**	

$ Less Than 0.01% of NAV

Details of the Equity shares have been lent under Securities Lending and Borrowing as follows:-

Name of the Instrument	Quantity
Infosys Limited	35,000

SCHEME RISK-O-METER

BENCHMARK NAME - NIFTY IT TRI

BENCHMARK RISK-O-METER

Nippon India Multi Asset Fund (An open ended scheme investing in Equity, Debt and Exchange Traded Commodity Derivatives and Gold ETF)

Monthly Portfolio Statement as on November 30,2021

Index

ISIN	Name of the Instrument	Industry / Rating	Quantity	Market/Fair Value (Rs. in Lacs)	% to NAV	YIELD
	Equity & Equity related					
	(a) Listed / awaiting listing on Stock Exchanges					
INE090A01021	ICICI Bank Limited	Banks	7,01,634	5,012.12	4.27%	
INE009A01021	Infosys Limited	Software	2,62,758	4,500.12	3.83%	
INE002A01018	Reliance Industries Limited	Petroleum Products	1,59,847	3,844.96	3.27%	
INE040A01034	HDFC Bank Limited	Banks	2,44,964	3,658.66	3.12%	
INE200M01013	Varun Beverages Limited	Consumer Non Durables	2,17,762	1,941.24	1.65%	
INE001A01036	Housing Development Finance Corporation Limited	Finance	68,969	1,843.61	1.57%	
INE238A01034	Axis Bank Limited	Banks	2,61,116	1,712.01	1.46%	
INE058A01010	Sanofi India Limited	Pharmaceuticals	21,050	1,671.66	1.42%	
INE018A01030	Larsen & Toubro Limited	Construction Project	90,000	1,588.28	1.35%	
INE062A01020	State Bank of India	Banks	3,37,727	1,555.40	1.32%	
INE237A01028	Kotak Mahindra Bank Limited	Banks	77,094	1,512.51	1.29%	
INE010V01017	L&T Technology Services Limited	Software	28,395	1,499.09	1.28%	
INE030A01027	Hindustan Unilever Limited	Consumer Non Durables	60,300	1,397.48	1.19%	
INE044A01036	Sun Pharmaceutical Industries Limited	Pharmaceuticals	1,73,733	1,309.25	1.12%	
INE397D01024	Bharti Airtel Limited	Telecom - Services	1,77,192	1,290.40	1.10%	
INE208A01029	Ashok Leyland Limited	Auto	10,35,505	1,239.50	1.06%	
INE101A01026	Mahindra & Mahindra Limited	Auto	1,45,000	1,211.48	1.03%	
INE726G01019	ICICI Prudential Life Insurance Company Limited	Insurance	2,03,054	1,204.21	1.03%	
INE669C01036	Tech Mahindra Limited	Software	78,114	1,204.09	1.03%	
INE059A01026	Cipla Limited	Pharmaceuticals	1,20,969	1,174.97	1.00%	
INE733E01010	NTPC Limited	Power	9,14,361	1,163.52	0.99%	
INE548C01032	Emami Limited	Consumer Non Durables	2,20,618	1,162.77	0.99%	
INE154A01025	ITC Limited	Consumer Non Durables	5,23,177	1,157.01	0.99%	
INE081A01012	Tata Steel Limited	Ferrous Metals	89,190	955.40	0.81%	
INE263A01024	Bharat Electronics Limited	Aerospace & Defense	4,28,203	872.46	0.74%	
INE149A01033	Cholamandalam Financial Holdings Limited	Finance	1,23,283	861.32	0.73%	
INE949L01017	AU Small Finance Bank Limited	Banks	76,728	841.02	0.72%	
INE860A01027	HCL Technologies Limited	Software	73,480	836.68	0.71%	
INE089A01023	Dr. Reddy's Laboratories Limited	Pharmaceuticals	17,461	816.45	0.70%	
INE647A01010	SRF Limited	Chemicals	40,000	802.34	0.68%	
INE018E01016	SBI Cards and Payment Services Limited	Finance	83,072	789.60	0.67%	
INE465A01025	Bharat Forge Limited	Industrial Products	1,02,402	710.31	0.61%	
INE585B01010	Maruti Suzuki India Limited	Auto	10,000	706.78	0.60%	
INE462A01022	Bayer Cropscience Limited	Pesticides	14,570	670.81	0.57%	
INE647O01011	Aditya Birla Fashion and Retail Limited	Retailing	2,48,205	633.17	0.54%	
INE226A01021	Voltas Limited	Consumer Durables	50,000	600.50	0.51%	
INE686F01025	United Breweries Limited	Consumer Non Durables	38,868	584.71	0.50%	
INE180A01020	Max Financial Services Limited	Insurance	62,021	583.15	0.50%	
INE029A01011	Bharat Petroleum Corporation Limited	Petroleum Products	1,31,893	488.00	0.42%	
INE129A01019	GAIL (India) Limited	Gas	2,50,000	324.50	0.28%	
IN9397D01014	Bharti Airtel Limited - Partly paid up share	Telecom - Services	21,650	84.61	0.07%	
INE075A01022	Wipro Limited	Software	980	6.25	0.01%	
	Subtotal			**56,022.40**	**47.73%**	
	(b) UNLISTED					
	Subtotal			**0.00**	**0.00%**	
	Total			**56,022.40**	**47.73%**	
	Listed Foreign Securities/Overseas ETFs					
US0378331005	Apple Inc	Technology Hardware, Storage & Peripherals	20,055	2,489.25	2.12%	
US5949181045	Microsoft Corp	Systems Software	8,730	2,167.09	1.85%	
US0231351067	Amazon Com Inc	Internet & Direct Marketing Retail	671	1,767.02	1.51%	
US02079K1079	Alphabet Inc	Interactive Media & Services	544	1,163.78	0.99%	
US88160R1014	Tesla Inc	Automobile Manufacturers	1,198	1,029.78	0.88%	
US46625H1005	JP Morgan Chase & Co	Diversified Banks	7,726	921.43	0.78%	
US91324P1021	Unitedhealth Group Inc	Managed Health Care	2,637	879.59	0.75%	
US4781601046	Johnson & Johnson	Pharmaceuticals	7,256	849.57	0.72%	
US67066G1040	Nvidia Corp Com	Semiconductors	3,058	750.31	0.64%	
US0846707026	Berkshire Hathaway Inc	Multi-Sector Holdings	3,486	724.26	0.62%	
CH0038863350	Nestele SA (Registered) 7123870	Packaged Foods & Meats	7,328	707.53	0.60%	
IE00B212WP82	Linde PLC	Industrial Gases	2,931	701.41	0.60%	
US0605051046	BANK OF AMERICA CORP	Diversified Banks	20,027	668.74	0.57%	
US7427181091	Procter & Gamble Co	Household Products	5,994	650.73	0.55%	
CH0012032048	Roche Holdings Ag Genus Bearer Shs	Pharmaceuticals	1,995	587.08	0.50%	
US30303M1027	Facebook Inc	Interactive Media & Services	2,221	541.11	0.46%	
US03027X1000	American Tower Corp	Specialized REITs	2,674	527.02	0.45%	
US9078181081	Union Pacific Ord	Railroads	2,586	457.56	0.39%	
US30231G1022	Exxon Mobil Corporation Ltd	Integrated Oil & Gas	9,861	443.08	0.38%	
US65339F1012	NextEra Energy Inc	Electric Utilities	6,690	435.93	0.37%	
US9113121068	UNITED PARCEL SERVICES INC	Air Freight & Logistics	2,883	429.43	0.37%	
US4385161066	Honeywell International Inc	Industrial Conglomerates	2,802	425.51	0.36%	
CH0012005267	NOVARTIS AG	Pharmaceuticals	6,523	391.97	0.33%	
US9497461015	Wells Fargo & Co	Diversified Banks	10,746	385.54	0.33%	
US1667641005	Cheveron Corp	Integrated Oil & Gas	4,518	382.91	0.33%	
DE0007236101	Siemens AG	Industrial Conglomerates	3,179	381.48	0.32%	
US75513E1010	Raytheon Technologies Corp	Aerospace & Defense	6,129	372.41	0.32%	
US0970231058	THE BOEING CO	Aerospace & Defense	2,288	339.91	0.29%	
GB0007188757	Rio Tinto PLC	Diversified Metals & Mining	6,554	302.23	0.26%	
US1729674242	Citigroup Inc	Diversified Banks	5,379	257.28	0.22%	
GB00B10RZP78	Unilever PLC	Personal Products	6,595	254.47	0.22%	
HK0000069689	AIA Group Ltd	Life & Health Insurance	31,427	248.49	0.21%	
JP3633400001	Toyota Motor Corp	Automobile Manufacturers	16,500	219.03	0.19%	
US26441C2044	Duke Energy Corp	Electric Utilities	2,549	185.68	0.16%	
US2546871060	The Walt Disney Company	Movies & Entertainment	1,639	178.33	0.15%	
	Total			**23,216.94**	**19.79%**	
	Debt Instruments					
	(a) Listed / awaiting listing on Stock Exchange					
	Government Securities					
IN0020150093	7.59% Government of India	SOVEREIGN	25,00,000	2,679.44	2.28%	5.61%
IN0020180488	7.32% Government of India	SOVEREIGN	25,00,000	2,631.25	2.24%	4.73%
IN0020210012	5.63% Government of India	SOVEREIGN	25,00,000	2,498.29	2.13%	5.65%
IN0020200278	5.15% Government of India	SOVEREIGN	20,00,000	1,982.00	1.69%	5.41%
	Non Convertible Debentures					
INE062A08256	6.24% State Bank of India **	CRISIL AAA	300	2,998.59	2.55%	6.24%
INE001A07SR3	6.43% Housing Development Finance Corporation Limited **	CRISIL AAA	250	2,540.63	2.16%	5.94%
INE020B08DK6	5.94% REC Limited **	CRISIL AAA	200	1,998.38	1.70%	5.96%
	Subtotal			**17,328.58**	**14.75%**	
	(b) Privately placed / Unlisted			**NIL**	**NIL**	**NIL**
	Subtotal			**NIL**	**NIL**	**NIL**
	(c) Securitised Debt					
	Subtotal			**NIL**	**NIL**	
	Total			**17,328.58**	**14.75%**	
	Money Market Instruments					
	Triparty Repo/ Reverse Repo Instrument					
	Triparty Repo			14,235.66	12.13%	
	Total			**14,235.66**	**12.13%**	
	Exchange Traded Funds					
INF204KB17I5	Nippon India ETF Gold Bees		77,00,000	3,196.27	2.72%	
	Total			**3,196.27**	**2.72%**	
	OTHERS					
	Cash Margin - CCIL			4.00	$0.00%	
	Cash Margin - Derivatives			2,600.00	2.21%	
	Total			**2,604.00**	**2.21%**	
	Net Current Assets			**799.75**	**0.67%**	
	GRAND TOTAL			**1,17,403.60**	**100.00%**	

**** Non Traded Securities/Illiquid Securities**
$ Less Than 0.01% of NAV

Details of Commodity Future / Index Future

Long/Short	Name of the Instrument	industry	Quantity.	Market/Fair Value (Rs. in Lacs).	% to NAV.
Long	GOLD_04/02/2022	Gold Commodity	22300	10,660.52	9.08%
Long	Metal Index_22/12/2021	Index	7250	1,204.52	1.03%
Long	CRUDEOIL_19/01/2022	Crude Oil Commodity	23000	1,125.62	0.96%
Long	SILVER_04/03/2022	Silver Commodity	1020	635.33	0.54%

Disclosure of Yield to Call

"With Reference to " AMFI Best Practices Guidelines Circular No. 91/ 2020 – 21 on Valuation of AT-1 Bonds and Tier 2 Bonds" disclosure of Yield to Call as follows"

isin_code	security_name	Yield to Call
INE062A08256	6.24% SBI NCDSr2 BSIII Tier2 (M21/9/30)CALL19/9/25	6.25%

BENCHMARK NAME - 50% OF S&P BSE 500 TRI, 20% OF MSCI WORLD INDEX TRI, 15% OF CRISIL SHORT TERM BOND FUND INDEX & 15% OF DOMESTIC PRICES OF GOLD

SCHEME RISK-O-METER

BENCHMARK RISK-O-METER

Nippon India Nifty Smallcap 250 Index Fund (An open ended scheme replicating/tracking Nifty Smallcap 250 Index)

Index

Monthly Portfolio Statement as on November 30,2021

ISIN	Name of the Instrument	Industry / Rating	Quantity	Market/Fair Value (Rs. in Lacs)	% to NAV	YIELD
	Equity & Equity related					
	(a) Listed / awaiting listing on Stock Exchanges					
INE022Q01020	Indian Energy Exchange Limited	Capital Markets	75,961	565.53	2.38%	
INE736A01011	Central Depository Services (India) Limited	Capital Markets	25,237	366.20	1.54%	
INE483C01032	Tanla Platforms Limited	Software	22,377	335.49	1.41%	
INE120A01034	Carborundum Universal Limited	Industrial Products	33,215	304.81	1.28%	
INE067A01029	CG Power and Industrial Solutions Limited	Industrial Capital Goods	1,91,805	286.08	1.20%	
INE944F01028	Radico Khaitan Limited	Consumer Non Durables	24,212	271.73	1.14%	
INE136B01020	Cylent Limited	Software	24,951	252.62	1.06%	
INE745G01035	Multi Commodity Exchange of India Limited	Capital Markets	15,395	246.17	1.04%	
INE148I01020	Indiabulls Housing Finance Limited	Finance	1,04,698	239.76	1.01%	
INE04I401011	KPIT Technologies Limited	Software	48,000	237.43	1.00%	
INE836A01035	Birlasoft Limited	Software	49,452	234.87	0.99%	
INE536A01023	Grindwell Norton Limited	Industrial Products	14,038	226.47	0.95%	
INE891D01026	Redington (India) Limited	Trading	1,48,590	218.50	0.92%	
INE118H01025	BSE Limited	Capital Markets	13,592	212.01	0.89%	
INE09NX01011	Gujarat Fluorochemicals Limited	Chemicals	10,612	208.72	0.88%	
INE419U01012	Happiest Minds Technologies Limited	Software	17,291	208.45	0.88%	
INE043D01016	IDFC Limited	Finance	4,04,823	203.22	0.86%	
INE269A01021	Sonata Software Limited	Software	21,904	200.26	0.84%	
INE064C01022	Trident Limited	Textile Products	3,84,592	199.99	0.84%	
INE791I01019	Brigade Enterprises Limited	Construction	38,856	195.23	0.82%	
INE183A01024	Finolex Industries Limited	Industrial Products	88,036	186.50	0.79%	
INE596I01012	Computer Age Management Services Limited	Capital Markets	6,043	185.97	0.78%	
INE085A01013	Chambal Fertilizers & Chemicals Limited	Fertilisers	50,258	182.94	0.77%	
INE191H01014	PVR Limited	Entertainment	13,208	181.16	0.76%	
INE878B01027	KEI Industries Limited	Industrial Products	16,320	180.32	0.76%	
INE615P01015	Quess Corp Limited	Other Services	20,072	179.37	0.76%	
INE285A01027	Elgi Equipments Limited	Industrial Products	65,055	179.06	0.75%	
INE486A01021	CESC Limited	Power	2,00,082	175.07	0.74%	
INE269B01029	Lakshmi Machine Works Limited	Industrial Capital Goods	2,032	173.13	0.73%	
INE472A01039	Blue Star Limited	Consumer Durables	17,736	168.28	0.71%	
INE572A01028	JB Chemicals & Pharmaceuticals Limited	Pharmaceuticals	10,265	168.21	0.71%	
INE069I01010	Indiabulls Real Estate Limited	Construction	1,00,196	167.93	0.71%	
INE517B01013	Tata Teleservices (Maharashtra) Limited	Telecom - Services	1,46,960	165.40	0.70%	
INE205C01021	Poly Medicure Limited	Healthcare Services	15,919	165.05	0.70%	
INE466L01020	IFL Wealth Management Limited	Finance	10,946	163.10	0.69%	
INE439A01020	Asahi India Glass Limited	Auto Ancillaries	33,757	162.62	0.68%	
INE548A01028	HFCL Limited	Telecom - Services	2,25,746	162.09	0.68%	
INE389H01022	KEC International Limited	Power	37,253	158.46	0.67%	
INE306R01017	Intellect Design Arena Limited	Software	25,501	158.34	0.67%	
INE684F01012	Firstsource Solutions Limited	Software	92,579	157.01	0.66%	
INE722A01011	Shriram City Union Finance Limited	Finance	6,980	155.37	0.65%	
INE371P01015	Amber Enterprises India Limited	Consumer Durables	5,086	154.08	0.65%	
INE089C01029	Sterlite Technologies Limited	Telecom - Services	55,157	152.43	0.64%	
INE477A01020	Can Fin Homes Limited	Finance	25,324	149.44	0.63%	
INE325A01013	Timken India Limited	Industrial Products	7,266	146.84	0.62%	
INE985S01024	TeamLease Services Limited	Commercial Services	3,406	145.73	0.61%	
INE499A01024	DCM Shriram Limited	Consumer Non Durables	15,064	144.41	0.61%	
INE193E01025	Bajaj Electricals Limited	Consumer Durables	12,816	137.68	0.58%	
INE700A01033	Jubilant Pharmova Limited	Pharmaceuticals	23,561	137.56	0.58%	
INE126A01031	EID Parry India Limited	Consumer Non Durables	29,437	137.31	0.58%	
INE450U01017	Route Mobile Limited	Software	7,559	137.14	0.58%	
INE930H01031	K.P.R. Mill Limited	Textile Products	25,965	136.87	0.58%	
INE142Z01019	Orient Electric Limited	Consumer Durables	34,590	134.50	0.57%	
INE124G01033	Delta Corp Limited	Leisure Services	53,967	133.11	0.56%	
INE235A01022	Finolex Cables Limited	Industrial Products	23,085	130.90	0.55%	
INE825A01012	Vardhman Textiles Limited	Textiles - Cotton	6,441	130.88	0.55%	
INE094J01016	UTI Asset Management Company Limited	Capital Markets	11,870	130.05	0.55%	
INE0BY001018	Jubilant Ingrevia Limited	Chemicals	23,561	130.03	0.55%	
INE916U01025	Sheela Foam Limited	Consumer Durables	3,976	129.65	0.55%	
INE101D01020	Granules India Limited	Pharmaceuticals	42,618	128.11	0.54%	
INE199A01012	Procter & Gamble Health Limited	Pharmaceuticals	2,405	128.06	0.54%	
INE759A01021	Mastek Limited	Software	4,743	127.85	0.54%	
INE951I01027	V-Guard Industries Limited	Consumer Durables	51,946	127.14	0.54%	
INE988K01017	Equitas Holdings Limited	Finance	1,03,180	125.11	0.53%	
INE665J01013	V-Mart Retail Limited	Retailing	3,157	124.63	0.52%	
INE192B01031	Welspun India Limited	Textile Products	89,483	123.40	0.52%	
INE786A01032	JK Lakshmi Cement Limited	Cement & Cement Products	19,182	121.80	0.51%	
INE055A01016	Century Textiles & Industries Limited	Paper	15,848	121.44	0.51%	
INE410P01011	Narayana Hrudayalaya Limited	Healthcare Services	20,359	121.40	0.51%	
INE520A01027	Zensar Technologies Limited	Software	26,582	118.70	0.50%	
INE113A01013	Gujarat Narmada Valley Fertilizers and Chemicals Limited	Chemicals	27,682	117.58	0.50%	
INE074A01025	Praj Industries Limited	Industrial Capital Goods	36,037	116.76	0.49%	
INE119A01028	Balrampur Chini Mills Limited	Consumer Non Durables	37,403	116.57	0.49%	
INE340A01012	Birla Corporation Limited	Cement & Cement Products	8,601	116.04	0.49%	
INE703B01027	Ratnamani Metals & Tubes Limited	Ferrous Metals	5,219	115.18	0.49%	
INE274F01020	Westlife Development Limited	Leisure Services	20,697	113.52	0.48%	
INE036D01028	Karur Vysya Bank Limited	Banks	2,36,428	113.37	0.48%	
INE511C01022	Poonawalla Fincorp Limited	Finance	62,315	112.98	0.48%	
INE855B01025	Rain Industries Limited	Chemicals	56,860	112.72	0.47%	
INE530B01024	IFL Finance Limited	Finance	36,394	112.64	0.47%	
INE040H01021	Suzlon Energy Limited	Industrial Capital Goods	16,39,237	112.29	0.47%	
INE634I01029	KNR Constructions Limited	Construction	39,903	112.21	0.47%	
INE054A01027	VIP Industries Limited	Consumer Durables	20,060	112.16	0.47%	
INE348B01021	Century Plyboards (India) Limited	Consumer Durables	18,109	108.94	0.46%	
INE258A01016	BEML Limited	Industrial Capital Goods	5,783	106.85	0.45%	
INE195J01029	PNC Infratech Limited	Construction	34,075	104.75	0.44%	
INE532F01054	Edelweiss Financial Services Limited	Finance	1,55,674	104.46	0.44%	
INE868B01028	NCC Limited	Construction Project	1,47,281	104.35	0.44%	
INE738I01010	eClerx Services Limited	Software	4,634	101.41	0.43%	
INE572E01012	PNB Housing Finance Limited	Finance	17,598	96.92	0.41%	
INE373A01013	BASF India Limited	Chemicals	3,528	95.72	0.40%	
INE399C01030	Suprajit Engineering Limited	Auto Ancillaries	22,977	95.55	0.40%	
INE671H01015	Sobha Limited	Construction	10,880	93.19	0.39%	
INE939A01011	Strides Pharma Science Limited	Pharmaceuticals	18,971	92.55	0.39%	
INE017A01032	The Great Eastern Shipping Company Limited	Transportation	31,500	92.50	0.39%	
INE276A01018	Garware Technical Fibres Limited	Textiles - Synthetic	2,863	91.60	0.39%	
INE821I01014	IRB Infrastructure Developers Limited	Construction	44,560	91.44	0.39%	
INE050E01027	Balaji Amines Limited	Chemicals	3,032	90.88	0.38%	
INE455T01018	Jindal Stainless (Hisar) Limited	Ferrous Metals	29,914	90.49	0.38%	
INE739E01017	Cera Sanitaryware Limited	Consumer Durables	1,806	90.33	0.38%	
INE780C01023	JM Financial Limited	Finance	1,26,660	90.12	0.38%	
INE150G01020	Lux Industries Limited	Textile Products	2,360	89.92	0.38%	
INE208C01025	Aegis Logistics Limited	Transportation	39,205	89.90	0.38%	
INE541A01023	GMM Pfaudler Limited	Industrial Capital Goods	1,986	88.91	0.37%	
INE421D01022	CCL Products (India) Limited	Consumer Non Durables	21,686	87.58	0.37%	
INE600K01018	Galaxy Surfactants Limited	Chemicals	3,104	86.20	0.36%	
INE886H01027	TV18 Broadcast Limited	Entertainment	2,07,013	85.29	0.36%	
INE07Y701011	ABB Power Products and Systems India Limited	Industrial Capital Goods	3,199	84.65	0.36%	
INE371A01025	Graphite India Limited	Industrial Products	20,643	84.39	0.36%	
INE545A01016	HEG Limited	Industrial Products	4,660	84.18	0.35%	
INE095N01031	NBCC (India) Limited	Construction	2,06,486	83.21	0.35%	
INE686Y01026	Fine Organic Industries Limited	Chemicals	2,314	83.07	0.35%	
INE586V01016	TCI Express Limited	Transportation	3,834	82.11	0.35%	
INE312H01016	INOX Leisure Limited	Entertainment	20,312	81.30	0.34%	
INE517F01014	Gujarat Pipavav Port Limited	Transportation	81,727	80.50	0.34%	
INE633B01018	Polyplex Corporation Limited	Industrial Products	4,359	80.45	0.34%	
INE270A01029	Alok Industries Limited	Textile Products	3,74,727	80.00	0.34%	
INE406M01024	Eris Lifesciences Limited	Pharmaceuticals	11,074	79.69	0.34%	
INE483S01020	Infibeam Avenues Limited	Software	2,01,059	79.32	0.33%	
INE599M01018	Just Dial Limited	Retailing	12,106	79.12	0.33%	
INE220B01022	Kalpataru Power Transmission Limited	Power	20,229	78.57	0.33%	
INE220G01021	Jindal Stainless Limited	Ferrous Metals	47,068	77.73	0.33%	
INE026A01025	Gujarat State Fertilizers & Chemicals Limited	Fertilisers	68,567	76.49	0.32%	
INE482A01020	CEAT Limited	Auto Ancillaries	6,472	76.00	0.32%	
INE383A01012	The India Cements Limited	Cement & Cement Products	41,163	75.76	0.32%	
INE255A01020	EPL Limited	Industrial Products	38,147	75.51	0.32%	
INE109A01011	Shipping Corporation Of India Limited	Transportation	50,622	75.22	0.32%	
INE163A01018	NOCIL Limited	Chemicals	33,161	74.74	0.31%	
INE008A01015	IDBI Bank Limited	Banks	1,62,297	73.76	0.31%	
INE613A01020	Rallis India Limited	Pesticides	29,353	73.09	0.31%	
INE230A01023	EIH Limited	Leisure Services	60,411	72.73	0.31%	
INE659A01023	Sudarshan Chemical Industries Limited	Chemicals	12,539	70.54	0.30%	
INE917M01012	Dilip Buildcon Limited	Construction	13,242	69.96	0.29%	
INE536H01010	Mahindra CIE Automotive Limited	Industrial Products	28,607	68.46	0.29%	
INE679A01013	CSB Bank Limited	Banks	24,615	68.10	0.29%	
INE689W01016	Prince Pipes And Fittings Limited	Industrial Products	9,300	67.75	0.29%	
INE663A01017	Supreme Petrochem Limited	Chemicals	10,218	67.44	0.28%	
INE180C01026	Capri Global Capital Limited	Finance	13,234	66.22	0.28%	
INE191B01025	Welspun Corp Limited	Ferrous Metals	39,388	65.01	0.27%	
INE503A01015	DCB Bank Limited	Banks	78,763	64.63	0.27%	
INE624Z01016	Solara Active Pharma Sciences Limited	Pharmaceuticals	4,989	63.56	0.27%	
INE668F01031	Jyothy Labs Limited	Consumer Non Durables	41,016	63.39	0.27%	
INE805D01034	Sunteck Realty Limited	Construction	14,584	63.16	0.27%	
INE970X01018	Lemon Tree Hotels Limited	Leisure Services	1,41,107	62.86	0.26%	
INE871C01038	Avanti Feeds Limited	Consumer Non Durables	11,928	62.61	0.26%	
INE051B01021	Vakrangee Limited	Software	1,82,294	62.34	0.26%	
INE790G01031	Shilpa Medicare Limited	Pharmaceuticals	11,321	61.56	0.26%	
INE741K01010	CreditAccess Grameen Limited	Finance	12,224	61.53	0.26%	
INE914M01019	Aster DM Healthcare Limited	Healthcare Services	31,667	60.80	0.26%	
INE732I01013	Angel One Limited	Capital Markets	5,982	60.67	0.26%	
INE594H01019	Thyrocare Technologies Limited	Healthcare Services	5,427	60.00	0.25%	
INE170I01016	Hinduja Global Solutions Limited	Software	2,080	59.89	0.25%	
INE766P01016	Mahindra Logistics Limited	Transportation	9,101	59.75	0.25%	
INE510A01028	Engineers India Limited	Construction Project	83,138	59.61	0.25%	
INE039C01032	Jamna Auto Industries Limited	Auto Ancillaries	60,144	59.54	0.25%	
INE203A01020	AstraZeneca Pharma India Limited	Pharmaceuticals	1,887	59.20	0.25%	
INE576O01020	Laxmi Organic Industries Limited	Chemicals	14,327	59.08	0.25%	
INE07T201019	Burger King India Limited	Leisure Services	39,372	58.45	0.25%	
INE475B01022	Hikal Limited	Pharmaceuticals	11,539	58.27	0.25%	
INE152M01016	Triveni Turbine Limited	Industrial Capital Goods	31,232	58.06	0.24%	
INE00M201021	Sterling And Wilson Solar Limited	Construction Project	14,523	58.05	0.24%	
INE285J01028	SIS Limited	Commercial Services	11,963	57.53	0.24%	
INE171Z01018	Bharat Dynamics Limited	Aerospace & Defense	13,832	57.33	0.24%	
INE602A01023	Phillips Carbon Black Limited	Chemicals	27,348	57.20	0.24%	
INE483B01026	Indo Count Industries Limited	Textile Products	24,432	56.95	0.24%	
INE320J01015	RITES Limited	Engineering Services	20,312	56.40	0.24%	
INE481N01025	Home First Finance Company India Limited	Finance	6,869	55.60	0.23%	
INE232I01014	Sun Pharma Advanced Research Company Limited	Pharmaceuticals	22,267	54.95	0.23%	
INE050A01025	Bombay Burmah Trading Corporation Limited	Consumer Non Durables	5,476	54.42	0.23%	
INE870H01013	Network18 Media & Investments Limited	Entertainment	75,853	54.31	0.23%	
INE09VQ01012	Indigo Paints Limited	Consumer Non Durables	2,441	54.25	0.23%	
INE001B01026	KRBL Limited	Consumer Non Durables	22,028	53.16	0.22%	
INE475E01026	Caplin Point Laboratories Limited	Pharmaceuticals	7,079	52.99	0.22%	
INE418L01021	Nazara Technologies Limited	Entertainment	2,298	51.51	0.22%	
INE260B01028	Godfrey Phillips India Limited	Consumer Non Durables	4,238	51.42	0.22%	
INE807F01027	Sequent Scientific Limited	Pharmaceuticals	33,740	51.17	0.22%	
INE285B01017	Spicejet Limited	Transportation	72,615	50.90	0.21%	
INE933K01021	Bajaj Consumer Care Limited	Consumer Non Durables	27,614	50.53	0.21%	
INE334L01012	Ujjivan Financial Services Limited	Finance	36,729	49.77	0.21%	
INE767A01016	Aarti Drugs Limited	Pharmaceuticals	9,784	49.58	0.21%	
INE778U01029	TCNS Clothing Co. Limited	Textile Products	6,131	49.58	0.21%	
INE225D01027	Symphony Limited	Consumer Durables	5,280	49.25	0.21%	

INE493A01027	Tata Coffee Limited	Consumer Non Durables	24,244	49.18	0.21%	
INE565V01010	Valiant Organics Limited	Chemicals	4,754	47.94	0.20%	
INE565A01014	Indian Overseas Bank	Banks	2,28,251	47.59	0.20%	
INE02A801020	Rossari Biotech Limited	Chemicals	3,656	47.31	0.20%	
INE789E01012	JK Paper Limited	Paper	22,501	46.82	0.20%	
INE578A01017	HeidelbergCement India Limited	Cement & Cement Products	21,207	46.80	0.20%	
INE010A01011	Prism Johnson Limited	Cement & Cement Products	37,988	46.46	0.20%	
INE415G01027	Rail Vikas Nigam Limited	Construction Project	1,38,474	46.32	0.20%	
INE850D01014	Godrej Agrovet Limited	Consumer Non Durables	8,699	45.87	0.19%	
INE258B01022	FDC Limited	Pharmaceuticals	15,798	45.04	0.19%	
INE752P01024	Future Retail Limited	Retailing	90,038	44.66	0.19%	
INE873D01024	Indoco Remedies Limited	Pharmaceuticals	11,406	44.28	0.19%	
INE516A01017	Uflex Limited	Industrial Products	8,938	43.71	0.18%	
INE049B01025	Wockhardt Limited	Pharmaceuticals	10,035	43.71	0.18%	
INE490G01020	MOIL Limited	Minerals/Mining	25,792	43.60	0.18%	
INE002L01015	SJVN Limited	Power	1,54,223	42.95	0.18%	
INE031A01017	Housing & Urban Development Corporation Limited	Finance	1,08,780	42.53	0.18%	
INE224A01026	Greaves Cotton Limited	Industrial Products	30,711	42.17	0.18%	
INE573A01042	JK Tyre & Industries Limited	Auto Ancillaries	32,706	42.09	0.18%	
INE743M01012	RHI Magnesita India Limited	Industrial Products	12,331	41.78	0.18%	
INE427F01016	Chalet Hotels Limited	Leisure Services	17,330	41.22	0.17%	
INE455I01029	Kaveri Seed Company Limited	Consumer Non Durables	8,195	40.94	0.17%	
INE782A01015	Johnson Controls - Hitachi Air Conditioning India Limited	Consumer Durables	2,134	40.52	0.17%	
INE998I01010	Mahindra Holidays & Resorts India Limited	Leisure Services	19,364	40.16	0.17%	
INE036B01030	Gujarat Ambuja Exports Limited	Consumer Non Durables	24,923	39.50	0.17%	
INE483A01010	Central Bank of India	Banks	1,83,442	39.16	0.16%	
INE999A01015	KSB Limited	Industrial Products	3,152	39.15	0.16%	
INE317F01035	Nesco Limited	Commercial Services	6,594	38.97	0.16%	
INE842C01021	Minda Corporation Limited	Auto Ancillaries	23,817	38.92	0.16%	
INE589A01014	NLC India Limited	Power	66,976	38.34	0.16%	
INE059D01020	La Opala RG Limited	Consumer Durables	11,393	37.80	0.16%	
INE837H01020	Advanced Enzyme Technologies Limited	Consumer Non Durables	11,473	37.57	0.16%	
INE063P01018	Equitas Small Finance Bank Limited	Banks	62,195	37.50	0.16%	
INE442H01029	Ashoka Buildcon Limited	Construction	38,983	37.50	0.16%	
INE310A01015	Nilkamal Limited	Industrial Products	1,577	37.38	0.16%	
INE704P01017	Cochin Shipyard Limited	Industrial Capital Goods	10,722	36.41	0.15%	
INE324A01024	Jindal Saw Limited	Ferrous Metals	34,750	35.13	0.15%	
INE457A01014	Bank of Maharashtra	Banks	1,82,862	35.11	0.15%	
INE186A01019	Gujarat Alkalies and Chemicals Limited	Chemicals	5,765	35.03	0.15%	
INE398A01010	Veniky's (India) Limited	Consumer Non Durables	1,403	34.94	0.15%	
INE559A01017	IFB Industries Limited	Consumer Durables	3,058	34.85	0.15%	
INE962Y01021	IRCON International Limited	Construction Project	76,659	34.46	0.15%	
INE665L01035	Varroc Engineering Limited	Auto Ancillaries	11,531	34.02	0.14%	
INE930P01018	Anupam Rasayan India Limited	Chemicals	4,223	33.33	0.14%	
INE435G01025	Dhanuka Agritech Limited	Pesticides	4,218	31.17	0.13%	
INE838B01013	Bharat Rasayan Limited	Pesticides	314	31.16	0.13%	
INE485C01011	IOL Chemicals and Pharmaceuticals Limited	Pharmaceuticals	6,912	30.71	0.13%	
INE0DD101019	RailTel Corporation of India Limited	Telecom - Services	26,159	30.67	0.13%	
INE0AJG01018	Hemisphere Properties India Limited	Construction	22,369	29.27	0.12%	
INE027A01015	Rashtriya Chemicals and Fertilizers Limited	Fertilisers	41,636	29.08	0.12%	
INE177A01018	Ingersoll Rand (India) Limited	Industrial Products	2,382	27.99	0.12%	
INE099Z01011	Mishra Dhatu Nigam Limited	Aerospace & Defense	14,704	27.11	0.11%	
INE303R01014	Kalyan Jewellers India Limited	Consumer Durables	40,424	27.10	0.11%	
INE488B01017	Tasty Bite Eatables Limited	Consumer Non Durables	201	27.04	0.11%	
INE982F01036	Hathway Cable & Datacom Limited	Entertainment	1,33,590	26.72	0.11%	
INE674A01014	Tata Steel Long Products Limited	Ferrous Metals	3,653	25.95	0.11%	
INE103A01014	Mangalore Refinery and Petrochemicals Limited	Petroleum Products	58,198	25.84	0.11%	
INE460H01021	Star Cement Limited	Cement & Cement Products	26,146	24.92	0.10%	
INE249Z01012	Mazagon Dock Shipbuilders Limited	Industrial Capital Goods	9,133	23.77	0.10%	
INE691A01018	UCO Bank	Banks	1,80,463	23.37	0.10%	
INE572J01011	Spandana Sphoorty Financial Limited	Finance	5,833	23.17	0.10%	
INE426A01027	Alembic Limited	Pharmaceuticals	22,480	22.72	0.10%	
INE188A01015	Fertilizers and Chemicals Travancore Limited	Fertilisers	19,534	21.47	0.09%	
INE221J01015	Sharda Cropchem Limited	Pesticides	6,809	21.41	0.09%	
INE839M01018	Schneider Electric Infrastructure Limited	Industrial Capital Goods	18,045	18.82	0.08%	
INE870D01012	National Fertilizers Limited	Fertilisers	37,024	18.22	0.08%	
INE123F01029	MMTC Limited	Trading	45,282	17.73	0.07%	
INE551W01018	Ujjivan Small Finance Bank Limited	Banks	88,697	16.14	0.07%	
	Subtotal			**23,700.19**	**99.83%**	
	(b) UNLISTED			**NIL**	**NIL**	**NIL**
	Subtotal			**NIL**	**NIL**	**NIL**
	Total			**23,700.19**	**99.83%**	
	Money Market Instruments					
	Triparty Repo/ Reverse Repo Instrument					
	Triparty Repo			455.45	1.92%	
	Total			**455.45**	**1.92%**	
	OTHERS					
	Cash Margin - CCIL			0.00	$0.00%	
	Total			**0.00**	**0.00%**	
	Net Current Assets			**(410.09)**	**-1.75%**	
	GRAND TOTAL			**23,745.55**	**100.00%**	

$ Less Than 0.01% of NAV

SCHEME RISK-O-METER

BENCHMARK NAME - NIFTY SMALLCAP 250 TRI
BENCHMARK RISK-O-METER

Nippon India ETF Nifty CPSE Bond Plus SDL - 2024 Maturity (An open-ended Target Maturity Exchange Traded CPSE Bond Plus
SDL Fund predominately investing in constituents of Nifty CPSE
Monthly Portfolio Statement as on November 30,2021

Index

ISIN	Name of the Instrument	Industry / Rating	Quantity	Market/Fair Value (Rs. in Lacs)	% to NAV	YIELD
	Debt Instruments					
	(a) Listed / awaiting listing on Stock Exchange					
	Government Securities					
IN3120140063	8.96% State Government Securities	SOVEREIGN	1,20,00,000	13,062.74	7.46%	5.27%
IN1020200284	5.41% State Government Securities	SOVEREIGN	1,24,72,600	12,521.36	7.15%	5.25%
IN2220200173	5.68% State Government Securities	SOVEREIGN	1,20,00,000	12,143.02	6.94%	5.22%
IN1920140010	9.14% State Government Securities	SOVEREIGN	81,62,000	8,903.75	5.09%	5.20%
IN3420140060	9.1% State Government Securities	SOVEREIGN	41,09,000	4,496.11	2.57%	5.35%
IN2220140106	9.01% State Government Securities	SOVEREIGN	35,30,600	3,863.24	2.21%	5.31%
IN1920140044	9.04% State Government Securities	SOVEREIGN	33,00,000	3,613.84	2.06%	5.30%
IN3120140055	8.83% State Government Securities	SOVEREIGN	29,00,000	3,147.82	1.80%	5.18%
IN2920200093	5.47% State Government Securities	SOVEREIGN	25,70,000	2,589.96	1.48%	5.14%
IN1020200375	5.75% State Government Securities	SOVEREIGN	25,00,000	2,532.32	1.45%	5.25%
IN2220200140	5.6% State Government Securities	SOVEREIGN	25,00,000	2,524.30	1.44%	5.22%
IN2920140042	9.11% State Government Securities	SOVEREIGN	20,00,000	2,179.06	1.25%	5.23%
IN2120140057	8.95% State Government Securities	SOVEREIGN	17,57,300	1,921.33	1.10%	5.33%
IN3420140078	8.99% State Government Securities	SOVEREIGN	16,29,000	1,782.44	1.02%	5.34%
IN3120140048	9.11% State Government Securities	SOVEREIGN	15,00,000	1,635.28	0.93%	5.20%
IN2020200068	5.65% State Government Securities	SOVEREIGN	15,00,000	1,517.41	0.87%	5.14%
IN3420140052	8.98% State Government Securities	SOVEREIGN	11,10,000	1,208.85	0.69%	5.32%
IN2820140035	8.84% State Government Securities	SOVEREIGN	10,00,000	1,084.34	0.62%	5.23%
IN1920140028	9.01% State Government Securities	SOVEREIGN	5,79,600	631.93	0.36%	5.20%
IN1020140050	8.96% State Government Securities	SOVEREIGN	5,00,000	546.94	0.31%	5.32%
IN1920140036	8.97% State Government Securities	SOVEREIGN	5,00,000	545.01	0.31%	5.27%
IN2220140049	8.83% State Government Securities	SOVEREIGN	5,00,000	542.73	0.31%	5.18%
IN2920190203	6.88% State Government Securities	SOVEREIGN	5,00,000	520.68	0.30%	5.28%
IN1020200326	5.52% State Government Securities	SOVEREIGN	5,00,000	503.38	0.29%	5.25%
IN1920130102	9.55% State Government Securities	SOVEREIGN	4,00,000	436.52	0.25%	5.10%
IN2020140033	9.19% State Government Securities	SOVEREIGN	3,39,600	370.59	0.21%	5.24%
IN2020140058	8.97% State Government Securities	SOVEREIGN	3,32,400	362.03	0.21%	5.31%
IN1520140022	8.94% State Government Securities	SOVEREIGN	2,72,800	298.44	0.17%	5.30%
IN2220140080	9.02% State Government Securities	SOVEREIGN	2,55,000	278.48	0.16%	5.31%
IN2120140016	9.11% State Government Securities	SOVEREIGN	2,00,000	217.81	0.12%	5.25%
IN1020140035	9.18% State Government Securities	SOVEREIGN	1,90,000	207.28	0.12%	5.24%
	Non Convertible Debentures					
INE094A08036	7% Hindustan Petroleum Corporation Limited **	CRISIL AAA	1,150	11,983.28	6.85%	5.28%
INE733E07JQ9	9.17% NTPC Limited **	CRISIL AAA	1,050	11,534.63	6.59%	5.29%
INE261F08BK1	7.69% National Bank For Agriculture and Rural Development **	CRISIL AAA	750	7,904.45	4.52%	5.30%
INE261F08DD2	5.27% National Bank For Agriculture and Rural Development **	ICRA AAA	758	7,577.50	4.33%	5.27%
INE020B07IZ5	9.34% REC Limited **	CRISIL AAA	683	7,455.06	4.26%	5.61%
INE752E07LQ0	9.3% Power Grid Corporation of India Limited **	CRISIL AAA	640	7,061.05	4.03%	5.17%
INE020B08BV7	8.1% REC Limited **	CRISIL AAA	582	6,175.56	3.53%	5.46%
INE020B08DR1	5.74% REC Limited **	CRISIL AAA	600	6,035.15	3.45%	5.46%
INE134E08KD9	8.1% Power Finance Corporation Limited **	CRISIL AAA	350	3,714.30	2.12%	5.40%
INE134E08GG0	9.39% Power Finance Corporation Limited **	CRISIL AAA	300	3,283.79	1.88%	5.55%
INE752E08569	7.34% Power Grid Corporation of India Limited **	CRISIL AAA	250	2,628.70	1.50%	5.17%
INE053F07B83	8.25% Indian Railway Finance Corporation Limited **	CRISIL AAA	205	2,185.02	1.25%	5.08%
INE261F08CX2	5.53% National Bank For Agriculture and Rural Development **	ICRA AAA	214	2,155.52	1.23%	5.17%
INE752E07IU8	9.35% Power Grid Corporation of India Limited **	CRISIL AAA	100	1,103.94	0.63%	5.17%
INE514E08DS5	9.25% Export Import Bank of India **	CRISIL AAA	50	545.66	0.31%	5.22%
INE094A08028	8% Hindustan Petroleum Corporation Limited **	CRISIL AAA	50	531.03	0.30%	5.16%
INE948E07997	7.52% NHPC Limited **	CARE AAA	50	526.02	0.30%	5.23%
INE261F08CK9	5.14% National Bank For Agriculture and Rural Development **	ICRA AAA	50	499.66	0.29%	5.17%
INE752E07HM7	8.64% Power Grid Corporation of India Limited **	CRISIL AAA	20	270.48	0.15%	5.17%
INE261F08CU8	5.44% National Bank For Agriculture and Rural Development **	ICRA AAA	4	40.21	0.02%	5.17%
	Subtotal			**1,69,400.00**	**96.79%**	
	(b) Privately placed / Unlisted			**NIL**	**NIL**	**NIL**
	Subtotal			**NIL**	**NIL**	**NIL**
	(c) Securitised Debt					
	Subtotal			**NIL**	**NIL**	
	Total			**1,69,400.00**	**96.79%**	
	Money Market Instruments					
	Triparty Repo/ Reverse Repo Instrument					
	Triparty Repo			1,921.34	1.10%	
	Total			**1,921.34**	**1.10%**	
	OTHERS					
	Cash Margin - CCIL			10.00	0.01%	
	Total			**10.00**	**0.01%**	
	Net Current Assets			**3,692.46**	**2.10%**	
	GRAND TOTAL			**1,75,023.80**	**100.00%**	

**** Non Traded Securities/Illiquid Securities**

SCHEME RISK-O-METER

BENCHMARK NAME - NIFTY CPSE BOND PLUS SDL SEP 2024 50:50 INDEX
BENCHMARK RISK-O-METER

Nippon India Passive Flexicap FOF (An Open-ended Fund of Funds Scheme investing in units of ETFs/Index Funds of Nippon India Mutual Fund)

Index

Monthly Portfolio Statement as on November 30,2021

ISIN	Name of the Instrument	Industry / Rating	Quantity	Market/Fair Value (Rs. in Lacs)	% to NAV	YIELD
	Money Market Instruments					
	Triparty Repo/ Reverse Repo Instrument					
	Triparty Repo			200.64	0.94%	
	Total			**200.64**	**0.94%**	
	Exchange Traded Funds					
INF204K014N5	Nippon India ETF Nifty 100		80,64,123	14,440.43	67.51%	
INF204KB1V68	Nippon India ETF Nifty Midcap 150		40,61,443	4,644.67	21.71%	
	Mutual Fund Units					
INF204KB15W0	Nippon India Nifty Smallcap 250 Ind FundDi PI-GrOp		1,19,33,355.320	2,218.22	10.37%	
	Total			**21,303.32**	**99.59%**	
	Net Current Assets			**(114.10)**	**-0.53%**	
	GRAND TOTAL			**21,389.86**	**100.00%**	

SCHEME RISK-O-METER

BENCHMARK NAME - NIFTY 500 TRI
BENCHMARK RISK-O-METER

Nippon India Asset Allocator FoF (An open ended fund of funds scheme investing in equity oriented schemes, debt oriented schemes and gold ETF of Nippon India Mutual Fund)

Index

Monthly Portfolio Statement as on November 30,2021

ISIN	Name of the Instrument	Industry / Rating	Quantity	Market/Fair Value (Rs. in Lacs)	% to NAV	YIELD
	Money Market Instruments					
	Triparty Repo/ Reverse Repo Instrument					
	Triparty Repo			69.95	1.04%	
	Total			**69.95**	**1.04%**	
	Exchange Traded Funds					
INF204KB17I5	Nippon India ETF Gold Bees		29,03,647	1,205.30	17.86%	
	Mutual Fund Units					
INF204K01XI3	Nippon India Large Cap Fund-Direct Growth Plan		30,67,089.689	1,613.81	23.91%	
INF204K01B32	Nippon India Short Term Fund DP Growth Plan Growth		29,44,247.234	1,320.83	19.57%	
INF204K01E54	Nippon India Growth Fund-Dir Pln Growth Pl Gr Opt		44,910.553	953.08	14.12%	
INF204K01K15	Nippon India Smal Cap Fund - Direct Plan Gr Pl		9,68,587.711	863.02	12.79%	
INF204K01XP8	Nippon India Gilt Sec Fund Dir Pl Growth Pl Gr Op		17,48,563.806	594.34	8.81%	
	Total			**6,550.38**	**97.06%**	
	OTHERS					
	Cash Margin - CCIL			0.00	$0.00%	
	Total			**0.00**	**0.00%**	
	Net Current Assets			**127.98**	**1.90%**	
	GRAND TOTAL			**6,748.31**	**100.00%**	

$ Less Than 0.01% of NAV

SCHEME RISK-O-METER

BENCHMARK NAME - CRISIL HYBRID 50+50 - MODERATE INDEX
BENCHMARK RISK-O-METER

Nippon India Nifty Midcap 150 Index Fund (An open ended scheme replicating/tracking Nifty Midcap 150 Index)

Index

Monthly Portfolio Statement as on November 30,2021

ISIN	Name of the Instrument	Industry / Rating	Quantity	Market/Fair Value (Rs. in Lacs)	% to NAV	YIELD
	Equity & Equity related					
	(a) Listed / awaiting listing on Stock Exchanges					
INE399L01023	Adani Total Gas Limited	Gas	36,638	586.15	2.58%	
INE245A01021	Tata Power Company Limited	Power	2,25,667	489.25	2.15%	
INE256A01028	Zee Entertainment Enterprises Limited	Entertainment	1,22,871	398.47	1.75%	
INE647A01010	SRF Limited	Chemicals	19,342	387.97	1.71%	
INE721A01013	Shriram Transport Finance Company Limited	Finance	26,862	377.87	1.66%	
INE226A01021	Voltas Limited	Consumer Durables	30,864	370.68	1.63%	
INE018I01017	MindTree Limited	Software	8,563	370.65	1.63%	
INE299U01018	Crompton Greaves Consumer Electricals Limited	Consumer Durables	78,663	352.61	1.55%	
INE263A01024	Bharat Electronics Limited	Aerospace & Defense	1,59,094	324.15	1.43%	
INE949L01017	AU Small Finance Bank Limited	Banks	29,206	320.13	1.41%	
INE356A01018	MphasiS Limited	Software	10,981	317.92	1.40%	
INE484J01027	Godrej Properties Limited	Construction	15,558	310.65	1.37%	
INE849A01020	Trent Limited	Retailing	29,843	302.73	1.33%	
INE761H01022	Page Industries Limited	Textile Products	773	296.76	1.31%	
INE335Y01020	Indian Railway Catering And Tourism Corporation Limited	Transportation	35,179	279.73	1.23%	
INE262H01013	Persistent Systems Limited	Software	6,721	278.17	1.22%	
INE180A01020	Max Financial Services Limited	Insurance	28,972	272.41	1.20%	
INE947Q01028	Laurus Labs Limited	Pharmaceuticals	52,198	265.51	1.17%	
INE670A01012	Tata Elxsi Limited	Software	4,564	263.87	1.16%	
INE006I01046	Astral Limited	Industrial Products	11,780	258.89	1.14%	
INE769A01020	Aarti Industries Limited	Chemicals	26,567	249.01	1.10%	
INE935N01020	Dixon Technologies (India) Limited	Consumer Durables	4,767	243.15	1.07%	
INE465A01025	Bharat Forge Limited	Industrial Products	34,122	236.69	1.04%	
INE787D01026	Balkrishna Industries Limited	Auto Ancillaries	10,819	235.29	1.04%	
INE171A01029	The Federal Bank Limited	Banks	2,66,145	231.01	1.02%	
INE208A01029	Ashok Leyland Limited	Auto	1,91,671	229.43	1.01%	
INE111A01025	Container Corporation of India Limited	Transportation	36,535	226.52	1.00%	
INE540L01014	Alkem Laboratories Limited	Pharmaceuticals	6,214	223.30	0.98%	
INE347G01014	Petronet LNG Limited	Gas	99,939	219.72	0.97%	
INE974X01010	Tube Investments of India Limited	Auto Ancillaries	13,104	212.62	0.94%	
INE288B01029	Deepak Nitrite Limited	Chemicals	9,814	208.00	0.92%	
INE883A01011	MRF Limited	Auto Ancillaries	277	206.73	0.91%	
INE00R701025	Dalmia Bharat Limited	Cement & Cement Products	10,971	205.53	0.90%	
INE660A01013	Sundaram Finance Limited	Finance	9,031	204.28	0.90%	
INE494B01023	TVS Motor Company Limited	Auto	29,754	204.26	0.90%	
INE151A01013	Tata Communications Limited	Telecom - Services	15,571	202.31	0.89%	
INE061F01013	Fortis Healthcare Limited	Healthcare Services	69,414	194.91	0.86%	
INE010V01017	L&T Technology Services Limited	Software	3,644	192.38	0.85%	
INE571A01020	IPCA Laboratories Limited	Pharmaceuticals	9,128	191.71	0.84%	
INE100A01010	Atul Limited	Chemicals	2,168	188.74	0.83%	
INE591G01017	Coforge Limited	Software	3,472	188.59	0.83%	
INE195A01028	Supreme Industries Limited	Industrial Products	8,633	187.20	0.82%	
INE092T01019	IDFC First Bank Limited	Banks	4,13,835	184.57	0.81%	
INE092A01019	Tata Chemicals Limited	Chemicals	21,047	183.58	0.81%	
INE134E01011	Power Finance Corporation Limited	Finance	1,54,791	180.02	0.79%	
INE476A01014	Canara Bank	Banks	89,443	178.13	0.78%	
INE200M01013	Varun Beverages Limited	Consumer Non Durables	19,619	174.89	0.77%	
INE048G01026	Navin Fluorine International Limited	Chemicals	4,617	172.72	0.76%	
INE042A01014	Escorts Limited	Auto	9,343	172.50	0.76%	
INE053A01029	The Indian Hotels Company Limited	Leisure Services	94,296	170.02	0.75%	
INE702C01027	APL Apollo Tubes Limited	Ferrous Metals	18,307	169.16	0.74%	
INE020B01018	REC Limited	Finance	1,23,686	166.42	0.73%	
INE600L01024	Dr. Lal Path Labs Limited	Healthcare Services	4,331	164.12	0.72%	
INE670K01029	Macrotech Developers Limited	Construction	11,549	163.74	0.72%	
INE331A01037	The Ramco Cements Limited	Cement & Cement Products	16,981	159.80	0.70%	
INE298A01020	Cummins India Limited	Industrial Products	18,099	159.00	0.70%	
INE121E01018	JSW Energy Limited	Power	54,745	157.28	0.69%	
INE844O01030	Gujarat Gas Limited	Gas	22,932	153.63	0.68%	
INE933S01016	Indiamart Intermesh Limited	Retailing	2,036	151.88	0.67%	
INE176A01028	Bata India Limited	Consumer Durables	8,050	151.20	0.67%	
INE115A01026	LIC Housing Finance Limited	Finance	40,313	150.00	0.66%	
INE117A01022	ABB India Limited	Industrial Capital Goods	7,059	145.55	0.64%	
INE548C01032	Emami Limited	Consumer Non Durables	27,247	143.61	0.63%	
INE686F01025	United Breweries Limited	Consumer Non Durables	9,513	143.11	0.63%	
INE066F01012	Hindustan Aeronautics Limited	Aerospace & Defense	11,139	142.23	0.63%	
INE027H01010	Max Healthcare Institute Limited	Healthcare Services	37,327	141.92	0.62%	
INE823G01014	JK Cement Limited	Cement & Cement Products	4,324	139.88	0.62%	
INE343B01030	Rajesh Exports Limited	Consumer Durables	18,098	138.52	0.61%	
INE491A01021	City Union Bank Limited	Banks	95,496	138.18	0.61%	
INE358A01014	Abbott India Limited	Pharmaceuticals	708	135.14	0.59%	
INE216P01012	Aavas Financiers Limited	Finance	4,732	133.26	0.59%	
INE881D01027	Oracle Financial Services Software Limited	Software	3,100	131.29	0.58%	
INE093I01010	Oberoi Realty Limited	Construction	15,504	129.11	0.57%	
INE455K01017	Polycab India Limited	Industrial Products	5,566	128.35	0.56%	
INE217B01036	Kajaria Ceramics Limited	Consumer Durables	11,029	125.85	0.55%	
INE131B01039	Relaxo Footwears Limited	Consumer Durables	9,601	124.30	0.55%	
INE813H01021	Torrent Power Limited	Power	22,415	123.55	0.54%	
INE774D01024	Mahindra & Mahindra Financial Services Limited	Finance	79,026	122.65	0.54%	
INE387A01021	Sundram Fasteners Limited	Auto Ancillaries	14,000	122.59	0.54%	
INE976G01028	RBL Bank Limited	Banks	66,282	121.06	0.53%	
INE640A01023	SKF India Limited	Industrial Products	3,096	120.06	0.53%	
INE169A01031	Coromandel International Limited	Fertilisers	16,031	118.66	0.52%	
INE669E01016	Vodafone Idea Limited	Telecom - Services	10,72,136	118.47	0.52%	
INE522D01027	Manappuram Finance Limited	Finance	72,182	117.98	0.52%	
INE246F01010	Gujarat State Petronet Limited	Gas	37,591	117.77	0.52%	
INE211B01039	The Phoenix Mills Limited	Construction	12,374	117.29	0.52%	
INE671A01010	Honeywell Automation India Limited	Industrial Capital Goods	295	114.74	0.50%	
INE647O01011	Aditya Birla Fashion and Retail Limited	Retailing	44,963	114.70	0.50%	
INE405E01023	Minda Industries Limited	Auto Ancillaries	12,560	113.84	0.50%	
INE267A01025	Hindustan Zinc Limited	Non - Ferrous Metals	33,782	112.51	0.50%	
INE112L01020	Metropolis Healthcare Limited	Healthcare Services	3,409	112.25	0.49%	
INE848E01016	NHPC Limited	Power	3,48,016	108.23	0.48%	
INE182A01018	Pfizer Limited	Pharmaceuticals	2,073	107.72	0.47%	
INE531A01024	Kansai Nerolac Paints Limited	Consumer Non Durables	17,953	107.04	0.47%	
INE139A01034	National Aluminium Company Limited	Non - Ferrous Metals	1,19,920	105.95	0.47%	
INE073K01018	Sona BLW Precision Forgings Limited	Auto Ancillaries	13,990	104.69	0.46%	
INE935A01035	Glenmark Pharmaceuticals Limited	Pharmaceuticals	19,928	104.38	0.46%	
INE987B01026	Natco Pharma Limited	Pharmaceuticals	12,391	103.79	0.46%	
INE674K01013	Aditya Birla Capital Limited	Finance	93,360	101.86	0.45%	
INE257A01026	Bharat Heavy Electricals Limited	Industrial Capital Goods	1,71,677	101.12	0.45%	
INE274J01014	Oil India Limited	Oil	47,685	100.93	0.44%	
INE212H01026	AIA Engineering Limited	Industrial Products	5,279	100.18	0.44%	
INE007A01025	CRISIL Limited	Finance	3,201	99.74	0.44%	
INE302A01020	Exide Industries Limited	Auto Ancillaries	61,163	99.57	0.44%	
INE473B01035	Hatsun Agro Product Limited	Consumer Non Durables	7,468	99.48	0.44%	
INE058A01010	Sanofi India Limited	Pharmaceuticals	1,228	97.52	0.43%	
INE159A01016	GlaxoSmithKline Pharmaceuticals Limited	Pharmaceuticals	5,643	94.74	0.42%	
INE470A01017	3M India Limited	Consumer Non Durables	375	93.88	0.41%	
INE398R01022	Syngene International Limited	Healthcare Services	15,488	92.33	0.41%	
INE152A01029	Thermax Limited	Industrial Capital Goods	5,240	91.88	0.40%	
INE343H01029	Solar Industries India Limited	Chemicals	3,256	90.11	0.40%	
INE438A01022	Apollo Tyres Limited	Auto Ancillaries	44,007	90.02	0.40%	
INE149A01033	Cholamandalam Financial Holdings Limited	Finance	12,758	89.13	0.39%	
INE716A01013	Whirlpool of India Limited	Consumer Durables	4,226	86.29	0.38%	
INE513A01014	Schaeffler India Limited	Industrial Products	1,083	84.41	0.37%	
INE172A01027	Castrol India Limited	Petroleum Products	64,583	83.47	0.37%	
INE00WC01027	Affle (India) Limited	Software	7,102	81.59	0.36%	
INE885A01032	Amara Raja Batteries Limited	Auto Ancillaries	13,201	81.57	0.36%	
INE462A01022	Bayer Cropscience Limited	Pesticides	1,737	79.97	0.35%	
INE498L01015	L&T Finance Holdings Limited	Finance	1,05,446	79.35	0.35%	
INE811K01011	Prestige Estates Projects Limited	Construction	18,696	78.85	0.35%	
INE763G01038	ICICI Securities Limited	Capital Markets	10,746	78.66	0.35%	
INE913H01037	Endurance Technologies Limited	Auto Ancillaries	4,686	78.15	0.34%	
INE031B01049	Ajanta Pharma Limited	Pharmaceuticals	3,459	71.96	0.32%	
INE473A01011	Linde India Limited	Chemicals	2,841	71.26	0.31%	
INE002S01010	Mahanagar Gas Limited	Gas	7,634	70.03	0.31%	
INE424H01027	Sun TV Network Limited	Entertainment	13,128	68.39	0.30%	
INE410B01037	Vinati Organics Limited	Chemicals	3,561	67.06	0.30%	
INE692A01016	Union Bank of India	Banks	1,54,827	66.58	0.29%	
INE03QK01018	Suven Pharmaceuticals Limited	Pharmaceuticals	13,569	66.03	0.29%	
INE901L01018	Alembic Pharmaceuticals Limited	Pharmaceuticals	8,120	65.50	0.29%	
INE258G01013	Sumitomo Chemical India Limited	Pesticides	16,628	61.80	0.27%	
INE322A01010	Gillette India Limited	Consumer Non Durables	1,086	58.96	0.26%	
INE053F01010	Indian Railway Finance Corporation Limited	Finance	2,43,797	56.68	0.25%	
INE084A01016	Bank of India	Banks	1,03,894	56.41	0.25%	
INE150B01039	Alkyl Amines Chemicals Limited	Chemicals	1,769	56.38	0.25%	
INE274G01010	Dhani Services Limited	Capital Markets	33,715	55.76	0.25%	
INE690A01010	TTK Prestige Limited	Consumer Durables	554	55.26	0.24%	
INE233B01017	Blue Dart Express Limited	Transportation	790	51.76	0.23%	
INE342J01019	WABCO India Limited	Auto Ancillaries	632	51.04	0.22%	
INE531E01026	Hindustan Copper Limited	Non - Ferrous Metals	43,812	48.78	0.21%	
INE233A01035	Godrej Industries Limited	Consumer Non Durables	8,522	48.52	0.21%	
INE470Y01017	The New India Assurance Company Limited	Insurance	32,940	47.68	0.21%	
INE562A01011	Indian Bank	Banks	33,192	47.40	0.21%	
INE481Y01014	General Insurance Corporation of India	Insurance	32,729	46.39	0.20%	
INE338I01027	Motilal Oswal Financial Services Limited	Capital Markets	4,505	42.62	0.19%	
INE768C01010	Zydus Wellness Limited	Consumer Non Durables	2,035	39.88	0.18%	
INE884A01027	Vaibhav Global Limited	Retailing	6,754	33.12	0.15%	
INE248A01017	ITI Limited	Telecom - Equipment & Accessories	12,439	13.69	0.06%	
INE053A20011	The Indian Hotels Company Limited - Rights Form	Leisure Services	9,405	2.93	0.01%	
	Subtotal			**22,895.50**	**100.78%**	
	(b) UNLISTED			**NIL**	**NIL**	**NIL**
	Subtotal			**NIL**	**NIL**	**NIL**
	Total			**22,895.50**	**100.78%**	
	Money Market Instruments					
	Triparty Repo/ Reverse Repo Instrument					
	Triparty Repo			540.91	2.38%	
	Total			**540.91**	**2.38%**	
	OTHERS					
	Cash Margin - CCIL			0.00	$0.00%	
	Total			**0.00**	**0.00%**	
	Net Current Assets			**(715.83)**	**-3.16%**	
	GRAND TOTAL			**22,720.58**	**100.00%**	

$ Less Than 0.01% of NAV

SCHEME RISK-O-METER

BENCHMARK NAME - NIFTY MIDCAP 150 TRI
BENCHMARK RISK-O-METER

Nippon India Nifty 50 Value 20 Index Fund (An open ended scheme replicating/tracking Nifty 50 Value 20 Index)

Index

Monthly Portfolio Statement as on November 30,2021

ISIN	Name of the Instrument	Industry / Rating	Quantity	Market/Fair Value (Rs. in Lacs)	% to NAV	YIELD
	Equity & Equity related					
	(a) Listed / awaiting listing on Stock Exchanges					
INE009A01021	Infosys Limited	Software	59,755	1,023.39	15.79%	
INE467B01029	Tata Consultancy Services Limited	Software	26,804	945.95	14.59%	
INE018A01030	Larsen & Toubro Limited	Construction Project	34,639	611.29	9.43%	
INE030A01027	Hindustan Unilever Limited	Consumer Non Durables	25,602	593.34	9.15%	
INE154A01025	ITC Limited	Consumer Non Durables	2,50,830	554.71	8.56%	
INE860A01027	HCL Technologies Limited	Software	31,125	354.40	5.47%	
INE669C01036	Tech Mahindra Limited	Software	17,796	274.32	4.23%	
INE075A01022	Wipro Limited	Software	42,425	270.35	4.17%	
INE044A01036	Sun Pharmaceutical Industries Limited	Pharmaceuticals	30,960	233.31	3.60%	
INE752E01010	Power Grid Corporation of India Limited	Power	98,009	202.63	3.13%	
INE047A01021	Grasim Industries Limited	Cement & Cement Products	10,945	181.96	2.81%	
INE733E01010	NTPC Limited	Power	1,36,244	173.37	2.67%	
INE019A01038	JSW Steel Limited	Ferrous Metals	28,418	172.90	2.67%	
INE038A01020	Hindalco Industries Limited	Non - Ferrous Metals	41,883	172.87	2.67%	
INE095A01012	Indusind Bank Limited	Banks	17,313	152.87	2.36%	
INE213A01029	Oil & Natural Gas Corporation Limited	Oil	1,04,613	148.66	2.29%	
INE917I01010	Bajaj Auto Limited	Auto	3,734	120.99	1.87%	
INE628A01036	UPL Limited	Pesticides	15,774	107.53	1.66%	
INE522F01014	Coal India Limited	Minerals/Mining	60,083	91.33	1.41%	
INE158A01026	Hero MotoCorp Limited	Auto	3,724	91.21	1.41%	
	Subtotal			**6,477.38**	**99.94%**	
	(b) UNLISTED			**NIL**	**NIL**	**NIL**
	Subtotal			**NIL**	**NIL**	**NIL**
	Total			**6,477.38**	**99.94%**	
	Money Market Instruments					
	Triparty Repo/ Reverse Repo Instrument					
	Triparty Repo			90.22	1.39%	
	Total			**90.22**	**1.39%**	
	OTHERS					
	Cash Margin - CCIL			0.00	$0.00%	
	Total			**0.00**	**0.00%**	
	Net Current Assets			**(85.16)**	**-1.33%**	
	GRAND TOTAL			**6,482.44**	**100.00%**	

$ Less Than 0.01% of NAV

SCHEME RISK-O-METER

BENCHMARK NAME - NIFTY 50 VALUE 20 TRI
BENCHMARK RISK-O-METER

Nippon India ETF Nifty SDL - 2026 Maturity(An open-ended Target Maturity Exchange Traded SDL Fund predominately investing in constituents of Nifty SDL Apr 2026 Top 20 Equal Weight Index).

Index

Monthly Portfolio Statement as on November 30,2021

ISIN	Name of the Instrument	Industry / Rating	Quantity	Market/Fair Value (Rs. in Lacs)	% to NAV	YIELD
	Debt Instruments					
	(a) Listed / awaiting listing on Stock Exchange					
	Government Securities					
IN3320150383	8.83% State Government Securities	SOVEREIGN	1,96,51,000	21,698.06	6.34%	6.00%
IN3520180131	8.04% State Government Securities	SOVEREIGN	1,98,27,000	21,362.66	6.24%	5.97%
IN1020150117	8.29% State Government Securities	SOVEREIGN	1,76,50,000	19,111.84	5.59%	5.99%
IN1620150129	8.38% State Government Securities	SOVEREIGN	1,55,00,000	16,851.72	4.93%	5.98%
IN1320150056	8.6% State Government Securities	SOVEREIGN	1,50,00,000	16,460.97	4.81%	5.98%
IN2020150164	8.69% State Government Securities	SOVEREIGN	1,44,00,000	15,847.17	4.63%	5.96%
IN1620150137	8.51% State Government Securities	SOVEREIGN	1,14,81,100	12,544.48	3.67%	5.98%
IN3320150375	8.53% State Government Securities	SOVEREIGN	1,14,65,000	12,523.96	3.66%	6.00%
IN2220150170	8.36% State Government Securities	SOVEREIGN	1,06,00,000	11,532.90	3.37%	5.94%
IN2020150149	8.42% State Government Securities	SOVEREIGN	1,01,45,000	11,052.07	3.23%	5.96%
IN1520150104	8.27% State Government Securities	SOVEREIGN	82,75,000	8,968.50	2.62%	5.94%
IN2920150033	8.29% State Government Securities	SOVEREIGN	75,00,000	8,111.34	2.37%	5.65%
IN1920150084	8.38% State Government Securities	SOVEREIGN	64,44,400	7,014.45	2.05%	5.94%
IN2920150249	8.48% State Government Securities	SOVEREIGN	63,20,300	6,904.28	2.02%	5.95%
IN3120150187	8.38% State Government Securities	SOVEREIGN	62,51,000	6,805.83	1.99%	5.93%
IN3420150150	8.88% State Government Securities	SOVEREIGN	58,54,000	6,478.60	1.89%	5.98%
IN1520150054	8.15% State Government Securities	SOVEREIGN	60,00,000	6,476.74	1.89%	5.79%
IN4520150124	8.31% State Government Securities	SOVEREIGN	55,68,200	6,038.74	1.77%	5.96%
IN2020150156	8.49% State Government Securities	SOVEREIGN	55,00,000	6,009.10	1.76%	5.96%
IN4520150132	8.52% State Government Securities	SOVEREIGN	50,00,000	5,467.57	1.60%	5.96%
IN1620150012	8.27% State Government Securities	SOVEREIGN	50,00,000	5,399.95	1.58%	5.68%
IN2120150080	8.3% State Government Securities	SOVEREIGN	47,80,000	5,180.05	1.51%	5.97%
IN2920150223	8.3% State Government Securities	SOVEREIGN	45,50,000	4,934.41	1.44%	5.95%
IN1020150125	8.39% State Government Securities	SOVEREIGN	45,00,000	4,892.05	1.43%	5.99%
IN1920180198	8.28% State Government Securities	SOVEREIGN	43,00,000	4,673.04	1.37%	5.94%
IN1020150133	8.72% State Government Securities	SOVEREIGN	40,00,000	4,402.62	1.29%	5.99%
IN1020150141	8.57% State Government Securities	SOVEREIGN	40,00,000	4,383.80	1.28%	5.99%
IN1920150092	8.67% State Government Securities	SOVEREIGN	36,28,200	3,993.01	1.17%	5.94%
IN1920150076	8.27% State Government Securities	SOVEREIGN	35,99,800	3,901.40	1.14%	5.94%
IN2220150162	8.25% State Government Securities	SOVEREIGN	31,65,000	3,428.76	1.00%	5.94%
IN2120150106	8.76% State Government Securities	SOVEREIGN	30,00,000	3,307.98	0.97%	5.97%
IN1320150031	8.54% State Government Securities	SOVEREIGN	30,00,000	3,279.03	0.96%	5.99%
IN2220150204	8.51% State Government Securities	SOVEREIGN	29,68,700	3,252.96	0.95%	5.94%
IN1320150049	8.82% State Government Securities	SOVEREIGN	26,50,100	2,927.50	0.86%	5.98%
IN3420150168	8.57% State Government Securities	SOVEREIGN	25,40,000	2,784.12	0.81%	5.98%
IN3720150074	8.82% State Government Securities	SOVEREIGN	25,00,000	2,761.52	0.81%	5.98%
IN3120150211	8.53% State Government Securities	SOVEREIGN	25,00,000	2,741.30	0.80%	5.93%
IN3120150195	8.49% State Government Securities	SOVEREIGN	25,00,000	2,733.64	0.80%	5.93%
IN3320150037	8.27% State Government Securities	SOVEREIGN	25,00,000	2,700.71	0.79%	5.67%
IN3120150203	8.69% State Government Securities	SOVEREIGN	20,79,500	2,290.77	0.67%	5.93%
IN3420150135	8.4% State Government Securities	SOVEREIGN	20,50,800	2,230.54	0.65%	5.98%
IN2920150256	8.65% State Government Securities	SOVEREIGN	20,00,000	2,198.84	0.64%	5.95%
IN3720150066	8.42% State Government Securities	SOVEREIGN	20,00,000	2,176.94	0.64%	5.98%
IN3420150127	8.31% State Government Securities	SOVEREIGN	20,00,000	2,167.40	0.63%	5.98%
IN2120150098	8.39% State Government Securities	SOVEREIGN	17,50,000	1,904.04	0.56%	5.96%
IN2920150264	8.55% State Government Securities	SOVEREIGN	17,07,000	1,871.83	0.55%	5.95%
IN1520150120	8.46% State Government Securities	SOVEREIGN	15,00,000	1,638.12	0.48%	5.94%
IN1520190233	6.99% State Government Securities	SOVEREIGN	15,00,000	1,560.81	0.46%	5.91%
IN4520200077	5.9% State Government Securities	SOVEREIGN	15,00,000	1,512.32	0.44%	5.64%
IN2220150188	8.47% State Government Securities	SOVEREIGN	13,64,600	1,491.10	0.44%	5.94%
IN3120150112	7.97% State Government Securities	SOVEREIGN	12,24,000	1,315.48	0.38%	5.78%
IN1420150089	8.4% State Government Securities	SOVEREIGN	10,00,000	1,088.03	0.32%	5.97%
IN1020150075	7.98% State Government Securities	SOVEREIGN	10,00,000	1,073.74	0.31%	5.82%
IN4520200036	6.72% State Government Securities	SOVEREIGN	10,00,000	1,026.75	0.30%	6.02%
IN3120200057	5.95% State Government Securities	SOVEREIGN	10,00,000	1,010.29	0.30%	5.62%
IN3320150391	8.58% State Government Securities	SOVEREIGN	6,17,400	676.53	0.20%	6.00%
IN3420150143	8.51% State Government Securities	SOVEREIGN	6,00,000	655.16	0.19%	5.99%
IN3320150359	8.34% State Government Securities	SOVEREIGN	6,00,000	650.46	0.19%	6.00%
IN2220150196	8.67% State Government Securities	SOVEREIGN	5,00,000	550.42	0.16%	5.94%
IN3120150153	8.22% State Government Securities	SOVEREIGN	5,00,000	542.69	0.16%	5.81%
IN2020150115	8.17% State Government Securities	SOVEREIGN	5,00,000	540.91	0.16%	5.84%
IN2220150055	8.28% State Government Securities	SOVEREIGN	5,00,000	540.87	0.16%	5.77%
IN2820150042	8.34% State Government Securities	SOVEREIGN	5,00,000	540.62	0.16%	5.82%
IN3420150069	8.17% State Government Securities	SOVEREIGN	5,00,000	539.22	0.16%	5.84%
IN2220150105	7.96% State Government Securities	SOVEREIGN	5,00,000	537.22	0.16%	5.78%
IN2820160017	7.98% State Government Securities	SOVEREIGN	5,00,000	536.82	0.16%	6.04%
IN2820160025	7.96% State Government Securities	SOVEREIGN	5,00,000	536.59	0.16%	6.04%
IN3520150027	8.19% State Government Securities	SOVEREIGN	3,47,000	375.44	0.11%	5.85%
IN3120150179	8.27% State Government Securities	SOVEREIGN	3,00,000	325.22	0.10%	5.93%
IN3520150050	8.53% State Government Securities	SOVEREIGN	2,46,600	269.98	0.08%	5.98%
IN2220150154	8.26% State Government Securities	SOVEREIGN	2,00,000	217.51	0.06%	5.81%
IN2220150147	8.21% State Government Securities	SOVEREIGN	1,47,000	159.51	0.05%	5.81%
IN2720150043	8.38% State Government Securities	SOVEREIGN	1,40,600	152.94	0.04%	5.96%
IN2920150083	8.09% State Government Securities	SOVEREIGN	1,14,400	123.61	0.04%	5.94%
IN2220150097	8.16% State Government Securities	SOVEREIGN	73,300	79.15	0.02%	5.79%
IN1020150158	8.09% State Government Securities	SOVEREIGN	30,000	32.37	0.01%	5.98%
	Subtotal			**3,34,079.07**	**97.69%**	
	(b) Privately placed / Unlisted			**NIL**	**NIL**	**NIL**
	Subtotal			**NIL**	**NIL**	**NIL**
	(c) Securitised Debt					
	Subtotal			**NIL**	**NIL**	
	Total			**3,34,079.07**	**97.69%**	
	Money Market Instruments					
	Triparty Repo/ Reverse Repo Instrument					
	Triparty Repo			639.44	0.19%	
	Total			**639.44**	**0.19%**	
	OTHERS					
	Cash Margin - CCIL			150.00	0.04%	
	Total			**150.00**	**0.04%**	
	Net Current Assets			**7,218.47**	**2.08%**	
	GRAND TOTAL			**3,42,086.98**	**100.00%**	

SCHEME RISK-O-METER

BENCHMARK NAME - NIFTY SDL APR 2026 TOP 20 EQUAL WEIGHT INDEX
BENCHMARK RISK-O-METER

Nippon India ETF 5 Year Gilt (An open ended scheme replicating/tracking Nifty 5 yr Benchmark G-Sec Index)

Index

Monthly Portfolio Statement as on November 30,2021

ISIN	Name of the Instrument	Industry / Rating	Quantity	Market/Fair Value (Rs. in Lacs)	% to NAV	YIELD
	Debt Instruments					
	(a) Listed / awaiting listing on Stock Exchange					
	Government Securities					
IN0020210012	5.63% Government of India	SOVEREIGN	3,10,000	309.79	95.77%	5.65%
	Subtotal			**309.79**	**95.77%**	
	(b) Privately placed / Unlisted			**NIL**	**NIL**	**NIL**
	Subtotal			**NIL**	**NIL**	**NIL**
	(c) Securitised Debt					
	Subtotal			**NIL**	**NIL**	
	Total			**309.79**	**95.77%**	
	Money Market Instruments					
	Triparty Repo/ Reverse Repo Instrument					
	Triparty Repo			8.98	2.78%	
	Total			**8.98**	**2.78%**	
	OTHERS					
	Cash Margin - CCIL			0.00	$0.00%	
	Total			**0.00**	**0.00%**	
	Net Current Assets			**4.69**	**1.45%**	
	GRAND TOTAL			**323.46**	**100.00%**	

$ Less Than 0.01% of NAV

SCHEME RISK-O-METER

BENCHMARK NAME - NIFTY 5 YR BENCHMARK G-SEC INDEX
BENCHMARK RISK-O-METER

Nippon India Nifty Pharma ETF (An open ended scheme replicating/ tracking NIFTY Pharma Index)

Index

Monthly Portfolio Statement as on November 30,2021

ISIN	Name of the Instrument	Industry / Rating	Quantity	Market/Fair Value (Rs. in Lacs)	% to NAV	YIELD
	Equity & Equity related					
	(a) Listed / awaiting listing on Stock Exchanges					
INE044A01036	Sun Pharmaceutical Industries Limited	Pharmaceuticals	1,45,081	1,093.33	18.10%	
INE361B01024	Divi's Laboratories Limited	Pharmaceuticals	17,109	834.71	13.82%	
INE089A01023	Dr. Reddy's Laboratories Limited	Pharmaceuticals	16,340	764.03	12.65%	
INE059A01026	Cipla Limited	Pharmaceuticals	68,264	663.05	10.97%	
INE326A01037	Lupin Limited	Pharmaceuticals	32,330	285.93	4.73%	
INE947Q01028	Laurus Labs Limited	Pharmaceuticals	52,670	267.91	4.43%	
INE406A01037	Aurobindo Pharma Limited	Pharmaceuticals	37,849	249.90	4.14%	
INE068V01023	Gland Pharma Limited	Pharmaceuticals	6,597	236.53	3.91%	
INE540L01014	Alkem Laboratories Limited	Pharmaceuticals	6,295	226.21	3.74%	
INE376G01013	Biocon Limited	Pharmaceuticals	61,272	220.82	3.65%	
INE685A01028	Torrent Pharmaceuticals Limited	Pharmaceuticals	6,574	199.98	3.31%	
INE571A01020	IPCA Laboratories Limited	Pharmaceuticals	9,233	193.91	3.21%	
INE010B01027	Cadila Healthcare Limited	Pharmaceuticals	34,430	160.19	2.65%	
INE358A01014	Abbott India Limited	Pharmaceuticals	695	132.66	2.20%	
INE182A01018	Pfizer Limited	Pharmaceuticals	2,128	110.58	1.83%	
INE935A01035	Glenmark Pharmaceuticals Limited	Pharmaceuticals	20,077	105.16	1.74%	
INE987B01026	Natco Pharma Limited	Pharmaceuticals	12,472	104.47	1.73%	
INE901L01018	Alembic Pharmaceuticals Limited	Pharmaceuticals	8,193	66.09	1.09%	
INE101D01020	Granules India Limited	Pharmaceuticals	19,031	57.21	0.95%	
INE939A01011	Strides Pharma Science Limited	Pharmaceuticals	8,412	41.04	0.68%	
	Subtotal			**6,013.71**	**99.53%**	
	(b) UNLISTED			**NIL**	**NIL**	**NIL**
	Subtotal			**NIL**	**NIL**	**NIL**
	Total			**6,013.71**	**99.53%**	
	Money Market Instruments					
	Triparty Repo/ Reverse Repo Instrument					
	Triparty Repo			110.70	1.83%	
	Total			**110.70**	**1.83%**	
	Net Current Assets			**(82.61)**	**-1.36%**	
	GRAND TOTAL			**6,041.80**	**100.00%**	

SCHEME RISK-O-METER

BENCHMARK NAME - NIFTY PHARMA TRI
BENCHMARK RISK-O-METER

Nippon India Flexi Cap Fund (An open ended dynamic equity scheme investing across large cap, mid cap, small cap stocks)

Index

Monthly Portfolio Statement as on November 30,2021

ISIN	Name of the Instrument	Industry / Rating	Quantity	Market/Fair Value (Rs. in Lacs)	% to NAV	YIELD
	Equity & Equity related					
	(a) Listed / awaiting listing on Stock Exchanges					
INE090A01021	ICICI Bank Limited	Banks	24,23,286	17,310.74	5.12%	
INE009A01021	Infosys Limited	Software	9,00,000	15,413.85	4.56%	
INE002A01018	Reliance Industries Limited	Petroleum Products	6,20,000	14,913.48	4.41%	
INE040A01034	HDFC Bank Limited	Banks	8,60,000	12,844.53	3.80%	
INE001A01036	Housing Development Finance Corporation Limited	Finance	3,25,000	8,687.58	2.57%	
INE018A01030	Larsen & Toubro Limited	Construction Project	4,50,000	7,941.38	2.35%	
INE238A01034	Axis Bank Limited	Banks	12,00,000	7,867.80	2.33%	
INE062A01020	State Bank of India	Banks	15,70,000	7,230.64	2.14%	
INE123W01016	SBI Life Insurance Company Limited	Insurance	5,75,000	6,673.16	1.97%	
INE208A01029	Ashok Leyland Limited	Auto	52,54,000	6,289.04	1.86%	
INE949L01017	AU Small Finance Bank Limited	Banks	5,45,815	5,982.68	1.77%	
INE044I01011	KPIT Technologies Limited	Software	12,02,836	5,949.83	1.76%	
INE296A01024	Bajaj Finance Limited	Finance	85,000	5,947.66	1.76%	
INE101A01026	Mahindra & Mahindra Limited	Auto	7,00,000	5,848.50	1.73%	
INE213A01029	Oil & Natural Gas Corporation Limited	Oil	40,00,000	5,684.00	1.68%	
INE348B01021	Century Plyboards (India) Limited	Consumer Durables	9,01,031	5,420.60	1.60%	
INE069I01010	Indiabulls Real Estate Limited	Construction	32,16,100	5,390.18	1.59%	
INE872J01023	Devyani International Limited	Leisure Services	36,00,000	5,333.40	1.58%	
INE836A01035	Birlasoft Limited	Software	10,85,823	5,157.12	1.53%	
INE591G01017	Coforge Limited	Software	90,000	4,888.44	1.45%	
INE361B01024	Divi's Laboratories Limited	Pharmaceuticals	1,00,000	4,878.80	1.44%	
INE08ZM01014	Greenpanel Industries Limited	Consumer Durables	12,93,482	4,827.27	1.43%	
INE520A01027	Zensar Technologies Limited	Software	10,50,000	4,688.78	1.39%	
INE669C01036	Tech Mahindra Limited	Software	3,00,000	4,624.35	1.37%	
INE849A01020	Trent Limited	Retailing	4,55,000	4,615.52	1.37%	
INE955V01021	Arvind Fashions Limited	Retailing	16,35,531	4,603.20	1.36%	
INE262H01013	Persistent Systems Limited	Software	1,10,000	4,552.68	1.35%	
INE665L01035	Varroc Engineering Limited	Auto Ancillaries	14,90,000	4,396.25	1.30%	
INE572A01028	JB Chemicals & Pharmaceuticals Limited	Pharmaceuticals	2,61,330	4,282.41	1.27%	
INE180A01020	Max Financial Services Limited	Insurance	4,55,000	4,278.14	1.27%	
INE481G01011	UltraTech Cement Limited	Cement & Cement Products	52,000	3,865.55	1.14%	
INE018E01016	SBI Cards and Payment Services Limited	Finance	4,00,000	3,802.00	1.12%	
INE102D01028	Godrej Consumer Products Limited	Consumer Non Durables	4,11,109	3,794.95	1.12%	
INE200M01013	Varun Beverages Limited	Consumer Non Durables	4,20,400	3,747.66	1.11%	
INE0GK401011	Tatva Chintan Pharma Chem Limited	Chemicals	1,58,124	3,724.85	1.10%	
INE312H01016	INOX Leisure Limited	Entertainment	9,12,853	3,653.69	1.08%	
INE192R01011	Avenue Supermarts Limited	Retailing	76,307	3,594.75	1.06%	
INE030A01027	Hindustan Unilever Limited	Consumer Non Durables	1,55,000	3,592.20	1.06%	
INE455K01017	Polycab India Limited	Industrial Products	1,55,562	3,587.18	1.06%	
INE114A01011	Steel Authority of India Limited	Ferrous Metals	35,00,000	3,501.75	1.04%	
INE085A01013	Chambal Fertilizers & Chemicals Limited	Fertilisers	9,53,475	3,470.65	1.03%	
INE774D01024	Mahindra & Mahindra Financial Services Limited	Finance	22,00,000	3,414.40	1.01%	
INE864I01014	MTAR Technologies Limited	Aerospace & Defense	1,56,716	3,308.35	0.98%	
INE016A01026	Dabur India Limited	Consumer Non Durables	5,50,000	3,272.23	0.97%	
INE256A01028	Zee Entertainment Enterprises Limited	Entertainment	10,00,000	3,243.00	0.96%	
INE732I01013	Angel One Limited	Capital Markets	3,18,100	3,226.33	0.95%	
INE043W01024	Vijaya Diagnostic Centre Limited	Healthcare Services	5,50,000	3,170.75	0.94%	
INE055A01016	Century Textiles & Industries Limited	Paper	4,04,700	3,101.22	0.92%	
INE854D01024	United Spirits Limited	Consumer Non Durables	3,50,000	3,090.33	0.91%	
INE634I01029	KNR Constructions Limited	Construction	10,72,002	3,014.47	0.89%	
INE150G01020	Lux Industries Limited	Textile Products	79,000	3,009.90	0.89%	
INE149A01033	Cholamandalam Financial Holdings Limited	Finance	4,28,916	2,996.62	0.89%	
INE388Y01029	FSN E-Commerce Ventures Limited	Retailing	1,21,129	2,956.09	0.87%	
INE768C01010	Zydus Wellness Limited	Consumer Non Durables	1,40,658	2,756.40	0.82%	
INE647A01010	SRF Limited	Chemicals	1,32,500	2,657.75	0.79%	
INE331A01037	The Ramco Cements Limited	Cement & Cement Products	2,76,651	2,603.42	0.77%	
INE764D01017	V.S.T Tillers Tractors Limited	Auto	88,392	2,551.70	0.75%	
INE522D01027	Manappuram Finance Limited	Finance	15,00,000	2,451.75	0.73%	
INE235A01022	Finolex Cables Limited	Industrial Products	4,18,760	2,374.58	0.70%	
INE155A01022	Tata Motors Limited	Auto	5,10,000	2,338.86	0.69%	
INE136S01016	Neogen Chemicals Limited	Chemicals	1,66,020	2,312.91	0.68%	
INE741K01010	CreditAccess Grameen Limited	Finance	4,33,231	2,180.67	0.65%	
INE081A01012	Tata Steel Limited	Ferrous Metals	1,95,000	2,088.84	0.62%	
INE585B01010	Maruti Suzuki India Limited	Auto	28,000	1,978.98	0.59%	
INE758T01015	Zomato Limited	Retailing	11,00,000	1,678.05	0.50%	
INE094I01018	Kolte - Patil Developers Limited	Construction	5,74,400	1,667.77	0.49%	
INE358A01014	Abbott India Limited	Pharmaceuticals	8,357	1,595.12	0.47%	
INE887G01027	Gokaldas Exports Limited	Textile Products	5,14,138	1,381.23	0.41%	
	Subtotal			**3,17,278.96**	**93.87%**	
	(b) UNLISTED			**NIL**	**NIL**	**NIL**
	Subtotal			**NIL**	**NIL**	**NIL**
	Total			**3,17,278.96**	**93.87%**	
	Money Market Instruments					
	Triparty Repo/ Reverse Repo Instrument					
	Triparty Repo			20,012.67	5.92%	
	Total			**20,012.67**	**5.92%**	
	OTHERS					
	Cash Margin - Derivatives			2,000.00	0.59%	
	Total			**2,000.00**	**0.59%**	
	Net Current Assets			**(1,270.86)**	**-0.38%**	
	GRAND TOTAL			**3,38,020.77**	**100.00%**	

SCHEME RISK-O-METER

BENCHMARK NAME - NIFTY 500 TRI
BENCHMARK RISK-O-METER

Nippon India Fixed Horizon Fund - XLIII- Series 1 (A Close Ended Income Scheme)

Index

Monthly Portfolio Statement as on November 30,2021

ISIN	Name of the Instrument	Industry / Rating	Quantity	Market/Fair Value (Rs. in Lacs)	% to NAV	YIELD
	Debt Instruments					
	(a) Listed / awaiting listing on Stock Exchange					
	Government Securities					
IN2220160013	8.08% State Government Securities	SOVEREIGN	71,75,800	7,746.20	42.01%	6.05%
IN1020160025	8.09% State Government Securities	SOVEREIGN	56,03,500	6,044.24	32.78%	6.08%
IN1520160053	8.05% State Government Securities	SOVEREIGN	25,00,000	2,696.03	14.62%	6.05%
IN3120160053	8.07% State Government Securities	SOVEREIGN	9,12,400	984.52	5.34%	6.05%
IN1520160038	7.98% State Government Securities	SOVEREIGN	1,40,000	150.40	0.82%	6.05%
IN1520160046	7.98% State Government Securities	SOVEREIGN	1,00,000	107.49	0.58%	6.05%
IN2220160021	7.96% State Government Securities	SOVEREIGN	50,000	53.77	0.29%	6.05%
IN3120160038	8.01% State Government Securities	SOVEREIGN	35,000	37.64	0.20%	6.05%
	Subtotal			**17,820.29**	**96.64%**	
	(b) Privately placed / Unlisted			**NIL**	**NIL**	**NIL**
	Subtotal			**NIL**	**NIL**	**NIL**
	(c) Securitised Debt					
	Subtotal			**NIL**	**NIL**	
	Total			**17,820.29**	**96.64%**	
	Money Market Instruments					
	Triparty Repo/ Reverse Repo Instrument					
	Triparty Repo			14.72	0.08%	
	Total			**14.72**	**0.08%**	
	Net Current Assets			**604.44**	**3.28%**	
	GRAND TOTAL			**18,439.45**	**100.00%**	

SCHEME RISK-O-METER

BENCHMARK NAME - CRISIL MEDIUM TERM DEBT INDEX
BENCHMARK RISK-O-METER

Nippon India Fixed Horizon Fund - XXXII - Series 10

ISIN	Name of the Instrument	Value of security considered under Net Current Assets (Rs. In Lakhs)	% of Value of security considered under Net Current Assets to Net Assets	Total amount due including interest (Rs. In Lakhs)
INE217K07AB6	8.7% Reliance Home Finance Ser I Tran I (MD03/01/2020) - Matured #	-	0.00%	565.24

Nippon India Fixed Horizon Fund - XXXI - Series 15

ISIN	Name of the Instrument	Value of security considered under Net Current Assets (Rs. In Lakhs)	% of Value of security considered under Net Current Assets to Net Assets	Total amount due including interest (Rs. In Lakhs)
INE217K07AI1	8.64% Reliance Home Fin Ltd Annl Comp (MD25/05/20) - Matured #	-	0.00%	663.69

Nippon India Fixed Horizon Fund - XXXII - Series 4

ISIN	Name of the Instrument	Value of security considered under Net Current Assets (Rs. In Lakhs)	% of Value of security considered under Net Current Assets to Net Assets	Total amount due including interest (Rs. In Lakhs)
INE217K07AI1	8.64% Reliance Home Fin Ltd Annl Comp (MD25/05/20) - Matured #	-	0.00%	1,926.02

Nippon India Fixed Horizon Fund -XXXIII- Series 2

ISIN	Name of the Instrument	Value of security considered under Net Current Assets (Rs. In Lakhs)	% of Value of security considered under Net Current Assets to Net Assets	Total amount due including interest (Rs. In Lakhs)
INE217K07AI1	8.64% Reliance Home Fin Ltd Annl Comp (MD25/05/20) - Matured #	-	0.00%	1,099.65

Nippon India Fixed Horizon Fund -XXXIII- Series 5

ISIN	Name of the Instrument	Value of security considered under Net Current Assets (Rs. In Lakhs)	% of Value of security considered under Net Current Assets to Net Assets	Total amount due including interest (Rs. In Lakhs)
INE217K07AI1	8.64% Reliance Home Fin Ltd Annl Comp (MD25/05/20) - Matured #	-	0.00%	1,782.87

Nippon India Fixed Horizon Fund -XXXIII- Series 9

ISIN	Name of the Instrument	Value of security considered under Net Current Assets (Rs. In Lakhs)	% of Value of security considered under Net Current Assets to Net Assets	Total amount due including interest (Rs. In Lakhs)
INE217K07AI1	8.64% Reliance Home Fin Ltd Annl Comp (MD25/05/20) - Matured #	-	0.00%	1,171.23

Nippon India Fixed Horizon Fund - XXXIV - Series 1

ISIN	Name of the Instrument	Value of security considered under Net Current Assets (Rs. In Lakhs)	% of Value of security considered under Net Current Assets to Net Assets	Total amount due including interest (Rs. In Lakhs)
INE217K07AI1	8.64% Reliance Home Fin Ltd Annl Comp (MD25/05/20) - Matured #	-	0.00%	780.82

Nippon India Fixed Horizon Fund - XXXIV - Series 6

ISIN	Name of the Instrument	Value of security considered under Net Current Assets (Rs. In Lakhs)	% of Value of security considered under Net Current Assets to Net Assets	Total amount due including interest (Rs. In Lakhs)
INE217K07AI1	8.64% Reliance Home Fin Ltd Annl Comp (MD25/05/20) - Matured #	-	0.00%	409.93

Nippon India Fixed Horizon Fund - XXXIV - Series 8

ISIN	Name of the Instrument	Value of security considered under Net Current Assets (Rs. In Lakhs)	% of Value of security considered under Net Current Assets to Net Assets	Total amount due including interest (Rs. In Lakhs)
INE217K07AI1	8.64% Reliance Home Fin Ltd Annl Comp (MD25/05/20) - Matured #	-	0.00%	650.68

Nippon India Fixed Horizon Fund -XXXIV- Series 10

ISIN	Name of the Instrument	Value of security considered under Net Current Assets (Rs. In Lakhs)	% of Value of security considered under Net Current Assets to Net Assets	Total amount due including interest (Rs. In Lakhs)
INE217K07AI1	8.64% Reliance Home Fin Ltd Annl Comp (MD25/05/20) - Matured #	-	0.00%	260.27

Nippon India Fixed Horizon Fund - XXXII - Series 7

ISIN	Name of the Instrument	Value of security considered under Net Current Assets (Rs. In Lakhs)	% of Value of security considered under Net Current Assets to Net Assets	Total amount due including interest (Rs. In Lakhs)
INE217K07AI1	8.64% Reliance Home Fin Ltd Annl Comp (MD25/05/20) - Matured #	-	0.00%	325.34

Nippon India Fixed Horizon Fund - XXXII - Series 2

ISIN	Name of the Instrument	Value of security considered under Net Current Assets (Rs. In Lakhs)	% of Value of security considered under Net Current Assets to Net Assets	Total amount due including interest (Rs. In Lakhs)
INE217K07AI1	8.64% Reliance Home Fin Ltd Annl Comp (MD25/05/20) - Matured #	-	0.00%	260.27

Nippon India Fixed Horizon Fund - XXXII - Series 1

ISIN	Name of the Instrument	Value of security considered under Net Current Assets (Rs. In Lakhs)	% of Value of security considered under Net Current Assets to Net Assets	Total amount due including interest (Rs. In Lakhs)
INE217K07AI1	8.64% Reliance Home Fin Ltd Annl Comp (MD25/05/20) - Matured #	-	0.00%	455.48

 # Securities classified as below investment grade or default

Notes

Yield for below investment grade securities are not provided ,as the same has been valued on hair cut provided by valuation agencies