

Sr No.	Short Name	Scheme Name
1	AXIS112	Axis Fixed Term Plan - Series 112 (1143 Days)
2	AXIS113	Axis Fixed Term Plan - Series 113 (1228 Days)
3	AXISBTF	Axis BSE Sensex ETF
4	AXISCETF	Axis NIFTY India Consumption ETF
5	AXISGETF	Axis Gold ETF
6	AXISHETF	Axis NIFTY Healthcare ETF
7	AXISTETF	Axis NIFTY IT ETF

Monthly Portfolio Statement as on December 31, 2024

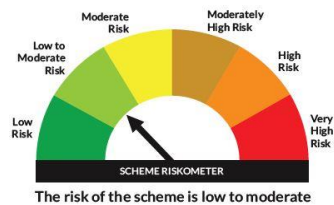
Name of the Instrument	ISIN	Industry / Rating	Quantity	Market/Fair Value (Rs. in Lakhs)	% to Net Assets	YTM-	YTC^
<b>Debt Instruments</b>							
<b>(a) Listed / awaiting listing on Stock Exchange</b>							
7.40% Government of India (19/03/2026)	IN000326C040	Sovereign	47,26,000	4,358.47	56.97%	6.88%	
7.36% Government of India (12/03/2026)	IN000326C057	Sovereign	35,32,800	3,262.29	42.64%	6.88%	
<b>Sub Total</b>				<b>7,620.75</b>	<b>99.61%</b>		
<b>(b) Privately placed / Unlisted</b>							
<b>Sub Total</b>				<b>NIL</b>	<b>NIL</b>		
<b>Total</b>				<b>7,620.75</b>	<b>99.61%</b>		
<b>Reverse Repo / TREPS</b>							
Clearing Corporation of India Ltd				4.32	0.06%	6.65%	
<b>Sub Total</b>				<b>4.32</b>	<b>0.06%</b>		
<b>(b) Privately placed / Unlisted</b>							
<b>Sub Total</b>				<b>NIL</b>	<b>NIL</b>		
<b>Total</b>				<b>4.32</b>	<b>0.06%</b>		
<b>Net Receivables / (Payables)</b>				<b>25.55</b>	<b>0.33%</b>		
<b>GRAND TOTAL</b>				<b>7,650.62</b>	<b>100.00%</b>		

~ YTM as on December 31, 2024

^ YTC represents Yield to Call provided by valuation agencies as on December 31, 2024. It is disclosed for Perpetual Bond issued by Banks (i.e. AT-1 Bond / Tier 1 Bond / Tier 2 Bond), as per AMFI Best Practices Guidelines Circular no. 135/BP/91/2020-21 read with SEBI circular No. SEBI/HO/IMD/DF4/CIR/P/2021/034 on Valuation of AT-1 Bonds and Tier 2 Bonds.

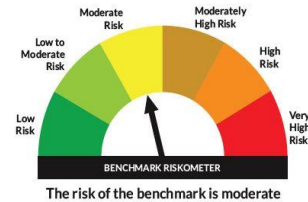
As per SEBI Circular no. SEBI/HO/IMD/PoD1/CIR/P/2024/106 dated August 05, 2024, valuation of AT-1 Bonds are done on Yield to Call basis w.e.f. August 07, 2024. YTC of AT-1 Bonds are now same as it's YTM and hence it is not disclosed separately under YTC.

Scheme Risk-O-Meter



Benchmark Name - CRISIL MEDIUM TERM DEBT INDEX

Benchmark Risk-O-Meter



Monthly Portfolio Statement as on December 31, 2024

Name of the Instrument	ISIN	Rating	Quantity	Market/Fair Value (Rs. in Lakhs)	% to Net Assets	YTM~	YTC^
<b>Debt Instruments</b>							
<b>(a) Listed / awaiting listing on Stock Exchange</b>							
7.4% Indian Railway Finance Corporation Limited (18/04/2026) **	INE053F08239	CRISIL AAA	950	949.81	10.28%	7.43%	
7.58% Bharat Petroleum Corporation Limited (17/03/2026) **	INE029A08073	CRISIL AAA	900	901.15	9.75%	7.43%	
7.6% REC Limited (27/02/2026)	INE020B08EF4	CRISIL AAA	900	899.09	9.73%	7.66%	
7.59% Small Industries Dev Bank of India (10/02/2026) **	INE556F08KG3	CRISIL AAA	900	898.73	9.73%	7.73%	
7.57% National Bank For Agriculture and Rural Development (19/03/2026) **	INE261F08DW2	CRISIL AAA	900	898.37	9.72%	7.69%	
7.13% Power Finance Corporation Limited (15/07/2026) **	INE134E08LP1	CRISIL AAA	89	883.82	9.56%	7.60%	
8.40% Nuclear Power Corporation Of India Limited (28/11/2025) **	INE206D08212	CRISIL AAA	87	877.54	9.50%	7.52%	
8.1432% LIC Housing Finance Limited (25/03/2026) **	INE115A07QG8	CRISIL AAA	75	752.63	8.14%	7.79%	
7.9% Bajaj Finance Limited (17/11/2025) **	INE296A07SF4	CRISIL AAA	75	749.84	8.11%	7.85%	
7.35% NTPC Limited (17/04/2026) **	INE733E08247	CRISIL AAA	500	500.03	5.41%	7.30%	
8.05% NTPC Limited (05/05/2026) **	INE733E07KA6	CRISIL AAA	25	252.16	2.73%	7.30%	
7.37% Power Finance Corporation Limited (22/05/2026) **	INE134E08MO2	CRISIL AAA	50	49.80	0.54%	7.63%	
<b>Sub Total</b>				<b>8,612.98</b>	<b>93.20%</b>		
<b>(b) Privately placed / Unlisted</b>							
<b>Sub Total</b>				<b>NIL</b>	<b>NIL</b>		
<b>Total</b>				<b>8,612.98</b>	<b>93.20%</b>		
<b>Reverse Repo / TREPS</b>							
Clearing Corporation of India Ltd				235.70	2.55%	6.65%	
<b>Sub Total</b>				<b>235.70</b>	<b>2.55%</b>		
<b>(b) Privately placed / Unlisted</b>							
<b>Sub Total</b>				<b>NIL</b>	<b>NIL</b>		
<b>Total</b>				<b>235.70</b>	<b>2.55%</b>		
<b>Net Receivables / (Payables)</b>				<b>392.29</b>	<b>4.25%</b>		
<b>GRAND TOTAL</b>				<b>9,240.97</b>	<b>100.00%</b>		

\*\* Thinly Traded / Non Traded Security

~ YTM as on December 31, 2024

^ YTC represents Yield to Call provided by valuation agencies as on December 31, 2024. It is disclosed for Perpetual Bond issued by Banks (i.e. AT-1 Bond / Tier 1 Bond / Tier 2 Bond), as per AMFI Best Practices Guidelines Circular no. 135/BP/91/2020-21 read with SEBI circular No. SEBI/HO/IMD/DF4/CIR/P/2021/034 on Valuation of AT-1 Bonds and Tier 2 Bonds.

As per SEBI Circular no. SEBI/HO/IMD/PoD1/CIR/P/2024/106 dated August 05, 2024, valuation of AT-1 Bonds are done on Yield to Call basis w.e.f. August 07, 2024. YTC of AT-1 Bonds are now same as it's YTM and hence it is not disclosed separately under YTC.

Scheme Risk-O-Meter



The risk of the scheme is low to moderate

Benchmark Name - CRISIL MEDIUM TERM DEBT INDEX

Benchmark Risk-O-Meter



The risk of the benchmark is moderate

## Monthly Portfolio Statement as on December 31, 2024

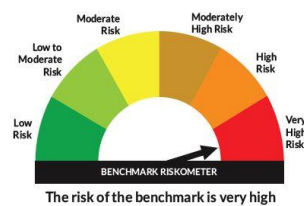
Name of the Instrument	ISIN	Industry	Quantity	Market/Fair Value (Rs. in Lakhs)	% to Net Assets	YTM-	YTC^
<b>Equity &amp; Equity related</b>							
<b>(a) Listed / awaiting listing on Stock Exchanges</b>							
HDFC Bank Limited	INE040A01034	Banks	1,05,027	1,861.55	14.75%		
ICICI Bank Limited	INE090A01021	Banks	97,891	1,254.96	9.95%		
Reliance Industries Limited	INE002A01018	Petroleum Products	93,873	1,140.98	9.04%		
Infosys Limited	INE009A01021	IT - Software	50,108	942.38	7.47%		
ITC Limited	INE154A01025	Diversified FMCG	1,28,496	621.47	4.93%		
Bharti Airtel Limited	INE397D01024	Telecom - Services	37,108	589.33	4.67%		
Larsen & Toubro Limited	INE018A01030	Construction	16,217	585.11	4.64%		
Tata Consultancy Services Limited	INE467B01029	IT - Software	14,061	576.11	4.57%		
State Bank of India	INE062A01020	Banks	53,292	423.70	3.36%		
Axis Bank Limited	INE238A01034	Banks	39,513	420.91	3.34%		
Mahindra & Mahindra Limited	INE101A01026	Automobiles	12,276	369.13	2.93%		
Kotak Mahindra Bank Limited	INE237A01028	Banks	20,424	364.83	2.89%		
Hindustan Unilever Limited	INE030A01027	Diversified FMCG	12,383	288.12	2.28%		
Sun Pharmaceutical Industries Limited	INE044A01036	Pharmaceuticals & Biotechnology	14,957	281.86	2.23%		
HCL Technologies Limited	INE860A01027	IT - Software	14,651	281.06	2.23%		
Bajaj Finance Limited	INE296A01024	Finance	3,859	263.24	2.09%		
Zomato Limited	INE758T01015	Retailing	94,084	261.55	2.07%		
NTPC Limited	INE733E01010	Power	65,835	219.49	1.74%		
Tata Motors Limited	INE155A01022	Automobiles	29,144	215.87	1.71%		
Maruti Suzuki India Limited	INE585B01010	Automobiles	1,826	198.43	1.57%		
Power Grid Corporation of India Limited	INE752E01010	Power	63,049	194.57	1.54%		
Titan Company Limited	INE280A01028	Consumer Durables	5,780	188.06	1.49%		
UltraTech Cement Limited	INE481G01011	Cement & Cement Products	1,559	178.08	1.41%		
Tata Steel Limited	INE081A01020	Ferrous Metals	1,14,273	157.81	1.25%		
Tech Mahindra Limited	INE669C01036	IT - Software	8,854	151.01	1.20%		
Asian Paints Limited	INE021A01026	Consumer Durables	6,246	142.54	1.13%		
Adani Ports and Special Economic Zone Limited	INE742F01042	Transport Infrastructure	10,148	124.71	0.99%		
Bajaj Finserv Limited	INE918I01026	Finance	7,536	118.16	0.94%		
Nestle India Limited	INE239A01024	Food Products	4,924	106.86	0.85%		
IndusInd Bank Limited	INE095A01012	Banks	9,138	87.75	0.70%		
<b>Sub Total</b>				<b>12,609.65</b>	<b>99.93%</b>		
<b>(b) Unlisted</b>							
<b>Sub Total</b>				<b>NIL</b>	<b>NIL</b>		
<b>Total</b>				<b>12,609.65</b>	<b>99.93%</b>		
<b>Reverse Repo / TREPS</b>							
Clearing Corporation of India Ltd				16.08	0.13%	6.65%	
<b>Sub Total</b>				<b>16.08</b>	<b>0.13%</b>		
<b>Total</b>				<b>16.08</b>	<b>0.13%</b>		
<b>Net Receivables / (Payables)</b>				<b>(7.85)</b>	<b>(0.06)%</b>		
<b>GRAND TOTAL</b>				<b>12,617.88</b>	<b>100.00%</b>		

~ YTM as on December 31, 2024

^ YTC represents Yield to Call provided by valuation agencies as on December 31, 2024. It is disclosed for Perpetual Bond issued by Banks (i.e. AT-1 Bond / Tier 1 Bond / Tier 2 Bond), as per AMFI Best Practices Guidelines Circular no. 135/BP/91/2020-21 read with SEBI circular No. SEBI/HO/IMD/DF4/CIR/P/2021/034 on Valuation of AT-1 Bonds and Tier 2 Bonds.

As per SEBI Circular no. SEBI/HO/IMD/PoD1/CIR/P/2024/106 dated August 05, 2024, valuation of AT-1 Bonds are done on Yield to Call basis w.e.f. August 07, 2024. YTC of AT-1 Bonds are now same as it's YTM and hence it is not disclosed separately under YTC.

## Scheme Risk-O-Meter

Benchmark Name - BSE SENSEX TRI  
Benchmark Risk-O-Meter

## Monthly Portfolio Statement as on December 31, 2024

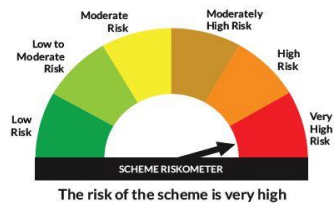
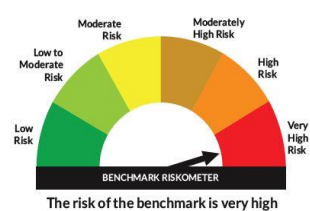
Name of the Instrument	ISIN	Industry	Quantity	Market/Fair Value (Rs. in Lakhs)	% to Net Assets	YTM-	YTC^
<b>Equity &amp; Equity related</b>							
<b>(a) Listed / awaiting listing on Stock Exchanges</b>							
ITC Limited	INE154A01025	Diversified FMCG	29,246	141.45	10.13%		
Bharti Airtel Limited	INE397D01024	Telecom - Services	8,721	138.47	9.92%		
Mahindra & Mahindra Limited	INE101A01026	Automobiles	3,911	117.61	8.42%		
Hindustan Unilever Limited	INE030A01027	Diversified FMCG	3,920	91.21	6.53%		
Zomato Limited	INE758T01015	Retailing	30,485	84.76	6.07%		
Trent Limited	INE849A01020	Retailing	981	69.88	5.00%		
Maruti Suzuki India Limited	INE585B01010	Automobiles	581	63.09	4.52%		
Titan Company Limited	INE280A01028	Consumer Durables	1,825	59.37	4.25%		
Asian Paints Limited	INE021A01026	Consumer Durables	1,997	45.56	3.26%		
Bajaj Auto Limited	INE917I01010	Automobiles	490	43.11	3.09%		
InterGlobe Aviation Limited	INE646L01027	Transport Services	858	39.08	2.80%		
Varun Beverages Limited	INE200M01039	Beverages	5,897	37.65	2.70%		
Max Healthcare Institute Limited	INE027H01010	Healthcare Services	3,275	36.95	2.65%		
Nestle India Limited	INE239A01024	Food Products	1,581	34.31	2.46%		
The Indian Hotels Company Limited	INE053A01029	Leisure Services	3,874	34.00	2.43%		
Apollo Hospitals Enterprise Limited	INE437A01024	Healthcare Services	446	32.54	2.33%		
Info Edge (India) Limited	INE663F01024	Retailing	345	29.94	2.14%		
Tata Power Company Limited	INE245A01021	Power	7,459	29.27	2.10%		
Eicher Motors Limited	INE066A01021	Automobiles	606	29.22	2.09%		
Tata Consumer Products Limited	INE192A01025	Agricultural Food & other Products	2,875	26.30	1.88%		
Britannia Industries Limited	INE216A01030	Food Products	520	24.77	1.77%		
TVS Motor Company Limited	INE494B01023	Automobiles	1,035	24.51	1.76%		
Hero MotoCorp Limited	INE158A01026	Automobiles	572	23.80	1.70%		
DLF Limited	INE271C01023	Realty	2,832	23.36	1.67%		
Avenue Supermarts Limited	INE192R01011	Retailing	651	23.19	1.66%		
United Spirits Limited	INE854D01024	Beverages	1,301	21.15	1.51%		
Havells India Limited	INE176B01034	Consumer Durables	1,116	18.69	1.34%		
Adani Power Limited	INE814H01011	Power	3,461	18.32	1.31%		
Godrej Consumer Products Limited	INE102D01028	Personal Products	1,663	17.99	1.29%		
Colgate Palmolive (India) Limited	INE259A01022	Personal Products	585	15.68	1.12%		
<b>Sub Total</b>				<b>1,395.22</b>	<b>99.93%</b>		
<b>(b) Unlisted</b>				<b>NIL</b>	<b>NIL</b>		
<b>Sub Total</b>				<b>NIL</b>	<b>NIL</b>		
<b>Total</b>				<b>1,395.22</b>	<b>99.93%</b>		
<b>Reverse Repo / TREPS</b>							
Clearing Corporation of India Ltd				2.23	0.16%	6.65%	
<b>Sub Total</b>				<b>2.23</b>	<b>0.16%</b>		
<b>Total</b>				<b>2.23</b>	<b>0.16%</b>		
<b>Net Receivables / (Payables)</b>				<b>(1.20)</b>	<b>(0.09)%</b>		
<b>GRAND TOTAL</b>				<b>1,396.25</b>	<b>100.00%</b>		

- YTM as on December 31, 2024

^ YTC represents Yield to Call provided by valuation agencies as on December 31, 2024. It is disclosed for Perpetual Bond issued by Banks (i.e. AT-1 Bond / Tier 1 Bond / Tier 2 Bond), as per AMFI Best Practices Guidelines Circular no. 135/BP/91/2020-21 read with SEBI circular No. SEBI/HO/IMD/DF4/CIR/P/2021/034 on Valuation of AT-1 Bonds and Tier 2 Bonds.

As per SEBI Circular no. SEBI/HO/IMD/PoD1/CIR/P/2024/106 dated August 05, 2024, valuation of AT-1 Bonds are done on Yield to Call basis w.e.f. August 07, 2024. YTC of AT-1 Bonds are now same as it's YTM and hence it is not disclosed separately under YTC.

## Scheme Risk-O-Meter

Benchmark Name - NIFTY INDIA CONSUMPTION TRI INDEX  
Benchmark Risk-O-Meter

Monthly Portfolio Statement as on December 31, 2024

Name of the Instrument	ISIN	Industry / Rating	Quantity	Market/Fair Value (Rs. in Lakhs)	% to Net Assets	YTM-	YTC^
<b>Gold</b>							
GOLD .995 1KG BAR			1,535	1,16,526.46	98.42%		
<b>Sub Total</b>				<b>1,16,526.46</b>	<b>98.42%</b>		
<b>Total</b>				<b>1,16,526.46</b>	<b>98.42%</b>		
<b>Reverse Repo / TREPS</b>							
Clearing Corporation of India Ltd				65.82	0.06%	6.65%	
<b>Sub Total</b>				<b>65.82</b>	<b>0.06%</b>		
<b>Total</b>				<b>65.82</b>	<b>0.06%</b>		
<b>Net Receivables / (Payables)</b>				<b>1,808.42</b>	<b>1.52%</b>		
<b>GRAND TOTAL</b>				<b>1,18,400.70</b>	<b>100.00%</b>		

- YTM as on December 31, 2024

^ YTC represents Yield to Call provided by valuation agencies as on December 31, 2024. It is disclosed for Perpetual Bond issued by Banks (i.e. AT-1 Bond / Tier 1 Bond / Tier 2 Bond), as per AMFI Best Practices Guidelines Circular no. 135/BP/91/2020-21 read with SEBI circular No. SEBI/HO/IMD/DF4/CIR/P/2021/034 on Valuation of AT-1 Bonds and Tier 2 Bonds.

As per SEBI Circular no. SEBI/HO/IMD/PoD1/CIR/P/2024/106 dated August 05, 2024, valuation of AT-1 Bonds are done on Yield to Call basis w.e.f. August 07, 2024. YTC of AT-1 Bonds are now same as it's YTM and hence it is not disclosed separately under YTC.

Aggregate Investments by other schemes (At NAV) as on December 31, 2024 RS 78486.37 Lakh's

Scheme Risk-O-Meter



The risk of the scheme is high

Benchmark Name - DOMESTIC PRICE OF GOLD

Benchmark Risk-O-Meter



The risk of the benchmark is high

Monthly Portfolio Statement as on December 31, 2024

Name of the Instrument	ISIN	Industry	Quantity	Market/Fair Value (Rs. in Lakhs)	% to Net Assets	YTM-	YTC^
<b>Equity &amp; Equity related</b>							
<b>(a) Listed / awaiting listing on Stock Exchanges</b>							
Sun Pharmaceutical Industries Limited	INE044A01036	Pharmaceuticals & Biotechnology	23,805	449.05	21.88%		
Dr. Reddy's Laboratories Limited	INE089A01031	Pharmaceuticals & Biotechnology	13,443	186.66	9.10%		
Cipla Limited	INE059A01026	Pharmaceuticals & Biotechnology	12,119	185.30	9.03%		
Max Healthcare Institute Limited	INE027H01010	Healthcare Services	16,366	184.63	9.00%		
Divi's Laboratories Limited	INE361B01024	Pharmaceuticals & Biotechnology	2,800	170.77	8.32%		
Apollo Hospitals Enterprise Limited	INE437A01024	Healthcare Services	2,232	162.85	7.94%		
Lupin Limited	INE326A01037	Pharmaceuticals & Biotechnology	5,316	125.23	6.10%		
Aurobindo Pharma Limited	INE406A01037	Pharmaceuticals & Biotechnology	6,161	82.22	4.01%		
Torrent Pharmaceuticals Limited	INE685A01028	Pharmaceuticals & Biotechnology	2,064	69.35	3.38%		
Alkem Laboratories Limited	INE540L01014	Pharmaceuticals & Biotechnology	1,166	65.69	3.20%		
Zydus Lifesciences Limited	INE010B01027	Pharmaceuticals & Biotechnology	5,520	53.64	2.61%		
Glenmark Pharmaceuticals Limited	INE935A01035	Pharmaceuticals & Biotechnology	3,313	53.31	2.60%		
Laurus Labs Limited	INE947Q01028	Pharmaceuticals & Biotechnology	8,659	52.19	2.54%		
IPCA Laboratories Limited	INE571A01038	Pharmaceuticals & Biotechnology	2,996	50.79	2.48%		
Biocon Limited	INE376G01013	Pharmaceuticals & Biotechnology	9,912	36.21	1.76%		
Abbott India Limited	INE358A01014	Pharmaceuticals & Biotechnology	115	34.20	1.67%		
Syngene International Limited	INE398R01022	Healthcare Services	3,981	34.17	1.67%		
Dr. Lal Path Labs Limited	INE600L01024	Healthcare Services	825	24.75	1.21%		
Granules India Limited	INE101D01020	Pharmaceuticals & Biotechnology	3,191	18.90	0.92%		
Metropolis Healthcare Limited	INE112L01020	Healthcare Services	575	11.94	0.58%		
<b>Sub Total</b>				<b>2,051.85</b>	<b>100.00%</b>		
<b>(b) Unlisted</b>				<b>NIL</b>	<b>NIL</b>		
<b>Sub Total</b>				<b>NIL</b>	<b>NIL</b>		
<b>Total</b>				<b>2,051.85</b>	<b>100.00%</b>		
<b>Reverse Repo / TREPS</b>							
Clearing Corporation of India Ltd				2.84	0.14%	6.65%	
<b>Sub Total</b>				<b>2.84</b>	<b>0.14%</b>		
<b>Total</b>				<b>2.84</b>	<b>0.14%</b>		
<b>Net Receivables / (Payables)</b>				<b>(2.76)</b>	<b>(0.14)%</b>		
<b>GRAND TOTAL</b>				<b>2,051.93</b>	<b>100.00%</b>		

~ YTM as on December 31, 2024

^ YTC represents Yield to Call provided by valuation agencies as on December 31, 2024. It is disclosed for Perpetual Bond issued by Banks (i.e. AT-1 Bond / Tier 1 Bond / Tier 2 Bond), as per AMFI Best Practices Guidelines Circular no. 135/BP/91/2020-21 read with SEBI circular No. SEBI/HO/IMD/DF4/CIR/P/2021/034 on Valuation of AT-1 Bonds and Tier 2 Bonds.

As per SEBI Circular no. SEBI/HO/IMD/PoD1/CIR/P/2024/106 dated August 05, 2024, valuation of AT-1 Bonds are done on Yield to Call basis w.e.f. August 07, 2024. YTC of AT-1 Bonds are now same as it's YTM and hence it is not disclosed separately under YTC.

Scheme Risk-O-Meter



The risk of the scheme is very high

Benchmark Name - NIFTY HEALTHCARE TRI

Benchmark Risk-O-Meter



The risk of the benchmark is very high

## Monthly Portfolio Statement as on December 31, 2024

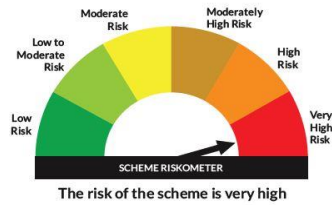
Name of the Instrument	ISIN	Industry	Quantity	Market/Fair Value (Rs. in Lakhs)	% to Net Assets	YTM-	YTC^
<b>Equity &amp; Equity related</b>							
<b>(a) Listed / awaiting listing on Stock Exchanges</b>							
Infosys Limited	INE009A01021	IT - Software	2,66,663	5,013.26	27.83%		
Tata Consultancy Services Limited	INE467B01029	IT - Software	1,00,417	4,111.88	22.83%		
HCL Technologies Limited	INE860A01027	IT - Software	1,04,009	1,994.27	11.07%		
Tech Mahindra Limited	INE669C01036	IT - Software	1,03,397	1,764.16	9.79%		
Wipro Limited	INE075A01022	IT - Software	4,60,962	1,391.41	7.72%		
Persistent Systems Limited	INE262H01021	IT - Software	17,169	1,108.72	6.16%		
Coforge Limited	INE591G01017	IT - Software	10,827	1,046.21	5.81%		
LTIMindtree Limited	INE214T01019	IT - Software	15,058	841.12	4.67%		
Mphasis Limited	INE356A01018	IT - Software	18,395	523.74	2.91%		
L&T Technology Services Limited	INE010V01017	IT - Services	4,473	211.90	1.18%		
<b>Sub Total</b>				<b>18,006.68</b>	<b>99.97%</b>		
<b>(b) Unlisted</b>							
<b>Sub Total</b>				<b>NIL</b>	<b>NIL</b>		
<b>Total</b>				<b>18,006.68</b>	<b>99.97%</b>		
<b>Reverse Repo / TREPS</b>							
Clearing Corporation of India Ltd				13.50	0.07%	6.65%	
<b>Sub Total</b>				<b>13.50</b>	<b>0.07%</b>		
<b>Total</b>				<b>13.50</b>	<b>0.07%</b>		
<b>Net Receivables / (Payables)</b>							
				<b>(7.50)</b>	<b>(0.04)%</b>		
<b>GRAND TOTAL</b>				<b>18,012.68</b>	<b>100.00%</b>		

~ YTM as on December 31, 2024

^ YTC represents Yield to Call provided by valuation agencies as on December 31, 2024. It is disclosed for Perpetual Bond issued by Banks (i.e. AT-1 Bond / Tier 1 Bond / Tier 2 Bond), as per AMFI Best Practices Guidelines Circular no. 135/BP/91/2020-21 read with SEBI circular No. SEBI/HO/IMD/DF4/CIR/P/2021/034 on Valuation of AT-1 Bonds and Tier 2 Bonds.

As per SEBI Circular no. SEBI/HO/IMD/PoD1/CIR/P/2024/106 dated August 05, 2024, valuation of AT-1 Bonds are done on Yield to Call basis w.e.f. August 07, 2024. YTC of AT-1 Bonds are now same as it's YTM and hence it is not disclosed separately under YTC.

## Scheme Risk-O-Meter

Benchmark Name - NIFTY IT TRI  
Benchmark Risk-O-Meter