


INDEX	
GF	NIPPON INDIA GROWTH FUND (Mid Cap Fund- An open ended equity scheme predominantly investing in mid cap stocks)
GS	NIPPON INDIA VISION FUND (An Open Ended Equity Scheme Investing In Both Large Cap And Mid Cap Stocks)
HT	Nippon India Corporate Bond Fund (An open ended debt scheme predominantly investing in AA+ and above rated corporate bonds)
IE	Nippon India Income Fund (An open ended medium term debt scheme investing in instruments such that the Macaulay duration of the portfolio is between 4 to 7 years)
ST	Nippon India Short Term Fund (An open ended short term debt scheme investing in instruments such that the Macaulay duration of the portfolio is between 1 to 3 years)
BE	Nippon India Banking & Financial Services Fund (An open ended equity scheme investing in Banking & Financial Services Sector)
TS	Nippon India Hybrid Bond Fund (An Open Ended Hybrid Scheme Investing Predominantly In Debt Instruments)
MI	Nippon India Hybrid Bond Fund - Segregated Portfolio 2
PS	NIPPON INDIA POWER & INFRA FUND (An Open Ended Equity Scheme Investing In Power & Infrastructure Sectors)
	Nippon India Ultra Short Duration Fund (An open ended ultra-short term debt scheme investing in debt and non market instruments such that the Macaulay duration of the portfolio is between 3 - 6 months)
CP	Nippon India Ultra Short Duration Fund-Segregated Portfolio 1
PH	NIPPON INDIA PHARMA FUND (An Open Ended Equity Scheme Investing In Pharma Sector)
ME	NIPPON INDIA CONSUMPTION FUND (An Open Ended Equity Scheme Following Consumption Theme)
NE	NIPPON INDIA BALANCED ADVANTAGE FUND (An Open Ended Dynamic Asset Allocation Fund)
NI	Nippon India Dynamic Bond Fund (An open ended dynamic debt scheme investing across duration)
EQ	NIPPON INDIA MULTI CAP FUND (Multi Cap Fund - An Open Ended Equity Scheme Investing Across Large Cap, Mid Cap, Small Cap Stocks)
LF	Nippon India Liquid Fund (An Open Ended Liquid Scheme)
FR	NIPPON INDIA FLOATING RATE FUND (An open ended debt scheme predominantly investing in floating rate instruments (including fixed rate instruments converted to floating rate exposures using swaps/ derivatives))
	Nippon India Credit Risk Fund (An open ended debt scheme predominantly investing in AA and below rated corporat bonds (excluding AA+ rated corporate bonds))
	Nippon India Credit Risk Fund-Segregated Portfolio 1
SD	Nippon India Credit Risk Fund-Segregated Portfolio 2
SE	NIPPON INDIA VALUE FUND (An Open Ended Equity Scheme Following A Value Investment Strategy)
	NIPPON INDIA EQUITY HYBRID FUND (An Open Ended Hybrid Scheme Investing Predominantly In Equity An Equity Related Instruments)
	NIPPON INDIA EQUITY HYBRID FUND-SEGREGATED PORTFOLIO 1
SH	NIPPON INDIA EQUITY HYBRID FUND-SEGREGATED PORTFOLIO 2
LO	Nippon India Money Market Fund (An open ended debt scheme investing in money market instruments)
TS	NIPPON INDIA TAX SAVER (ELSS) FUND (An open ended equity linked saving scheme with a statutory lock in of 3 years and tax benefit)
LE	NIPPON INDIA FOCUSED EQUITY FUND (An Open Ended Multi Cap Equity Scheme Investing In Maximum 30 Stocks)
IV	NIPPON INDIA INTERVAL FUND - MONTHLY INTERVAL FUND - SERIES I (A Debt Oriented Interval Scheme)
LP	Nippon India Low Duration Fund (An open ended low duration debt scheme investing in debt and money market instruments such that the Macaulay duration of the portfolio is between 6 - 12 months.)
IM	NIPPON INDIA INTERVAL FUND - MONTHLY INTERVAL FUND - SERIES II (A Debt Oriented Interval Scheme)
DC	NIPPON INDIA INTERVAL FUND - QUARTERLY INTERVAL FUND - SERIES I (A Debt Oriented Interval Scheme)
UB	NIPPON INDIA INTERVAL FUND - ANNUAL INTERVAL FUND - SERIES I (A Debt Oriented Interval Scheme)
KB	NIPPON INDIA INTERVAL FUND - QUARTERLY INTERVAL FUND - SERIES II (A Debt Oriented Interval Scheme)
QB	NIPPON INDIA INTERVAL FUND - QUARTERLY INTERVAL FUND - SERIES III (A Debt Oriented Interval Scheme)
EA	NIPPON INDIA LARGE CAP FUND (An Open Ended Equity Scheme Predominantly Investing In Large Cap Stocks)
QP	NIPPON INDIA QUANT FUND (An Open Ended Equity Scheme Investing In Quant Model Theme)
GL	Nippon India Gilt Securities Fund (An open ended debt scheme investing in government securities across maturity)
NE	NIPPON INDIA INDEX FUND - NIFTY PLAN (An open ended scheme replicating / tracking Nifty 50)
FM	NIPPON INDIA SMALL CAP FUND (An Open Ended Equity Scheme Predominantly Investing In Small Cap Stocks)
SF	NIPPON INDIA INDEX FUND - SENSEX PLAN (An open ended scheme replicating / tracking S&P BSE Sensex)
AF	NIPPON INDIA ARBITRAGE FUND (An Open Ended Scheme Investing In Arbitrage Opportunities)
GD	NIPPON INDIA GOLD SAVINGS FUND (An Open Ended Fund of Fund Scheme)
CE	Nippon India ETF Nifty 100 (An Open Ended Index Exchange Traded Fund)
CF	Nippon India ETF Consumption (An Open Ended Index Exchange Traded Fund)
FD	Nippon India ETF Dividend Opportunities (An Open Ended Index Exchange Traded Fund)
	NIPPON INDIA STRATEGIC DEBT FUND (An open ended medium term debt scheme investing in instruments such that the Macaulay duration of the portfolio is between 3 to 4 years.)
	NIPPON INDIA STRATEGIC DEBT FUND-SEGREGATED PORTFOLIO 1
CB	NIPPON INDIA STRATEGIC DEBT FUND-SEGREGATED PORTFOLIO 2
JE	NIPPON INDIA JAPAN EQUITY FUND (An open ended equity scheme following Japan focused theme)
IX	Nippon India ETF Sensex (An Open Ended Index Exchange Traded Fund)
SW	NIPPON INDIA RETIREMENT FUND - WEALTH CREATION SCHEME (An open ended retirement solution oriented scheme having a lock-in of 5 years or till retirement (whichever is earlier))
RW	NIPPON INDIA RETIREMENT FUND - INCOME GENERATION SCHEME (An open ended retirement solution oriented scheme having a lock-in of 5 years or till retirement (whichever is earlier))
RG	Nippon India Banking & PSU Debt Fund (An open ended debt scheme predominantly investing in Debt instruments of banks, Public Sector Undertakings, Public Financial Institutions and Municipal Bonds)
BP	NIPPON INDIA EQUITY SAVINGS FUND (An open ended scheme investing in equity, arbitrage and debt)
	Nippon India Equity Savings Fund - Segregated Portfolio 1
ES	Nippon India Equity Savings Fund - Segregated Portfolio 2
NX	Nippon India ETF NV20 (A Open Ended Index Exchange Traded Fund)
UE	NIPPON INDIA US EQUITY OPPORTUNITIES FUND (An open ended equity scheme following US focused theme)
LT	Nippon India ETF Long Term Gilt (An Open Ended Index Exchange Traded Fund)
CH	NIPPON INDIA CAPITAL BUILDER FUND IV - SERIES B (A Close Ended Equity Oriented Scheme)
QB	NIPPON INDIA FIXED HORIZON FUND - XXXV - SERIES 16 (A Close Ended Income Scheme)
NR	NIPPON INDIA FIXED HORIZON FUND - XXXVI - SERIES 2 (A Close Ended Income Scheme)
NS	NIPPON INDIA FIXED HORIZON FUND - XXXVI - SERIES 5 (A Close Ended Income Scheme)
NR	NIPPON INDIA FIXED HORIZON FUND - XXXVI - SERIES 8 (A Close Ended Income Scheme)
TC	NIPPON INDIA FIXED HORIZON FUND - XXXVII - SERIES 3 (A Close Ended Income Scheme)
TD	NIPPON INDIA FIXED HORIZON FUND - XXXVII - SERIES 4 (A Close Ended Income Scheme)
TL	NIPPON INDIA FIXED HORIZON FUND - XXXVII - SERIES 6 (A Close Ended Income Scheme)
NL	NIPPON INDIA FIXED HORIZON FUND - XXXVII - SERIES 9 (A Close Ended Income Scheme)
NT	NIPPON INDIA NIVESH LAKSHYA FUND (An open ended debt scheme investing in instruments such that the Macaulay duration of the portfolio is greater than 7 years)
TO	NIPPON INDIA FIXED HORIZON FUND - XXXVIII - SERIES 2 (A Close Ended Income Scheme)
IZ	NIPPON INDIA FIXED HORIZON FUND - XXXVIII - SERIES 10 (A Close Ended Income Scheme)
FA	NIPPON INDIA FIXED HORIZON FUND - XXXVIII - SERIES 11 (A Close Ended Income Scheme)
FB	NIPPON INDIA FIXED HORIZON FUND - XXXVIII - SERIES 12 (A Close Ended Income Scheme)
FD	NIPPON INDIA FIXED HORIZON FUND - XXXVIII - SERIES 14 (A Close Ended Income Scheme)
FE	NIPPON INDIA FIXED HORIZON FUND - XXXIX - SERIES 1 (A Close Ended Income Scheme)
FG	NIPPON INDIA FIXED HORIZON FUND - XXXIX - SERIES 2 (A Close Ended Income Scheme)
FI	NIPPON INDIA FIXED HORIZON FUND - XXXIX - SERIES 4 (A Close Ended Income Scheme)
FJ	NIPPON INDIA FIXED HORIZON FUND - XXXIX - SERIES 5 (A Close Ended Income Scheme)
EK	NIPPON INDIA INDIA OPPORTUNITIES FUND - SERIES A (A Close-ended Equity Oriented Scheme)
EJ	NIPPON INDIA FIXED HORIZON FUND - XXXIX - SERIES 6 (A Close Ended Income Scheme)
EM	NIPPON INDIA FIXED HORIZON FUND - XXXIX - SERIES 8 (A Close Ended Income Scheme)
EN	NIPPON INDIA FIXED HORIZON FUND - XXXIX - SERIES 9 (A Close Ended Income Scheme)
EP	NIPPON INDIA FIXED HORIZON FUND - XXXIX - SERIES 11 (A Close Ended Income Scheme)
FU	NIPPON INDIA FIXED HORIZON FUND - XXXIX - SERIES 14 (A Close Ended Income Scheme)
FV	NIPPON INDIA FIXED HORIZON FUND - XXXIX - SERIES 15 (A Close Ended Income Scheme)
FW	NIPPON INDIA FIXED HORIZON FUND - XXXIX - SERIES 1 (A Close Ended Income Scheme)
FY	NIPPON INDIA FIXED HORIZON FUND - XXXIX - SERIES 2 (A Close Ended Income Scheme)
FX	NIPPON INDIA FIXED HORIZON FUND - XXXIX - SERIES 3 (A Close Ended Income Scheme)
NB	Nippon India ETF Nifty BeES (An Open Ended Index Exchange Traded Fund)
JZ	Nippon India ETF Junior BeES (An Open Ended Index Exchange Traded Fund)
PU	Nippon India ETF PSU Bank BeES (An Open Ended Index Exchange Traded Fund)
GB	Nippon India ETF Gold BeES (An Open Ended Gold Exchange Traded Fund)
LB	NIPPON INDIA ETF LIQUID BeES (An open ended liquid scheme, listed on the Exchange in the form of an ETF, investing in Triparty Repo & Reverse Repo with daily Dividend and compulsory reinvestment of Dividend)
SB	Nippon India ETF Bank BeES (An Open Ended Index Exchange Traded Fund)
SB	Nippon India ETF Shariah BeES (An Open Ended Index Exchange Traded Fund)
HS	Nippon India ETF Hang Seng BeES (An Open Ended Index Exchange Traded Fund)
IB	Nippon India ETF Infra BeES (An Open Ended Index Exchange Traded Fund)
CC	CPSE ETF (An Open Ended Index Exchange Traded Fund)
FZ	NIPPON INDIA FIXED HORIZON FUND - XXXX - SERIES 4 (A Close Ended Income Scheme)
GA	NIPPON INDIA FIXED HORIZON FUND - XXXX - SERIES 5 (A Close Ended Income Scheme)
GC	NIPPON INDIA FIXED HORIZON FUND - XXXX - SERIES 6 (A Close Ended Income Scheme)
GE	NIPPON INDIA FIXED HORIZON FUND - XXXX - SERIES 7 (A Close Ended Income Scheme)
GG	NIPPON INDIA FIXED HORIZON FUND - XXXX - SERIES 8 (A Close Ended Income Scheme)
GN	Nippon India Overnight Fund (An open-ended debt scheme investing in overnight securities)
GJ	NIPPON INDIA FIXED HORIZON FUND - XXXX - SERIES 11 (A Close Ended Income Scheme)
GK	NIPPON INDIA FIXED HORIZON FUND - XXXX - SERIES 12 (A Close Ended Income Scheme)
QN	NIPPON INDIA FIXED HORIZON FUND - XXXX - SERIES 14 (A Close Ended Income Scheme)
GO	NIPPON INDIA FIXED HORIZON FUND - XXXX - SERIES 15 (A Close Ended Income Scheme)
GP	NIPPON INDIA FIXED HORIZON FUND - XXXX - SERIES 16 (A Close Ended Income Scheme)
NM	Nippon India ETF Nifty Midcap 150 (An Open Ended Index Exchange Traded Fund)
SD	NIPPON INDIA FIXED HORIZON FUND - XXXX - SERIES 17 (A Close Ended Income Scheme)
RI	Nippon India Junior BeES FoF (An Open Ended fund of funds scheme investing in Nippon India ETF Junior BeES)
GU	NIPPON INDIA FIXED HORIZON FUND - XXXX - SERIES 19 (A Close Ended Income Scheme)
GW	NIPPON INDIA FIXED HORIZON FUND - XLI - SERIES 1 (A Close Ended Income Scheme)
GZ	NIPPON INDIA FIXED HORIZON FUND - XLI - SERIES 4 (A Close Ended Income Scheme)
GA	NIPPON INDIA FIXED HORIZON FUND - XLI - SERIES 8 (A Close Ended Income Scheme)
GB	NIPPON INDIA FIXED HORIZON FUND - XLI - SERIES 10 (A Close Ended Income Scheme)
GC	NIPPON INDIA FIXED HORIZON FUND - XLI - SERIES 11 (A Close Ended Income Scheme)
H7	NIPPON INDIA FIXED HORIZON FUND - XLI - SERIES 12 (A Close Ended Income Scheme)
SN	Nippon India ETF Sensex Next 50 (An Open Ended Index Exchange Traded Fund)
F7	NIPPON INDIA FIXED HORIZON FUND - XLII - SERIES 4 (A Close Ended Income Scheme)
QF	NIPPON INDIA CAPITAL PROTECTION ORIENTED FUND II - PLAN A (A Close-Ended Capital Protection Oriented Scheme)
NE	Nippon India ETF Nifty IT (An open ended scheme replicating/ tracking NIFTY IT Index)
ME	Nippon India Multi Asset Fund (An open ended scheme investing in Equity, Debt and Exchange Traded Commodity Derivatives and Gold ETF)
NS	Nippon India Nifty Smallcap 250 Index Fund (An open ended scheme replicating/tracking Nifty Smallcap 250 Index)
NC	Nippon India ETF Nifty CPSE Bond Plus SDL - 2024 Maturity (An open-ended Target Maturity Exchange Traded CPSE Bond PlusSDL Fund predominantly investing in constituents of Nifty CPSEBond Plus SDL Sep 2024 50:50 Index)
PP	Nippon India Passive Flexicap FOF (An Open-ended Fund of Funds Scheme investing in units of ETFs/Index Funds of Nippon India Mutual Fund)
AL	Nippon India Asset Allocator FoF (An open ended fund of funds scheme investing in equity oriented schemes, debt oriented schemes and gold ETF of Nippon India Mutual Fund)
NP	Nippon India Nifty Midcap 150 Index Fund (An open ended scheme replicating/tracking Nifty Midcap 150 Index)
NV	Nippon India Nifty 50 Index Fund (An open ended scheme replicating/tracking Nifty 50 Value 20 Index)
NY	Nippon India ETF Nifty SDL - 2026 Maturity (An open-ended Target Maturity Exchange Traded SDL Fund predominantly investing in constituents of Nifty SDL Apr 2026 Top 20 Equal Weight Index).
NG	Nippon India ETF 5 Year Gilt (An open ended scheme replicating/tracking Nifty 5 yr Benchmark G-Sec Index)
NH	Nippon India Nifty Pharma ETF (An open ended scheme replicating/ tracking NIFTY Pharma Index)
LC	Nippon India Flexi Cap Fund (An open ended dynamic equity scheme investing across large cap, mid cap, small cap stocks)
HG	Nippon India Fixed Horizon Fund - XLIII - Series 1 (A Close Ended Income Scheme)
DISVAL	RATIONALE FOR DEVIATION FROM VALUATION AGENCY PRICE
DISVAL	Security matured and default beyond its maturity date as on 31st August 2021 (forming part of net current assets) is as follows :
DISVAL	Disclosure of Yield to Call

Monthly Portfolio Statement as on August 31,2021

ISIN	Name of the Instrument	Industry / Rating	Quantity	Market/Fair Value (Rs. in Lacs)	% to NAV	YIELD
Equity & Equity related						
(a) Listed / awaiting listing on Stock Exchanges						
INE200M01013	Varun Beverages Limited	Consumer Non Durables	61,01,182	51,673.96	4.56%	
INE149A01033	Cholamandalam Financial Holdings Limited	Finance	60,25,254	41,230.81	3.64%	
INE010V01017	L&T Technology Services Limited	Software	9,95,402	39,015.28	3.45%	
INE647A01010	SRF Limited	Chemicals	3,80,000	38,531.05	3.40%	
INE180A01020	Max Financial Services Limited	Insurance	33,33,221	36,270.44	3.20%	
INE090A01021	ICICI Bank Limited	Banks	47,73,122	34,321.13	3.03%	
INE208A01029	Ashok Leyland Limited	Auto	2,79,55,000	34,314.76	3.03%	
INE356A01018	Mphasis Limited	Software	10,21,486	29,603.69	2.61%	
INE548C01032	Emami Limited	Consumer Non Durables	48,05,362	28,697.62	2.53%	
INE335V01012	Indian Railway Catering And Tourism Corporation Limited	Transportation	9,12,741	25,118.63	2.22%	
INE226A01021	Vollas Limited	Consumer Durables	24,36,762	24,266.49	2.14%	
INE437A01024	Apollo Hospitals Enterprise Limited	Healthcare Services	4,74,666	23,586.76	2.08%	
INE647Q01011	Aditya Birla Fashion and Retail Limited	Retailing	1,06,83,209	22,231.76	1.96%	
INE949L01017	AU Small Finance Bank Limited	Banks	19,38,745	21,922.36	1.94%	
INE288B01029	Deepak Nitrite Limited	Chemicals	9,53,778	21,780.47	1.92%	
INE571A01020	IPCA Laboratories Limited	Pharmaceuticals	8,20,579	21,132.37	1.87%	
INE263A01024	Bharat Electronics Limited	Aerospace & Defense	1,08,26,249	20,207.19	1.78%	
INE061F01013	Fortis Healthcare Limited	Healthcare Services	68,17,923	19,806.07	1.75%	
INE059A01010	Savoy India Limited	Pharmaceuticals	2,16,777	19,539.85	1.73%	
INE171A01029	The Federal Bank Limited	Banks	2,30,00,000	18,687.50	1.65%	
INE825A01012	Vardhman Textiles Limited	Textiles - Cotton	9,97,274	18,370.78	1.62%	
INE73201013	Angel Broking Limited	Capital Markets	15,11,718	18,252.48	1.61%	
INE749A01030	Jindal Steel & Power Limited	Ferrous Metals	47,80,000	18,018.21	1.59%	
INE49A01020	Trent Limited	Retailing	17,75,896	17,881.40	1.58%	
INE465A01025	Bharat Forge Limited	Industrial Products	21,65,129	16,510.87	1.47%	
INE823G01014	JK Cement Limited	Cement & Cement Products	5,01,821	16,416.57	1.45%	
INE192A01025	Tata Consumer Products Limited	Consumer Non Durables	18,00,000	15,569.10	1.38%	
INE00R701025	Dalmia Bharat Limited	Cement & Cement Products	6,86,678	15,105.54	1.33%	
INE591G01017	Colgate Limited	Software	2,88,396	15,021.83	1.33%	
INE142Z01019	Orient Electric Limited	Consumer Durables	43,64,833	14,436.69	1.28%	
INE35A01020	Dixon Technologies (India) Limited	Consumer Durables	3,42,323	14,242.01	1.26%	
INE866F01025	United Breweries Limited	Consumer Non Durables	9,52,501	14,049.39	1.24%	
INE774D01024	Mahindra & Mahindra Financial Services Limited	Finance	86,00,000	13,772.90	1.22%	
INE203G01027	Indraprastha Gas Limited	Gas	25,00,000	13,646.25	1.21%	
INE761H01022	Page Industries Limited	Textile Products	39,774	12,528.45	1.11%	
INE094J01016	UTI Asset Management Company Limited	Capital Markets	10,40,322	12,435.49	1.10%	
INE191H01014	PVR Limited	Entertainment	8,87,026	11,779.26	1.04%	
INE484J01027	Codrey Properties Limited	Construction	7,23,234	10,768.95	0.95%	
INE121A01024	Cholamandalam Investment and Finance Company Limited	Finance	18,65,000	10,333.03	0.91%	
INE123W01016	SBI Life Insurance Company Limited	Insurance	8,50,500	10,138.39	0.90%	
INE136B01020	Cyient Limited	Software	9,94,584	9,721.56	0.86%	
INE053A01029	The Indian Hotels Company Limited	Leisure Services	67,47,448	9,473.42	0.84%	
INE299J01018	Compton Greaves Consumer Electricals Limited	Consumer Durables	19,89,694	9,377.60	0.83%	
INE018E01016	SBI Cards and Payment Services Limited	Finance	8,20,275	9,355.65	0.83%	
INE211B01039	The Phoenix Mills Limited	Construction	10,76,224	9,285.12	0.82%	
INE522D01027	Manappuram Finance Limited	Finance	56,92,276	9,130.41	0.81%	
INE741K01010	CreditAccess Grameen Limited	Finance	12,93,142	9,079.80	0.80%	
INE769A01020	Aarti Industries Limited	Chemicals	9,50,000	8,911.95	0.79%	
INE653F01024	Info Edge (India) Limited	Retailing	1,34,403	8,306.26	0.73%	
INE813H01021	Torrent Power Limited	Power	17,17,341	8,269.00	0.73%	
INE462A01022	Bayer Cropscience Limited	Pesticides	1,48,548	8,233.12	0.73%	
INE150G01020	Lux Industries Limited	Textile Products	2,00,000	7,989.50	0.71%	
INE974X01010	Tube Investments of India Limited	Auto Ancillaries	5,80,425	7,920.77	0.70%	
INE520A01027	Zensar Technologies Limited	Software	17,17,000	7,731.65	0.68%	
INE134E01011	Power Finance Corporation Limited	Finance	59,48,588	7,676.63	0.68%	
INE872J01023	Doyyari International Limited	Leisure Services	61,03,270	7,635.19	0.67%	
INE585B01010	Maruti Suzuki India Limited	Auto	1,02,000	6,983.02	0.62%	
INE671A01010	Honeywell Automation India Limited	Industrial Capital Goods	17,353	6,872.64	0.61%	
INE787D01026	Balkrishna Industries Limited	Auto Ancillaries	2,94,189	6,751.34	0.60%	
INE982F01036	Hathway Cable & Datacom Limited	Entertainment	2,80,00,000	6,482.00	0.57%	
INE789C01023	JM Financial Limited	Finance	65,34,843	6,041.46	0.53%	
INE418L01021	Nozara Technologies Limited	Entertainment	2,98,841	5,489.26	0.48%	
INE768C01010	Zydus Wellness Limited	Consumer Non Durables	2,30,000	5,321.74	0.47%	
INE018A01030	Larsen & Toubro Limited	Construction Project	3,00,000	5,016.60	0.44%	
INE933K01021	Bajaj Consumer Care Limited	Consumer Non Durables	20,19,629	4,965.26	0.44%	
INE813A01018	Mahindra Lifespace Developers Limited	Construction	6,48,475	4,932.63	0.44%	
INE285B01017	Spicejet Limited	Transportation	68,46,156	4,881.31	0.43%	
INE233A01035	Codrey Industries Limited	Consumer Non Durables	8,57,700	4,792.83	0.42%	
INE84A01014	MTAR Technologies Limited	Aerospace & Defense	3,74,776	4,749.54	0.42%	
INE750A01020	Oriental Hotels Limited	Leisure Services	1,23,87,371	4,286.03	0.38%	
INE686Y01026	Fine Organic Industries Limited	Chemicals	1,39,055	3,954.03	0.35%	
INE195J01029	PNC Infratech Limited	Construction	12,00,000	3,769.80	0.33%	
INE312H01016	INOX Leisure Limited	Entertainment	9,67,742	2,992.74	0.26%	
INE169A01031	Concordant International Limited	Fertilisers	2,00,000	1,585.80	0.14%	
INE195A01028	Supreme Industries Limited	Industrial Products	47,682	1,041.97	0.09%	
INE95V01021	Arvind Fashions Limited	Retailing	1,91,928	491.43	0.04%	
INE565V01010	Valiant Organics Limited	Chemicals	11,127	142.81	0.01%	
Subtotal				10,90,962.65	96.35%	
(b) UNLISTED						
INE671B01018	Globayn Technologies Limited **	Miscellaneous	2,00,000	0.00	\$0.00%	
Subtotal				0.00	0.00%	
Total				10,90,962.65	96.35%	
Money Market Instruments						
Triparty Repo/ Reverse Repo Instrument						
Triparty Repo				40,619.64	3.59%	
Total				40,619.64	3.59%	
Exchange Traded Funds						
INF204KA1LD7	Nippon India ETF Consumption		13,20,000	973.24	0.09%	
INF204K014N5	Nippon India ETF Nifty 100		1,00,000	178.19	0.02%	
Total				1,151.43	0.11%	
OTHERS						
Cash Margin - Derivatives				1,800.00	0.16%	
Cash Margin - CCL				1.00	\$0.00%	
Total				1,801.00	0.16%	
Net Current Assets				(2,380.14)	-0.21%	
GRAND TOTAL				11,32,154.58	100.00%	

\$ Less Than 0.01% of NAV

** Non Traded Securities/Illiquid Securities



Monthly Portfolio Statement as on August 31,2021

ISIN	Name of the Instrument	Industry / Rating	Quantity	Market/Fair Value (Rs. in Lacs)	% to NAV	YIELD
Equity & Equity related						
(a) Listed / awaiting listing on Stock Exchanges						
INE004A01034	HDFC Bank Limited	Banks	10,66,455	16,864.92	5.17%	
INE009A01021	Infosys Limited	Software	7,50,000	12,798.38	3.93%	
INE009A01021	ICICI Bank Limited	Banks	16,66,942	11,986.15	3.68%	
INE002A01018	Reliance Industries Limited	Petroleum Products	5,13,445	11,594.36	3.56%	
INE467B01029	Tata Consultancy Services Limited	Software	2,52,748	9,570.18	2.94%	
INE018A01030	Larsen & Toubro Limited	Construction Project	5,00,000	8,361.00	2.55%	
INE647A01010	SRF Limited	Chemicals	90,000	8,111.90	2.49%	
INE397D01024	Bharti Airtel Limited	Telecom - Services	12,00,255	7,970.29	2.44%	
INE001A01036	Housing Development Finance Corporation Limited	Finance	2,56,194	7,169.59	2.20%	
INE062A01020	State Bank of India	Banks	16,82,432	7,168.00	2.20%	
INE081A01012	Tata Steel Limited	Ferrous Metals	4,92,000	7,135.23	2.19%	
INE606A01027	HCL Technologies Limited	Software	5,49,571	6,497.58	1.99%	
INE038A01020	Ashok Leyland Limited	Auto	47,22,372	5,796.71	1.78%	
INE030A01027	Hindustan Unilever Limited	Consumer Non Durables	2,06,783	5,632.98	1.73%	
INE299U01018	Crompton Greaves Consumer Electricals Limited	Consumer Durables	11,75,300	5,564.46	1.71%	
INE849A01020	Trent Limited	Retailing	5,36,600	5,403.03	1.66%	
INE038A01020	Hindalco Industries Limited	Non - Ferrous Metals	11,00,000	5,151.30	1.58%	
INE214T01019	Larsen & Toubro Infotech Limited	Software	95,000	5,046.83	1.55%	
INE180A01020	Max Financial Services Limited	Insurance	4,60,000	5,005.49	1.54%	
INE647O01011	Aditya Birla Fashion and Retail Limited	Retailing	23,67,653	4,927.09	1.51%	
INE203G01027	Indraprastha Gas Limited	Gas	9,00,000	4,912.65	1.51%	
INE002A01032	Reliance Industries Limited - Parity Paid Up	Petroleum Products	3,01,040	4,868.72	1.49%	
INE686F01025	United Breweries Limited	Consumer Non Durables	3,17,000	4,675.75	1.43%	
INE238A01034	Axis Bank Limited	Banks	5,84,583	4,597.75	1.41%	
INE540L01014	Alkem Laboratories Limited	Pharmaceuticals	1,16,000	4,499.18	1.38%	
INE671A01010	Honeywell Automation India Limited	Industrial Capital Goods	11,044	4,373.97	1.34%	
INE061F01013	Fortis Healthcare Limited	Healthcare Services	15,00,000	4,357.50	1.34%	
INE121A01024	Cholamandalam Investment and Finance Company Limited	Finance	7,25,000	4,016.86	1.23%	
INE685A01028	Torrent Pharmaceuticals Limited	Pharmaceuticals	1,24,040	3,852.56	1.18%	
INE571A01020	IPCA Laboratories Limited	Pharmaceuticals	1,49,399	3,846.70	1.18%	
INE949L01017	AU Small Finance Bank Limited	Banks	3,34,045	3,777.21	1.16%	
INE749A01030	Jindal Steel & Power Limited	Ferrous Metals	10,00,000	3,769.50	1.16%	
INE296A01024	Bajaj Finance Limited	Finance	48,632	3,659.31	1.12%	
INE245A01021	Tata Power Company Limited	Power	27,71,154	3,576.17	1.10%	
INE237A01028	Kotak Mahindra Bank Limited	Banks	2,00,202	3,510.94	1.08%	
INE761H01022	Page Industries Limited	Textile Products	11,000	3,464.90	1.06%	
INE548C01032	Emami Limited	Consumer Non Durables	5,78,838	3,456.82	1.06%	
INE123W01016	SBI Life Insurance Company Limited	Insurance	2,80,000	3,337.74	1.02%	
INE226A01021	Voltas Limited	Consumer Durables	3,25,000	3,236.51	0.99%	
INE018E01016	SBI Cards and Payment Services Limited	Finance	2,80,661	3,201.08	0.98%	
INE176A01028	Bata India Limited	Consumer Durables	1,80,200	3,189.24	0.98%	
INE012A01025	ACC Limited	Cement & Cement Products	1,30,000	3,137.16	0.96%	
INE154A01025	ITCI Limited	Consumer Non Durables	14,46,491	3,056.44	0.94%	
INE205A01025	Vedanta Limited	Non - Ferrous Metals	10,00,000	3,028.00	0.93%	
INE765G01017	ICICI Lombard General Insurance Company Limited	Insurance	1,82,857	2,915.84	0.89%	
INE918I01018	Bajaj Finserv Limited	Insurance	16,609	2,848.24	0.87%	
INE010V01017	L&T Technology Services Limited	Software	70,000	2,743.69	0.84%	
INE288B01029	Deepak Nitrite Limited	Chemicals	1,19,378	2,726.12	0.84%	
INE35101012	Indian Railway Catering And Tourism Corporation Limited	Transportation	97,000	2,669.44	0.82%	
INE280A01028	Titan Company Limited	Consumer Durables	1,32,000	2,536.51	0.78%	
INE021A01026	Asian Paints Limited	Consumer Non Durables	78,941	2,527.18	0.78%	
INE053F01010	Indian Railway Finance Corporation Limited	Finance	1,07,68,600	2,471.39	0.76%	
INE200M01013	Varun Beverages Limited	Consumer Non Durables	2,79,915	2,370.74	0.73%	
INE134E01011	Power Finance Corporation Limited	Finance	17,50,000	2,258.38	0.69%	
INE263A01024	Bharat Electronics Limited	Aerospace & Defense	12,00,000	2,239.80	0.69%	
INE233A01035	Godrej Industries Limited	Consumer Non Durables	3,80,000	2,123.44	0.65%	
INE115A01026	LIC Housing Finance Limited	Finance	5,20,000	2,091.70	0.64%	
INE00R701025	Dalmia Bharat Limited	Cement & Cement Products	90,839	1,998.28	0.61%	
INE797F01012	Jubilant Foodworks Limited	Leisure Services	50,000	1,997.50	0.61%	
INE699C01036	Tech Mahindra Limited	Software	1,30,000	1,881.95	0.58%	
INE211B01039	The Phoenix Mills Limited	Construction	2,16,869	1,871.04	0.57%	
INE217B01036	Kajaria Ceramics Limited	Consumer Durables	1,58,921	1,867.84	0.57%	
INE494B01023	TVS Motor Company Limited	Auto	3,55,022	1,864.40	0.57%	
INE114A01011	Steel Authority of India Limited	Ferrous Metals	15,00,000	1,824.00	0.56%	
INE356A01018	Mphasis Limited	Software	60,000	1,738.86	0.53%	
INE101A01026	Mahindra & Mahindra Limited	Auto	2,15,000	1,705.60	0.52%	
INE031B01049	Ajanta Pharma Limited	Pharmaceuticals	75,000	1,670.85	0.51%	
INE406A01037	Aurobindo Pharma Limited	Pharmaceuticals	2,00,000	1,454.60	0.45%	
INE003A01024	Siemens Limited	Industrial Capital Goods	61,796	1,404.03	0.43%	
INE155A01022	Tata Motors Limited	Auto	4,50,000	1,292.85	0.40%	
INE976G01028	RBL Bank Limited	Banks	7,67,319	1,269.91	0.39%	
INE758T01015	Zomato Limited	Retailing	9,00,000	1,210.95	0.37%	
INE733E01010	NTPC Limited	Power	10,00,000	1,159.50	0.36%	
INE83A01011	MRF Limited	Auto Ancillaries	1,439	1,147.50	0.35%	
INE481G01011	UltraTech Cement Limited	Cement & Cement Products	13,000	1,018.22	0.31%	
INE058A01010	Sanofi India Limited	Pharmaceuticals	11,096	1,000.17	0.31%	
INE437A01024	Apollo Hospitals Enterprise Limited	Healthcare Services	20,000	993.91	0.30%	
INE465A01025	Bharat Forge Limited	Industrial Products	1,27,500	978.18	0.30%	
INE347G01014	Petronet LNG Limited	Gas	4,00,000	910.40	0.28%	
INE092A01019	Tata Chemicals Limited	Chemicals	1,00,000	844.85	0.26%	
INE68V01023	Gland Pharma Limited	Pharmaceuticals	20,000	778.78	0.24%	
INE129A01019	GAIL (India) Limited	Gas	5,00,000	730.75	0.22%	
INE716A01013	Whirlpool of India Limited	Consumer Durables	30,000	639.06	0.20%	
INE361B01024	Div's Laboratories Limited	Pharmaceuticals	12,000	620.83	0.19%	
INE151A01013	Tata Communications Limited	Telecom - Services	40,000	567.66	0.17%	
INE462A01022	Bayer Cropscience Limited	Pesticides	10,000	554.24	0.17%	
INE029A01011	Bharat Petroleum Corporation Limited	Petroleum Products	1,00,000	471.65	0.14%	
INE274J01014	Oil India Limited	Oil	2,00,000	364.00	0.11%	
INE844O01030	Gujarat Gas Limited	Gas	45,000	325.26	0.10%	
Subtotal				3,19,837.72	98.10%	
(b) UNLISTED				NIL	NIL	NIL
Subtotal				NIL	NIL	NIL
Total				3,19,837.72	98.10%	
Money Market Instruments						
Triparty Repo/ Reverse Repo Instrument						
Triparty Repo				401.30	0.12%	
Total				401.30	0.12%	
OTHERS						
Cash Margin - Derivatives				600.00	0.18%	
Cash Margin - CCL				0.00	0.00%	
Total				600.00	0.18%	
Net Current Assets				5,168.97	1.60%	
GRAND TOTAL				3,26,007.99	100.00%	

\$ Less Than 0.01% of NAV



Monthly Portfolio Statement as on August 31,2021

ISIN	Name of the Instrument	Industry / Rating	Quantity	Market/Fair Value (Rs. in Lacs)	% to NAV	YIELD
Debt Instruments						
(a) Listed / awaiting listing on Stock Exchange						
Government Securities						
IN2220120108	8.62% State Government Securities	SOVEREIGN	1,10,00,000	11,676.72	3.02%	4.26%
IN0020130012	7.16% Government of India	SOVEREIGN	95,00,000	9,970.25	2.56%	4.14%
IN2020140157	8.09% State Government Securities	SOVEREIGN	50,00,000	5,421.52	1.40%	5.43%
IN1620150178	8.21% State Government Securities	SOVEREIGN	50,00,000	5,411.04	1.40%	5.64%
IN0020100050	6.94% Government of India	SOVEREIGN	35,00,000	3,631.47	0.94%	3.94%
IN2920150348	8.39% State Government Securities	SOVEREIGN	27,28,000	2,965.89	0.77%	5.64%
IN0020120013	8.15% Government of India	SOVEREIGN	25,00,000	2,583.61	0.67%	3.74%
IN2920150447	8.21% State Government Securities	SOVEREIGN	16,29,000	1,763.12	0.46%	5.64%
IN1020140118	8.1% State Government Securities	SOVEREIGN	10,00,000	1,084.57	0.28%	5.43%
Non Convertible Debentures						
INE134E088M4	7.4% Power Finance Corporation Limited	CRISIL AAA	1,400	14,044.13	3.64%	3.21%
INE206A07RB5	7.1% Bajaj Finance Limited **	CRISIL AAA	1,050	10,844.24	2.81%	4.67%
INE094A08044	6.8% Hindustan Petroleum Corporation Limited **	CRISIL AAA	1,000	10,333.72	2.68%	4.07%
INE790Z07046	6.5% IndInfraVt Trust **	CRISIL AAA	1,000	10,021.03	2.59%	6.26%
INE062A08256	6.24% State Bank of India **	CRISIL AAA	1,000	9,981.61	2.58%	6.27%
INE308O08015	5.35% Telesonic Networks Limited **	CRISIL AA	950	9,545.61	2.47%	5.05%
INE906B07FE5	7.17% National Highways Auth Of Ind	CRISIL AAA	850	8,595.17	2.23%	3.35%
INE001A07RJ2	9.62% Housing Development Finance Corporation Limited **	CRISIL AAA	750	8,152.84	2.11%	4.81%
INE69107EH5	8.55% L&T Finance Limited **	CRISIL AAA	750	7,823.60	2.03%	4.86%
INE428A08101	9.53% Indian Bank **	CRISIL AAA	700	7,802.61	2.02%	7.61%
INE516Y07105	9.5% Piramal Capital & Housing Finance Limited **	CARE AA	950	7,696.41	1.99%	7.65%
INE445L08433	5.4% Nabha Power Limited **	ICRA AAA(CE)	750	7,569.31	1.98%	4.80%
INE261F08CK9	5.14% National Bank For Agriculture and Rural Development	ICRA AAA	700	7,040.05	1.82%	4.87%
INE535F0942	6.7% Indian Railway Finance Corporation Limited **	CRISIL AAA	600	6,045.19	1.57%	3.38%
INE115A07NY8	8.79% LIC Housing Finance Limited **	CRISIL AAA	550	5,950.75	1.54%	5.20%
INE507T07062	6.59% Summit Digitel Infrastructure Private Limited	CRISIL AAA	550	5,494.50	1.42%	6.78%
INE018A08BA7	7.7% Larsen & Toubro Limited	CRISIL AAA	500	5,339.58	1.38%	5.58%
INE936D07067	8.95% Jammagar Utilities & Power Private Limited **	CRISIL AAA	500	5,327.92	1.38%	4.70%
INE002A08B17	7.4% Reliance Industries Limited	CRISIL AAA	500	5,292.40	1.37%	5.57%
INE047A08158	7.6% Grasim Industries Limited **	CRISIL AAA	500	5,289.99	1.37%	5.27%
INE020B08CD3	7.09% REC Limited **	CRISIL AAA	500	5,169.61	1.34%	4.29%
INE001A07RW5	7.87% Housing Development Finance Corporation Limited **	CRISIL AAA	500	5,153.22	1.33%	4.21%
INE101A08112	6.19% Mahindra & Mahindra Limited **	CRISIL AAA	500	5,142.30	1.33%	4.47%
INE790Z07012	9.04% IndInfraVt Trust **	CRISIL AAA	500	5,135.38	1.33%	6.27%
INE002A08575	8.3% Reliance Industries Limited **	CRISIL AAA	500	5,113.43	1.32%	3.67%
INE261F08CV0	5% National Bank For Agriculture and Rural Development **	CRISIL AAA	500	5,045.15	1.31%	4.38%
INE261F08CS2	4.6% National Bank For Agriculture and Rural Development **	ICRA AAA	500	5,023.96	1.30%	4.04%
INE891K07606	5% Axis Finance Limited **	CRISIL AAA	500	5,014.86	1.30%	4.74%
INE296A07RM2	4.66% Bajaj Finance Limited	CRISIL AAA	500	5,007.52	1.30%	4.52%
INE73E07JP6	8.49% NTPC Limited **	CRISIL AAA	3,60,00,000	4,848.08	1.26%	5.36%
INE134E08KG2	7.35% Power Finance Corporation Limited **	CRISIL AAA	450	4,649.84	1.20%	4.23%
INE522D07BC0	8.75% Manipal Finance Limited **	CRISIL AA	350	3,680.49	0.96%	5.80%
INE020B08BV7	8.1% REC Limited **	CRISIL AAA	300	3,224.31	0.83%	5.17%
INE020B08CH4	7.12% REC Limited **	CRISIL AAA	310	3,222.81	0.83%	4.44%
INE219X07017	8.6% India Grid Trust Invst Fund **	CRISIL AAA	300	3,198.29	0.83%	5.33%
INE163N08107	8.45% ONGC Petro Additions Limited	ICRA AAA(CE)	300	3,143.29	0.81%	5.10%
INE540P07129	6.48% U.P. Power Corporation Limited **	FITCH AA(CE)	400	3,022.00	0.78%	5.98%
INE160A08159	7.25% Punjab National Bank **	CRISIL AAA	200	2,990.46	0.77%	7.30%
INE062A08165	8.9% State Bank of India **	CRISIL AAA	250	2,703.05	0.70%	7.39%
INE018A08BB5	7.25% Larsen & Toubro Limited **	CRISIL AAA	250	2,627.23	0.68%	5.15%
INE537P07539	8.25% India Infradebt Limited **	CRISIL AAA	250	2,618.39	0.68%	6.78%
INE537P07547	8% India Infradebt Limited **	CRISIL AAA	250	2,601.30	0.67%	6.86%
INE75607CY5	7.57% HDB Financial Services Limited **	CRISIL AAA	250	2,597.41	0.67%	4.72%
INE134E08K06	6.83% Power Finance Corporation Limited **	CRISIL AAA	250	2,589.90	0.67%	4.49%
INE115A07MG7	7.42% LIC Housing Finance Limited **	CRISIL AAA	250	2,565.84	0.66%	4.24%
INE540P07137	8.48% U.P. Power Corporation Limited **	FITCH AA(CE)	250	2,552.66	0.66%	6.74%
INE261F08A7	8.6% National Bank For Agriculture and Rural Development **	CRISIL AAA	250	2,549.82	0.66%	3.56%
INE020B08DR1	5.74% REC Limited **	CRISIL AAA	250	2,535.12	0.66%	5.17%
INE261F08CV6	5.09% National Bank For Agriculture and Rural Development **	ICRA AAA	250	2,524.53	0.65%	4.36%
INE522J08Q24	5.85% Bharat Oman Refineries Limited **	CRISIL AA+	250	2,519.87	0.65%	5.38%
INE020B08997	7.24% REC Limited	CRISIL AAA	250	2,512.84	0.65%	3.28%
INE377Y07235	5.6% Bajaj Housing Finance Limited	CRISIL AAA	250	2,500.24	0.65%	5.59%
INE124N07507	9.8% Ess Kay Fincorp Limited **	ICRA AA+(CE)	200	2,281.75	0.59%	8.82%
INE261F08BQ8	6.7% National Bank For Agriculture and Rural Development **	CRISIL AAA	200	2,058.07	0.53%	4.14%
INE775A08048	6.65% Motherhood Sumi Systems Limited **	FITCH AA	200	2,040.01	0.53%	5.58%
INE963H07039	8.5% Swarna Tollway Private Limited **	CRISIL AAA	150	1,523.98	0.39%	8.26%
INE110L07088	8% Reliance Industries Limited	CRISIL AAA	100	1,053.19	0.27%	4.45%
INE002A08E25	7.05% Reliance Industries Limited **	CRISIL AAA	100	1,047.37	0.27%	4.56%
INE414G07F18	7.1% Muthoot Finance Limited **	CRISIL AA+	1,00,00,000	1,016.93	0.26%	6.41%
INE041007043	6.7% Embassy Office Parks REIT **	CRISIL AAA	100	1,016.25	0.26%	5.89%
INE261F08AT4	8.5% National Bank For Agriculture and Rural Development	CRISIL AAA	50	527.91	0.14%	4.32%
INE134E08KN8	6.98% Power Finance Corporation Limited **	CRISIL AAA	50	519.01	0.13%	4.49%
INE522D07BW6	7.45% Manipal Finance Limited **	CRISIL AA	50	513.76	0.13%	6.11%
INE522D07BS6	8.35% Manipal Finance Limited **	CRISIL AA	50	507.48	0.13%	5.05%
Zero Coupon Bonds						
INE041007019	Embassy Office Parks REIT	CRISIL AAA	1,050	13,071.24	3.38%	4.03%
INE134E08693	Power Finance Corporation Limited **	CRISIL AAA	1,500	14,119.66	0.37%	4.23%
Subtotal				3,45,088.36	89.29%	
(b) Privately placed / Unlisted						
Subtotal				NIL	NIL	NIL
(c) Securitised Debt						
INE015V15015	Mobil Trust Series-19 **	CRISIL AAA(SO)	75,00,00,000	6,117.00	1.58%	8.28%
INE06815016	Mobil Trust Series-14 **	FITCH AAA(SO)	50,00,00,000	1,868.50	0.48%	8.08%
INE0C0T15040	Innovation Trust XXX **	CRISIL AA(SO)	39	1,185.23	0.31%	12.08%
Subtotal				9,170.73	2.37%	
Total				3,54,259.09	91.66%	
Derivatives						
Interest Rate Swaps						
Interest Rate Swaps Pay Fix Receive Floating (01/12/2023) (FV 12500 Lacs)				88.04	0.02%	
Total				88.04	0.02%	
Money Market Instruments						
Certificate of Deposit						
INE092T16QX5	IDFC First Bank Limited **	CRISIL A1+	500	2,406.40	0.62%	4.12%
Triparty Repo/ Reverse Repo Instrument						
Triparty Repo				43,422.99	11.24%	
Treasury Bill						
IND02021Y106	182 Days Tbill		65,00,000	6,442.25	1.67%	3.31%
Total				52,271.64	13.53%	
OTHERS						
Cash Margin - CCL				2.30	0.00%	
Total				2.30	0.00%	
Net Current Assets				(20,400.90)	-5.21%	
GRAND TOTAL				3,86,190.17	100.00%	

** Non Traded Securities/Liquid Securities
\$ Less Than 0.01% of NAV

Disclosure of Yield to Call

*With Reference to * AMFI Best Practices Guidelines Circular No. 91/2020 – 21 on Valuation of AT-1 Bonds and Tier 2 Bonds* disclosure of Yield to Call as follows*

Isin_code	security_name	Yield to Call
INE428A08101	9.53% Indian Bank Base63 Tier2 (27/12/29)/CALL27/12	5.63%
INE160A08159	7.25% PNB S21 BSIII Tier2 (M29/7/30) CALL29/7/25	7.34%
INE062A08165	8.9% SBI BS III Tier2 NCD (M2/11/2028) CALL2/11/23	4.85%
INE062A08256	6.24% SBI NCDSI2 BSIII Tier2 (M2/19/30)/CALL19/9/25	6.29%



Monthly Portfolio Statement as on August 31,2021

ISIN	Name of the Instrument	Industry / Rating	Quantity	Market/Fair Value (Rs. in Lacs)	% to NAV	YIELD
Debt Instruments						
(a) Listed / awaiting listing on Stock Exchange						
Government Securities						
IN0020200252	6.67% Government of India	SOVEREIGN	85,00,000	8,054.89	29.22%	7.10%
IN2120150049	8.25% State Government Securities	SOVEREIGN	25,00,000	2,730.00	9.90%	5.66%
IN0020210020	6.64% Government of India	SOVEREIGN	25,00,000	2,469.86	8.96%	6.77%
IN2220140189	8.13% State Government Securities	SOVEREIGN	15,00,000	1,624.95	5.89%	5.39%
IN0020190016	7.27% Government of India	SOVEREIGN	10,00,000	1,060.50	3.85%	5.75%
IN0020200070	5.79% Government of India	SOVEREIGN	40,200	38.82	0.14%	6.31%
IN0020190065	7.57% Government of India	SOVEREIGN	14,400	15.44	0.06%	6.67%
IN0020190362	6.45% Government of India	SOVEREIGN	800	0.81	\$0.00%	6.26%
IN0020200153	5.77% Government of India	SOVEREIGN	700	0.68	\$0.00%	6.25%
IN0020180454	7.26% Government of India	SOVEREIGN	600	0.64	\$0.00%	6.25%
IN2920160123	8.19% State Government Securities	SOVEREIGN	90	0.10	\$0.00%	6.18%
Non Convertible Debentures						
INE103D08021	6.79% Bharat Sanchar Nigam Limited **	CRISIL AAA(CE)	250	2,479.00	8.99%	7.03%
Subtotal				18,475.69	67.01%	
(b) Privately placed / Unlisted						
Subtotal				NIL	NIL	NIL
(c) Securitised Debt						
Subtotal				NIL	NIL	NIL
Total				18,475.69	67.01%	
Money Market Instruments						
Triparty Repo/ Reverse Repo Instrument						
Triparty Repo				8,767.37	31.80%	
Total				8,767.37	31.80%	
OTHERS						
Cash Margin - CCL				2.40	0.01%	
Total				2.40	0.01%	
Net Current Assets				321.65	1.18%	
GRAND TOTAL				27,567.11	100.00%	

** Non Traded Securities/Illiquid Securities
\$ Less Than 0.01% of NAV



Total				(243.30)	-0.02%	
Money Market Instruments						
Certificate of Deposit						
INE040A16CK1	HDFC Bank Limited **	CARE A1+	3,000	14,712.39	1.44%	3.55%
INE238A162W8	Axis Bank Limited	CRISIL A1+	15,000	14,826.37	1.44%	3.70%
INE092T16QV9	IDFC First Bank Limited **	CRISIL A1+	1,000	4,852.92	0.48%	3.97%
Triparty Repo/ Reverse Repo Instrument						
Triparty Repo						
61,037.26						
5.99%						
Commercial Paper						
INE001A14XS7	Housing Development Finance Corporation Limited **	CRISIL A1+	2,500	12,013.91	1.18%	4.16%
Treasury Bill						
IN002021Y098	182 Days Tbill		3,00,00,000	29,752.71	2.92%	3.30%
IN002021Y106	182 Days Tbill		1,00,00,000	9,911.16	0.97%	3.31%
Total				1,46,906.72	14.42%	
OTHERS						
Cash Margin - CCL						
8.20						
0.00%						
Total						
8.20						
0.00%						
Net Current Assets						
12,587.47						
1.24%						
GRAND TOTAL						
10,18,873.64						
100.00%						

Disclosure of Yield to Call

With Reference to "AMFI Best Practices Guidelines Circular No. 91/2020 - 21 on Valuation of AT-1 Bonds and Tier 2 Bonds" disclosure of Yield to Call as follows

isin_code	security_name	Yield to Call
INE090A08UD0	7.1% ICICI Bank BSIII Tier2 (M17/2/30)CALL17/2/25	6.12%
INE062A08256	6.24% SBI NCDS/2 BSIII Tier2 (M219/30)CALL19/9/25	6.29%

** Non Traded Securities/Liquid Securities
\$ Less Than 0.01% of NAV



Monthly Portfolio Statement as on August 31,2021

ISIN	Name of the Instrument	Industry / Rating	Quantity	Market/Fair Value (Rs. in Lacs)	% to NAV	YIELD
Equity & Equity related						
(a) Listed / awaiting listing on Stock Exchanges						
INE040A01034	HDFC Bank Limited	Banks	31,92,332	50,483.54	16.07%	
INE090A01021	ICICI Bank Limited	Banks	63,53,830	45,687.21	14.54%	
INE238A01034	Axis Bank Limited	Banks	39,05,216	30,714.52	9.77%	
INE062A01020	State Bank of India	Banks	71,30,830	30,380.90	9.67%	
INE028A01039	Bank of Baroda	Banks	1,57,26,740	12,104.63	3.87%	
INE123W01016	SBI Life Insurance Company Limited	Insurance	10,00,000	11,920.50	3.73%	
INE171A01029	The Federal Bank Limited	Banks	1,41,66,730	11,510.47	3.68%	
INE73201013	Angel Broking Limited	Capital Markets	8,81,313	10,640.97	3.39%	
INE018E01016	SBI Cards and Payment Services Limited	Finance	9,03,027	10,299.47	3.28%	
INE149A01033	Cholamandalam Financial Holdings Limited	Finance	13,29,093	9,094.98	2.89%	
INE115A01026	LIC Housing Finance Limited	Finance	21,00,000	8,447.25	2.69%	
INES11C01022	Poonawalla Fincorp Limited	Finance	42,09,524	7,280.37	2.32%	
INE180A01020	Max Financial Services Limited	Insurance	5,75,000	6,256.96	1.99%	
INE095A01012	IndusInd Bank Limited	Banks	6,19,172	6,144.66	1.96%	
INE414G01012	Muthoot Finance Limited	Finance	3,93,321	5,954.88	1.90%	
INE001A01036	Housing Development Finance Corporation Limited	Finance	2,00,000	5,597.00	1.78%	
INE918I01018	Bajaj Finserv Limited	Insurance	32,161	5,515.21	1.76%	
INE237A01028	Kotak Mahindra Bank Limited	Banks	3,00,000	5,261.10	1.67%	
INE134E01011	Power Finance Corporation Limited	Finance	40,00,000	5,182.00	1.64%	
INE976G01028	RBL Bank Limited	Banks	28,89,100	4,781.46	1.52%	
INE741K01010	CreditAccess Grameen Limited	Finance	6,35,438	4,461.73	1.42%	
INE053F01010	Indian Railway Finance Corporation Limited	Finance	1,93,07,300	4,431.03	1.41%	
INE094J01016	UTI Asset Management Company Limited	Capital Markets	3,50,000	4,183.73	1.33%	
INE063P01018	Equitas Small Finance Bank Limited	Banks	55,69,399	3,316.58	1.06%	
INE036D01028	Karur Vysya Bank Limited	Banks	65,02,844	2,858.00	0.91%	
INE88K01017	Equitas Holdings Limited	Finance	22,73,157	2,680.05	0.85%	
INE338I01027	Motilal Oswal Financial Services Limited	Capital Markets	1,71,954	1,400.57	0.45%	
INE001A13049	Housing Development Finance Corporation Limited (Warrant)	Finance	64,200	537.77	0.17%	
Subtotal				3,07,167.44	97.76%	
(b) UNLISTED						
Subtotal				NIL	NIL	NIL
Total				3,07,167.44	97.76%	
Money Market Instruments						
Triparty Repo/ Reverse Repo Instrument						
Triparty Repo				6,533.76	2.08%	
Total				6,533.76	2.08%	
OTHERS						
Cash Margin - Derivatives				1,000.00	0.32%	
Cash Margin - CCL				0.00	0.00%	
Total				1,000.00	0.32%	
Net Current Assets				(475.01)	-0.16%	
GRAND TOTAL				3,14,226.19	100.00%	

§ Less Than 0.01% of NAV



** Non Traded Securities/Illiquid Securities
 \$ Less Than 0.01% of NAV
 # Securities classified as below investment grade or default

Nippon India Mutual Fund has segregated debt securities of Yes Bank Limited from portfolio of the scheme due to rating downgrade by ICRA to "D" on March 6, 2020.

NIPPON INDIA HYBRID BOND FUND-SEGREGATED PORTFOLIO 2

ISIN	Name of the Instrument	Industry / Rating	Quantity	Market/Fair Value (Rs. in Lacs)	% to NAV	YIELD
	Debt Instruments					
	(a) Listed / awaiting listing on Stock Exchange					
	Non Convertible Debentures					
INE528G08352	9.5% Yes Bank Limited **#	ICRA D	300	0.00	\$0.00%	
INE528G08394	9% Yes Bank Limited **#	ICRA D	1,093	0.00	\$0.00%	
	Subtotal			0.00	0.00%	
	(b) Privately placed / Unlisted					
	Subtotal			NIL	NIL	
	(c) Securitised Debt					
	Subtotal			NIL	NIL	
	Total			0.00	0.00%	
	Net Current Assets			0.00	100.00%	
	GRAND TOTAL			0.00	100.00%	

Securities classified as below investment grade or default
 ** Non Traded Securities/Illiquid Securities
 \$ Less Than 0.01% of NAV



Monthly Portfolio Statement as on August 31,2021

ISIN	Name of the Instrument	Industry / Rating	Quantity	Market/Fair Value (Rs. in Lacs)	% to NAV	YIELD
Equity & Equity related						
(a) Listed / awaiting listing on Stock Exchanges						
INE018A01030	Larsen & Toubro Limited	Construction Project	10,00,000	16,722.00	10.46%	
INE397D01024	Bharti Airtel Limited	Telecom - Services	20,00,000	13,281.00	8.31%	
INE002A01018	Reliance Industries Limited	Petroleum Products	5,00,000	11,290.75	7.06%	
INE481G01011	UltraTech Cement Limited	Cement & Cement Products	1,35,000	10,573.81	6.61%	
INE263A01024	Bharat Electronics Limited	Aerospace & Defense	55,00,000	10,265.75	6.42%	
INE733E01010	NTPC Limited	Power	78,50,000	8,870.18	5.55%	
INE742F01042	Adani Ports and Special Economic Zone Limited	Transportation	9,00,000	6,734.70	4.21%	
INE786A01032	JK Lakshmi Cement Limited	Cement & Cement Products	8,50,000	6,026.93	3.77%	
INE320J01015	RITES Limited	Engineering Services	21,00,000	5,780.25	3.62%	
INE029A01011	Bharat Petroleum Corporation Limited	Petroleum Products	12,25,000	5,777.71	3.61%	
INE245A01021	Tata Power Company Limited	Power	40,00,000	5,162.00	3.23%	
INE066F01012	Hindustan Aeronautics Limited	Aerospace & Defense	3,75,000	5,159.25	3.23%	
INE012A01025	NCC Limited	Cement & Cement Products	1,70,000	4,102.44	2.57%	
INE868B01028	NCC Limited	Construction Project	50,00,000	3,962.50	2.48%	
INE003A01024	Siemens Limited	Industrial Capital Goods	1,70,000	3,863.08	2.42%	
INE203G01027	Indraprastha Gas Limited	Gas	7,00,000	3,820.95	2.39%	
INE878A01011	GE Power India Limited	Industrial Capital Goods	10,69,940	3,500.84	2.19%	
INE093A01010	Oberoi Realty Limited	Construction	4,82,012	3,461.80	2.17%	
INE089C01029	Sterite Technologies Limited	Telecom - Services	13,00,000	3,387.00	2.11%	
INE061F01013	Fortis Healthcare Limited	Healthcare Services	11,50,000	3,340.75	2.09%	
INE118D01016	Nuvoco Vistas Corporation Limited	Cement & Cement Products	5,82,981	3,242.25	2.03%	
INE152M01016	Triveni Turbine Limited	Industrial Capital Goods	23,00,000	2,969.30	1.86%	
INE419M01019	TD Power Systems Limited	Industrial Capital Goods	9,96,400	2,762.52	1.73%	
INE038A01020	Hindalco Industries Limited	Non - Ferrous Metals	5,50,000	2,575.85	1.61%	
INE389H01022	KEC International Limited	Power	4,29,775	1,829.77	1.14%	
INE017A01032	The Great Eastern Shipping Company Limited	Transportation	5,00,000	1,799.25	1.13%	
INE868A01026	ITD Cementation India Limited	Construction	21,00,000	1,643.25	1.03%	
INE195A01028	Supreme Industries Limited	Industrial Products	70,000	1,529.68	0.96%	
INE220B01022	Kalpataru Power Transmission Limited	Power	3,54,556	1,459.71	0.91%	
INE114A01011	Steel Authority of India Limited	Ferrous Metals	12,00,000	1,459.20	0.91%	
INE323A01026	Bosch Limited	Auto Ancillaries	5,000	692.96	0.43%	
INE201P01022	G R Infraprojects Limited	Construction	3,881	61.80	0.04%	
	Subtotal			1,57,089.03	98.28%	
	(b) UNLISTED			NIL	NIL	NIL
	Subtotal			NIL	NIL	NIL
	Total			1,57,089.03	98.28%	
	Money Market Instruments					
	Triparty Repo Reverse Repo Instrument					
	Triparty Repo			3,409.81	2.13%	
	Total			3,409.81	2.13%	
	OTHERS					
	Cash Margin - CCL			0.00	0.00%	
	Total			0.00	0.00%	
	Net Current Assets			(629.40)	-0.41%	
	GRAND TOTAL			1,59,869.44	100.00%	

§ Less Than 0.01% of NAV



Monthly Portfolio Statement as on August 31,2021

ISIN	Name of the Instrument	Industry / Rating	Quantity	Market/Fair Value (Rs. in Lacs)	% to NAV	YIELD
Debt Instruments						
(a) Listed / awaiting listing on Stock Exchange						
Government Securities						
IN0020110030	8.79% Government of India	SOVEREIGN	1,00,00,000	10,100.50	3.24%	3.26%
IN0020020072	8.35% Government of India	SOVEREIGN	70,00,000	7,225.58	2.32%	3.65%
IN2020110028	8.75% State Government Securities	SOVEREIGN	59,50,000	6,092.66	1.96%	3.60%
IN1920110062	8.92% State Government Securities	SOVEREIGN	49,81,300	5,115.99	1.64%	3.59%
IN3220110148	9.76% State Government Securities	SOVEREIGN	45,00,000	4,808.16	1.48%	3.59%
IN2920110084	9.24% State Government Securities	SOVEREIGN	35,00,000	3,611.51	1.16%	3.63%
Non Convertible Debentures						
INE261F08CS2	4.6% National Bank For Agriculture and Rural Development **	ICRA AAA	1,000	10,047.92	3.22%	4.04%
INE308008015	5.35% Telesonic Networks Limited **	CRISIL AA	750	7,536.01	2.42%	5.05%
INE721A08DC8	10.25% Shriram Transport Finance Company Limited	CRISIL AA+	550	5,644.59	1.81%	9.52%
INE516V07105	9.5% Piramal Capital & Housing Finance Limited **	CARE AA	675	5,468.50	1.76%	7.65%
INE522007B01	9.25% Manappuram Finance Limited	CARE AA	500	5,087.82	1.63%	5.05%
INE721A07NS5	8.72% Shriram Transport Finance Company Limited **	CRISIL AA+	500	5,075.64	1.63%	7.61%
INE721A07QH1	6.75% Shriram Transport Finance Company Limited **	CRISIL AA+	450	4,535.12	1.46%	7.66%
INE691I07EH5	8.55% L&T Finance Limited **	CRISIL AAA	410	4,276.90	1.37%	4.86%
INE377Y07128	8.07% Bajaj Housing Finance Limited **	CRISIL AAA	400	4,118.16	1.32%	4.38%
INE79207D046	6.5% Indirafravt Trust **	CRISIL AAA	400	4,008.41	1.29%	6.26%
INE377Y07185	4.85% Bajaj Housing Finance Limited **	CRISIL AAA	400	4,007.52	1.29%	4.67%
INE557L07031	8.6% Ahmedabad Maltiya Tollway Limited **	ICRA AA(CE)	380	3,812.39	1.22%	8.23%
INE516Q08166	13% Aisvad Microfinance Ltd **	CRISIL AA-	335	3,420.59	1.10%	11.00%
INE414G07EV7	8.3% Muthoot Finance Limited **	CRISIL AA+	250	2,573.26	0.83%	5.00%
INE79207D038	9.04% Indirafravt Trust **	CRISIL AAA	250	2,567.69	0.82%	6.27%
INE20908BR65	8.5% REC Limited **	CRISIL AAA	250	2,536.09	0.81%	3.46%
INE115A07BL0	9.9% LIC Housing Finance Limited **	CRISIL AAA	250	2,529.80	0.81%	3.46%
INE01HV07171	9.9% Vivit Capital Private Limited **	ICRA AA+(CE)	300	2,244.29	0.72%	10.09%
INE001A07RS3	8.58% Housing Development Finance Corporation Limited **	CRISIL AAA	200	2,049.96	0.66%	3.74%
INE540P07202	9.75% U.P. Power Corporation Limited **	CRISIL AA+(CE)	650	1,629.65	0.52%	7.51%
INE001A07SL6	7.06% Housing Development Finance Corporation Limited **	CRISIL AAA	100	1,009.45	0.32%	3.50%
INE414G07DR7	10% Muthoot Finance Limited **	ICRA AA+	100	1,000.79	0.32%	3.87%
INE092A09241	8.9% Union Bank of India **	CRISIL AA+	95	978.01	0.31%	6.46%
INE522D07BS6	8.35% Manappuram Finance Limited **	CRISIL AA	50	507.48	0.16%	5.05%
INE540P07061	8.97% U.P. Power Corporation Limited **	FITCH AA(CE)	40	409.86	0.13%	6.74%
INE582L07203	9% Tata Housing Development Company Limited **	CARE AA	10	102.49	0.03%	4.39%
Zero Coupon Bonds						
INE041007019	Embassy Office Parks REIT	CRISIL AAA	464	5,776.24	1.85%	4.03%
INE25J07Z74	JM Financial Asset Reconstruction Company Limited **	ICRA AA-	20	269.46	0.09%	6.71%
Subtotal				1,29,977.51	41.70%	
(b) Privately placed / Unlisted						
Subtotal				NIL	NIL	NIL
(c) Securitised Debt						
INE06V15015	Mobal Trust Series-19 **	CRISIL AAA(SO)	50,00,00,000	4,078.00	1.31%	8.28%
Subtotal				4,078.00	1.31%	
Total				1,34,055.51	43.01%	
Derivatives						
Interest Rate Swaps						
Interest Rate Swaps Pay Fix Receive Floating (05/02/2022) (FV 5000 Lacs)				(1.30)	\$0.00%	
Interest Rate Swaps Pay Fix Receive Floating (01/03/2022) (FV 5000 Lacs)				(4.57)	\$0.00%	
Interest Rate Swaps Pay Fix Receive Floating (01/03/2022) (FV 5000 Lacs)				(4.93)	\$0.00%	
Interest Rate Swaps Pay Fix Receive Floating (28/05/2022) (FV 2500 Lacs)				1.46	\$0.00%	
Interest Rate Swaps Pay Fix Receive Floating (04/08/2023) (FV 5000 Lacs)				(2.05)	\$0.00%	
Total				(11.39)	0.00%	
Money Market Instruments						
Certificate of Deposit						
INE040A16CK1	HDFC Bank Limited **	CARE A1+	3,000	14,712.39	4.72%	3.55%
INE092T16QK5	IDFC First Bank Limited **	CRISIL A1+	2,000	9,625.81	3.09%	4.12%
INE238A168W5	Axis Bank Limited **	CRISIL A1+	1,000	4,882.21	1.57%	3.70%
INE095A16K80	IndusInd Bank Limited **	CRISIL A1+	2,500	2,500.00	0.80%	3.20%
INE092T16QK2	IDFC First Bank Limited **	CRISIL A1+	2,500	2,494.01	0.80%	3.25%
INE238A166J3	Axis Bank Limited **	CRISIL A1+	2,500	2,488.73	0.80%	3.24%
INE092T16Q01	IDFC First Bank Limited **	ICRA A1+	500	2,425.69	0.78%	3.97%
Triparty Repo/ Reverse Repo Instrument						
Triparty Repo				60,035.59	19.27%	
Commercial Paper						
INE002A14IX6	Reliance Industries Limited **	CARE A1+	2,000	9,923.04	3.18%	3.37%
INE140A14N35	Piramal Enterprises Limited **	CRISIL A1+	2,000	9,882.49	3.17%	7.00%
INE002A14K00	Reliance Industries Limited **	CRISIL A1+	2,000	9,810.97	3.15%	3.63%
INE001A14KS7	Housing Development Finance Corporation Limited **	CRISIL A1+	1,800	8,650.02	2.79%	4.16%
INE233A14S17	Godrej Industries Limited **	ICRA A1+	1,500	7,472.01	2.40%	3.34%
INE094A14HH8	Hindustan Petroleum Corporation Limited	CRISIL A1+	1,000	4,988.30	1.60%	3.17%
INE192B14547	Welspun India Limited **	CARE A1+	1,000	4,984.29	1.60%	4.42%
INE523H14W83	JM Financial Products Limited **	CRISIL A1+	1,000	4,943.14	1.59%	4.67%
INE140A14N92	Piramal Enterprises Limited **	CRISIL A1+	1,000	4,915.17	1.58%	7.00%
INE343G14339	Bharati Hexacom Limited **	CRISIL A1+	1,000	4,892.37	1.57%	4.00%
INE191B14473	Welspun Corp Limited **	CARE A1+	500	2,497.97	0.80%	4.24%
INE191B14481	Welspun Corp Limited **	CARE A1+	500	2,495.63	0.80%	4.26%
INE089C14BC8	Sterile Technologies Limited **	CRISIL A1+	500	2,495.06	0.80%	4.52%
INE191B14507	Welspun Corp Limited **	CARE A1+	500	2,493.31	0.80%	4.26%
Treasury Bill						
IN002021Y098	182 Days Tbill		1,95,00,000	19,339.26	6.21%	3.30%
IN002021X116	91 Days Tbill		50,00,000	4,993.75	1.60%	3.05%
IN002021Y080	182 Days Tbill		50,00,000	4,962.21	1.59%	3.27%
IN002021X157	91 Days Tbill		25,00,000	2,490.61	0.80%	3.20%
IN002021Y106	182 Days Tbill		5,00,000	495.56	0.16%	3.31%
Total				2,11,889.39	68.01%	
OTHERS						
Cash Margin - CCL				3.90	\$0.00%	
Total				3.90	0.00%	
Net Current Assets				(34,345.98)	-11.02%	
GRAND TOTAL				3,11,591.43	100.00%	

** Non Traded Securities/Illiquid Securities
\$ Less Than 0.01% of NAV

Due to credit event (Default of debt servicing by Altico Capital India Limited (ACIL) on Sep 13, 2019, securities of ACIL have been segregated from the scheme's portfolio w.e.f. Sep 25, 2019

Nippon India Ultra Short Duration Fund-Segregated Portfolio 1

ISIN	Name of the Instrument	Industry / Rating	Quantity	Market/Fair Value (Rs. in Lacs)	% to NAV	YIELD
Debt Instruments						
(a) Listed / awaiting listing on Stock Exchange						
Subtotal				0.00	0.00%	
(b) Privately placed / Unlisted						
Subtotal				NIL	NIL	
(c) Securitised Debt						
Subtotal				NIL	NIL	
Total				0.00	0.00%	
Net Current Assets				0.00	0.00%	
GRAND TOTAL				0.00	0.00%	

Security defaulted beyond its maturity date as on 31st August 2021 (forming part of net current assets) is as follows :

ISIN	Name of the Instrument	Value of security considered under Net Current Assets (Rs. In Lakhs)	% of Value of security considered under Net Current Assets to Net Assets	Total amount due including interest (Rs. In Lakhs)

Securities classified as below investment grade or default



Monthly Portfolio Statement as on August 31,2021

ISIN	Name of the Instrument	Industry / Rating	Quantity	Market/Fair Value (Rs. in Lacs)	% to NAV	YIELD
Equity & Equity related						
(a) Listed / awaiting listing on Stock Exchanges						
INE044A01036	Sun Pharmaceutical Industries Limited	Pharmaceuticals	76,00,976	60,355.55	10.65%	
INE361B01024	Div's Laboratories Limited	Pharmaceuticals	11,00,000	56,909.60	10.04%	
INE089A01023	Dr. Reddy's Laboratories Limited	Pharmaceuticals	10,00,000	47,040.50	8.30%	
INE437A01024	Apollo Hospitals Enterprise Limited	Healthcare Services	7,70,772	38,303.90	6.70%	
INE059A01026	Cipla Limited	Pharmaceuticals	40,00,000	37,912.00	6.69%	
INE069V01023	Gland Pharma Limited	Pharmaceuticals	3,50,000	33,098.15	5.84%	
INE406A01037	Aurobindo Pharma Limited	Pharmaceuticals	45,00,000	32,728.50	5.78%	
INE326A01037	Lupin Limited	Pharmaceuticals	34,00,026	32,567.14	5.73%	
INE061F01013	Fortis Healthcare Limited	Healthcare Services	1,05,90,455	30,765.27	5.43%	
INE410P01011	Narayana Hrudayalaya Limited	Healthcare Services	49,25,824	26,626.54	4.70%	
INE594H01019	Thyrocare Technologies Limited	Healthcare Services	18,83,739	24,445.28	4.31%	
INE665A01028	Torrent Pharmaceuticals Limited	Pharmaceuticals	7,10,891	22,079.56	3.90%	
INE358A01014	Abbott India Limited	Pharmaceuticals	1,13,670	21,906.60	3.87%	
INE058A01010	Sanoofi India Limited	Pharmaceuticals	2,09,292	18,865.16	3.33%	
INE010B01027	Cadila Healthcare Limited	Pharmaceuticals	30,00,000	16,624.50	2.93%	
INE873D01024	Indoco Remedies Limited	Pharmaceuticals	24,88,758	11,939.82	2.11%	
INE182A01018	Pfizer Limited	Pharmaceuticals	1,10,329	6,316.39	1.11%	
INE967H01017	Krishna Institute Of Medical Sciences Limited	Healthcare Services	4,00,061	5,142.26	0.91%	
INE191A01027	Ochid Pharma Limited	Pharmaceuticals	10,00,000	4,105.00	0.72%	
INE700A01033	Jubilant Pharmova Limited	Pharmaceuticals	5,50,339	3,650.40	0.64%	
INE540L01014	Alkem Laboratories Limited	Pharmaceuticals	79,952	3,101.02	0.55%	
INE0BY001018	Jubilant Ingrevia Limited	Chemicals	4,00,000	2,982.00	0.53%	
INE079I01017	Healthcare Global Enterprises Limited	Healthcare Services	10,34,668	2,478.03	0.44%	
Subtotal				5,39,943.17	95.29%	
(b) UNLISTED				NIL	NIL	NIL
Subtotal				NIL	NIL	NIL
Total				5,39,943.17	95.29%	
Money Market Instruments						
Triparty Repo/ Reverse Repo Instrument						
Triparty Repo						
Total				22,015.46	3.88%	
OTHERS						
Cash Margin - Derivatives				935.00	0.16%	
Cash Margin - CCL				0.00	0.00%	
Total				935.00	0.16%	
Net Current Assets				3,815.88	0.67%	
GRAND TOTAL				5,66,709.51	100.00%	

\$ Less Than 0.01% of NAV



Monthly Portfolio Statement as on August 31,2021

ISIN	Name of the Instrument	Industry / Rating	Quantity	Market/Fair Value (Rs. in Lacs)	% to NAV	YIELD
Equity & Equity related						
(a) Listed / awaiting listing on Stock Exchanges						
INE030A01027	Hindustan Unilever Limited	Consumer Non Durables	49,000	1,334.81	7.89%	
INE154A01025	ITC Limited	Consumer Non Durables	5,05,000	1,067.07	6.31%	
INE102D01028	Godrej Consumer Products Limited	Consumer Non Durables	90,000	989.37	5.85%	
INE018E01016	SBI Cards and Payment Services Limited	Finance	72,000	821.20	4.85%	
INE397D01024	Bharti Airtel Limited	Telecom - Services	1,15,000	763.66	4.51%	
INE123W01016	SBI Life Insurance Company Limited	Insurance	62,000	739.07	4.37%	
INE280A01028	Titan Company Limited	Consumer Durables	37,000	710.99	4.20%	
INE758T01015	Zomato Limited	Retailing	5,13,055	690.32	4.08%	
INE216A01030	Britannia Industries Limited	Consumer Non Durables	17,000	679.58	4.02%	
INE686F01025	United Breweries Limited	Consumer Non Durables	43,000	634.25	3.75%	
INE274F01020	Westlife Development Limited	Leisure Services	1,10,089	606.09	3.58%	
INE854D01024	United Spirits Limited	Consumer Non Durables	83,000	593.57	3.51%	
INE849A01020	Trent Limited	Retailing	50,000	503.45	2.98%	
INE040A01034	HDFC Bank Limited	Banks	31,000	490.23	2.90%	
INE944F01028	Radio Khaitan Limited	Consumer Non Durables	55,000	480.78	2.84%	
INE765G01017	ICI Lombard General Insurance Company Limited	Insurance	28,000	446.49	2.64%	
INE021A01026	Asian Paints Limited	Consumer Non Durables	13,000	416.18	2.46%	
INE917G01010	Bajaj Auto Limited	Auto	11,000	410.06	2.42%	
INE192R01011	Avenue Supermarts Limited	Retailing	10,000	395.48	2.34%	
INE094J01016	UTI Asset Management Company Limited	Capital Markets	29,340	350.72	2.07%	
INE176A01028	Bata India Limited	Consumer Durables	18,000	318.92	1.88%	
INE494B01023	TVS Motor Company Limited	Auto	60,000	315.09	1.86%	
INE455K01017	Polycab India Limited	Industrial Products	15,000	310.13	1.83%	
INE498B01024	Shoppers Stop Limited	Retailing	1,25,000	300.88	1.78%	
INE781H01022	Page Industries Limited	Textile Products	850	287.74	1.55%	
INE355A01028	Somany Ceramics Limited	Consumer Durables	35,000	245.33	1.45%	
INE690A01010	TTK Prestige Limited	Consumer Durables	2,268	200.18	1.18%	
INE053A01029	The Indian Hotels Company Limited	Leisure Services	1,40,000	196.56	1.16%	
INE002S01010	Mahanagar Gas Limited	Gas	15,000	172.00	1.02%	
INE572A01028	JB Chemicals & Pharmaceuticals Limited	Pharmaceuticals	9,100	154.94	0.92%	
INE947001011	Aditya Birla Fashion and Retail Limited	Retailing	69,552	144.70	0.86%	
INE585B01010	Maruti Suzuki India Limited	Auto	2,000	136.92	0.81%	
Subtotal				15,886.76	93.90%	
(b) UNLISTED				NIL	NIL	NIL
Subtotal				NIL	NIL	NIL
Total				15,886.76	93.90%	
Debt Instruments						
(a) Listed / awaiting listing on Stock Exchange						
Non Convertible Debentures						
INE216A08027	5.5% Britannia Industries Limited	CRISIL AAA	13,000	3.80	0.02%	5.14%
Subtotal				3.80	0.02%	
(b) Privately placed / Unlisted				NIL	NIL	NIL
Subtotal				NIL	NIL	NIL
(c) Securitised Debt				NIL	NIL	NIL
Subtotal				NIL	NIL	NIL
Total				3.80	0.02%	
Money Market Instruments						
Triparty Repo/ Reverse Repo Instrument						
Triparty Repo				1,099.57	6.50%	
Total				1,099.57	6.50%	
OTHERS						
Cash Margin - CCL				0.00	0.00%	
Total				0.00	0.00%	
Net Current Assets				(67.61)	-0.42%	
GRAND TOTAL				16,922.52	100.00%	

§ Less Than 0.01% of NAV



Short	Reliance Industries Limited_30/09/2021	Petroleum Products	281000	6,367.32	1.47%
Short	Hindustan Unilever Limited_30/09/2021	Consumer Non Durables	192000	5,235.65	1.21%
Short	Axis Bank Limited_30/09/2021	Banks	543600	4,280.31	0.99%
Short	State Bank of India_30/09/2021	Banks	979500	4,176.10	0.96%
Short	Bharti Airtel Limited_30/09/2021	Telecom - Services	527535	3,503.10	0.81%
Short	ITC Limited_30/09/2021	Consumer Non Durables	1436800	3,040.99	0.70%
Short	Larsen & Toubro Limited_30/09/2021	Construction Project	155825	2,608.82	0.60%
Short	Bharat Petroleum Corporation Limited_30/09/2021	Petroleum Products	529600	2,485.04	0.57%
Short	Wipro Limited_30/09/2021	Software	347200	2,225.73	0.51%
Short	HCL Technologies Limited_30/09/2021	Software	184100	2,178.46	0.50%
Short	Tech Mahindra Limited_30/09/2021	Software	150000	2,175.53	0.50%
Short	Hindalco Industries Limited_30/09/2021	Non - Ferrous Metals	374100	1,753.78	0.40%
Short	United Breweries Limited_30/09/2021	Consumer Non Durables	115500	1,707.15	0.39%
Short	Bharat Electronics Limited_30/09/2021	Aerospace & Defense	828400	1,544.97	0.36%
Short	SBI Life Insurance Company Limited_30/09/2021	Insurance	128250	1,529.96	0.35%
Short	Tata Steel Limited_30/09/2021	Ferrous Metals	104550	1,516.76	0.35%
Short	Housing Development Finance Corporation Limited_30/09/2021	Finance	53100	1,487.81	0.34%
Short	Godrej Consumer Products Limited_30/09/2021	Consumer Non Durables	128000	1,411.07	0.33%
Short	Sun Pharmaceutical Industries Limited_30/09/2021	Pharmaceuticals	172200	1,366.56	0.32%
Short	Cipla Limited_30/09/2021	Pharmaceuticals	144300	1,366.18	0.32%
Short	Bharat Forge Limited_30/09/2021	Industrial Products	177000	1,358.30	0.31%
Short	ACC Limited_30/09/2021	Cement & Cement Products	52500	1,267.43	0.29%
Short	Max Financial Services Limited_30/09/2021	Insurance	115700	1,260.20	0.29%
Short	NTPC Limited_30/09/2021	Power	1026000	1,161.43	0.27%
Short	AU Small Finance Bank Limited_30/09/2021	Banks	99500	1,128.53	0.26%
Short	Indian Railway Catering And Tourism Corporation Limited_30/09/2021	Transportation	39975	1,101.13	0.25%
Short	Ashok Leyland Limited_30/09/2021	Auto	891000	1,095.48	0.25%
Short	Kotak Mahindra Bank Limited_30/09/2021	Banks	61200	1,076.42	0.25%
Short	Power Finance Corporation Limited_30/09/2021	Finance	793600	1,026.52	0.24%
Short	United Spirits Limited_30/09/2021	Consumer Non Durables	130000	930.74	0.21%
Short	Aditya Birla Fashion and Retail Limited_30/09/2021	Retailing	429000	895.54	0.21%
Short	Tata Motors Limited_30/09/2021	Auto	287850	830.45	0.19%
Short	Vedanta Limited_30/09/2021	Non - Ferrous Metals	263500	797.22	0.18%
Short	Power Grid Corporation of India Limited_30/09/2021	Power	447972	775.22	0.18%
Short	Bajaj Finserv Limited_30/09/2021	Insurance	4425	758.71	0.18%
Short	Tata Power Company Limited_30/09/2021	Power	391500	507.38	0.12%
Short	Lupin Limited_30/09/2021	Pharmaceuticals	51000	488.84	0.11%
Short	PVR Limited_30/09/2021	Entertainment	35409	472.11	0.11%
Short	TVS Motor Company Limited_30/09/2021	Auto	85400	448.73	0.10%
Short	Motherson Sumi Systems Limited_30/09/2021	Auto Ancillaries	199500	433.31	0.10%
Short	Page Industries Limited_30/09/2021	Textile Products	1200	376.52	0.09%

Disclosure of Yield to Call

*With Reference to "AMFI Best Practices Guidelines Circular No. 91/2020 - 21 on Valuation of AT-1 Bonds and Tier 2 Bonds" disclosure of Yield to Call as follows"

isin_code	security_name	Yield to Call
INE160A08159	7.25% PNB Sr21 BSIII Tier2 (M29/7/30) CALL29/7/25	7.34%
INE062A08264	5.83% SBI Sr3 BSIII Tier2 (M26/10/30)CALL24/10/25	6.41%
INE692A08094	7.42% Union Bk of Ind BSIII Tier2 NCD (MD16/09/30)	7.24%



Monthly Portfolio Statement as on August 31,2021

ISIN	Name of the Instrument	Industry / Rating	Quantity	Market/Fair Value (Rs. in Lacs)	% to NAV	YIELD
Debt Instruments						
(a) Listed / awaiting listing on Stock Exchange						
Government Securities						
IN1520200305	6.84% State Government Securities	SOVEREIGN	2,25,00,000	22,443.08	7.99%	6.88%
IN2220200017	7.83% State Government Securities	SOVEREIGN	1,65,00,000	17,519.90	6.24%	6.87%
IN2220200322	6.52% State Government Securities	SOVEREIGN	1,74,69,600	17,083.33	6.08%	6.85%
IN3120200115	6.6% State Government Securities	SOVEREIGN	1,39,39,300	13,715.64	4.88%	6.84%
IN1520200271	7.07% State Government Securities	SOVEREIGN	1,25,00,000	12,662.63	4.51%	6.88%
IN2220200157	6.67% State Government Securities	SOVEREIGN	1,18,79,500	11,701.82	4.17%	6.88%
IN1920200285	6.97% State Government Securities	SOVEREIGN	1,15,00,000	11,573.45	4.12%	6.88%
IN1520200123	6.65% State Government Securities	SOVEREIGN	1,12,00,000	11,055.05	3.94%	6.85%
IN1520190183	7.17% State Government Securities	SOVEREIGN	1,00,00,000	10,199.76	3.63%	6.85%
IN3120200222	6.33% State Government Securities	SOVEREIGN	97,89,000	9,456.99	3.37%	6.84%
IN1520190217	7.04% State Government Securities	SOVEREIGN	90,00,000	9,108.81	3.24%	6.85%
IN1920190187	6.97% State Government Securities	SOVEREIGN	90,00,000	9,071.99	3.23%	6.84%
IN2220200264	6.63% State Government Securities	SOVEREIGN	81,82,200	8,063.49	2.87%	6.85%
IN3120200362	6.95% State Government Securities	SOVEREIGN	80,00,000	8,038.47	2.86%	6.88%
IN1520200156	6.7% State Government Securities	SOVEREIGN	79,10,800	7,833.82	2.79%	6.85%
IN1920200053	6.58% State Government Securities	SOVEREIGN	75,00,000	7,370.19	2.62%	6.84%
IN1920200418	6.49% State Government Securities	SOVEREIGN	75,00,000	7,319.90	2.61%	6.84%
IN1520190213	7.09% State Government Securities	SOVEREIGN	66,60,000	6,762.24	2.41%	6.85%
IN1520200214	6.5% State Government Securities	SOVEREIGN	59,06,000	5,767.43	2.05%	6.85%
IN1920200491	6.52% State Government Securities	SOVEREIGN	58,94,400	5,763.92	2.05%	6.84%
IN1920190205	7.08% State Government Securities	SOVEREIGN	55,00,000	5,573.88	1.98%	6.89%
IN2220200025	7.6% State Government Securities	SOVEREIGN	40,00,000	4,188.49	1.49%	6.87%
IN2220200280	6.56% State Government Securities	SOVEREIGN	41,14,100	4,034.95	1.44%	6.85%
IN3120200016	7.75% State Government Securities	SOVEREIGN	35,00,000	3,698.58	1.32%	6.85%
IN2220200033	6.54% State Government Securities	SOVEREIGN	33,11,800	3,245.73	1.16%	6.85%
IN1520200354	6.9% State Government Securities	SOVEREIGN	30,00,000	3,010.34	1.07%	6.85%
IN1520200172	6.84% State Government Securities	SOVEREIGN	30,00,000	2,998.72	1.07%	6.85%
IN3120200255	6.5% State Government Securities	SOVEREIGN	30,00,000	2,931.56	1.04%	6.84%
IN3120200339	6.53% State Government Securities	SOVEREIGN	30,00,000	2,928.25	1.04%	6.88%
IN2220190101	7.27% State Government Securities	SOVEREIGN	25,00,000	2,565.78	0.91%	6.85%
IN2020200092	6.63% State Government Securities	SOVEREIGN	25,00,000	2,461.02	0.88%	6.87%
IN3120200214	6.41% State Government Securities	SOVEREIGN	25,00,000	2,428.45	0.86%	6.84%
IN2120200109	6.57% State Government Securities	SOVEREIGN	22,00,000	2,155.88	0.77%	6.88%
IN1520200222	6.49% State Government Securities	SOVEREIGN	15,00,000	1,476.30	0.53%	6.74%
IN3120200065	6.73% State Government Securities	SOVEREIGN	14,45,200	1,434.32	0.51%	6.84%
IN2120200083	6.73% State Government Securities	SOVEREIGN	11,50,000	1,138.98	0.41%	6.88%
IN2220190036	7.39% State Government Securities	SOVEREIGN	10,00,000	1,035.23	0.37%	6.85%
IN1520190175	7.18% State Government Securities	SOVEREIGN	10,00,000	1,020.56	0.36%	6.85%
IN2220200223	6.87% State Government Securities	SOVEREIGN	10,00,000	1,001.58	0.36%	6.85%
IN1520200164	6.83% State Government Securities	SOVEREIGN	10,00,000	998.92	0.36%	6.85%
IN1920200335	6.51% State Government Securities	SOVEREIGN	846,700	827.63	0.29%	6.84%
IN1520200131	6.45% State Government Securities	SOVEREIGN	818,800	797.33	0.28%	6.85%
IN1520200289	7.08% State Government Securities	SOVEREIGN	5,00,000	506.87	0.18%	6.88%
IN2020190228	6.84% State Government Securities	SOVEREIGN	5,00,000	499.08	0.18%	6.87%
IN1520200040	6.47% State Government Securities	SOVEREIGN	5,00,000	487.75	0.17%	6.85%
IN1520200073	6.54% State Government Securities	SOVEREIGN	2,17,100	212.74	0.08%	6.85%
IN3120190217	7.17% State Government Securities	SOVEREIGN	1,00,000	102.64	0.04%	6.75%
IN1520200032	6.6% State Government Securities	SOVEREIGN	99,300	99.30	0.04%	6.72%
Subtotal				2,66,372.57	94.85%	
(b) Privately placed / Unlisted				NIL	NIL	NIL
Subtotal				NIL	NIL	NIL
(c) Securitised Debt				NIL	NIL	NIL
Subtotal				NIL	NIL	NIL
Total				2,66,372.57	94.85%	
Money Market Instruments						
Triparty Repo Reverse Repo Instrument						
Triparty Repo				10,276.60	3.66%	
Total				10,276.60	3.66%	
OTHERS						
Cash Margin - CCIL				7.20	0.00%	
Total				7.20	0.00%	
Net Current Assets				4,222.75	1.49%	
GRAND TOTAL				2,80,879.12	100.00%	

§ Less Than 0.01% of NAV



Monthly Portfolio Statement as on August 31,2021

ISIN	Name of the Instrument	Industry / Rating	Quantity	Market/Fair Value (Rs. in Lacs)	% to NAV	YIELD
Equity & Equity related						
(a) Listed / awaiting listing on Stock Exchanges						
INE473A01011	Linde India Limited	Chemicals	39,88,547	91,359.66	8.60%	
INE397D01024	Bharti Airtel Limited	Telecom - Services	1,00,50,659	66,741.40	6.28%	
INE040A01034	HDFC Bank Limited	Banks	27,00,448	42,704.88	4.02%	
INE062A01020	State Bank of India	Banks	89,00,000	37,918.45	3.57%	
INE002A01018	Reliance Industries Limited	Petroleum Products	16,00,000	36,130.40	3.40%	
INE033A01029	The Indian Hotels Company Limited	Leisure Services	2,42,34,676	34,025.46	3.20%	
INE018A01030	Larsen & Toubro Limited	Construction Project	18,00,000	30,099.80	2.83%	
INE860A01027	HCL Technologies Limited	Software	21,50,000	25,419.45	2.39%	
INE717A01029	Kennametal India Limited	Industrial Capital Goods	17,37,159	25,217.47	2.37%	
INE647O01011	Aditya Birla Fashion and Retail Limited	Retailing	1,20,00,000	24,972.00	2.35%	
INE296A01024	Bajaj Finance Limited	Finance	3,30,000	24,830.85	2.34%	
INE467B01029	Tata Consultancy Services Limited	Software	6,50,000	24,611.93	2.32%	
INE230A01023	EM Limited	Leisure Services	2,32,89,821	23,948.57	2.25%	
INE090A01021	ICICI Bank Limited	Banks	32,00,000	23,009.60	2.17%	
INE018E01016	SBI Cards and Payment Services Limited	Finance	18,50,000	21,100.18	1.99%	
INE001A01036	Housing Development Finance Corporation Limited	Finance	7,50,000	20,988.75	1.98%	
INE386A01015	Vesuvius India Limited	Industrial Products	17,01,107	20,148.76	1.90%	
INE114A01011	Steel Authority of India Limited	Ferrous Metals	1,20,25,029	14,622.44	1.38%	
INE536H01010	Indraprastha OE Automotive Limited	Industial Products	59,65,914	14,371.98	1.35%	
INE477A01020	Can Fin Homes Limited	Finance	25,17,129	14,371.55	1.35%	
INE366I01010	VRL Logistics Limited	Transportation	45,16,477	14,281.10	1.34%	
INE671A01010	Honeywell Automation India Limited	Industrial Capital Goods	35,717	14,145.68	1.33%	
INE180A01020	Max Financial Services Limited	Insurance	12,50,765	13,610.20	1.28%	
INE410P01011	Narayana Hrudayalaya Limited	Healthcare Services	24,96,260	13,493.53	1.27%	
INE758T01015	Zomato Limited	Retailing	1,00,00,000	13,455.00	1.27%	
INE849A01020	Trent Limited	Retailing	13,00,000	13,089.70	1.23%	
INE081A01012	Tata Steel Limited	Ferrous Metals	9,00,000	13,052.25	1.23%	
INE152M01016	Triveni Turbine Limited	Industrial Capital Goods	99,00,354	12,781.36	1.20%	
INE154A01025	ITC Limited	Consumer Non Durables	60,00,000	12,678.00	1.19%	
INE766P01016	Mahindra Logistics Limited	Transportation	15,91,789	12,196.29	1.15%	
INE876G01028	RBL Bank Limited	Banks	73,00,000	12,081.50	1.14%	
INE192A01025	Tata Consumer Products Limited	Consumer Non Durables	12,00,540	10,384.07	0.98%	
INE361B01024	Div's Laboratories Limited	Pharmaceuticals	2,00,000	10,347.20	0.97%	
INE200A01026	GE T&D India Limited	Industrial Capital Goods	68,59,048	9,684.98	0.91%	
INE044A01036	Sun Pharmaceutical Industries Limited	Pharmaceuticals	12,00,000	9,528.60	0.90%	
INE498B01024	Shoppers Stop Limited	Retailing	39,28,503	9,455.91	0.89%	
INE099A01021	Infosys Limited	Software	5,00,504	8,540.85	0.80%	
INE029A01011	Bharat Petroleum Corporation Limited	Petroleum Products	18,00,000	8,489.70	0.80%	
INE117A01022	ABB India Limited	Industrial Capital Goods	4,46,556	8,465.59	0.80%	
INE741K01010	CreditAccess Grameen Limited	Finance	11,76,349	8,259.73	0.78%	
INE208A01029	Ashok Leyland Limited	Auto	65,00,398	7,979.24	0.75%	
INE238A01034	Axis Bank Limited	Banks	10,00,121	7,865.95	0.74%	
INE520A01027	Zensar Technologies Limited	Software	16,50,000	7,429.95	0.70%	
INE878A01011	GE Power India Limited	Industrial Capital Goods	22,25,400	7,281.51	0.69%	
INE839M01018	Schneider Electric Infrastructure Limited	Industrial Capital Goods	59,00,000	6,953.15	0.65%	
INE918I01018	Bajaj Finserv Limited	Insurance	35,000	6,002.06	0.57%	
INE665L01035	Varroc Engineering Limited	Auto Ancillaries	20,56,555	5,897.17	0.56%	
INE571A01020	IPCA Laboratories Limited	Pharmaceuticals	2,25,000	5,794.43	0.55%	
INE696C01036	Tech Mahindra Limited	Software	4,00,000	5,790.80	0.55%	
INE780C01023	JM Financial Limited	Finance	60,36,824	5,581.04	0.53%	
INE563J01010	Astec LifeSciences Limited	Pesticides	4,05,575	5,305.89	0.50%	
INE442H01029	Ashoka Buildcon Limited	Construction	53,00,000	5,297.35	0.50%	
INE382Z01011	Garden Reach Shipbuilders & Engineers Limited	Aerospace & Defense	27,98,915	5,291.35	0.50%	
INE280A01028	Titan Company Limited	Consumer Durables	2,75,000	5,284.40	0.50%	
INE274F01020	Westlife Development Limited	Leisure Services	9,58,037	5,274.47	0.50%	
INE203G01027	Indraprastha Gas Limited	Gas	9,40,683	5,134.72	0.48%	
INE003A01024	Siemens Limited	Industrial Capital Goods	2,23,870	5,087.22	0.48%	
INE001A13049	Housing Development Finance Corporation Limited (Warrant)	Finance	6,00,600	5,030.93	0.47%	
INE465A01025	Bharat Forge Limited	Industrial Products	6,50,000	4,986.80	0.47%	
INE320J01015	RITES Limited	Engineering Services	16,42,256	4,520.31	0.43%	
INE200M01013	Varun Beverages Limited	Consumer Non Durables	5,00,000	4,234.75	0.40%	
INE298A01020	Cummins India Limited	Industrial Products	4,00,000	3,996.80	0.38%	
INE226A01021	Vollas Limited	Consumer Durables	4,00,000	3,983.40	0.38%	
INE299U01018	Crompton Greaves Consumer Electricals Limited	Consumer Durables	8,00,000	3,787.60	0.36%	
INE745G01035	Multi Commodity Exchange of India Limited	Capital Markets	2,49,440	3,785.38	0.36%	
INE00R701025	Dalmia Bharat Limited	Cement & Cement Products	1,69,086	3,719.55	0.35%	
INE486A01013	CESC Limited	Power	4,52,777	3,639.65	0.34%	
INE152A01029	Termix Limited	Industrial Capital Goods	2,57,943	3,630.68	0.34%	
INE999B01013	Sanghi Industries Limited	Cement & Cement Products	47,66,281	3,522.28	0.33%	
INE235A01022	Finolex Cables Limited	Industrial Products	7,44,200	3,464.62	0.33%	
INE115A01026	LIC Housing Finance Limited	Finance	8,00,000	3,218.00	0.30%	
INE263A01024	Bharat Electronics Limited	Aerospace & Defense	17,00,000	3,173.05	0.30%	
INE216A01030	Britannia Industries Limited	Consumer Non Durables	75,000	2,998.13	0.28%	
INE123W01016	SBI Life Insurance Company Limited	Insurance	2,50,000	2,980.13	0.28%	
INE427F01016	Chalet Hotels Limited	Leisure Services	16,90,863	2,889.88	0.27%	
INE151A01013	Tata Communications Limited	Telecom - Services	2,00,815	2,849.87	0.27%	
INE256A01028	Zee Entertainment Enterprises Limited	Entertainment	16,00,000	2,746.40	0.26%	
INE716A01013	Whirlpool of India Limited	Consumer Durables	1,27,500	2,716.01	0.26%	
INE258A01016	BEML Limited	Industrial Capital Goods	2,00,000	2,644.90	0.25%	
INE077Z01019	Burger King India Limited	Leisure Services	15,87,715	2,560.16	0.24%	
INE935N01020	Dixon Technologies (India) Limited	Consumer Durables	60,000	2,496.24	0.24%	
INE437A01024	Apollo Hospitals Enterprise Limited	Healthcare Services	50,000	2,484.78	0.23%	
INE171A01029	The Federal Bank Limited	Banks	30,00,000	2,437.50	0.23%	
INE548C01032	Emami Limited	Consumer Non Durables	4,00,000	2,388.80	0.22%	
INE020B01018	REC Limited	Finance	15,00,000	2,275.50	0.21%	
INE39H01022	REC International Limited	Power	5,31,260	2,261.92	0.21%	
INE503A01015	DCB Bank Limited	Banks	19,17,336	1,786.83	0.17%	
INE761H01022	Page Industries Limited	Textile Products	5,000	1,574.96	0.15%	
INE752H01013	CARE Ratings Limited	Capital Markets	2,15,736	1,461.18	0.14%	
INE340A01012	Birla Corporation Limited	Cement & Cement Products	1,00,901	1,366.30	0.13%	
INE342J01019	WABCO India Limited	Auto Ancillaries	15,000	1,048.02	0.10%	
Subtotal				10,50,406.00	98.93%	
(b) UNLISTED						
Subtotal				NIL	NIL	NIL
Total				10,50,406.00	98.93%	
Money Market Instruments						
Triparty Repo Reverse Repo Instrument						
Triparty Repo				5,429.99	0.51%	
Total				5,429.99	0.51%	
OTHERS						
Cash Margin - Derivatives				1,000.00	0.09%	
Cash Margin - CCL				0.00	0.00%	
Total				1,000.00	0.09%	
Net Current Assets				5,379.48	0.47%	
GRAND TOTAL				10,62,215.47	100.00%	

\$ Less Than 0.01% of NAV



Monthly Portfolio Statement as on August 31,2021

ISIN	Name of the Instrument	Industry / Rating	Quantity	Market/Fair Value (Rs. in Lacs)	% to NAV	YIELD
Debt Instruments						
(a) Listed / awaiting listing on Stock Exchange						
Government Securities						
IN3120110082	9.19% State Government Securities	SOVEREIGN	85,00,000	8,591.43	0.35%	3.36%
IN1520110090	9.23% State Government Securities	SOVEREIGN	45,00,000	4,558.95	0.18%	3.36%
IN0020110030	8.79% Government of India	SOVEREIGN	20,00,000	2,020.10	0.08%	3.26%
Non Convertible Debentures						
INE115A070A6	8.25% LIC Housing Finance Limited **	CRISIL AAA	750	7,515.43	0.30%	3.29%
Subtotal						
(b) Privately placed / Unlisted						
Subtotal						
(c) Securitised Debt						
Subtotal						
Total						
Money Market Instruments						
Certificate of Deposit						
INE095A16L06	IndusInd Bank Limited **	CRISIL A1+	15,000	14,981.33	0.61%	3.25%
INE238A168V7	Axis Bank Limited **	ICRA A1+	12,000	11,983.45	0.48%	3.15%
INE238A166U3	Axis Bank Limited **	CRISIL A1+	7,000	6,968.45	0.28%	3.24%
INE095A169K4	IndusInd Bank Limited **	CRISIL A1+	5,000	4,986.02	0.20%	3.23%
INE238A167U1	Axis Bank Limited **	ICRA A1+	5,000	4,982.20	0.20%	3.21%
INE095A16K72	IndusInd Bank Limited **	ICRA A1+	3,500	3,409.39	0.14%	3.19%
Triparty Repo Reverse Repo Instrument						
Triparty Repo						
Corporate Bond Repo						
Corporate Bond Repo (Counterparty Reliance Industries Limited)						
Corporate Bond Repo (Counterparty Reliance Industries Limited)						
Corporate Bond Repo (Counterparty Reliance Industries Limited)						
Corporate Bond Repo (Counterparty Reliance Industries Limited)						
Corporate Bond Repo (Counterparty Reliance Industries Limited)						
Corporate Bond Repo (Counterparty Reliance Industries Limited)						
Corporate Bond Repo (Counterparty Reliance Industries Limited)						
Commercial Paper						
INE261F14F4	National Bank For Agriculture and Rural Development **	ICRA A1+	16,000	79,617.20	3.22%	3.25%
INE178A14GT6	Chennai Petroleum Corporation Limited **	ICRA A1+	15,000	74,895.30	3.03%	3.19%
INE103A14330	Mangalore Refinery and Petrochemicals Limited **	ICRA A1+	14,000	69,956.74	2.83%	3.22%
INE002A14F3	Reliance Industries Limited **	CARE A1+	13,500	67,404.83	2.73%	3.22%
INE290A14354	Reliance Retail Ventures Limited **	CRISIL A1+	11,000	54,616.76	2.21%	3.37%
INE242A14U02	Indian Oil Corporation Limited	ICRA A1+	10,000	49,930.40	2.02%	3.18%
INE514E14PK6	Export Import Bank of India **	CRISIL A1+	9,000	44,969.13	1.82%	3.13%
INE03F14211	Indian Railway Finance Corporation Limited **	CRISIL A1+	8,000	39,619.72	1.61%	3.24%
INE110L14PK6	Reliance Jio Infocomm Limited **	CARE A1+	7,000	34,993.88	1.42%	3.20%
INE481G14CY0	UltraTech Cement Limited **	CRISIL A1+	7,000	34,768.90	1.41%	3.37%
INE001A14XQ1	Housing Development Finance Corporation Limited **	CRISIL A1+	5,000	24,973.48	1.01%	3.23%
INE700G14678	HDFC Securities Limited **	CRISIL A1+	5,000	24,950.78	1.01%	3.43%
INE110L14PN0	Reliance Jio Infocomm Limited **	CARE A1+	4,000	24,902.33	1.01%	3.33%
INE001A14XR9	Housing Development Finance Corporation Limited **	CRISIL A1+	5,000	24,892.88	1.01%	3.35%
INE700G14710	HDFC Securities Limited **	CRISIL A1+	5,000	24,870.13	1.01%	3.53%
INE110L14PQ3	Reliance Jio Infocomm Limited **	CARE A1+	5,000	24,839.00	1.00%	3.38%
INE261F14I67	National Bank For Agriculture and Rural Development **	ICRA A1+	5,000	24,815.20	1.00%	3.32%
INE110L14PL4	Reliance Jio Infocomm Limited **	CRISIL A1+	4,000	19,991.22	0.81%	3.21%
INE343G14289	Bharati Hexacom Limited **	CRISIL A1+	4,000	19,984.56	0.81%	3.52%
INE001A14XC1	Housing Development Finance Corporation Limited **	ICRA A1+	4,000	19,908.68	0.81%	3.42%
INE115A14CS9	LIC Housing Finance Limited **	CRISIL A1+	4,000	19,901.36	0.81%	3.35%
INE700G14728	HDFC Securities Limited **	CRISIL A1+	4,000	19,888.44	0.80%	3.53%
INE028E14IP9	Kotak Securities Limited **	CRISIL A1+	4,000	19,887.66	0.80%	3.55%
INE486A14EL5	CEC Limited **	CARE A1+	4,000	19,862.66	0.80%	3.55%
INE261F14A45	National Bank For Agriculture and Rural Development	ICRA A1+	3,700	18,498.41	0.75%	3.13%
INE171C14173	Plani Investment and Industries Corporation Limited **	CRISIL A1+	3,000	14,850.76	0.60%	4.52%
INE733E14A44	NTPC Limited	CRISIL A1+	2,000	9,994.87	0.40%	3.12%
INE463A14KF3	Berger Paints (I) Limited **	CRISIL A1+	2,000	9,993.87	0.40%	3.20%
INE763G14KC0	ICI Securities Limited **	CRISIL A1+	2,000	9,988.88	0.40%	3.43%
INE891K14KJ6	Axis Finance Limited **	CRISIL A1+	2,000	9,985.12	0.40%	3.40%
INE755K14D03	Dalmia Cement (Bharat) Limited **	CRISIL A1+	2,000	9,982.49	0.40%	3.37%
INE700G14696	HDFC Securities Limited **	CRISIL A1+	2,000	9,981.24	0.40%	3.42%
INE514E14PU3	Export Import Bank of India **	CRISIL A1+	2,000	9,975.89	0.40%	3.15%
INE824H14FB0	Julius Baer Capital India Pvt Ltd. **	CRISIL A1+	2,000	9,934.33	0.40%	3.83%
INE089C14BE4	Sterile Technologies Limited **	CRISIL A1+	2,000	9,932.12	0.40%	4.62%
INE700G14637	HDFC Securities Limited **	CRISIL A1+	1,500	7,494.37	0.30%	3.43%
INE171C14165	Plani Investment and Industries Corporation Limited **	CRISIL A1+	1,500	7,486.62	0.30%	4.35%
INE089C14GC9	Sterile Technologies Limited **	CRISIL A1+	1,500	7,485.17	0.30%	4.52%
INE85C14GD8	Aditya Birla Money Limited **	CRISIL A1+	1,500	7,485.06	0.30%	3.84%
INE886H14GL6	TV18 Broadcast Limited **	CARE A1+	1,500	7,460.85	0.30%	3.36%
INE80H14MV7	Network 18 Media & Investments Limited **	FITCH A1+	1,500	7,456.12	0.30%	3.41%
INE886H14G00	TV18 Broadcast Limited **	CARE A1+	1,500	7,446.44	0.30%	3.41%
INE975F14VC9	Kotak Mahindra Investments Limited **	CRISIL A1+	1,200	5,999.40	0.24%	3.40%
INE755K14DP5	Dalmia Cement (Bharat) Limited **	CRISIL A1+	1,000	4,992.63	0.20%	3.37%
INE85C14GC0	Aditya Birla Money Limited **	CRISIL A1+	1,000	4,991.61	0.20%	3.84%
INE97N14ES3	Hero FinCorp Limited **	CRISIL A1+	1,000	4,990.20	0.20%	3.42%
INE192B14539	Welspun India Limited **	CARE A1+	1,000	4,988.62	0.20%	4.39%
INE094A14HH8	Hindustan Petroleum Corporation Limited	CRISIL A1+	1,000	4,988.30	0.20%	3.17%
INE499A14CP3	DCM Shriram Limited **	ICRA A1+	1,000	4,986.24	0.20%	3.60%
INE886H14GK8	TV18 Broadcast Limited **	CARE A1+	1,000	4,973.45	0.20%	3.38%
INE80H14MU9	Network 18 Media & Investments Limited **	FITCH A1+	1,000	4,971.21	0.20%	3.41%
INE886H14GN2	TV18 Broadcast Limited **	CARE A1+	1,000	4,964.75	0.20%	3.41%
INE191B14507	Welspun Corp Limited **	CARE A1+	500	2,493.31	0.10%	4.26%
Treasury Bill						
IN002021X108	91 Days Tbill		16,00,00,000	1,59,894.56	6.47%	3.01%
IN002021X157	91 Days Tbill		14,90,00,000	1,48,440.36	6.01%	3.20%
IN002021X116	91 Days Tbill		12,00,00,000	1,19,849.88	4.85%	3.05%
IN002021X173	91 Days Tbill		10,00,00,000	99,502.80	4.03%	3.20%
IN002021Y072	182 Days Tbill		9,88,10,000	98,130.58	3.97%	3.24%
IN002020Z337	364 Days Tbill		7,35,00,000	72,947.87	2.95%	3.25%
IN002021X090	91 Days Tbill		6,15,00,000	61,494.90	2.49%	3.03%
IN002020Z253	364 Days Tbill		5,00,00,000	49,906.75	2.02%	3.10%
IN002021X124	91 Days Tbill		5,00,00,000	49,906.75	2.02%	3.10%
IN002021X223	91 Days Tbill		5,00,00,000	49,886.85	2.01%	3.24%
IN002021X165	91 Days Tbill		3,40,00,000	33,851.62	1.37%	3.20%
IN002021Y023	182 Days Tbill		2,75,00,000	27,396.71	1.11%	3.20%
IN002020Z238	364 Days Tbill		2,00,00,000	19,986.82	0.81%	3.01%
IN002021Y080	182 Days Tbill		1,85,00,000	18,360.18	0.74%	3.27%
IN002021Y064	182 Days Tbill		1,75,00,000	17,388.86	0.70%	3.24%
IN002021Y015	182 Days Tbill		1,70,00,000	16,948.18	0.69%	3.10%
IN002021Y049	182 Days Tbill		1,00,00,000	9,950.28	0.40%	3.20%
IN002021Y031	182 Days Tbill		85,00,000	8,462.91	0.34%	3.20%
Total						
OTHERS						
Cash Margin - CCL						
Total						
Net Current Assets						
GRAND TOTAL						

** Non Traded Securities/Liquid Securities
\$ Less Than 0.01% of NAV

Aggregate value of investments made by other schemes of Nippon India Mutual Fund are amounting to Rs 80764.01 Lacs.



ISIN	Name of the Instrument	Industry / Rating	Quantity	Market/Fair Value (Rs. in Lacs)	% to NAV	YIELD
Debt Instruments						
(a) Listed / awaiting listing on Stock Exchange						
Government Securities						
IN0020120039	8.33% Government of India	SOVEREIGN	40,00,000	4,417.17	4.46%	5.83%
IN0020210012	5.63% Government of India	SOVEREIGN	30,00,000	2,997.39	3.03%	5.65%
Non Convertible Debentures						
INE371K08185	6.5% TATA Realty & Infrastructure Limited **	ICRA AA	500	5,091.23	5.14%	5.79%
INE128M08011	9.81% L&T Metro Rail (Hyderabad) Limited **	ICRA AAA(CE)	400	4,412.36	4.46%	6.79%
INE053A08123	6.7% The Indian Hotels Company Limited **	CARE AA	400	4,032.42	4.07%	4.31%
INE343G08018	6% Bharti Hexacom Limited **	CRISIL AA	400	4,018.45	4.06%	5.77%
INE516Y07105	9.5% Piramal Capital & Housing Finance Limited **	CARE AA	450	3,845.67	3.68%	7.65%
INE540P07327	10.15% U.P. Power Corporation Limited **	CRISIL A+(CE)	350	3,613.58	3.65%	9.21%

will be at high risk

Monthly Portfolio Statement as on August 31,2021

ISIN	Name of the Instrument	Industry / Rating	Quantity	Market/Fair Value (Rs. in Lacs)	% to NAV	YIELD
Equity & Equity related						
(a) Listed / awaiting listing on Stock Exchanges						
INE009A01021	Infocys Limited	Software	15,20,779	25,951.33	6.18%	
INE090A01021	ICICI Bank Limited	Banks	35,74,797	25,704.58	6.12%	
INE040A01034	HDFC Bank Limited	Banks	14,68,000	23,214.95	5.53%	
INE397D01024	Bharti Airtel Limited	Telecom - Services	27,17,248	18,043.89	4.30%	
INE018A01030	Larsen & Toubro Limited	Construction Project	9,76,046	16,321.44	3.89%	
INE361B01024	Divis Laboratories Limited	Pharmaceuticals	2,90,000	15,003.44	3.57%	
INE002A01018	Reliance Industries Limited	Petroleum Products	5,95,466	13,446.52	3.20%	
INE238A01034	Axis Bank Limited	Banks	15,65,723	12,314.41	2.93%	
INE95N01020	Dixon Technologies (India) Limited	Consumer Durables	2,85,340	11,871.29	2.83%	
INE062A01020	State Bank of India	Banks	24,52,779	10,450.06	2.49%	
INE081A01012	Tata Steel Limited	Ferrous Metals	6,49,365	9,417.71	2.24%	
INE732D01013	Angel Broking Limited	Capital Markets	7,74,100	9,346.46	1.47%	
INE180A01020	Max Financial Services Limited	Insurance	7,13,142	7,760.05	1.85%	
INE263A01024	Bharat Electronics Limited	Aerospace & Defense	41,29,658	7,708.01	1.84%	
INE671A01010	Honeywell Automation India Limited	Industrial Capital Goods	18,873	7,474.63	1.71%	
INE061F01013	Fortis Healthcare Limited	Healthcare Services	24,78,114	7,198.92	1.71%	
INE149A01033	Cholamandlam Financial Holdings Limited	Finance	9,61,536	6,579.79	1.57%	
INE001A01036	Housing Development Finance Corporation Limited	Finance	2,40,000	6,156.70	1.47%	
INE154A01025	ITC Limited	Consumer Non Durables	27,41,176	5,792.10	1.38%	
INE044A01036	Sun Pharmaceutical Industries Limited	Pharmaceuticals	7,15,072	5,678.03	1.35%	
INE245A01021	Tata Power Company Limited	Power	39,40,574	5,085.31	1.21%	
INE414G01012	Muthoot Finance Limited	Finance	3,34,623	5,066.19	1.21%	
INE335Y01012	Indian Railway Catering And Tourism Corporation Limited	Transportation	1,83,253	5,043.12	1.20%	
INE75A01035	Moherson Sumi Systems Limited	Auto Ancillaries	22,72,500	4,967.69	1.18%	
INE647A01010	SRF Limited	Chemicals	47,663	4,834.94	1.15%	
INE038A01020	Hindalco Industries Limited	Non - Ferrous Metals	10,00,000	4,683.00	1.11%	
INE685A01028	Torrent Pharmaceuticals Limited	Pharmaceuticals	1,37,074	4,257.38	1.01%	
INE647001011	Aditya Birla Fashion and Retail Limited	Retailing	20,13,726	4,190.56	1.00%	
INE059A01026	Cipla Limited	Pharmaceuticals	4,29,000	4,066.06	0.97%	
INE208A01029	Ashok Leyland Limited	Auto	33,00,000	4,050.75	0.96%	
INE306R01017	Intellect Design Arena Limited	Software	5,39,253	3,903.53	0.93%	
INE371P01015	Amber Enterprises India Limited	Consumer Durables	1,33,384	3,861.33	0.92%	
INE299U01018	Crompton Greaves Consumer Electricals Limited	Consumer Durables	8,00,000	3,787.60	0.90%	
INE121A01024	Cholamandlam Investment and Finance Company Limited	Finance	6,75,673	3,743.57	0.89%	
INE094A01015	Hindustan Petroleum Corporation Limited	Petroleum Products	13,58,330	3,621.31	0.86%	
INE985S01024	TeamLease Services Limited	Commercial Services	84,241	3,467.40	0.83%	
INE280A01028	Titan Company Limited	Consumer Durables	1,76,818	3,397.73	0.81%	
INE749A01030	Jindal Steel & Power Limited	Ferrous Metals	8,90,400	3,356.36	0.80%	
INE340A01012	Birla Corporation Limited	Cement & Cement Products	2,46,854	3,342.65	0.80%	
INE012A01025	ACC Limited	Cement & Cement Products	1,32,000	3,185.42	0.76%	
INE949L01017	AU Small Finance Bank Limited	Banks	2,79,310	3,158.30	0.75%	
INE045A01017	Ador Welding Limited	Industrial Products	4,63,724	3,158.19	0.75%	
INE053F01010	Indian Railway Finance Corporation Limited	Finance	1,34,80,750	3,089.24	0.74%	
INE860A01027	HCL Technologies Limited	Software	2,60,000	3,073.98	0.73%	
INE09301010	Oberoi Realty Limited	Construction	4,32,436	3,042.62	0.72%	
INE320J01015	RITES Limited	Engineering Services	11,03,888	3,038.45	0.72%	
INE028A01039	Bank of Baroda	Banks	38,64,132	2,988.91	0.71%	
INE620A01027	Zensar Technologies Limited	Software	6,50,000	2,926.95	0.70%	
INE540L01014	Alkem Laboratories Limited	Pharmaceuticals	75,000	2,908.95	0.69%	
INE002A01032	Reliance Industries Limited - Parity Paid Up	Petroleum Products	1,64,232	2,864.21	0.67%	
INE91801018	Bajaj Finserv Limited	Insurance	15,000	2,572.31	0.61%	
INE467B01029	Tata Consultancy Services Limited	Software	67,921	2,571.79	0.61%	
INE780C01023	JM Financial Limited	Finance	27,60,135	2,551.74	0.61%	
INE211B01039	The Phoenix Mills Limited	Construction	2,95,542	2,549.79	0.61%	
INE742F01042	Adani Ports and Special Economic Zone Limited	Transportation	340,000	2,544.22	0.61%	
INE030J01030	PI Industries Limited	Pesticides	73,177	2,483.63	0.59%	
INE003A01024	Siemens Limited	Industrial Capital Goods	1,08,952	2,475.83	0.59%	
INE230A01023	EIH Limited	Leisure Services	23,71,895	2,428.82	0.58%	
INE123W01016	SBI Life Insurance Company Limited	Insurance	2,00,000	2,384.10	0.57%	
INE59601012	Computer Age Management Services Limited	Capital Markets	60,000	2,290.05	0.55%	
INE030A01027	Hindustan Unilever Limited	Consumer Non Durables	84,000	2,288.24	0.54%	
INE66L01035	Vance Engineering Limited	Auto Ancillaries	7,71,206	2,211.44	0.53%	
INE982F01036	Hathway Cable & Datacom Limited	Entertainment	93,00,000	2,152.95	0.51%	
INE488A01050	Chemplast Sanmar Limited	Chemicals	3,69,657	2,129.78	0.51%	
INE811K01011	Prestige Estates Projects Limited	Construction	6,00,000	2,115.90	0.50%	
INE765G01017	ICICI Lombard General Insurance Company Limited	Insurance	1,31,200	2,092.12	0.50%	
INE917B01010	Bajaj Auto Limited	Auto	53,000	1,976.76	0.47%	
INE265J01028	SIS Limited	Commercial Services	4,00,000	1,914.40	0.46%	
INE195J01029	PNC Infratech Limited	Construction	5,87,634	1,846.05	0.44%	
INE115A01026	LIC Housing Finance Limited	Finance	4,00,000	1,609.00	0.39%	
INE671H01015	Sobha Limited	Construction	2,43,602	1,517.76	0.36%	
INE001A13049	Housing Development Finance Corporation Limited (Warrant)	Finance	1,80,000	1,507.77	0.36%	
INE226A01021	Voltas Limited	Consumer Durables	1,48,724	1,481.07	0.35%	
INE11801016	Nuvoco Vistas Corporation Limited	Cement & Cement Products	2,63,188	1,463.76	0.35%	
INE06901010	Indiabulls Real Estate Limited	Construction	8,00,000	1,091.20	0.26%	
INE155A01022	Tata Motors Limited	Auto	2,50,000	718.25	0.17%	
INE312H01016	INOX Leisure Limited	Entertainment	1,57,364	486.65	0.12%	
Subtotal				4,10,850.43	97.84%	
(b) UNLISTED						
INE54901011	Innovative Industries Limited **	Ferrous Metals	30,00,000	0.00	\$0.00%	
Subtotal				0.00	0.00%	
Total				4,10,850.43	97.84%	
Money Market Instruments						
Triparty Repo Reverse Repo Instrument						
Triparty Repo				9,716.67	2.31%	
Total				9,716.67	2.31%	
Exchange Traded Funds						
INF204KB1813	Nippon India ETF NV20		12,60,000	1,203.05	0.29%	
Total				1,203.05	0.29%	
OTHERS						
Cash Margin - Derivatives				0.00	\$0.00%	
Cash Margin - CCL				0.00	\$0.00%	
Total				0.00	0.00%	
Net Current Assets				(1,749.37)	-0.44%	
GRAND TOTAL				4,20,020.78	100.00%	

§ Less Than 0.01% of NAV

** Non Traded Securities/Illiquid Securities



Monthly Portfolio Statement as on August 31,2021

ISIN	Name of the Instrument	Industry / Rating	Quantity	Market/Fair Value (Rs. in Lacs)	% to NAV	YIELD
Equity & Equity related						
(a) Listed / awaiting listing on Stock Exchanges						
INE004A01034	HDFC Bank Limited	Banks	20,00,000	31,628.00	8.53%	
INE009A01021	Infosys Limited	Software	18,00,000	30,716.10	8.28%	
INE002A01018	Reliance Industries Limited	Petroleum Products	12,50,000	28,226.88	7.61%	
INE009A01021	ICICI Bank Limited	Banks	28,00,000	20,133.40	5.43%	
INE001A01036	Housing Development Finance Corporation Limited	Finance	5,40,236	15,118.50	4.08%	
INE097D01024	Bharti Airtel Limited	Telecom - Services	21,00,000	13,945.05	3.76%	
INE238A01034	Axis Bank Limited	Banks	17,00,000	13,370.50	3.61%	
INE044A01036	Sun Pharmaceutical Industries Limited	Pharmaceuticals	15,00,000	11,910.75	3.21%	
INE018A01030	Larsen & Toubro Limited	Construction Project	6,50,000	10,869.30	2.93%	
INE047A01021	Grasim Industries Limited	Cement & Cement Products	7,00,000	10,502.80	2.83%	
INE030A01027	Hindustan Unilever Limited	Consumer Non Durables	3,41,546	9,304.05	2.51%	
INE062A01020	State Bank of India	Banks	20,00,000	8,521.00	2.30%	
INE081A01012	HFC Steel Limited	Ferrous Metals	5,57,296	8,082.21	2.18%	
INE154A01025	ITC Limited	Consumer Non Durables	38,00,000	8,029.40	2.17%	
INE742F01042	Adani Ports and Special Economic Zone Limited	Transportation	9,00,000	6,734.70	1.82%	
INE674K01013	Aditya Birla Capital Limited	Finance	56,68,571	6,113.55	1.65%	
INE749A01030	Jindal Steel & Power Limited	Ferrous Metals	13,82,000	5,209.45	1.41%	
INE66A01027	HCL Technologies Limited	Software	4,00,000	4,729.20	1.28%	
INE733E01010	ONGC Limited	Power	37,50,600	4,349.84	1.17%	
INE467B01029	Tata Consultancy Services Limited	Software	89,989	3,407.39	0.92%	
INE585B01010	Maruti Suzuki India Limited	Auto	40,000	2,738.44	0.74%	
INE226H01026	Sadbhav Engineering Limited	Construction Project	36,51,467	1,765.48	0.48%	
INE237A01028	Kotak Mahindra Bank Limited	Banks	1,00,000	1,753.70	0.47%	
INE795G01014	HDFC Life Insurance Company Limited	Insurance	2,29,692	1,648.61	0.44%	
INE101A01026	Mahindra & Mahindra Limited	Auto	2,00,000	1,586.60	0.43%	
INE764L01010	Sadbhav Infrastructure Project Limited	Construction Project	87,43,104	1,481.96	0.40%	
INE625G01013	Welspun Enterprises Limited	Construction Project	14,67,500	1,445.49	0.39%	
IN9155A01020	Tata Motors Limited (DVR Shares)	Auto	10,00,000	1,365.50	0.37%	
INE06701023	India Pesticides Limited	Pesticides	4,05,400	1,290.19	0.35%	
INE878A01011	GE Power India Limited	Industrial Capital Goods	3,55,666	1,163.74	0.31%	
INE86H01027	TV18 Broadcast Limited	Entertainment	20,00,000	702.00	0.19%	
INE059A01026	Cipla Limited	Pharmaceuticals	53,225	504.47	0.14%	
Subtotal				2,68,347.25	72.39%	
(b) UNLISTED						
Subtotal				NIL	NIL	NIL
Total				2,68,347.25	72.39%	
Debt Instruments						
(a) Listed / awaiting listing on Stock Exchange						
Floating Rate Note						
INE134E07AP6	Power Finance Corporation Limited **	CRISIL AAA	2,50,000	2,515.79	0.68%	7.35%
Government Securities						
IN0020170026	6.79% Government of India	SOVEREIGN	25,00,000	2,600.07	0.70%	5.95%
IN0020200096	6.19% Government of India	SOVEREIGN	25,00,000	2,378.51	0.64%	6.73%
IN0020120039	8.33% Government of India	SOVEREIGN	20,00,000	2,208.58	0.60%	5.83%
IN0020160118	6.79% Government of India	SOVEREIGN	10,00,000	1,030.19	0.28%	6.32%
IN0020210020	6.64% Government of India	SOVEREIGN	10,00,000	987.94	0.27%	6.77%
IN1520190043	7.89% State Government Securities	SOVEREIGN	5,00,000	539.25	0.15%	5.52%
IN1520110090	9.23% State Government Securities	SOVEREIGN	2,50,000	253.28	0.07%	3.36%
IN0020200098	5.28% Government of India	SOVEREIGN	1,00,000	111.21	0.03%	6.04%
IN0020150028	7.88% Government of India	SOVEREIGN	71,500	78.61	0.02%	6.35%
IN0020170042	6.68% Government of India	SOVEREIGN	20,700	21.09	0.01%	6.42%
IN0020190065	7.57% Government of India	SOVEREIGN	10,200	10.94	\$0.00%	6.67%
IN0020180454	7.26% Government of India	SOVEREIGN	8,600	9.11	\$0.00%	6.25%
Non Convertible Debentures						
INE540P07210	9.75% U.P. Power Corporation Limited **	CRISIL A+(CE)	1,500	15,144.72	4.08%	8.68%
INE091A08149	9.5% Nirma Limited **	CRISIL AA-	1,000	10,014.77	2.70%	9.18%
INE726G08014	6.85% ICICI Prudential Life Insurance Company Limited **	CRISIL AAA	600	5,975.13	1.61%	6.92%
INE790Z07038	9.04% Indhivrit Trust **	CRISIL AAA	500	5,135.38	1.39%	6.27%
INE32J08024	5.85% Bharat Oman Refineries Limited **	CRISIL AA+	500	5,039.74	1.36%	5.38%
INE163N08156	7.98% ONGC Petro Additions Limited **	ICRA AA	350	3,635.92	0.98%	6.00%
INE103D08021	6.78% Bharat Sanchar Nigam Limited **	CRISIL AAA(CE)	250	2,479.00	0.67%	7.03%
INE511N08016	7.5% Max Life Insurance Company Limited **	CRISIL AA+	200	1,993.12	0.54%	7.58%
INE01HV07171	9.9% Vivit Capital Private Limited **	ICRA AA+(CE)	250	1,870.25	0.50%	10.09%
INE124D08019	9.1% Reliance General Insurance Company Ltd **	CARE A	250	1,843.37	0.50%	17.42%
INE267A08012	5.35% Hindustan Zinc Limited **	CRISIL AAA	150	1,512.40	0.41%	4.75%
INE557L07031	8.6% Ahmedabad Maliya Tollway Limited **	ICRA AA(CE)	120	1,203.91	0.32%	8.23%
INE88J07199	8.2% Aadhar Housing Finance Limited **	CARE AA	100	1,036.38	0.28%	6.21%
INE322J08032	5.75% Bharat Oman Refineries Limited **	CRISIL AA+	100	1,005.77	0.27%	5.46%
INE81G08084	7.09% Food Corporation Of India	CRISIL AAA(CE)	100	1,002.71	0.27%	7.05%
INE343G08026	5.9% Bharti Hexacom Limited	CRISIL AA	100	1,000.11	0.27%	5.91%
INE516Y07105	9.5% Piramal Capital & Housing Finance Limited **	CARE AA	49	396.97	0.11%	7.65%
INE945S07074	8.5% Kudgi Transmission Ltd **	CRISIL AAA	30	303.11	0.08%	6.63%
INE217K08271	9.25% Reliance Home Finance Limited **#	CARE D	16,78,000	0.00	\$0.00%	
Zero Coupon Bonds						
INE265J07274	JM Financial Asset Reconstruction Company Limited **	ICRA AA-	20	268.48	0.07%	6.71%
Subtotal				73,605.81	19.86%	
(b) Privately placed / Unlisted						
Non Convertible Debentures						
INE964O07012	9.6% Renew Wind Energy (Raj One) Private Limited **	CARE A+(CE)	668	5,669.92	1.53%	10.37%
INE039V07010	9.6% Narmada Wind Energy Private Limited **	CARE A+(CE)	569	4,705.35	1.27%	10.37%
INE895D08543	9.67% Tata Sons Private Ltd **	CRISIL AAA	10	104.88	0.03%	4.91%
INE895D07396	9.74% Tata Sons Private Ltd **	CRISIL AAA	2	21.60	0.01%	5.99%
Subtotal				10,501.53	2.84%	
(c) Securitised Debt						
INE0C0T15040	Innovation Trust XXX **	CRISIL AA(SO)	92	2,795.93	0.75%	12.08%
Subtotal				2,795.93	0.75%	
Total				86,903.27	23.45%	
Money Market Instruments						
Triparty Repo/ Reverse Repo Instrument						
Triparty Repo						
Total				12,409.73	3.35%	
Total				12,409.73	3.35%	
OTHERS						
Cash Margin - Derivatives						
Total				600.00	0.16%	
Cash Margin - CCL						
Total				5.20	\$0.00%	
Total				605.20	0.16%	
Net Current Assets				2,492.44	0.65%	
GRAND TOTAL				3,70,757.89	100.00%	

Security defaulted beyond its maturity date as on 31st August 2021 (forming part of net current assets) is as follows :

ISIN	Name of the Instrument	Value of security considered under Net Current Assets (Rs. In Lakhs)	% of Value of security considered under Net Current Assets to Net Assets	Total amount due including interest (Rs. In Lakhs)
** Non Traded Securities/Illiquid Securities				
\$ Less Than 0.01% of NAV				
# Securities classified as below investment grade or default				

Due to credit event (Default of debt servicing by Reliance Capital Limited (RCL) on Sep 20, 2019, securities of RCL have been segregated from the scheme's portfolio w.e.f. Sep 25, 2019

NIPPON INDIA EQUITY HYBRID FUND-SEGREGATED PORTFOLIO 1

ISIN	Name of the Instrument	Industry / Rating	Quantity	Market/Fair Value (Rs. in Lacs)	% to NAV	YIELD
Debt Instruments						
(a) Listed / awaiting listing on Stock Exchange						
Non Convertible Debentures						
INE013A074H7	8.85% Reliance Capital Limited **#	CARE D	346	865.00	92.69%	
Subtotal				865.00	92.69%	
(b) Privately placed / Unlisted						
Subtotal				NIL	NIL	
(c) Securitised Debt						
Subtotal				NIL	NIL	
Total				865.00	92.69%	
Net Current Assets				68.18	7.31%	
GRAND TOTAL				933.18	100.00%	

** Non Traded Securities/Illiquid Securities
Securities classified as below investment grade or default

Nippon India Mutual Fund has segregated debt securities of Yes Bank Limited from portfolio of the scheme due to rating downgrade by ICRA to "D" on March 6, 2020.

NIPPON INDIA EQUITY HYBRID FUND-SEGREGATED PORTFOLIO 2

ISIN	Name of the Instrument	Industry / Rating	Quantity	Market/Fair Value (Rs. in Lacs)	% to NAV	YIELD
Debt Instruments						

	(a) Listed / awaiting listing on Stock Exchange					
	Non Convertible Debentures					
INE528G08352	9.5% Yes Bank Limited **#	ICRA D		630	0.00	\$0.00%
INE528G08394	9% Yes Bank Limited **#	ICRA D		8,153	0.00	\$0.00%
	Subtotal				0.00	0.00%
	(b) Privately placed / Unlisted				NIL	NIL
	Subtotal				NIL	NIL
	(c) Securitised Debt					
	Subtotal				NIL	NIL
	Total				0.00	0.00%
	Net Current Assets				0.00	100.00%
	GRAND TOTAL				0.00	100.00%

** Non Traded Securities/Illiquid Securities
\$ Less Than 0.01% of NAV
Securities classified as below investment grade or default



Monthly Portfolio Statement as on August 31,2021

ISIN	Name of the Instrument	Industry / Rating	Quantity	Market/Fair Value (Rs. in Lacs)	% to NAV	YIELD
Debt Instruments						
(a) Listed / awaiting listing on Stock Exchange						
Government Securities						
IN002010030	8.79% Government of India	SOVEREIGN	12,67,69,200	1,28,043.23	13.25%	3.26%
IN002006037	8.2% Government of India	SOVEREIGN	12,28,60,350	1,25,423.59	12.98%	3.52%
IN002020021	5.09% Government of India	SOVEREIGN	1,35,00,000	13,622.32	1.41%	3.58%
IN1620150145	8.21% State Government Securities	SOVEREIGN	1,16,00,000	11,898.40	1.23%	3.68%
IN0020120013	8.15% Government of India	SOVEREIGN	15,00,000	1,550.17	0.16%	3.74%
IN2920150314	8.39% State Government Securities	SOVEREIGN	15,00,000	1,537.29	0.16%	3.68%
IN1520110108	8.78% State Government Securities	SOVEREIGN	5,00,000	508.13	0.05%	3.37%
IN1220180179	7.9% State Government Securities	SOVEREIGN	5,00,000	506.22	0.05%	3.38%
Subtotal				2,83,089.35	29.29%	
(b) Privately placed / Unlisted						
Floating Rate Note						
Subtotal				NIL	NIL	
(c) Securitised Debt						
Subtotal				NIL	NIL	
Total				2,83,089.35	29.29%	
Money Market Instruments						
Certificate of Deposit						
INE092T16Q00	IDFC First Bank Limited **	CRISIL A1+	25,000	25,057.35	2.59%	3.72%
INE238A164W4	Axis Bank Limited **	ICRA A1+	15,000	14,783.30	1.53%	3.52%
INE040A16CK1	HDFC Bank Limited **	CARE A1+	2,000	9,808.26	1.01%	3.55%
INE095A16K80	IndusInd Bank Limited **	CRISIL A1+	2,500	2,500.00	0.26%	3.20%
INE261F16S95	National Bank For Agriculture and Rural Development **	ICRA A1+	2,500	2,459.51	0.25%	3.54%
INE238A168W5	Axis Bank Limited **	CRISIL A1+	500	2,441.11	0.25%	3.70%
Triparty Repo Reverse Repo Instrument						
Triparty Repo				51,773.94	5.36%	
Corporate Bond Repo						
Corporate Bond Repo (Counterparty Reliance Industries Limited)				11,654.85	1.21%	
Commercial Paper						
INE514E14PQ1	Export Import Bank of India **	CRISIL A1+	7,000	34,645.98	3.58%	3.36%
INE002A14K20	Reliance Industries Limited **	CRISIL A1+	5,000	24,527.43	2.54%	3.63%
INE338E14CF7	Motilal Oswal Financial Services Limited **	CRISIL A1+	4,000	19,966.22	2.07%	4.41%
INE027E14KS1	L&T Finance Limited **	CARE A1+	4,000	19,867.86	2.06%	3.57%
INE002A14P2	Reliance Industries Limited **	CARE A1+	4,000	19,793.32	2.05%	3.47%
INE343G14321	Bharti Hexacom Limited **	CRISIL A1+	4,000	19,768.28	2.05%	3.82%
INE70414EK8	Barclays Investments & Loans (India) Private Limited **	CRISIL A1+	3,000	14,918.57	1.54%	3.69%
INE002A14K6	Reliance Industries Limited **	CARE A1+	3,000	14,894.56	1.54%	3.37%
INE70414EL4	Barclays Investments & Loans (India) Private Limited **	CRISIL A1+	3,000	14,881.07	1.54%	3.74%
INE763G14KH9	ICICI Securities Limited **	CRISIL A1+	3,000	14,836.47	1.54%	3.76%
INE97614NB0	Tata Capital Limited **	CRISIL A1+	2,500	12,284.30	1.27%	4.14%
INE721A14DF9	Shriram Transport Finance Company Limited **	CRISIL A1+	2,000	9,968.09	1.03%	4.49%
INE027E14KX1	L&T Finance Limited **	CRISIL A1+	2,000	9,902.50	1.02%	3.70%
INE763G14KJ5	ICICI Securities Limited **	CRISIL A1+	2,000	9,887.96	1.02%	3.76%
INE879F14DYS	Infina Finance Private Limited **	CRISIL A1+	2,000	9,882.49	1.02%	3.91%
INE261F14C1	National Bank For Agriculture and Rural Development **	ICRA A1+	2,000	9,855.53	1.02%	3.52%
INE471A14BF2	Can Fin Homes Limited **	ICRA A1+	2,000	9,855.32	1.02%	3.86%
INE70414EM2	Barclays Investments & Loans (India) Private Limited **	CRISIL A1+	2,000	9,788.71	1.01%	4.13%
INE121A14TP7	Cholamandalam Investment and Finance Company Limited **	CRISIL A1+	2,000	9,653.43	1.00%	4.55%
INE144B14EM3	Deutsche Investments India Pvt Limited **	CRISIL A1+	1,500	7,462.19	0.77%	3.77%
INE087M14975	Bahadur Chand Investments Pvt Limited **	ICRA A1+	1,500	7,343.39	0.76%	5.03%
INE763G14JK5	ICICI Securities Limited **	CRISIL A1+	1,400	6,928.63	0.72%	3.76%
INE70414DW3	Barclays Investments & Loans (India) Private Limited **	CRISIL A1+	1,200	5,947.59	0.62%	3.74%
INE15A14CUG5	LIC Housing Finance Limited **	CRISIL A1+	1,200	5,941.18	0.61%	3.47%
INE613R14043	Magnum IT Services Private Limited **	ICRA A1+	1,000	4,991.26	0.52%	3.99%
INE52B14W83	JM Financial Products Limited **	CRISIL A1+	1,000	4,943.14	0.51%	4.67%
INE377Y14884	Bajaj Housing Finance Limited **	CRISIL A1+	1,000	4,925.51	0.51%	3.71%
INE121A14TH4	Cholamandalam Investment and Finance Company Limited **	CRISIL A1+	1,000	4,894.01	0.51%	4.08%
INE891K14KQ1	Axis Finance Limited **	CRISIL A1+	400	1,982.84	0.21%	3.55%
INE002A14HT6	Reliance Industries Limited	CRISIL A1+	200	999.30	0.10%	3.20%
Treasury Bill						
IN002021Y106	182 Days Tbill		7,00,00,000	69,378.12	7.18%	3.31%
IN002021Y098	182 Days Tbill		5,00,00,000	49,587.85	5.13%	3.30%
IN002021Y114	182 Days Tbill		4,25,00,000	42,096.12	4.36%	3.30%
IN002021Y080	182 Days Tbill		2,25,00,000	22,329.95	2.31%	3.27%
IN002021Y064	182 Days Tbill		2,05,00,000	20,369.80	2.11%	3.24%
IN002021Y072	182 Days Tbill		1,20,00,000	11,917.49	1.23%	3.24%
Total				6,81,684.69	70.54%	
OTHERS						
Cash/Margin - CCL				5.24	0.00%	
Total				5.24	0.00%	
Net Current Assets				1,676.97	0.17%	
GRAND TOTAL				9,66,456.25	100.00%	

** Non Traded Securities/Illiquid Securities
\$ Less Than 0.01% of NAV

Aggregate value of investments made by other schemes of Nippon India Mutual Fund are amounting to Rs 77850.72 Lacs.



Monthly Portfolio Statement as on August 31,2021

ISIN	Name of the Instrument	Industry / Rating	Quantity	Market/Fair Value (Rs. in Lacs)	% to NAV	YIELD
Equity & Equity related						
(a) Listed / awaiting listing on Stock Exchanges						
INE040A01034	HDFC Bank Limited	Banks	67,00,000	1,05,953.80	8.55%	
INE090A01021	Infosys Limited	Software	56,00,000	95,561.20	7.72%	
INE090A01021	ICICI Bank Limited	Banks	1,18,00,000	84,847.90	6.85%	
INE002A01018	Reliance Industries Limited	Petroleum Products	32,00,000	72,260.80	5.83%	
INE018A01030	Larsen & Toubro Limited	Construction Project	30,39,250	50,822.34	4.10%	
INE238A01034	Axis Bank Limited	Banks	63,00,000	49,549.50	4.00%	
INE377D01024	Bharti Airtel Limited	Telecom - Services	72,00,000	47,811.80	3.86%	
INE001A01036	Housing Development Finance Corporation Limited	Finance	16,20,490	45,349.41	3.66%	
INE062A01020	State Bank of India	Banks	1,00,00,000	42,605.00	3.44%	
INE044A01036	Sun Pharmaceutical Industries Limited	Pharmaceuticals	53,56,184	42,530.78	3.43%	
INE030A01027	Hindustan Unilever Limited	Consumer Non Durables	12,31,899	33,558.16	2.71%	
INE018A01012	Tata Steel Limited	Ferrous Metals	23,00,000	33,255.75	2.69%	
INE473A01011	Linde India Limited	Chemicals	14,54,542	33,317.01	2.69%	
INE860A01027	HCL Technologies Limited	Software	27,00,000	31,922.10	2.58%	
INE154A01025	ITC Limited	Consumer Non Durables	1,09,00,000	23,031.70	1.86%	
INE018E01016	SBI Cards and Payment Services Limited	Finance	19,10,000	21,784.51	1.76%	
INE733E01010	NTPC Limited	Power	1,79,90,000	20,859.41	1.68%	
INE00R701025	Dalmia Bharat Limited	Cement & Cement Products	9,40,162	20,582.12	1.67%	
INE123W01016	SBI Life Insurance Company Limited	Insurance	17,00,000	20,254.85	1.64%	
INE749A01030	Jindal Steel & Power Limited	Ferrous Metals	50,00,000	18,847.50	1.52%	
INE742F01042	Adani Ports and Special Economic Zone Limited	Transportation	23,00,000	17,210.90	1.39%	
INE918B01018	Bajaj Finserv Limited	Insurance	90,000	15,433.88	1.25%	
INE467B01029	Tata Consultancy Services Limited	Software	4,00,000	15,145.80	1.22%	
INE715A01015	Wheels India Limited	Auto Ancillaries	18,09,721	14,986.30	1.21%	
INE481G01011	UltraTech Cement Limited	Cement & Cement Products	1,90,000	14,881.66	1.20%	
INE999A01015	KSB Limited	Industrial Products	12,22,723	14,562.02	1.18%	
INE155A01022	Tata Motors Limited	Auto	46,00,000	13,215.80	1.07%	
INE149A01033	Cholamandalam Financial Holdings Limited	Finance	19,25,326	13,175.01	1.06%	
INE237A01028	Kotak Mahindra Bank Limited	Banks	7,50,000	13,152.75	1.06%	
INE669C01036	Tech Mahindra Limited	Software	9,00,000	13,028.85	1.05%	
INE200M01013	Varun Beverages Limited	Consumer Non Durables	15,37,500	13,021.86	1.05%	
INE208A01029	Ashok Leyland Limited	Auto	1,00,00,000	12,275.00	0.99%	
INE105A01035	Sundaram Clayton Limited	Auto Ancillaries	3,21,637	11,748.11	0.95%	
INE774D01024	Mahindra & Mahindra Financial Services Limited	Finance	70,00,000	11,210.50	0.91%	
INE854D01024	United Spirits Limited	Consumer Non Durables	15,00,000	10,727.25	0.87%	
INE670K01029	Macrotech Developers Limited	Construction	10,00,000	9,585.00	0.77%	
INE038A01020	Hindalco Industries Limited	Non - Ferrous Metals	20,00,000	9,366.00	0.76%	
INE944F01028	Radico Khalthan Limited	Consumer Non Durables	10,70,000	9,353.41	0.76%	
INE134E01011	Power Finance Corporation Limited	Finance	70,00,000	9,033.50	0.73%	
INE795G01014	HDFC Life Insurance Company Limited	Insurance	12,47,528	8,954.13	0.72%	
INE055A01016	Century Textiles & Industries Limited	Paper	11,01,220	8,561.99	0.69%	
INE449A01011	Automotive Axles Limited	Auto Ancillaries	6,00,000	7,781.70	0.63%	
INE246F01010	Gujarat State Petronet Limited	Gas	20,00,000	7,013.00	0.57%	
INE647D01011	Aditya Birla Fashion and Retail Limited	Retailing	31,99,316	6,657.78	0.54%	
INE119A01028	Balkampur Chini Mills Limited	Consumer Non Durables	17,36,894	6,410.01	0.52%	
INE263A01024	Bharat Electronics Limited	Aerospace & Defense	30,00,000	5,599.50	0.45%	
INE101A01026	Mahindra & Mahindra Limited	Auto	7,00,000	5,553.10	0.45%	
INE886A01026	ITD Cementation India Limited	Construction	70,80,000	5,540.10	0.45%	
INE066F01012	Hindustan Aeronautics Limited	Aerospace & Defense	3,52,864	4,854.96	0.39%	
INE056A01013	Chambal Fertilizers & Chemicals Limited	Fertilisers	14,60,067	4,886.82	0.38%	
INE136B01020	Cyient Limited	Software	3,87,000	3,782.73	0.31%	
INE477A01020	Can Fin Homes Limited	Finance	6,38,950	3,648.09	0.29%	
INE089A01023	Dr. Reddy's Laboratories Limited	Pharmaceuticals	70,000	3,292.84	0.27%	
INE982F01036	Hathway Cable & Datacom Limited	Entertainment	97,00,000	2,245.55	0.18%	
INE001A13049	Housing Development Finance Corporation Limited (Warrant)	Finance	1,95,600	1,638.44	0.13%	
	Subtotal			12,22,249.80	98.65%	
	(b) UNLISTED			NIL	NIL	NIL
	Subtotal			NIL	NIL	NIL
	Total			12,22,249.80	98.65%	
	Money Market Instruments					
	Triparty Repo Reverse Repo Instrument					
	Triparty Repo			10,886.19	0.88%	
	Total			10,886.19	0.88%	
	OTHERS					
	Cash Margin - CCL			0.00	0.00%	
	Total			0.00	0.00%	
	Net Current Assets			5,366.38	0.43%	
	GRAND TOTAL			12,38,616.17	100.00%	

\$ Less Than 0.01% of NAV



Monthly Portfolio Statement as on August 31,2021

ISIN	Name of the Instrument	Industry / Rating	Quantity	Market/Fair Value (Rs. in Lacs)	% to NAV	YIELD
Equity & Equity related						
(a) Listed / awaiting listing on Stock Exchanges						
INE090A01021	ICICI Bank Limited	Banks	58,01,100	41,712.81	7.41%	
INE062A01020	State Bank of India	Banks	97,82,075	41,676.53	7.41%	
INE040A01034	HDFC Bank Limited	Banks	24,11,832	38,140.71	6.78%	
INE397D01024	Bharti Airtel Limited	Telecom - Services	55,00,000	36,522.75	6.49%	
INE238A01034	Axis Bank Limited	Banks	42,99,964	33,819.22	6.01%	
INE099A01021	Infosys Limited	Software	19,62,368	33,487.34	5.95%	
INE002A01018	Reliance Industries Limited	Petroleum Products	11,99,209	27,079.94	4.81%	
INE154A01025	ITC Limited	Consumer Non Durables	1,08,51,409	22,929.03	4.08%	
INE044A01036	Sun Pharmaceutical Industries Limited	Pharmaceuticals	28,00,000	22,233.40	3.95%	
INE758T01015	Zomato Limited	Retailing	1,21,59,298	16,360.34	2.91%	
INE029A01011	Bharat Petroleum Corporation Limited	Petroleum Products	34,00,000	16,036.10	2.85%	
INE149A01033	Cholamandalam Financial Holdings Limited	Finance	22,82,551	15,687.93	2.79%	
INE200M01013	Vaun Beverages Limited	Consumer Non Durables	18,06,000	15,296.17	2.72%	
INE671A01010	Honeywell Automation India Limited	Industrial Capital Goods	37,911	15,014.61	2.67%	
INE191H01014	PVR Limited	Entertainment	11,08,882	14,725.40	2.62%	
INE155A01022	Tata Motors Limited	Auto	48,24,024	13,859.42	2.46%	
INE081A01012	Tata Steel Limited	Ferrous Metals	9,31,000	13,501.83	2.40%	
INE018E01016	SBI Cards and Payment Services Limited	Finance	11,00,000	12,546.05	2.23%	
INE00M201021	Sterling And Wilson Solar Limited	Construction Project	37,05,679	11,553.07	2.05%	
INE868B01028	NCC Limited	Construction Project	1,25,18,079	9,920.58	1.76%	
INE665L01035	Varroc Engineering Limited	Auto Ancillaries	32,11,802	9,209.84	1.64%	
INE450U01017	Route Mobile Limited	Software	4,48,469	8,859.95	1.57%	
INE208A01029	Ashok Leyland Limited	Auto	69,62,643	8,546.64	1.52%	
INE111A01025	Container Corporation of India Limited	Transportation	10,66,553	7,247.76	1.29%	
INE010V01017	L&T Technology Services Limited	Software	1,56,266	6,134.92	1.09%	
INE335Y01012	Indian Railway Catering And Tourism Corporation Limited	Transportation	2,06,507	5,683.07	1.01%	
INE001A01036	Housing Development Finance Corporation Limited	Finance	2,00,000	5,597.00	0.99%	
INE001A13049	Housing Development Finance Corporation Limited (Warrant)	Finance	6,64,200	5,563.67	0.99%	
INE332A01027	Thomas Cook (India) Limited	Leisure Services	91,68,944	5,400.51	0.96%	
INE878A01011	GE Power India Limited	Industrial Capital Goods	12,64,339	4,136.92	0.74%	
Subtotal				5,18,473.51	92.15%	
(b) UNLISTED				NIL	NIL	NIL
Subtotal				NIL	NIL	NIL
Total				5,18,473.51	92.15%	
Money Market Instruments						
Triparty Repo/ Reverse Repo Instrument						
Triparty Repo				40,592.84	7.21%	
Total				40,592.84	7.21%	
OTHERS						
Cash Margin - Derivatives				1,800.00	0.32%	
Cash Margin - CCL				0.00	0.00%	
Total				1,800.00	0.32%	
Net Current Assets				1,770.47	0.33%	
GRAND TOTAL				5,62,636.82	100.00%	

\$ Less Than 0.01% of NAV



Monthly Portfolio Statement as on August 31,2021

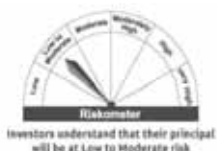
ISIN	Name of the Instrument	Industry / Rating	Quantity	Market/Fair Value (Rs. in Lacs)	% to NAV	YIELD
	Money Market Instruments					
	Triparty Repo/ Reverse Repo Instrument					
	Triparty Repo			558.94	100.18%	
	Total			558.94	100.18%	
	Net Current Assets			(1.01)	-0.18%	
	GRAND TOTAL			557.93	100.00%	



Monthly Portfolio Statement as on August 31,2021

ISIN	Name of the Instrument	Industry / Rating	Quantity	Market/Fair Value (Rs. in Lacs)	% to NAV	YIELD
Debt Instruments						
(a) Listed / awaiting listing on Stock Exchange						
Floating Rate Note						
INET21A07QK5	Shriram Transport Finance Company Limited **	FITCH AA+	1,000	10,033.26	1.03%	6.89%
Government Securities						
IN0020110030	8.79% Government of India	SOVEREIGN	3,40,00,000	34,341.70	3.51%	3.26%
IN0020090037	8.2% Government of India	SOVEREIGN	2,93,60,350	29,972.89	3.07%	3.52%
IN1201200034	9.64% State Government Securities	SOVEREIGN	2,75,00,000	29,191.76	2.99%	4.27%
IN1620120122	8.57% State Government Securities	SOVEREIGN	1,00,00,000	10,573.32	1.08%	4.29%
IN2020120084	8.65% State Government Securities	SOVEREIGN	75,00,000	7,927.10	0.81%	4.27%
IN2820120144	8.64% State Government Securities	SOVEREIGN	67,22,000	7,102.55	0.73%	4.29%
IN2220120108	8.62% State Government Securities	SOVEREIGN	50,00,000	5,307.60	0.54%	4.26%
IN3120120123	8.63% State Government Securities	SOVEREIGN	50,00,000	5,284.79	0.54%	4.25%
IN3320160069	8.26% State Government Securities	SOVEREIGN	50,00,000	5,155.65	0.53%	4.01%
IN3320110155	9.28% State Government Securities	SOVEREIGN	45,00,000	4,844.86	0.48%	3.62%
IN2120120026	8.6% State Government Securities	SOVEREIGN	40,00,000	4,231.53	0.43%	4.27%
IN2220120090	8.67% State Government Securities	SOVEREIGN	25,00,000	2,651.50	0.27%	4.26%
IN3120120032	8.84% State Government Securities	SOVEREIGN	25,00,000	2,605.87	0.27%	3.89%
IN0020200021	5.09% Government of India	SOVEREIGN	25,00,000	2,522.65	0.26%	3.58%
IN2720180040	8.35% State Government Securities	SOVEREIGN	5,00,000	532.38	0.05%	4.41%
IN2620130018	8.25% State Government Securities	SOVEREIGN	5,00,000	530.39	0.05%	4.39%
Non Convertible Debentures						
INE261F08AT4	8.5% National Bank For Agriculture and Rural Development	CRISIL AAA	2,800	29,563.10	3.02%	4.32%
INE377Y07128	8.07% Bajaj Housing Finance Limited **	CRISIL AAA	2,500	25,738.50	2.63%	4.39%
INE790Z07046	6.5% IndInfraVIT Trust **	CRISIL AAA	2,400	24,050.47	2.46%	6.26%
INE790Z07012	9.04% IndInfraVIT Trust **	CRISIL AAA	2,000	20,541.50	2.10%	6.27%
INE516V07105	9.5% Piramal Capital & Housing Finance Limited **	CARE AA	1,875	15,190.28	1.55%	7.65%
INE308O08015	5.35% Telesonic Networks Limited **	CRISIL AA	1,500	15,072.02	1.54%	5.05%
INE915D08BY8	5% Citicorp Finance India Limited **	ICRA AAA	1,500	15,008.40	1.53%	3.89%
INE041007043	6.7% Embassy Office Parks REIT **	CRISIL AAA	1,400	14,227.54	1.46%	5.89%
INE219X07025	8.99% India Grid Trust InvIT Fund **	CRISIL AAA	1,250	12,871.49	1.32%	6.31%
INE134E08JW1	8.18% Power Finance Corporation Limited **	CRISIL AAA	1,200	12,283.58	1.26%	3.63%
INE144G07FF7	7.4% Muthoot Finance Limited **	CRISIL AA+	11,500	11,752.47	1.20%	6.36%
INE144G07EL9	8.5% Muthoot Finance Limited **	CRISIL AA+	1,100	11,303.71	1.16%	5.00%
INET21A070H1	6.75% Shriram Transport Finance Company Limited **	CRISIL AA+	1,050	10,581.94	1.08%	7.66%
INE002A08575	8.3% Reliance Industries Limited **	CRISIL AAA	1,000	10,226.86	1.05%	3.67%
INE540P07137	8.48% U.P. Power Corporation Limited **	FITCH AA+(C/E)	1,000	10,210.62	1.04%	6.74%
INE69107EC08	7.67% L&T Finance Limited **	CRISIL AAA	1,000	10,185.82	1.04%	4.12%
INE020808CV5	6.8% REC Limited **	CRISIL AAA	1,000	10,154.26	1.04%	3.64%
INE377Y07169	6.94% Bajaj Housing Finance Limited **	CRISIL AAA	1,000	10,153.06	1.04%	4.03%
INE261F08CY0	5% National Bank For Agriculture and Rural Development **	CRISIL AAA	1,000	10,090.30	1.03%	4.36%
INE001A07S05	6.99% Housing Development Finance Corporation Limited **	CRISIL AAA	1,000	10,078.86	1.03%	3.40%
INE915D08BZ5	4.92% Citicorp Finance India Limited **	ICRA AAA	1,000	10,006.99	1.02%	3.89%
INE248R07475	5.5% NIIF Infrastructure Finance Limited **	ICRA AAA	1,000	9,983.62	1.02%	5.80%
INE45L08433	8.25% Nxtb Power Limited **	ICRA AAA+(C/E)	750	7,589.31	0.77%	4.80%
INE121A07PW5	5.48% Cholamandalam Investment and Finance Company Limited **	ICRA AA+	750	7,542.25	0.77%	5.01%
INE121A07PU9	5.68% Cholamandalam Investment and Finance Company Limited **	ICRA AA+	750	7,536.02	0.77%	5.32%
INE540P07129	8.48% U.P. Power Corporation Limited **	FITCH AA+(C/E)	885	6,886.18	0.68%	5.98%
INE001A07SN2	6.22% Housing Development Finance Corporation Limited **	CRISIL AAA	650	6,545.19	0.67%	3.50%
INE020808BM6	8.35% REC Limited **	CRISIL AAA	600	6,140.87	0.63%	3.64%
INE163N08156	7.86% ONGC Petro Additions Limited **	ICRA AA	500	5,194.16	0.53%	6.00%
INE020808AK2	7.03% REC Limited **	CRISIL AAA	500	5,140.12	0.53%	4.16%
INE790Z07038	9.04% IndInfraVIT Trust **	CRISIL AAA	500	5,135.38	0.53%	6.27%
INE549K07634	9.25% Muthoot Fincorp Ltd **	CRISIL AA+(C/E)	500	5,088.26	0.52%	6.60%
INE522D07BG1	9.25% Manappuram Finance Limited **	CARE AA	500	5,087.82	0.52%	5.05%
INE522D07BWH	7.45% Manappuram Finance Limited **	CRISIL AA	400	4,110.07	0.42%	6.11%
INE020808CH4	7.12% REC Limited **	CRISIL AAA	250	2,599.04	0.27%	4.44%
INET756070Y5	7.57% HDB Financial Services Limited **	CRISIL AAA	250	2,597.41	0.27%	4.72%
INE97608300	9.22% Tata Capital Limited **	CRISIL AAA	250	2,571.07	0.26%	5.29%
INE001A07RS3	8.58% Housing Development Finance Corporation Limited **	CRISIL AAA	250	2,562.45	0.26%	3.74%
INE537P07356	7.75% India InfraDebt Limited **	CRISIL AAA	250	2,556.25	0.26%	5.08%
INE020808BD5	8.83% REC Limited **	CRISIL AAA	250	2,548.36	0.26%	3.56%
INE115E07N25	8.6% LIC Housing Finance Limited **	CARE AAA	250	2,542.56	0.26%	3.73%
INE134E08N2	7.27% Power Finance Corporation Limited **	CRISIL AAA	250	2,527.84	0.26%	3.46%
INE97608292	9% Tata Capital Limited **	CRISIL AAA	250	2,527.24	0.26%	4.38%
INE537P07380	7.75% India InfraDebt Limited **	CRISIL AAA	200	2,050.61	0.21%	5.08%
INE020808CE1	6.9% REC Limited **	CRISIL AAA	150	1,536.13	0.16%	3.85%
INE476M07BR8	9.38% L&T Finance Limited **	ICRA AAA	58	599.79	0.00%	4.12%
Zero Coupon Bonds						
INE041007019	Embassy Office Parks REIT	CRISIL AAA	2,270	28,258.78	2.89%	4.03%
INE306N07KZ9	Tata Capital Financial Services Limited **	ICRA AAA	1,000	12,493.31	1.28%	4.51%
Subtotal				6,11,631.45	62.56%	
(b) Privately placed / Unlisted						
Subtotal				NIL	NIL	NIL
(c) Securitised Debt						
INE01V15015	Mobil Trust Series-19 **	CRISIL AAA(SO)	98,03,80,860	7,995.98	0.82%	8.28%
INE06G815016	Mobil Trust Series-14 **	FITCH AA+(S)	97,45,44,032	3,641.87	0.37%	8.08%
INE05F15010	MFL Securitisation Trust **	CRISIL AAA(SO)	1,795	2,038.57	0.21%	8.93%
Subtotal				13,676.42	1.40%	
Total				6,25,307.87	63.96%	
Derivatives						
Interest Rate Swaps						
Interest Rate Swaps Pay Fix Receive Floating (03/04/2023) (FV 10000 Lacs)				(39.20)	\$0.00%	
Interest Rate Swaps Pay Fix Receive Floating (04/05/2023) (FV 2500 Lacs)				7.04	\$0.00%	
Interest Rate Swaps Pay Fix Receive Floating (21/01/2023) (FV 10000 Lacs)				(5.74)	\$0.00%	
Interest Rate Swaps Pay Fix Receive Floating (05/02/2023) (FV 10000 Lacs)				2.89	\$0.00%	
Total				(35.01)	0.00%	
Money Market Instruments						
Certificate of Deposit						
INE238A168W5	Axis Bank Limited **	CRISIL A1+	7,000	34,175.47	3.50%	3.70%
INE238A162W8	Axis Bank Limited	CRISIL A1+	5,000	4,875.46	0.50%	3.70%
INE092T16QX5	IDFC First Bank Limited **	CRISIL A1+	500	2,406.40	0.25%	4.12%
Corporate Bond Repo						
Corporate Bond Repo (Counterparty Reliance Industries Limited)				32,633.58	3.34%	
Triparty Repo/ Reverse Repo Instrument						
Triparty Repo				17,672.79	1.81%	
Commercial Paper						
INE516Y14BJ9	Piramal Capital & Housing Finance Limited **	CRISIL A1+	2,000	9,832.18	1.01%	7.00%
INE891K14KQ1	Axis Finance Limited **	CRISIL A1+	1,600	7,931.34	0.81%	3.55%
INE514E14FP3	Export Import Bank of India **	CRISIL A1+	1,000	4,949.88	0.51%	3.36%
INE514E14PQ1	Export Import Bank of India **	CRISIL A1+	1,000	4,949.43	0.51%	3.36%
INE140A14N92	Piramal Enterprises Limited **	CRISIL A1+	1,000	4,915.17	0.50%	7.00%
INE002A14HT6	Reliance Industries Limited	CRISIL A1+	800	3,997.20	0.41%	3.20%
INE763G14KJ5	ICICI Securities Limited **	CRISIL A1+	600	2,966.39	0.30%	3.76%
Treasury Bill						
IN002021Y098	182 Days Tbill		8,45,00,000	83,803.47	8.57%	3.30%
IN002021Y114	182 Days Tbill		3,50,00,000	34,887.40	3.55%	3.30%
IN002021Y106	182 Days Tbill		3,35,00,000	33,202.39	3.40%	3.31%
IN002021Y080	182 Days Tbill		3,25,00,000	32,254.37	3.30%	3.27%
IN002021Y072	182 Days Tbill		2,00,00,000	19,862.48	2.03%	3.24%
IN002021Y023	182 Days Tbill		75,00,000	7,471.83	0.76%	3.20%
Total				3,42,567.23	35.06%	
OTHERS						
Cash/Margin - CCL				12.93	\$0.00%	
Total				12.93	0.00%	
Net Current Assets				9,951.13	0.98%	
GRAND TOTAL				9,77,884.15	100.00%	

** Non Traded Securities/Illiquid Securities
\$ Less Than 0.01% of NAV



Monthly Portfolio Statement as on August 31,2021

ISIN	Name of the Instrument	Industry / Rating	Quantity	Market/Fair Value (Rs. in Lacs)	% to NAV	YIELD
	Money Market Instruments					
	Triparty Repo/ Reverse Repo Instrument					
	Triparty Repo			422.62	100.39%	
	Total			422.62	100.39%	
	Net Current Assets			(1.66)	-0.39%	
	GRAND TOTAL			420.96	100.00%	



ISIN	Name of the Instrument	Industry / Rating	Quantity	Market/Fair Value (Rs. in Lacs)	% to NAV	YIELD
	Money Market Instruments					
	Triparty Repo/ Reverse Repo Instrument					
	Triparty Repo			344.32	100.12%	
	Total			344.32	100.12%	
	Net Current Assets			(0.41)	-0.12%	
	GRAND TOTAL			343.91	100.00%	

Monthly Portfolio Statement as on August 31,2021

ISIN	Name of the Instrument	Industry / Rating	Quantity	Market/Fair Value (Rs. in Lacs)	% to NAV	YIELD
Debt Instruments						
(a) Listed / awaiting listing on Stock Exchange						
Government Securities						
IN2820120060	8.91% State Government Securities	SOVEREIGN	8,35,500	869.55	65.11%	3.93%
IN2920160081	8.27% State Government Securities	SOVEREIGN	1,90,000	196.39	14.70%	4.00%
Non Convertible Debentures						
INE514E08BA7	9.1% Export Import Bank of India **	CRISIL AAA	15	156.06	11.68%	3.74%
INE020B08740	9.35% REC Limited	CRISIL AAA	9	93.69	7.01%	3.90%
Subtotal				1,315.69	98.50%	
(b) Privately placed / Unlisted						
Subtotal				NIL	NIL	NIL
(c) Securitised Debt						
Subtotal				NIL	NIL	NIL
Total				1,315.69	98.50%	
Money Market Instruments						
Triparty Repo Reverse Repo Instrument						
Triparty Repo						
Total				2.78	0.21%	
Net Current Assets				17.10	1.29%	
GRAND TOTAL				1,335.57	100.00%	

** Non Traded Securities/Illiquid Securities



Monthly Portfolio Statement as on August 31,2021

ISIN	Name of the Instrument	Industry / Rating	Quantity	Market/Fair Value (Rs. in Lacs)	% to NAV	YIELD
	Money Market Instruments					
	Triparty Repo/ Reverse Repo Instrument					
	Triparty Repo			7.12	0.25%	
	Total			7.12	0.25%	
	Mutual Fund Units					
INF204K01ZH0	Nippon India Liquid Fund-Direct Growth Plan		54,940.375	2,803.80	99.75%	
	Total			2,803.80	99.75%	
	Net Current Assets			(0.19)	0.00%	
	GRAND TOTAL			2,810.73	100.00%	



Monthly Portfolio Statement as on August 31,2021

ISIN	Name of the Instrument	Industry / Rating	Quantity	Market/Fair Value (Rs. in Lacs)	% to NAV	YIELD
	Money Market Instruments					
	Triparty Repo/ Reverse Repo Instrument					
	Triparty Repo			476.26	100.20%	
	Total			476.26	100.20%	
	Net Current Assets			(0.94)	-0.20%	
	GRAND TOTAL			475.32	100.00%	



Monthly Portfolio Statement as on August 31,2021

ISIN	Name of the Instrument	Industry / Rating	Quantity	Market/Fair Value (Rs. in Lacs)	% to NAV	YIELD
Equity & Equity related						
(a) Listed / awaiting listing on Stock Exchanges						
INE002A01018	Reliance Industries Limited	Petroleum Products	38,00,000	85,809.70	7.78%	
INE397D01024	Bharti Airtel Limited	Telecom - Services	1,20,00,683	79,690.54	7.23%	
INE062A01020	State Bank of India	Banks	1,75,00,000	74,558.75	6.76%	
INE001A01036	Housing Development Finance Corporation Limited	Finance	24,00,315	67,172.82	6.09%	
INE040A01034	HDFC Bank Limited	Banks	41,20,000	65,153.68	5.91%	
INE090A01021	ICICI Bank Limited	Banks	63,03,161	59,703.86	5.42%	
INE060A01027	HCL Technologies Limited	Software	44,00,927	52,032.16	4.72%	
INE018A01030	Larsen & Toubro Limited	Construction Project	28,00,000	46,821.60	4.25%	
INE009A01021	Infosys Limited	Software	26,00,084	44,369.13	4.02%	
INE030A01027	Hindustan Unilever Limited	Consumer Non Durables	14,01,000	38,164.64	3.46%	
INE018E01016	SBI Cards and Payment Services Limited	Finance	32,99,302	37,630.19	3.41%	
INE154A01025	ITC Limited	Consumer Non Durables	1,60,00,000	33,808.00	3.07%	
INE081A01012	Tata Steel Limited	Ferrous Metals	20,00,316	29,009.58	2.63%	
INE733E01010	NTPC Limited	Power	2,50,13,410	29,003.05	2.63%	
INE029A01011	Bharat Petroleum Corporation Limited	Petroleum Products	60,00,000	28,299.00	2.57%	
INE238A01034	Axis Bank Limited	Banks	32,00,080	25,168.63	2.28%	
INE467B01029	Tata Consultancy Services Limited	Software	6,50,000	24,611.93	2.23%	
INE053A01029	The Indian Hotels Company Limited	Leisure Services	1,70,81,100	23,361.86	2.18%	
INE061B01024	Div's Laboratories Limited	Pharmaceuticals	4,50,007	23,286.22	2.11%	
INE123W01016	SBI Life Insurance Company Limited	Insurance	15,00,000	17,880.75	1.62%	
INE044A01036	Sun Pharmaceutical Industries Limited	Pharmaceuticals	20,00,000	15,881.00	1.44%	
INE671A01010	Honeywell Automation India Limited	Industrial Capital Goods	38,420	15,216.20	1.38%	
INE003A01024	Siemens Limited	Industrial Capital Goods	6,46,839	14,698.77	1.33%	
INE180A01020	Max Financial Services Limited	Insurance	13,23,689	14,403.69	1.31%	
INE069F01012	Hindustan Aeronautics Limited	Aerospace & Defense	9,79,997	13,482.80	1.22%	
INE427F01016	Chalet Hotels Limited	Leisure Services	78,30,672	13,382.62	1.21%	
INE239A01016	Nestle India Limited	Consumer Non Durables	64,301	12,517.96	1.14%	
INE114A01011	Steel Authority of India Limited	Ferrous Metals	90,00,000	10,944.00	0.99%	
INE117A01022	ABB India Limited	Industrial Capital Goods	5,00,000	9,478.75	0.86%	
INE152M01016	Triveni Turbine Limited	Industrial Capital Goods	73,00,888	9,425.45	0.85%	
INE090C01036	Tech Mahindra Limited	Software	6,50,000	9,409.75	0.85%	
INE465A01025	Bharat Forge Limited	Industrial Products	10,00,000	7,672.00	0.70%	
INE028A01039	Bank of Baroda	Banks	90,00,000	6,961.50	0.63%	
INE473A01011	Linde India Limited	Chemicals	2,90,000	6,642.60	0.60%	
INE200A01026	GE T&D India Limited	Industrial Capital Goods	45,04,266	6,360.02	0.58%	
INE216A01030	Britannia Industries Limited	Consumer Non Durables	1,50,000	5,996.25	0.54%	
INE795G01014	HDFC Life Insurance Company Limited	Insurance	8,00,000	5,742.00	0.52%	
INE296A01024	Bajaj Finance Limited	Finance	75,000	5,643.38	0.51%	
INE647O01011	Aditya Birla Fashion and Retail Limited	Retailing	26,05,980	5,423.04	0.49%	
INE665L01035	Varroc Engineering Limited	Auto Ancillaries	15,42,416	4,422.88	0.40%	
INE208A01029	Ashok Leyland Limited	Auto	35,00,000	4,296.25	0.39%	
INE280A01028	Titan Company Limited	Consumer Durables	2,00,000	3,843.20	0.35%	
INE258A01016	BEML Limited	Industrial Capital Goods	2,87,505	3,802.11	0.34%	
INE155A01022	Tata Motors Limited	Auto	10,00,000	2,873.00	0.26%	
INE34J01019	WABCO India Limited	Auto Ancillaries	40,000	2,794.72	0.25%	
INE256A01028	Zee Entertainment Enterprises Limited	Entertainment	15,00,000	2,574.75	0.23%	
INE789E01012	JK Paper Limited	Paper	2,68,824	657.14	0.06%	
INE021A01026	Asian Paints Limited	Consumer Non Durables	5,000	160.07	0.01%	
Subtotal				11,00,861.99	99.81%	
(b) UNLISTED				NIL	NIL	NIL
Subtotal				NIL	NIL	NIL
Total				11,00,861.99	99.81%	
Money Market Instruments						
Triparty Repo/ Reverse Repo Instrument						
Triparty Repo				4,741.25	0.43%	
Total				4,741.25	0.43%	
OTHERS						
Cash Margin - Derivatives				0.00	\$0.00%	
Cash Margin - CCL				0.00	\$0.00%	
Total				0.00	0.00%	
Net Current Assets				(3,136.98)	-0.24%	
GRAND TOTAL				11,02,466.26	100.00%	

\$ Less Than 0.01% of NAV



Monthly Portfolio Statement as on August 31,2021

ISIN	Name of the Instrument	Industry / Rating	Quantity	Market/Fair Value (Rs. in Lacs)	% to NAV	YIELD
Equity & Equity related						
(a) Listed / awaiting listing on Stock Exchanges						
INE040A01034	HDFC Bank Limited	Banks	13,660	216.02	6.93%	
INE002A01018	Reliance Industries Limited	Petroleum Products	9,278	209.51	6.72%	
INE001A01036	Housing Development Finance Corporation Limited	Finance	6,604	184.81	5.93%	
INE090A01021	ICICI Bank Limited	Banks	24,764	178.07	5.71%	
INE009A01021	Infosys Limited	Software	10,009	170.80	5.48%	
INE407B01029	Tata Consultancy Services Limited	Software	4,351	164.75	5.25%	
INE015A01030	Larsen & Toubro Limited	Construction Project	7,943	132.82	4.28%	
INE062A01020	State Bank of India	Banks	29,353	125.06	4.01%	
INE397D01024	Bharti Airtel Limited	Telecom - Services	17,378	115.40	3.70%	
INE669C01036	Tech Mahindra Limited	Software	6,634	96.04	3.08%	
INE081A01012	Tata Steel Limited	Ferrous Metals	6,255	90.71	2.91%	
INE101A01026	Mahindra & Mahindra Limited	Auto	10,372	82.28	2.64%	
INE044A01036	Sun Pharmaceutical Industries Limited	Pharmaceuticals	9,590	76.15	2.44%	
INE761H01022	Page Industries Limited	Textile Products	235	74.02	2.37%	
INE038A01020	Hindalco Industries Limited	Non - Ferrous Metals	15,374	72.00	2.31%	
INE018E01016	SBI Cards and Payment Services Limited	Finance	6,093	69.49	2.23%	
INE686F01025	United Breweries Limited	Consumer Non Durables	4,645	68.51	2.20%	
INE020B01018	REC Limited	Finance	42,397	64.32	2.06%	
INE123W01016	SBI Life Insurance Company Limited	Insurance	5,325	63.48	2.04%	
INE047A01021	Grasim Industries Limited	Cement & Cement Products	4,188	62.84	2.01%	
INE414G01012	Muthoo Finance Limited	Finance	4,136	62.62	2.01%	
INE079A01024	Ambuja Cements Limited	Cement & Cement Products	14,848	62.52	2.00%	
INE844O01030	Gujarat Gas Limited	Gas	8,580	62.02	1.99%	
INE298A01020	Cummins India Limited	Industrial Products	5,934	59.29	1.90%	
INE182A01018	Pfizer Limited	Pharmaceuticals	1,032	59.08	1.89%	
INE029A01011	Bharat Petroleum Corporation Limited	Petroleum Products	12,065	56.90	1.82%	
INE749A01030	Jindal Steel & Power Limited	Ferrous Metals	14,682	55.34	1.77%	
INE176B01034	Havells India Limited	Consumer Durables	4,201	53.29	1.71%	
INE259A01022	Colgate Palmolive (India) Limited	Consumer Non Durables	2,927	49.56	1.59%	
INE463A01038	Berger Paints (I) Limited	Consumer Non Durables	5,951	48.85	1.57%	
INE600L01024	Dr. Lal Path Labs Limited	Healthcare Services	1,149	46.55	1.49%	
INE323A01026	Bosch Limited	Auto Ancillaries	331	45.87	1.47%	
INE752E01010	Power Grid Corporation of India Limited	Power	25,699	45.06	1.44%	
INE095A01012	IndusInd Bank Limited	Banks	4,445	44.11	1.41%	
INE028A01039	Bank of Baroda	Banks	40,590	31.40	1.01%	
Subtotal				3,099.54	99.38%	
(b) UNLISTED						
Subtotal				NIL	NIL	NIL
Total				3,099.54	99.38%	
Money Market Instruments						
Triparty Repo/ Reverse Repo Instrument						
Triparty Repo				74.42	2.39%	
Total				74.42	2.39%	
OTHERS						
Cash Margin - CCL				0.00	0.00%	
Total				0.00	0.00%	
Net Current Assets				(55.27)	-1.77%	
GRAND TOTAL				3,118.69	100.00%	

§ Less Than 0.01% of NAV



Monthly Portfolio Statement as on August 31,2021

ISIN	Name of the Instrument	Industry / Rating	Quantity	Market/Fair Value (Rs. in Lacs)	% to NAV	YIELD
Debt Instruments						
(a) Listed / awaiting listing on Stock Exchange						
Government Securities						
IN0020210020	6.64% Government of India	SOVEREIGN	3,03,00,000	29,934.70	22.09%	6.77%
IN0020170026	6.79% Government of India	SOVEREIGN	1,92,50,000	20,020.54	14.77%	5.95%
IN0020190016	7.27% Government of India	SOVEREIGN	1,59,99,600	16,967.54	12.52%	5.75%
IN0020200252	6.67% Government of India	SOVEREIGN	1,15,00,000	10,897.79	8.04%	7.10%
IN0020210012	5.63% Government of India	SOVEREIGN	80,00,000	7,993.03	5.90%	5.65%
IN3120150039	8.22% State Government Securities	SOVEREIGN	60,00,000	6,532.63	4.82%	5.53%
IN0020210095	6.1% Government of India	SOVEREIGN	65,00,000	6,444.85	4.76%	6.22%
IN0020180488	7.32% Government of India	SOVEREIGN	50,00,000	5,324.89	3.93%	4.44%
IN3120200362	6.95% State Government Securities	SOVEREIGN	45,00,000	4,521.64	3.34%	6.88%
IN0020160035	6.97% Government of India	SOVEREIGN	25,00,000	2,622.43	1.94%	5.83%
IN1520170227	8.35% State Government Securities	SOVEREIGN	20,00,000	2,190.06	1.62%	6.53%
IN1920160125	7.50% State Government Securities	SOVEREIGN	20,00,000	2,127.36	1.57%	6.22%
IN0020190396	6.18% Government of India	SOVEREIGN	20,00,000	2,078.50	1.53%	4.83%
IN3120161424	7.62% State Government Securities	SOVEREIGN	10,00,000	1,065.14	0.79%	6.22%
IN0020190362	6.45% Government of India	SOVEREIGN	10,00,000	1,012.09	0.75%	6.26%
IN0020150044	8.13% Government of India	SOVEREIGN	5,00,000	562.29	0.41%	7.04%
IN0020180025	7.37% Government of India	SOVEREIGN	5,20,100	546.35	0.40%	4.12%
IN0020200096	6.10% Government of India	SOVEREIGN	4,71,300	446.40	0.33%	6.16%
IN0020180454	7.26% Government of India	SOVEREIGN	3,96,700	420.11	0.31%	6.25%
IN0020060045	8.33% Government of India	SOVEREIGN	3,30,000	377.54	0.28%	6.77%
IN0020170042	6.68% Government of India	SOVEREIGN	1,00,000	101.89	0.08%	6.42%
IN1320190227	6.92% State Government Securities	SOVEREIGN	83,400	83.47	0.06%	6.91%
IN0020150051	7.73% Government of India	SOVEREIGN	47,600	51.57	0.04%	6.77%
IN0020200070	5.73% Government of India	SOVEREIGN	41,800	40.36	0.03%	6.31%
Subtotal				1,22,366.18	90.31%	
(b) Privately placed / Unlisted				NIL	NIL	NIL
Subtotal				NIL	NIL	NIL
(c) Securitised Debt						
Subtotal				NIL	NIL	
Total				1,22,366.18	90.31%	
Derivatives						
Interest Rate Swaps						
Interest Rate Swaps Pay Fix Receive Floating (02/08/2026) (FV 5000 Lacs)				(21.45)	-0.02%	
Total				(21.45)	-0.02%	
Money Market Instruments						
Triparty Repo/ Reverse Repo Instrument						
Triparty Repo				9,116.87	6.73%	
Total				9,116.87	6.73%	
OTHERS						
Cash Margin - CCL				14.60	0.01%	
Total				14.60	0.01%	
Net Current Assets				4,940.43	2.97%	
GRAND TOTAL				1,35,515.63	100.00%	



Monthly Portfolio Statement as on August 31,2021

ISIN	Name of the Instrument	Industry / Rating	Quantity	Market/Fair Value (Rs. in Lacs)	% to NAV	YIELD
Equity & Equity related						
(a) Listed / awaiting listing on Stock Exchanges						
INE002A01018	Reliance Industries Limited	Petroleum Products	1,73,884	3,926.56	9.80%	
INE004A01034	HDFC Bank Limited	Banks	2,34,707	3,711.66	9.26%	
INE009A01021	Infosys Limited	Software	1,99,387	3,402.44	8.49%	
INE001A01036	Housing Development Finance Corporation Limited	Finance	96,964	2,713.54	6.77%	
INE090A01021	ICICI Bank Limited	Banks	3,72,423	2,677.91	6.68%	
INE487B01029	Tata Consultancy Services Limited	Software	55,704	2,109.20	5.25%	
INE237A01028	Kotak Mahindra Bank Limited	Banks	78,897	1,383.82	3.45%	
INE030A01027	Hindustan Unilever Limited	Consumer Non Durables	48,019	1,308.09	3.26%	
INE238A01034	Axis Bank Limited	Banks	1,38,472	1,089.08	2.72%	
INE018A01030	Larsen & Toubro Limited	Construction Project	64,967	1,086.38	2.71%	
INE296A01024	Bajaj Finance Limited	Finance	14,284	1,074.80	2.68%	
INE154A01025	ITC Limited	Consumer Non Durables	4,70,018	983.15	2.48%	
INE026A01020	State Bank of India	Banks	2,06,304	879.34	2.19%	
INE397D01024	Bharti Airtel Limited	Telecom - Services	1,27,011	843.42	2.10%	
INE021A01026	Asian Paints Limited	Consumer Non Durables	24,246	776.20	1.94%	
INE860A01027	HCL Technologies Limited	Software	58,379	690.21	1.72%	
INE081A01012	Tata Steel Limited	Ferrous Metals	42,034	609.60	1.52%	
INE018A01018	Bajaj Finserv Limited	Insurance	3,252	557.88	1.39%	
INE075A01022	Wipro Limited	Software	79,565	509.97	1.27%	
INE585B01010	Maruti Suzuki India Limited	Auto	7,148	489.36	1.22%	
INE481G01011	UltraTech Cement Limited	Cement & Cement Products	6,210	486.40	1.21%	
INE699C01036	Tech Mahindra Limited	Software	33,353	482.83	1.20%	
INE044A01036	Sun Pharmaceutical Industries Limited	Pharmaceuticals	58,069	481.10	1.15%	
INE280A01028	Titan Company Limited	Consumer Durables	22,441	431.23	1.08%	
INE101A01026	Mahindra & Mahindra Limited	Auto	51,484	408.42	1.02%	
INE239A01016	Nestle India Limited	Consumer Non Durables	1,919	373.59	0.93%	
INE038A01020	Hindalco Industries Limited	Non - Ferrous Metals	78,548	367.84	0.92%	
INE019A01038	JSW Steel Limited	Ferrous Metals	52,001	357.56	0.89%	
INE361B01024	Div's Laboratories Limited	Pharmaceuticals	6,853	354.55	0.88%	
INE752E01010	Power Grid Corporation of India Limited	Power	1,83,826	322.34	0.80%	
INE95A01012	Industrial Bank Limited	Banks	32,463	322.16	0.80%	
INE795G01014	HDFC Life Insurance Company Limited	Insurance	44,590	320.04	0.80%	
INE047A01021	Grasim Industries Limited	Cement & Cement Products	20,528	308.00	0.77%	
INE089A01023	Dr. Reddy's Laboratories Limited	Pharmaceuticals	6,531	307.22	0.77%	
INE73E01010	NTPC Limited	Power	2,55,539	296.30	0.74%	
INE742F01042	Adani Ports and Special Economic Zone Limited	Transportation	39,532	295.82	0.74%	
INE123W01016	SBI Life Insurance Company Limited	Insurance	23,867	282.12	0.70%	
INE192A01025	Tata Consumer Products Limited	Consumer Non Durables	32,216	278.85	0.70%	
INE155A01022	Tata Motors Limited	Auto	96,430	277.04	0.69%	
INE917B01010	Bajaj Auto Limited	Auto	7,003	261.06	0.65%	
INE059A01026	Cipla Limited	Pharmaceuticals	27,330	259.03	0.65%	
INE216A01030	Britannia Industries Limited	Consumer Non Durables	6,348	253.76	0.63%	
INE029A01011	Bharat Petroleum Corporation Limited	Petroleum Products	50,167	236.61	0.59%	
INE213A01029	OIL & Natural Gas Corporation Limited	Oil	1,96,213	236.53	0.59%	
INE628A01036	UPL Limited	Pesticides	29,586	219.31	0.55%	
INE070A01015	Shree Cement Limited	Cement & Cement Products	718	203.11	0.51%	
INE066A01021	Eicher Motors Limited	Auto	7,499	200.92	0.50%	
INE158A01026	Hero MotoCorp Limited	Auto	6,984	191.49	0.48%	
INE522F01014	Coal India Limited	Minerals/Mining	1,12,691	194.36	0.41%	
INE242A01010	Indian Oil Corporation Limited	Petroleum Products	1,36,795	151.54	0.38%	
	Subtotal			39,943.14	99.64%	
(b) UNLISTED						
	Subtotal			0.00	0.00%	
	Total			39,943.14	99.64%	
Money Market Instruments						
Triparty Repo/ Reverse Repo Instrument						
	Triparty Repo			152.65	0.38%	
	Total			152.65	0.38%	
OTHERS						
	Cash Margin - CCL			0.00	0.00%	
	Total			0.00	0.00%	
	Net Current Assets			(23.43)	0.02%	
	GRAND TOTAL			40,072.36	100.00%	

This is with reference to Gazette notification (Reference no. G.S.R.174(E)) issued by Ministry of Finance on 13th March 2020, for Yes Bank Limited reconstruction scheme, 2020. As per point 3(8)(a) of the notification, there shall be a lock-in period of three years from the commencement of the above said scheme to the extent of 75% of shares held by existing shareholders on the date of commencement of the scheme which came into force from March 13,2020.

Taking into account the above development, the valuation committee of Nippon India Mutual Fund has decided to markdown the 75% locked-in shares of YES Bank to ZERO, as on March 16, 2020.

For any future distribution of realised proceeds of these locked-in YES Bank shares to the underlying unitholders, following Reconstituted Portfolio was created

ISIN	Name of the Instrument	Industry / Rating	Quantity	Market/Fair Value (Rs. in Lacs)	% to NAV
Equity & Equity related					
(a) Listed / awaiting listing on Stock Exchanges					
INE528G01035	Yes Bank Limited	Banks	55578	0	0.00%
	Total			0	0.00%
	Net Current Assets			0	0.00%
	GRAND TOTAL			0	0.00%

\$ Less Than 0.01% of NAV



\$ Less Than 0.01% of NAV



Monthly Portfolio Statement as on August 31,2021

ISIN	Name of the Instrument	Industry / Rating	Quantity	Market/Fair Value (Rs. in Lacs)	% to NAV	YIELD
Equity & Equity related						
(a) Listed / awaiting listing on Stock Exchanges						
INE002A01018	Reliance Industries Limited	Petroleum Products	97,124	2,194.32	11.55%	
INE040A01034	HDFC Bank Limited	Banks	1,22,601	1,938.93	10.21%	
INE009A01021	Infosys Limited	Software	1,10,076	1,875.86	9.87%	
INE001A01036	Housing Development Finance Corporation Limited	Finance	54,191	1,516.83	7.98%	
INE090A01021	ICICI Bank Limited	Banks	2,07,853	1,494.15	7.86%	
INE487B01029	Tata Consultancy Services Limited	Software	31,114	1,178.15	6.20%	
INE030A01027	Hindustan Unilever Limited	Consumer Non Durables	26,821	730.40	3.84%	
INE237A01028	Kotak Mahindra Bank Limited	Banks	39,293	689.38	3.63%	
INE238A01034	Axis Bank Limited	Banks	79,157	622.49	3.28%	
INE018A01030	Larsen & Toubro Limited	Construction Project	36,286	606.48	3.19%	
INE296A01024	Bajaj Finance Limited	Finance	7,978	599.94	3.16%	
INE154A01025	ITC Limited	Consumer Non Durables	2,82,532	554.60	2.92%	
INE062A01020	State Bank of India	Banks	1,15,282	491.10	2.58%	
INE397D01024	Bharti Airtel Limited	Telecom - Services	72,592	481.79	2.54%	
INE021A01026	Asian Paints Limited	Consumer Non Durables	13,543	433.48	2.28%	
INE860A01027	HCL Technologies Limited	Software	32,608	385.25	2.03%	
INE081A01012	Tata Steel Limited	Ferrous Metals	23,479	340.46	1.79%	
INE918A01018	Bajaj Finserv Limited	Insurance	1,817	311.33	1.64%	
INES85B01010	Maruti Suzuki India Limited	Auto	3,969	273.29	1.44%	
INE481G01011	UltraTech Cement Limited	Cement & Cement Products	3,469	271.76	1.43%	
INE696C01036	Tech Mahindra Limited	Software	18,620	269.49	1.42%	
INE044A01036	Sun Pharmaceutical Industries Limited	Pharmaceuticals	32,433	257.57	1.36%	
INE280A01028	Titan Company Limited	Consumer Durables	12,535	240.83	1.27%	
INE101A01026	Mahindra & Mahindra Limited	Auto	28,758	228.05	1.20%	
INE239A01016	Nestle India Limited	Consumer Non Durables	1,072	208.59	1.10%	
INE752E01010	Power Grid Corporation of India Limited	Power	1,02,677	180.35	0.95%	
INE095A01012	IndusInd Bank Limited	Banks	17,427	173.14	0.91%	
INE089A01023	Dr. Reddy's Laboratories Limited	Pharmaceuticals	3,647	171.50	0.90%	
INE733E01010	NTPC Limited	Power	1,42,733	165.50	0.87%	
INE917B01010	Bajaj Auto Limited	Auto	3,912	145.75	0.77%	
	Subtotal			19,030.76	100.17%	
	(b) UNLISTED			NIL	NIL	NIL
	Subtotal			NIL	NIL	NIL
	Total			19,030.76	100.17%	
	Money Market Instruments					
	Triparty Repo/ Reverse Repo Instrument					
	Triparty Repo			178.22	0.94%	
	Total			178.22	0.94%	
	OTHERS					
	Cash Margin - CCL			0.00	0.00%	
	Total			0.00	0.00%	
	Net Current Assets			(210.27)	-1.11%	
	GRAND TOTAL			18,998.71	100.00%	

\$ Less Than 0.01% of NAV



Short	Piramal Enterprises Limited_30/09/2021	Finance	66000	1,725.90	0.13%
Short	Max Financial Services Limited_30/09/2021	Insurance	156000	1,699.15	0.13%
Short	Coal India Limited_30/09/2021	Minerals/Mining	1188600	1,698.51	0.13%
Short	Indian Railway Catering And Tourism Corporation Limited_30/09/2021	Transportation	61100	1,683.03	0.13%
Short	Muthoot Finance Limited_30/09/2021	Finance	108750	1,652.46	0.13%
Short	PI Industries Limited_30/09/2021	Pesticides	46750	1,590.93	0.12%
Short	Hero MotoCorp Limited_30/09/2021	Auto	57600	1,580.31	0.12%
Short	RBL Bank Limited_30/09/2021	Banks	951200	1,578.04	0.12%
Short	Reliance Industries Limited_28/10/2021	Petroleum Products	65250	1,483.36	0.11%
Short	Bosch Limited_30/09/2021	Auto Ancillaries	10400	1,446.84	0.11%
Short	Bharat Electronics Limited_30/09/2021	Aerospace & Defense	737200	1,374.88	0.11%
Short	MRF Limited_30/09/2021	Auto Ancillaries	1660	1,324.41	0.10%
Short	The Federal Bank Limited_30/09/2021	Banks	1600000	1,303.20	0.10%
Short	Balkrishna Industries Limited_30/09/2021	Auto Ancillaries	50800	1,166.95	0.09%
Short	Trent Limited_30/09/2021	Retailing	109475	1,105.20	0.09%
Short	Escorts Limited_30/09/2021	Auto	81400	1,099.35	0.08%
Short	Motherhood Sumi Systems Limited_30/09/2021	Auto Ancillaries	469000	1,018.67	0.08%
Short	City Union Bank Limited_30/09/2021	Banks	660300	1,002.67	0.08%
Short	Page Industries Limited_30/09/2021	Textile Products	2970	936.83	0.07%
Short	Siemens Limited_30/09/2021	Industrial Capital Goods	40700	927.47	0.07%
Short	Volta Limited_30/09/2021	Consumer Durables	91500	914.13	0.07%
Short	Mahindra & Mahindra Limited_30/09/2021	Auto	107100	851.18	0.07%
Short	Torrent Pharmaceuticals Limited_30/09/2021	Pharmaceuticals	27250	848.99	0.07%
Short	Berger Paints (I) Limited_30/09/2021	Consumer Non Durables	97900	804.10	0.06%
Short	HDFC Bank Limited_30/09/2021	Banks	49500	783.36	0.06%
Short	Tata Consumer Products Limited_30/09/2021	Consumer Non Durables	89100	771.34	0.06%
Short	Exide Industries Limited_30/09/2021	Auto Ancillaries	424800	687.75	0.05%
Short	Cholamandalam Investment and Finance Company Limited_30/09/2021	Finance	120000	665.28	0.05%
Short	Bajaj Finserv Limited_30/09/2021	Insurance	3825	655.83	0.05%
Short	The Ramco Cements Limited_30/09/2021	Cement & Cement Products	61200	618.98	0.05%
Short	Tech Mahindra Limited_30/09/2021	Software	42000	609.15	0.05%
Short	Vodafone Idea Limited_30/09/2021	Telecom - Services	9450000	585.90	0.05%
Short	Britannia Industries Limited_30/09/2021	Consumer Non Durables	13000	518.06	0.04%
Short	Bata India Limited_30/09/2021	Consumer Durables	28600	508.57	0.04%
Short	Alembic Pharmaceuticals Limited_30/09/2021	Pharmaceuticals	65450	492.25	0.04%
Short	Pdillite Industries Limited_30/09/2021	Chemicals	20500	468.82	0.04%
Short	Marico Limited_30/09/2021	Consumer Non Durables	86000	468.49	0.04%
Short	The Indian Hotels Company Limited_30/09/2021	Leisure Services	323700	455.93	0.04%
Short	ICIIC Lombard General Insurance Company Limited_30/09/2021	Insurance	26775	427.53	0.03%
Short	Titan Company Limited_30/09/2021	Consumer Durables	19125	367.86	0.03%
Short	Pfizer Limited_30/09/2021	Pharmaceuticals	5500	316.12	0.02%
Short	Strides Pharma Science Limited_30/09/2021	Pharmaceuticals	48600	299.35	0.02%
Short	IDFC First Bank Limited_30/09/2021	Banks	693500	298.21	0.02%
Short	ACC Limited_30/09/2021	Cement & Cement Products	11000	265.56	0.02%
Short	Coforge Limited_30/09/2021	Software	4600	240.46	0.02%
Short	MindTree Limited_30/09/2021	Software	6000	218.41	0.02%
Short	Hindustan Aeronautics Limited_30/09/2021	Aerospace & Defense	12350	170.44	0.01%
Short	ICIIC Prudential Life Insurance Company Limited_30/09/2021	Insurance	13500	89.24	0.01%
Short	Polycab India Limited_30/09/2021	Industrial Products	3600	74.79	0.01%
Short	Indus Towers Limited_30/09/2021	Telecom - Services	28000	60.48	\$0.00%
Short	TVS Motor Company Limited_30/09/2021	Auto	9800	51.49	\$0.00%
Short	Gujarat Gas Limited_30/09/2021	Gas	6250	45.18	\$0.00%
Short	PVR Limited_30/09/2021	Entertainment	2442	32.56	\$0.00%
Short	Astral Limited_30/09/2021	Industrial Products	825	16.87	\$0.00%
Short	Coromandel International Limited_30/09/2021	Fertilisers	1875	14.87	\$0.00%



Monthly Portfolio Statement as on August 31,2021

ISIN	Name of the Instrument	Industry / Rating	Quantity	Market/Fair Value (Rs. in Lacs)	% to NAV	YIELD
	Money Market Instruments					
	Triparty Repo/ Reverse Repo Instrument					
	Triparty Repo			399.49	0.29%	
	Total			399.49	0.29%	
	Exchange Traded Funds					
INF204KB1715	Nippon India ETF Gold Bees		34,05,39,905	1,39,042.44	99.97%	
	Total			1,39,042.44	99.97%	
	OTHERS					
	Cash Margin - CCL			0.00	\$0.00%	
	Total			0.00	0.00%	
	Net Current Assets			(389.29)	-0.26%	
	GRAND TOTAL			1,39,082.64	100.00%	

§ Less Than 0.01% of NAV



Monthly Portfolio Statement as on August 31,2021

ISIN	Name of the Instrument	Industry / Rating	Quantity	Market/Fair Value (Rs. in Lacs)	% to NAV	YIELD
Equity & Equity related						
(a) Listed / awaiting listing on Stock Exchanges						
INE030A01027	Hindustan Unilever Limited	Consumer Non Durables	9,289	253.04	10.17%	
INE154A01025	ITC Limited	Consumer Non Durables	1,10,932	234.40	9.42%	
INE397D01024	Bharti Airtel Limited	Telecom - Services	34,628	229.95	9.24%	
INE021A01026	Asian Paints Limited	Consumer Non Durables	6,611	211.64	8.50%	
INE585B01010	Maruti Suzuki India Limited	Auto	1,949	133.43	5.36%	
INE203A01028	Titan Company Limited	Consumer Durables	6,118	117.56	4.72%	
INE101A01026	Mahindra & Mahindra Limited	Auto	14,035	111.34	4.47%	
INE239A01016	Nestle India Limited	Consumer Non Durables	522	101.62	4.06%	
INE192R01011	Avenue Supermarts Limited	Retailing	2,184	86.37	3.47%	
INE192A01025	Tata Consumer Products Limited	Consumer Non Durables	8,783	75.97	3.05%	
INE437A01024	Apollo Hospitals Enterprise Limited	Healthcare Services	1,477	73.40	2.95%	
INE917D01010	Bajaj Auto Limited	Auto	1,909	71.16	2.86%	
INE863F01024	Info Edge (India) Limited	Retailing	1,132	69.98	2.81%	
INE216A01030	Brihannia Industries Limited	Consumer Non Durables	1,730	69.16	2.78%	
INE102D01028	Godrej Consumer Products Limited	Consumer Non Durables	5,548	60.99	2.45%	
INE066A01021	Eicher Motors Limited	Auto	2,045	54.79	2.20%	
INE016A01026	Dabur India Limited	Consumer Non Durables	8,555	53.17	2.14%	
INE158A01026	Hero MotoCorp Limited	Auto	1,904	52.20	2.10%	
INE176B01034	Havells India Limited	Consumer Durables	3,673	46.59	1.87%	
INE797F01012	Jubilant Foodworks Limited	Leisure Services	1,122	44.82	1.80%	
INE196A01026	Marico Limited	Consumer Non Durables	7,574	41.24	1.66%	
INE299U01018	Crompton Greaves Consumer Electricals Limited	Consumer Durables	8,652	40.96	1.65%	
INE226A01021	Voltas Limited	Consumer Durables	3,396	33.82	1.36%	
INE259A01022	Colgate Palmolive (India) Limited	Consumer Non Durables	1,954	33.09	1.33%	
INE849A01020	Trent Limited	Retailing	3,284	33.07	1.33%	
INE854D01024	United Spirits Limited	Consumer Non Durables	4,367	31.23	1.25%	
INE463A01038	Berger Paints (I) Limited	Consumer Non Durables	3,560	29.22	1.17%	
INE761H01022	Page Industries Limited	Textile Products	86	27.09	1.09%	
INE646L01027	InterGlobe Aviation Limited	Transportation	1,410	26.85	1.08%	
INE256A01028	Zee Entertainment Enterprises Limited	Entertainment	13,520	23.21	0.93%	
Subtotal				2,471.36	99.29%	
(b) UNLISTED				NIL	NIL	NIL
Subtotal				NIL	NIL	NIL
Total				2,471.36	99.29%	
Money Market Instruments						
Triparty Repo/ Reverse Repo Instrument						
Triparty Repo				50.29	2.02%	
Total				50.29	2.02%	
OTHERS						
Cash Margin - CCL				0.00	0.00%	
Total				0.00	0.00%	
Net Current Assets				(33.15)	-1.31%	
GRAND TOTAL				2,488.50	100.00%	

§ Less Than 0.01% of NAV

Aggregate value of investments made by other schemes of Nippon India Mutual Fund are amounting to Rs 984.92 Lacs.



Monthly Portfolio Statement as on August 31,2021

ISIN	Name of the Instrument	Industry / Rating	Quantity	Market/Fair Value (Rs. in Lacs)	% to NAV	YIELD
Equity & Equity related						
(a) Listed / awaiting listing on Stock Exchanges						
INE467B01029	Tata Consultancy Services Limited	Software	929	35.18	10.83%	
INE030A01027	Hindustan Unilever Limited	Consumer Non Durables	1,236	33.67	10.37%	
INE009A01021	Infosys Limited	Software	1,893	32.30	9.95%	
INE018A01030	Larsen & Toubro Limited	Construction Project	1,821	30.45	9.38%	
INE154A01025	IITC Limited	Consumer Non Durables	13,172	27.83	8.57%	
INE081A01012	Tata Steel Limited	Ferrous Metals	1,178	17.06	5.26%	
INE69C01036	Tech Mahindra Limited	Software	935	13.54	4.17%	
INE239A01016	Nestle India Limited	Consumer Non Durables	54	10.51	3.24%	
INE752E01010	Power Grid Corporation of India Limited	Power	5,152	9.03	2.78%	
INE732E01010	NTPC Limited	Power	7,162	8.30	2.56%	
INE917B01010	Bajaj Auto Limited	Auto	196	7.31	2.25%	
INE216A01039	Britannia Industries Limited	Consumer Non Durables	178	7.12	2.19%	
INE029A01011	Bharat Petroleum Corporation Limited	Petroleum Products	1,406	6.83	2.04%	
INE213A01029	Oil & Natural Gas Corporation Limited	Oil	5,499	6.63	2.04%	
INE158A01026	Hero MotoCorp Limited	Auto	196	5.37	1.66%	
INE079A01024	Ambuja Cements Limited	Cement & Cement Products	1,107	4.66	1.44%	
INE522F01014	Coal India Limited	Minerals/Mining	3,158	4.61	1.42%	
INE129A01019	GAIL (India) Limited	Gas	2,677	3.91	1.20%	
INE356A01018	Mphasis Limited	Software	124	3.59	1.11%	
INE018B01017	MindTree Limited	Software	97	3.52	1.08%	
INE259A01022	Colgate Palmolive (India) Limited	Consumer Non Durables	201	3.40	1.05%	
INE263A01024	Bharat Electronics Limited	Aerospace & Defense	1,800	3.36	1.03%	
INE254A01021	Tata Power Company Limited	Power	2,553	3.29	1.01%	
INE584A01023	NMDC Limited	Minerals/Mining	1,723	2.85	0.82%	
INE121J01017	Indus Towers Limited	Telecom - Services	1,219	2.63	0.81%	
INE347G01014	Petronet LNG Limited	Gas	1,130	2.57	0.79%	
INE094A01015	Hindustan Petroleum Corporation Limited	Petroleum Products	962	2.56	0.79%	
INE414G01012	Muthoot Finance Limited	Finance	163	2.47	0.76%	
INE134E01011	Power Finance Corporation Limited	Finance	1,751	2.26	0.70%	
INE020B01018	REC Limited	Finance	1,399	2.12	0.65%	
INE299A01020	Cummins India Limited	Industrial Products	205	2.05	0.63%	
INE548C01032	Emami Limited	Consumer Non Durables	308	1.84	0.57%	
INE066F01012	Hindustan Aeronautics Limited	Aerospace & Defense	126	1.73	0.53%	
INE881D01027	Oracle Financial Services Software Limited	Software	35	1.64	0.51%	
INE736A01011	Central Depository Services (India) Limited	Capital Markets	126	1.50	0.46%	
INE182A01018	Pfizer Limited	Pharmaceuticals	23	1.32	0.41%	
INE059A01010	Sandoz India Limited	Pharmaceuticals	14	1.26	0.39%	
INE139A01034	National Aluminium Company Limited	Non - Ferrous Metals	1,356	1.23	0.38%	
INE267A01025	Hindustan Zinc Limited	Non - Ferrous Metals	382	1.23	0.38%	
INE813H01021	Torrent Power Limited	Power	254	1.22	0.38%	
INE136B01020	Cyient Limited	Software	121	1.21	0.37%	
INE148B01020	Indiabulls Housing Finance Limited	Finance	523	1.17	0.36%	
INE745C01035	Multi Commodity Exchange of India Limited	Capital Markets	77	1.17	0.36%	
INE002S01010	Mahanagar Gas Limited	Gas	86	0.99	0.30%	
INE763G01038	ICICI Securities Limited	Capital Markets	122	0.88	0.27%	
INE118H01025	BSE Limited	Capital Markets	68	0.81	0.25%	
INE486A01013	CESC Limited	Power	100	0.80	0.25%	
INE085A01013	Chambal Fertilizers & Chemicals Limited	Fertilisers	245	0.79	0.24%	
INE424H01027	Sun TV Network Limited	Entertainment	149	0.71	0.22%	
INE089C01029	Sterile Technologies Limited	Telecom - Services	275	0.71	0.22%	
	Subtotal			322.81	99.43%	
	(b) UNLISTED			NIL	NIL	NIL
	Subtotal			NIL	NIL	NIL
	Total			322.81	99.43%	
	Money Market Instruments					
	Triparty Repo/ Reverse Repo Instrument					
	Triparty Repo			2.42	0.74%	
	Total			2.42	0.74%	
	OTHERS					
	Cash Margin - CCL			0.00	\$0.00%	
	Total			0.00	0.00%	
	Net Current Assets			(0.55)	-0.17%	
	GRAND TOTAL			324.68	100.00%	

\$ Less Than 0.01% of NAV



Monthly Portfolio Statement as on August 31,2021

ISIN	Name of the Instrument	Industry / Rating	Quantity	Market/Fair Value (Rs. in Lacs)	% to NAV	YIELD
Debt Instruments						
(a) Listed / awaiting listing on Stock Exchange						
Government Securities						
IN0020190016	7.27% Government of India	SOVEREIGN	15,00,000	1,590.75	5.81%	5.75%
IN1520190043	7.89% State Government Securities	SOVEREIGN	10,00,000	1,078.50	3.94%	5.52%
IN0020210012	5.63% Government of India	SOVEREIGN	8,51,700	850.96	3.11%	5.65%
Non Convertible Debentures						
INE134E09K06	6.83% Power Finance Corporation Limited **	CRISIL AAA	150	1,553.94	5.68%	4.49%
INE261F08CUC8	5.44% National Bank For Agriculture and Rural Development	ICRA AAA	150	1,518.57	5.55%	4.87%
INE507T07062	6.59% Summit Digital Infrastructure Private Limited	CRISIL AAA	150	1,498.50	5.47%	6.78%
INE128M08011	9.81% L&T Metro Rail (Hyderabad) Limited **	ICRA AAA(CE)	100	1,103.09	4.03%	6.79%
INE062A08165	8.9% State Bank of India **	CRISIL AAA	100	1,081.22	3.95%	7.39%
INE941D07133	8.45% Sikka Ports and Terminals Limited	CRISIL AAA	100	1,063.64	3.88%	4.62%
INE020B08CK8	6.88% REC Limited**	CRISIL AAA	100	1,040.50	3.80%	5.58%
INE540P07079	8.97% U.P. Power Corporation Limited **	FITCH AA(CE)	100	1,037.66	3.70%	7.19%
INE219X07124	7.25% India Grid Trust Invt Fund **	FITCH AAA	100	1,026.37	3.75%	6.40%
INE721A08DC8	10.25% Shriram Transport Finance Company Limited	CRISIL AA+	100	1,026.29	3.75%	9.52%
INE233A08048	6.92% Godrej Industries Limited **	CRISIL AA	100	1,018.00	3.72%	6.35%
INE309O08015	5.35% Telesonic Networks Limited **	CRISIL AA	100	1,004.80	3.67%	5.05%
INE343S08018	6% Bharati Hexacom Limited **	CRISIL AA	100	1,004.61	3.67%	5.77%
INE790Z07048	6.5% Indira Trust **	CRISIL AAA	100	1,002.10	3.66%	6.26%
INE516Y07386	8.35% Piramal Capital & Housing Finance Limited **	ICRA AA	1,00,000	999.93	3.65%	8.36%
INE020B08AY3	8.01% REC Limited	CRISIL AAA	50	535.93	1.96%	6.75%
INE103D08021	6.79% Bharat Sanchar Nigam Limited **	CRISIL AAA(CE)	50	495.80	1.81%	7.03%
Zero Coupon Bonds						
INE265J07274	JM Financial Asset Reconstruction Company Limited **	ICRA AA-	2	26.85	0.10%	6.71%
				21,558.04	78.75%	
(b) Privately placed / Unlisted						
Subtotal				NIL	NIL	NIL
(c) Securitized Debt						
Subtotal				NIL	NIL	NIL
Total				21,558.04	78.75%	
Money Market Instruments						
Triparty Repo Reverse Repo Instrument						
Triparty Repo						
Total				543.08	1.98%	
				543.08	1.98%	
OTHERS						
Cash Margin - CCL						
Total				4.23	0.02%	
				4.23	0.02%	
Net Current Assets				5,273.56	19.25%	
GRAND TOTAL				27,378.91	100.00%	

Security defaulted beyond its maturity date as on 31st August 2021 (forming part of net current assets) is as follows :

ISIN	Name of the Instrument	Value of security considered under Net Current Assets (Rs. In Lakhs)	% of Value of security considered under Net Current Assets to Net Assets	Total amount due including interest (Rs. In Lakhs)

Disclosure of Yield to Call

isin_code	security_name	Yield to Call
INE062A08165	8.9% SBI SBI III Tier2 NCD (M2/11/2028) CALL2/11/23	4.85%

** Non Traded Securities/Illiquid Securities
Securities classified as below investment grade or default

Nippon India Mutual Fund has segregated securities of Vodafone Idea Limited (VIL) from portfolio of the scheme due to some adverse developments and rating downgrade by CARE to BB- on Feb 17, 2020

NIPPON INDIA STRATEGIC DEBT FUND-SEGREGATED PORTFOLIO 1

ISIN	Name of the Instrument	Industry / Rating	Quantity	Market/Fair Value (Rs. in Lacs)	% to NAV	YIELD
Debt Instruments						
(a) Listed / awaiting listing on Stock Exchange						
Non Convertible Debentures						
INE669E08284	8.04% Vodafone Idea Limited **#	CARE B-	226	554.78	93.62%	
Subtotal				554.78	93.62%	
(b) Privately placed / Unlisted						
Subtotal				NIL	NIL	
(c) Securitized Debt						
Subtotal				NIL	NIL	
Total				554.78	93.62%	
Net Current Assets				37.81	6.38%	
GRAND TOTAL				592.59	100.00%	

Securities classified as below investment grade or default
** Non Traded Securities/Illiquid Securities

Nippon India Mutual Fund has segregated debt securities of Yes Bank Limited from portfolio of the scheme due to rating downgrade by ICRA to "D" on March 6, 2020.

NIPPON INDIA STRATEGIC DEBT FUND-SEGREGATED PORTFOLIO 2

ISIN	Name of the Instrument	Industry / Rating	Quantity	Market/Fair Value (Rs. in Lacs)	% to NAV	YIELD
Debt Instruments						
(a) Listed / awaiting listing on Stock Exchange						
Non Convertible Debentures						
INE529G08352	9.5% Yes Bank Limited **#	ICRA D	320	0.00	0.00%	
INE529G08394	9% Yes Bank Limited **#	ICRA D	5,700	0.00	0.00%	
Subtotal				0.00	0.00%	
(b) Privately placed / Unlisted						
Subtotal				NIL	NIL	
(c) Securitized Debt						
Subtotal				NIL	NIL	
Total				0.00	0.00%	
Net Current Assets				0.00	100.00%	
GRAND TOTAL				0.00	100.00%	

Securities classified as below investment grade or default
** Non Traded Securities/Illiquid Securities
\$ Less Than 0.01% of NAV



Monthly Portfolio Statement as on August 31,2021

ISIN	Name of the Instrument	Industry / Rating	Quantity	Market/Fair Value (Rs. in Lacs)	% to NAV	YIELD
Equity & Equity related						
(a) Listed Foreign Securities/Overseas ETFs						
JP3481800005	Daikin Industries Ltd	Building Products	4,500	821.33	3.89%	
JP3970300004	Recruit Holdings Co Ltd	Human Resource & Employment Services	17,500	757.58	3.59%	
JP3165700000	NTT Data Corporation	IT Consulting & Other Services	56,300	742.79	3.52%	
JP3689050007	Nihon M&A Center Inc	Research & Consulting Services	32,900	720.89	3.41%	
JP3197800000	Omron Corporation Ord	Electronic Components	10,400	718.96	3.40%	
JP3357200009	Shimadzu Corporation	Electronic Equipment & Instruments	21,700	713.22	3.38%	
JP3637300009	Trend Micro Inc	Systems Software	17,100	686.73	3.25%	
JP3200450009	Orix Corporation	Other Diversified Financial Services	49,700	679.05	3.22%	
JP3734800000	Nidec Corporation	Electrical Components & Equipment	8,000	672.39	3.18%	
JP3371200001	Shin Etsu Chemical Co	Specialty Chemicals	5,500	666.85	3.16%	
JP3116000005	Asahi Group Holdings Ltd	Brewers	19,400	660.75	3.13%	
JP3571400005	Tokyo Electron Ltd	Semiconductor Equipment	2,100	660.70	3.13%	
JP3219000001	Kamigumi Co Ltd	Marine Ports & Services	41,700	660.42	3.13%	
JP3254200003	Kyowa Exeo Corp	Construction & Engineering	35,800	658.54	3.12%	
JP3435000009	Sony Corp	Consumer Electronics	8,600	650.66	3.08%	
JP3143600009	Itochu Corporation	Trading Companies & Distributors	29,500	650.51	3.08%	
JP3914400001	Murata Manufacturing Co Ltd	Electronic Components	10,700	649.84	3.08%	
JP3789600009	Hitachi Ltd	Industrial Conglomerates	16,000	648.42	3.07%	
JP3902900004	Mitsubishi UFJ Financial Group Inc	Diversified Banks	1,63,700	648.04	3.07%	
JP3756100008	Nitori Holdings Co Ltd	Homefurnishing Retail	4,700	644.20	3.05%	
JP3505000004	Daiwa House Industry	Diversified Real Estate Activities	28,600	639.24	3.03%	
JP3266400005	Kubota Corp	Agricultural & Farm Machinery	42,100	637.74	3.02%	
JP3205800000	Kao Corporation	Personal Products	14,400	637.38	3.02%	
JP3419400001	Sekisui Chemical Co Ltd	Homebuilding	50,500	633.65	3.00%	
JP3932000000	Mitsui Fudosan Co	Diversified Real Estate Activities	37,600	632.05	2.99%	
JP3802300008	Fast Retailing Co Ltd	Apparel Retail	1,300	627.88	2.97%	
JP3633400001	Toyota Motor Corp	Automobile Manufacturers	9,800	626.05	2.96%	
JP3422950000	Seven & I Holdings	Food Retail	19,500	625.32	2.96%	
JP3304200003	Komatsu Ltd	Construction Machinery & Heavy Trucks	35,200	624.18	2.96%	
JP3782200004	Palfac Corporation	Distributors	18,600	593.37	2.81%	
	Subtotal			19,888.73	94.66%	
	(b) UNLISTED			NIL	NIL	NIL
	Subtotal			NIL	NIL	NIL
	Total			19,888.73	94.66%	
	Money Market Instruments					
	Triparty Repo/ Reverse Repo Instrument					
	Triparty Repo			1,175.41	5.57%	
	Total			1,175.41	5.57%	
	OTHERS					
	Cash Margin - CCL			0.00	0.00%	
	Total			0.00	0.00%	
	Net Current Assets			(47.74)	-0.23%	
	GRAND TOTAL			21,116.40	100.00%	

\$ Less Than 0.01% of NAV



Monthly Portfolio Statement as on August 31,2021

ISIN	Name of the Instrument	Industry / Rating	Quantity	Market/Fair Value (Rs. in Lacs)	% to NAV	YIELD
Equity & Equity related						
(a) Listed / awaiting listing on Stock Exchanges						
INE002A01018	Reliance Industries Limited	Petroleum Products	36,268	819.40	11.50%	
INE040A01034	HDFC Bank Limited	Banks	45,781	724.03	10.16%	
INE009A01021	Infosys Limited	Software	41,104	700.47	9.83%	
INE001A01036	Housing Development Finance Corporation Limited	Finance	20,236	566.42	7.95%	
INE090A01021	ICICI Bank Limited	Banks	77,616	557.94	7.83%	
INE487B01029	Tata Consultancy Services Limited	Software	11,618	439.92	6.17%	
INE030A01027	Hindustan Unilever Limited	Consumer Non Durables	10,015	272.73	3.83%	
INE237A01028	Kotak Mahindra Bank Limited	Banks	14,673	257.43	3.61%	
INE238A01034	Axis Bank Limited	Banks	29,559	232.45	3.26%	
INE018A01030	Larsen & Toubro Limited	Construction Project	13,550	226.47	3.18%	
INE296A01024	Bajaj Finance Limited	Finance	2,979	224.02	3.14%	
INE154A01025	ITC Limited	Consumer Non Durables	98,034	207.10	2.91%	
INE062A01020	State Bank of India	Banks	43,048	183.38	2.57%	
INE397D01024	Bharti Airtel Limited	Telecom - Services	27,107	179.91	2.52%	
INE021A01026	Asian Paints Limited	Consumer Non Durables	5,057	161.86	2.27%	
INE860A01027	HCL Technologies Limited	Software	12,176	143.85	2.02%	
INE081A01012	Tata Steel Limited	Ferrous Metals	8,767	127.13	1.78%	
INE918A01018	Bajaj Finserv Limited	Insurance	678	116.17	1.63%	
INES85B01010	Maruti Suzuki India Limited	Auto	1,481	102.05	1.44%	
INE481G01011	UltraTech Cement Limited	Cement & Cement Products	1,295	101.45	1.42%	
INE696C01036	Tech Mahindra Limited	Software	6,953	100.63	1.41%	
INE044A01036	Sun Pharmaceutical Industries Limited	Pharmaceuticals	12,111	96.18	1.35%	
INE280A01028	Titan Company Limited	Consumer Durables	4,681	89.93	1.26%	
INE101A01026	Mahindra & Mahindra Limited	Auto	10,738	85.16	1.19%	
INE239A01016	Nestle India Limited	Consumer Non Durables	400	77.83	1.09%	
INE752E01010	Power Grid Corporation of India Limited	Power	38,341	67.35	0.94%	
INE095A01012	IndusInd Bank Limited	Banks	6,508	64.66	0.91%	
INE089A01023	Dr. Reddy's Laboratories Limited	Pharmaceuticals	1,362	64.05	0.90%	
INE733E01010	NTPC Limited	Power	53,299	61.80	0.87%	
INE917B01010	Bajaj Auto Limited	Auto	1,461	54.43	0.76%	
	Subtotal			7,106.20	99.69%	
	(b) UNLISTED			NIL	NIL	NIL
	Subtotal			NIL	NIL	NIL
	Total			7,106.20	99.69%	
	Money Market Instruments					
	Triparty Repo/ Reverse Repo Instrument					
	Triparty Repo			17.42	0.24%	
	Total			17.42	0.24%	
	OTHERS					
	Cash Margin - CCL			0.00	0.00%	
	Total			0.00	0.00%	
	Net Current Assets			3.20	0.07%	
	GRAND TOTAL			7,126.82	100.00%	


\$ Less Than 0.01% of NAV



Monthly Portfolio Statement as on August 31,2021

ISIN	Name of the Instrument	Industry / Rating	Quantity	Market/Fair Value (Rs. in Lacs)	% to NAV	YIELD
Equity & Equity related						
(a) Listed / awaiting listing on Stock Exchanges						
INE040A01034	HDFC Bank Limited	Banks	9,00,000	14,232.80	6.19%	
INE002A01018	Reliance Industries Limited	Petroleum Products	6,00,000	13,548.90	5.89%	
INE090A01021	ICICI Bank Limited	Banks	16,00,000	11,504.80	5.01%	
INE009A01021	Infosys Limited	Software	6,50,000	11,091.93	4.83%	
INE018A01030	Larsen & Toubro Limited	Construction Project	5,50,000	9,197.10	4.00%	
INE487B01029	Tata Consultancy Services Limited	Software	2,32,500	8,803.50	3.83%	
INE001A01036	Housing Development Finance Corporation Limited	Finance	3,00,000	8,395.50	3.65%	
INE030A01027	Hindustan Unilever Limited	Consumer Non Durables	2,65,000	7,218.87	3.14%	
INE860A01027	HCL Technologies Limited	Software	5,30,000	6,266.19	2.73%	
INE238A01034	Axis Bank Limited	Banks	7,00,000	5,505.50	2.40%	
INE062A01020	State Bank of India	Banks	12,00,000	5,112.60	2.22%	
INE397D01024	Bharti Airtel Limited	Telecom - Services	7,50,000	4,980.36	2.17%	
INE015E01016	SBI Cards and Payment Services Limited	Finance	4,00,000	4,562.20	1.98%	
INE935N01020	Dixon Technologies (India) Limited	Consumer Durables	1,08,300	4,505.71	1.96%	
INE044A01036	Sun Pharmaceutical Industries Limited	Pharmaceuticals	5,00,000	3,970.25	1.73%	
INE503A01015	DCB Bank Limited	Banks	4,30,000	3,962.45	1.72%	
INE786A01032	JK Lakshmi Cement Limited	Cement & Cement Products	5,50,000	3,899.78	1.70%	
INE735E01010	NTPC Limited	Power	30,00,000	3,478.50	1.51%	
INE081F01013	Fortis Healthcare Limited	Healthcare Services	11,50,000	3,340.75	1.44%	
INE765G01017	ICICI Lombard General Insurance Company Limited	Insurance	2,00,000	3,189.20	1.39%	
INE093B01010	Oberoi Realty Limited	Construction	4,50,000	3,166.20	1.38%	
INE481G01011	UltraTech Cement Limited	Cement & Cement Products	40,000	3,132.98	1.36%	
INE263A01024	Bharat Electronics Limited	Aerospace & Defense	16,50,000	3,079.73	1.34%	
INE320J01015	RITES Limited	Engineering Services	10,50,000	2,890.13	1.26%	
INE795G01014	HDFC Life Insurance Company Limited	Insurance	4,00,000	2,871.00	1.25%	
INE102D01028	Godrej Consumer Products Limited	Consumer Non Durables	2,50,000	2,748.25	1.20%	
INE010V01017	L&T Technology Services Limited	Software	70,000	2,743.69	1.19%	
INE571A01020	IPCA Laboratories Limited	Pharmaceuticals	1,03,469	2,664.64	1.16%	
INE361B01024	Div's Laboratories Limited	Pharmaceuticals	50,000	2,586.80	1.13%	
INE038A01020	Hindalco Industries Limited	Non - Ferrous Metals	5,50,000	2,575.65	1.12%	
INE477A01020	Can Fin Homes Limited	Finance	4,50,000	2,569.28	1.12%	
INE018I01017	MindTree Limited	Software	70,000	2,539.08	1.10%	
INE016A01026	Dabur India Limited	Consumer Non Durables	4,00,000	2,486.00	1.08%	
INE081A01012	Tata Steel Limited	Ferrous Metals	1,70,000	2,465.43	1.07%	
INE86F01025	United Breweries Limited	Consumer Non Durables	1,65,000	2,433.75	1.06%	
INE758T01015	Zomato Limited	Retailing	18,00,000	2,421.90	1.05%	
INE059A01026	Cipla Limited	Pharmaceuticals	2,50,000	2,369.50	1.03%	
INE769A01020	Aarti Industries Limited	Chemicals	2,50,000	2,345.25	1.02%	
INE296A01024	Bajaj Finance Limited	Finance	30,000	2,257.35	0.98%	
INE742F01042	Adani Ports and Special Economic Zone Limited	Transportation	3,00,000	2,244.90	0.98%	
INE237A01028	Kotak Mahindra Bank Limited	Banks	1,25,000	2,192.13	0.95%	
INE123W01016	SBI Life Insurance Company Limited	Insurance	1,75,000	2,086.09	0.91%	
INE858B01010	Suzuki India Limited	Auto	30,000	2,053.85	0.89%	
INE647A01010	SRF Limited	Chemicals	20,000	2,027.95	0.88%	
INE498B01024	Shoppers Stop Limited	Retailing	8,32,543	2,003.93	0.87%	
INE323A01026	Bosch Limited	Auto Ancillaries	14,000	1,940.29	0.84%	
INE245A01021	Tata Power Company Limited	Power	15,00,000	1,935.75	0.84%	
INE203G01027	Indraprastha Gas Limited	Gas	3,50,000	1,910.48	0.83%	
INE299J01018	Crompton Greaves Consumer Electricals Limited	Consumer Durables	4,03,054	1,908.16	0.83%	
INE092D01011	Mishra Dhatu Nigam Limited	Ferrous Metals	10,00,000	1,824.50	0.79%	
INE405E01023	Minda Industries Limited	Auto Ancillaries	2,50,000	1,782.50	0.78%	
INE227W01023	Clean Science and Technology Limited	Chemicals	1,15,000	1,750.88	0.76%	
INE155A01022	Tata Motors Limited	Auto	6,00,000	1,723.80	0.75%	
INE761H01022	Page Industries Limited	Textile Products	5,000	1,574.96	0.69%	
INE342J01019	WABCO India Limited	Auto Ancillaries	22,003	1,537.31	0.67%	
INE077D01019	Burger King India Limited	Leisure Services	9,50,000	1,531.88	0.67%	
INE775A01035	Motherhood Sumi Systems Limited	Auto Ancillaries	7,00,000	1,530.20	0.67%	
INE854D01024	United Spirits Limited	Consumer Non Durables	2,00,000	1,430.30	0.62%	
INE053A01029	The Indian Hotels Company Limited	Leisure Services	8,00,000	1,123.20	0.49%	
INE191H01014	PVR Limited	Entertainment	80,000	1,062.36	0.46%	
INE029A01011	Bharat Petroleum Corporation Limited	Petroleum Products	2,25,000	1,061.21	0.46%	
INE878A01011	GE Power India Limited	Industrial Capital Goods	2,70,000	883.44	0.39%	
	Subtotal			2,26,233.37	98.41%	
	(b) UNLISTED			NIL	NIL	NIL
	Subtotal			NIL	NIL	NIL
	Total			2,26,233.37	98.41%	
Debt Instruments						
(a) Listed / awaiting listing on Stock Exchange						
Non Convertible Debentures						
INE528G08394	9% Yes Bank Limited **#	ICRA D	500	0.00	0.00%	
	Subtotal			0.00	0.00%	
	(b) Privately placed / Unlisted			NIL	NIL	NIL
	Subtotal			NIL	NIL	NIL
	(c) Securitised Debt			NIL	NIL	NIL
	Subtotal			NIL	NIL	NIL
	Total			0.00	0.00%	
Money Market Instruments						
Triparty Repo/ Reverse Repo Instrument						
	Triparty Repo			4,101.16	1.78%	
	Total			4,101.16	1.78%	
OTHERS						
	Cash Margin - CCL			0.00	0.00%	
	Total			0.00	0.00%	
	Net Current Assets			(477.55)	-0.19%	
	GRAND TOTAL			2,29,866.98	100.00%	

** Non Traded Securities/Illiquid Securities
\$ Less Than 0.01% of NAV
Securities classified as below investment grade or default



Monthly Portfolio Statement as on August 31,2021

ISIN	Name of the Instrument	Industry / Rating	Quantity	Market/Fair Value (Rs. in Lacs)	% to NAV	YIELD
Equity & Equity related						
(a) Listed / awaiting listing on Stock Exchanges						
INE002A01018	Reliance Industries Limited	Petroleum Products	20,000	451.83	1.75%	
INE004A01034	HDFC Bank Limited	Banks	26,000	411.16	1.59%	
INE009A01021	ICICI Bank Limited	Banks	55,000	395.48	1.53%	
INE009A01021	Infosys Limited	Software	20,500	349.82	1.35%	
INE001A01036	Housing Development Finance Corporation Limited	Finance	10,086	282.26	1.09%	
INE407B01029	Tata Consultancy Services Limited	Software	7,000	205.05	1.03%	
INE238A01034	Axis Bank Limited	Banks	27,500	216.29	0.84%	
INE062A01020	State Bank of India	Banks	50,000	213.03	0.82%	
INE030A01027	Hindustan Unilever Limited	Consumer Non Durables	7,000	190.69	0.74%	
INE018A01030	Larsen & Toubro Limited	Construction Project	10,000	167.22	0.65%	
INE405E01023	Minda Industries Limited	Auto Ancillaries	19,000	135.47	0.52%	
INE397D01024	Bharati Airtel Limited	Telecom - Services	20,000	132.91	0.51%	
INE860A01027	HCL Technologies Limited	Software	10,000	118.22	0.46%	
INE866F01025	United Breweries Limited	Consumer Non Durables	8,000	118.00	0.46%	
INE481G01011	UltraTech Cement Limited	Cement & Cement Products	1,500	117.49	0.45%	
INE733E01010	NTPC Limited	Power	1,00,000	115.95	0.45%	
INE018B01017	MindTree Limited	Software	3,000	108.82	0.42%	
INE54D01024	United Spirits Limited	Consumer Non Durables	15,000	107.27	0.42%	
INE786A01032	JK Lakshmi Cement Limited	Cement & Cement Products	15,000	106.36	0.41%	
INE093I01010	Oberoi Realty Limited	Construction	15,000	105.54	0.41%	
INE237A01028	Kotak Mahindra Bank Limited	Banks	6,000	105.22	0.41%	
INE191H01014	PVR Limited	Entertainment	7,500	99.60	0.39%	
INE099Z01011	Mishra Dhatu Nigam Limited	Ferrous Metals	50,000	91.23	0.35%	
INE019A01038	JSW Steel Limited	Ferrous Metals	13,000	89.39	0.35%	
INE044A01036	Sun Pharmaceutical Industries Limited	Pharmaceuticals	11,200	88.93	0.34%	
INE503A01015	DCB Bank Limited	Banks	90,000	82.94	0.32%	
INE203G01027	Indraprastha Gas Limited	Gas	15,000	81.88	0.32%	
INE878A01011	GE Power India Limited	Industrial Capital Goods	25,000	81.80	0.32%	
INE765G01017	ICICI Lombard General Insurance Company Limited	Insurance	5,000	79.73	0.31%	
INE498B01024	Shoppers Stop Limited	Retailing	29,828	71.80	0.28%	
INE320J01015	RITEC Limited	Engineering Services	20,000	55.05	0.21%	
INE376G01013	Biocon Limited	Pharmaceuticals	15,000	53.83	0.21%	
INE059A01026	Cipla Limited	Pharmaceuticals	5,000	47.39	0.18%	
INE769A01020	Aarti Industries Limited	Chemicals	5,000	46.91	0.18%	
INE158A01026	Hero MotoCorp Limited	Auto	1,000	27.42	0.11%	
Subtotal				5,211.69	20.18%	
(b) UNLISTED						
Subtotal				NIL	NIL	NIL
Total				5,211.69	20.18%	
Debt Instruments						
(a) Listed / awaiting listing on Stock Exchange						
Government Securities						
IN0020160068	7.06% Government of India	SOVEREIGN	60,15,000	6,043.60	23.40%	7.02%
IN0020190024	7.62% Government of India	SOVEREIGN	25,00,000	2,684.02	10.39%	6.90%
IN0020200153	5.77% Government of India	SOVEREIGN	25,00,000	2,418.00	9.36%	6.25%
IN0020200096	6.19% Government of India	SOVEREIGN	25,00,000	2,378.51	9.21%	6.76%
IN0020150044	8.13% Government of India	SOVEREIGN	21,10,000	2,372.87	9.19%	7.04%
IN0020140078	8.17% Government of India	SOVEREIGN	16,50,000	1,861.61	7.21%	7.04%
IN0020210020	6.64% Government of India	SOVEREIGN	5,00,000	493.97	1.91%	6.77%
IN0020200294	5.85% Government of India	SOVEREIGN	5,00,000	487.37	1.89%	6.21%
IN0020190032	7.72% Government of India	SOVEREIGN	4,00,000	429.37	1.66%	7.11%
IN0020120062	8.3% Government of India	SOVEREIGN	2,13,600	244.09	0.95%	7.00%
IN0020110063	8.83% Government of India	SOVEREIGN	1,00,700	120.43	0.47%	7.00%
Subtotal				19,533.84	75.64%	
(b) Privately placed / Unlisted						
Subtotal				NIL	NIL	NIL
(c) Securitised Debt						
Subtotal				NIL	NIL	
Total				19,533.84	75.64%	
Money Market Instruments						
Triparty Repo/ Reverse Repo Instrument						
Triparty Repo				706.52	2.74%	
Total				706.52	2.74%	
OTHERS						
Cash Margin - CCL				0.70	0.00%	
Total				0.70	0.00%	
Net Current Assets				376.24	1.44%	
GRAND TOTAL				25,827.99	100.00%	

\$ Less Than 0.01% of NAV



Monthly Portfolio Statement as on August 31, 2021

ISIN	Name of the Instrument	Industry / Rating	Quantity	Market/Fair Value (Rs. in Lacs)	% to NAV	YIELD
Debt Instruments						
(a) Listed / awaiting listing on Stock Exchange						
Floating Rate Note						
INE134E07AP6	Power Finance Corporation Limited **	CRISIL AAA	8,10,000	8,151.16	1.20%	7.35%
Government Securities						
IN0020210012	5.63% Government of India	SOVEREIGN	1,85,00,000	18,483.89	2.72%	5.65%
IN0020210095	6.1% Government of India	SOVEREIGN	80,00,000	7,932.12	1.17%	6.22%
IN0020140060	6.05% Government of India	SOVEREIGN	65,00,000	7,159.76	1.08%	5.87%
IN0020200112	5.22% Government of India	SOVEREIGN	65,00,000	6,489.20	0.96%	5.27%
IN1020150018	8.18% State Government Securities	SOVEREIGN	55,00,000	5,979.52	0.88%	5.56%
IN3120150054	8.24% State Government Securities	SOVEREIGN	30,00,000	3,273.19	0.48%	5.53%
IN2920140232	8.06% State Government Securities	SOVEREIGN	24,93,000	2,694.94	0.40%	5.45%
IN1620150160	8.21% State Government Securities	SOVEREIGN	25,00,000	2,688.67	0.40%	5.05%
IN1620140085	8.00% State Government Securities	SOVEREIGN	24,84,000	2,666.87	0.39%	5.38%
IN3320150094	8.55% State Government Securities	SOVEREIGN	20,85,000	2,271.55	0.33%	5.27%
IN1620140153	8.08% State Government Securities	SOVEREIGN	19,51,000	2,109.76	0.31%	5.43%
IN3120180085	8.42% State Government Securities	SOVEREIGN	17,50,000	1,873.46	0.28%	4.50%
IN1520140105	8.05% State Government Securities	SOVEREIGN	16,29,000	1,764.61	0.26%	5.40%
IN1020140100	8.06% State Government Securities	SOVEREIGN	14,62,000	1,582.41	0.23%	5.43%
IN0020170026	6.79% Government of India	SOVEREIGN	12,50,000	1,300.04	0.19%	5.85%
IN0020170174	7.17% Government of India	SOVEREIGN	10,92,500	1,154.26	0.17%	6.09%
IN1520160061	7.83% State Government Securities	SOVEREIGN	10,00,000	1,073.97	0.16%	6.05%
IN0020160118	6.79% Government of India	SOVEREIGN	10,00,000	1,030.19	0.15%	6.32%
IN2220200173	5.68% State Government Securities	SOVEREIGN	10,00,000	1,018.21	0.15%	5.03%
IN2220160039	7.84% State Government Securities	SOVEREIGN	5,00,000	536.97	0.08%	6.06%
IN2020130018	8.25% State Government Securities	SOVEREIGN	5,00,000	530.39	0.08%	4.39%
IN0020190016	8.27% Government of India	SOVEREIGN	5,00,000	530.25	0.08%	5.75%
IN1020200078	6.7% State Government Securities	SOVEREIGN	5,00,000	513.95	0.08%	6.00%
IN0020110055	8.97% Government of India	SOVEREIGN	1,79,000	209.08	0.03%	6.52%
IN0020200153	5.77% Government of India	SOVEREIGN	1,54,400	149.34	0.02%	6.25%
IN0020180488	7.32% Government of India	SOVEREIGN	7,800	8.31	0.00%	4.44%
Non Convertible Debentures						
INE090A08TU6	7.6% ICICI Bank Limited **	ICRA AAA	2,400	25,317.84	3.73%	4.78%
INE73E07KK5	7.93% NTPC Limited **	CRISIL AAA	2,150	22,076.63	3.25%	3.72%
INE261F08AT4	8.5% National Bank For Agriculture and Rural Development	CRISIL AAA	1,736	18,329.12	2.70%	4.32%
INE377Y07128	8.07% Bajaj Housing Finance Limited **	CRISIL AAA	1,750	18,016.95	2.66%	4.39%
INE556F08JS0	5.24% Small Industries Dev Bank of India **	CARE AAA	1,750	17,691.07	2.61%	4.77%
INE861G08084	7.09% Food Corporation Of India	CRISIL AAA(CE)	1,750	17,547.37	2.59%	7.05%
INE02A08256	6.24% State Bank of India **	CRISIL AAA	1,350	17,467.82	2.57%	6.27%
INE556F08JO9	6.8% Small Industries Dev Bank of India **	CARE AAA	1,500	15,435.95	2.28%	3.98%
INE246R07475	5.5% NIIF Infrastructure Finance Limited **	ICRA AAA	1,500	14,975.43	2.21%	5.60%
INE726G08014	6.85% ICICI Prudential Life Insurance Company Limited **	CRISIL AAA	1,500	14,937.83	2.20%	6.92%
INE103D08021	6.79% Bharat Sanchar Nigam Limited **	CRISIL AAA(CE)	1,450	14,378.17	2.12%	7.03%
INE238A08351	8.85% Axis Bank Limited **	CRISIL AAA	1,300	14,282.57	2.11%	5.45%
INE134E08LD7	9.3% Power Finance Corporation Limited **	CRISIL AAA	1,000	13,860.11	2.04%	5.74%
INE242A08452	6.39% Indian Oil Corporation Limited **	CRISIL AAA	1,250	12,915.03	1.90%	5.31%
INE053F08106	6.89% Indian Railway Finance Corporation Limited	CRISIL AAA	1,250	12,503.56	1.84%	6.89%
INE090A08UE8	6.45% ICICI Bank Limited **	ICRA AAA	1,200	11,880.80	1.75%	6.63%
INE062A08165	8.9% State Bank of India **	CRISIL AAA	1,045	11,298.73	1.67%	7.39%
INE090A08UD0	7.1% ICICI Bank Limited **	ICRA AAA	1,000	10,291.85	1.52%	6.63%
INE020B08AK2	7.03% REC Limited **	CRISIL AAA	1,000	10,280.24	1.52%	4.18%
INE261F08CY0	5% National Bank For Agriculture and Rural Development **	CRISIL AAA	1,000	10,090.30	1.49%	4.38%
INE795G08019	6.67% HDFC Life Insurance Company Limited **	CRISIL AAA	1,000	9,908.56	1.46%	6.81%
INE020B08DF6	5.85% REC Limited **	CRISIL AAA	950	9,484.73	1.40%	5.88%
INE537P07604	5.75% India Infradebt Limited **	CRISIL AAA	950	9,479.50	1.40%	5.86%
INE053F07CU1	5.04% Indian Railway Finance Corporation Limited **	CRISIL AAA	900	9,094.40	1.34%	4.39%
INE752E07KN9	8.8% Power Grid Corporation of India Limited **	CRISIL AAA	790	8,417.79	1.24%	4.25%
INE261F08CUB	5.44% National Bank For Agriculture and Rural Development	ICRA AAA	750	7,592.86	1.17%	4.57%
INE060807FE6	7.17% National Highways Auth Of Ind	CRISIL AAA	750	7,583.98	1.12%	3.55%
INE020B08CD3	7.09% REC Limited **	CRISIL AAA	700	7,237.45	1.07%	4.29%
INE752E07LB2	8.7% Power Grid Corporation of India Limited **	CRISIL AAA	650	6,985.44	1.03%	4.44%
INE053F07BB3	8.25% Indian Railway Finance Corporation Limited **	CRISIL AAA	670	6,159.29	0.91%	4.76%
INE020B08BV7	6.1% REC Limited **	CRISIL AAA	550	5,911.23	0.87%	5.17%
INE020B08906	6.27% REC Limited **	CRISIL AAA	550	5,409.71	0.80%	5.58%
INE261F08BW6	6.72% National Bank For Agriculture and Rural Development **	ICRA AAA	500	5,173.98	0.76%	4.42%
INE020B08AM8	7.09% REC Limited **	CRISIL AAA	500	5,149.94	0.76%	4.29%
INE556F08JK7	7.95% Small Industries Dev Bank of India **	ICRA AAA	500	5,130.47	0.76%	3.73%
INE134E08LB1	5.47% Power Finance Corporation Limited **	CRISIL AAA	500	5,084.91	0.75%	4.55%
INE060807GP0	8.27% National Highways Auth Of Ind **	CRISIL AAA	452	4,881.73	0.72%	6.87%
INE134E08JW1	6.19% Power Finance Corporation Limited **	CRISIL AAA	460	4,708.71	0.69%	3.53%
INE752E08S69	7.34% Power Grid Corporation of India Limited **	CRISIL AAA	400	4,241.49	0.63%	5.02%
INE514E08CC1	8.83% Export Import Bank of India **	CRISIL AAA	377	3,991.90	0.59%	4.24%
INE166A08032	9.9% Kotak Mahindra Bank Limited **	CRISIL AAA	350	3,695.01	0.54%	5.26%
INE134E08KN8	6.98% Power Finance Corporation Limited **	CRISIL AAA	350	3,633.08	0.54%	4.49%
INE060807FT4	7.27% National Highways Auth Of Ind **	CRISIL AAA	300	3,077.45	0.45%	3.72%
INE557F08J5	5.8% National Housing Bank **	CRISIL AAA	300	3,064.06	0.44%	4.45%
INE861G08076	6.65% Food Corporation Of India	ICRA AA(ANCE)	300	2,927.19	0.43%	7.01%
INE134E08GK2	9.88% Power Finance Corporation Limited	CRISIL AAA	250	2,752.63	0.41%	5.35%
INE752E07HL9	8.64% Power Grid Corporation of India Limited **	CRISIL AAA	200	2,683.12	0.40%	4.42%
INE094A08036	7% Hindustan Petroleum Corporation Limited **	CRISIL AAA	250	2,627.64	0.39%	5.09%
INE020B08CH4	7.12% REC Limited **	CRISIL AAA	250	2,599.04	0.38%	4.44%
INE020B08CT0	6.9% REC Limited **	CRISIL AAA	250	2,590.53	0.38%	4.55%
INE261F08CCK9	5.14% National Bank For Agriculture and Rural Development	ICRA AAA	250	2,514.39	0.37%	4.87%
INE261F08CP8	6.44% National Bank For Agriculture and Rural Development	ICRA AAA	250	2,445.96	0.36%	6.87%
INE261F08AT7	8.6% National Bank For Agriculture and Rural Development **	CRISIL AAA	233	2,376.43	0.35%	3.56%
INE053F07BZ2	6.59% Indian Railway Finance Corporation Limited **	CRISIL AAA	225	2,326.05	0.34%	4.39%
INE029A08057	6.02% Bharat Petroleum Corporation Limited **	CRISIL AAA	200	2,132.14	0.31%	5.14%
INE134E08FNB	9.9% Power Finance Corporation Limited **	CRISIL AAA	200	2,129.10	0.31%	4.44%
INE020B08BD5	8.83% REC Limited **	CRISIL AAA	190	1,936.78	0.29%	3.59%
INE752E07LQ0	9.3% Power Grid Corporation of India Limited **	CRISIL AAA	160	1,786.86	0.26%	5.02%
INE261F08AD8	8.2% National Bank For Agriculture and Rural Development **	CRISIL AAA	150	1,620.60	0.24%	6.77%
INE053F07BX7	7.55% Indian Railway Finance Corporation Limited	CRISIL AAA	150	1,576.97	0.23%	6.71%
INE75607DE5	7.29% HDB Financial Services Limited **	CRISIL AAA	150	1,561.38	0.23%	4.97%
INE020B08BF0	6.45% REC Limited **	CRISIL AAA	148	1,518.91	0.22%	3.64%
INE134E08HDS	8.39% Power Finance Corporation Limited **	CRISIL AAA	100	1,086.37	0.16%	5.68%
INE060807FG1	7.6% National Highways Auth Of Ind **	CRISIL AAA	100	1,020.79	0.15%	3.57%
INE261F08AV0	8.22% National Bank For Agriculture and Rural Development **	CRISIL AAA	50	544.38	0.08%	6.77%
INE752E07MZ9	8.4% Power Grid Corporation of India Limited **	CRISIL AAA	48	480.86	0.07%	3.12%
INE020B08880	8.57% REC Limited **	CRISIL AAA	10	109.51	0.02%	5.35%
INE020B08963	8.11% REC Limited **	CRISIL AAA	7	75.53	0.01%	5.88%
INE020B089M6	8.35% REC Limited **	CRISIL AAA	7	71.64	0.01%	3.64%
INE04A08077	5.36% Hindustan Petroleum Corporation Limited **	CRISIL AAA	7	69.82	0.01%	5.45%
INE84E08136	8.12% NHPC Limited **	CARE AAA	2	21.87	0.00%	6.63%
Subtotal				5,75,437.35	84.83%	
(b) Privately placed / Unlisted						
Subtotal				NIL	NIL	NIL
(c) Securitised Debt						
Subtotal				NIL	NIL	NIL
Total				5,75,437.35	84.83%	
Derivatives						
Interest Rate Swaps						
Interest Rate Swaps Pay Fix Receive Floating (28/10/2023) (FV 10000 Lacs)						
				82.79	0.01%	
Interest Rate Swaps Pay Fix Receive Floating (28/10/2023) (FV 10000 Lacs)						
				80.75	0.01%	
Interest Rate Swaps Pay Fix Receive Floating (03/12/2023) (FV 10000 Lacs)						
				55.96	0.01%	
Interest Rate Swaps Pay Fix Receive Floating (23/07/2024) (FV 10000 Lacs)						
				(12.31)	0.00%	
Interest Rate Swaps Pay Fix Receive Floating (02/08/2024) (FV 5000 Lacs)						
				(5.50)	0.00%	
Interest Rate Swaps Pay Fix Receive Floating (06/08/2024) (FV 5000 Lacs)						
				(1.91)	0.00%	
Interest Rate Swaps Pay Fix Receive Floating (18/08/2026) (FV 5000 Lacs)						
				(16.22)	0.00%	
Interest Rate Swaps Pay Fix Receive Floating (20/08/2026) (FV 5000 Lacs)						
				(14.94)	0.00%	
Interest Rate Swaps Pay Fix Receive Floating (31/08/2026) (FV 5000 Lacs)						
				(4.05)	0.00%	
Interest Rate Swaps Pay Fix Receive Floating (01/09/2026) (FV 5000 Lacs)						
				0.00	0.00%	
Total				164.57	0.03%	
Money Market Instruments						
Certificate of Deposit						
Export Import Bank of India **						
INE514E168V6		CRISIL A1+	25,000	24,762.83	3.65%	3.36%
INE238A161W0	Axis Bank Limited **	ICRA A1+	10,000	9,748.98	1.44%	3.70%
INE238A160V4	Axis Bank Limited **	CRISIL A1+	7,500	7,426.64	1.09%	3.37%
Triparty Repo/ Reverse Repo Instrument						
Triparty Repo						
				22,721.40	3.35%	
Commercial Paper						
National Bank For Agriculture and Rural Development						
INE261F14J45		ICRA A1+	2,300	11,499.01	1.69%	3.13%
INE001A14XZ7	Housing Development Finance Corporation Limited **	CRISIL A1+	500	2,479.45	0.37%	3.40%
Total				78,638.41	11.59%	
OTHERS						
Cash Margin - CCL						
				18.50	0.00%	
Total				18.50	0.00%	
Net Current Assets				24,201.32	3.55%	
GRAND TOTAL				6,78,460.15	100.00%	

Disclosure of Yield to Call

*With Reference to * AMFI Best Practices Guidelines Circular No. 91/2020 – 21 on Valuation of AT-1 Bonds and Tier 2 Bonds* disclosure of Yield to Call as follows*

isin_code	security_name	Yield to Call
INE090A08UD0	7.1% ICICI Bank BSIII Tier2 (M17/2/30)CALL17/2/25	6.12%
INE062A08165	8.9% SBI BS III Tier2 NCD (M2/11/2028) CALL2/11/23	4.85%
INE062A08256	6.24% SBI NCDs/2 BSIII Tier2 (M2/19/30)CALL19/9/25	6.29%

** Non Traded Securities/liquid Securities
\$ Less Than 0.01% of NAV



Monthly Portfolio Statement as on August 31,2021

ISIN	Name of the Instrument	Industry / Rating	Quantity	Market/Fair Value (Rs. in Lacs)	% to NAV	YIELD
Equity & Equity related						
(a) Listed / awaiting listing on Stock Exchanges						
INE047A01021	Grasim Industries Limited	Cement & Cement Products	1,70,450	2,557.43	9.94%	
INE018A01030	Larsen & Toubro Limited	Construction Project	1,03,475	1,730.31	6.72%	
INE081A01012	Tata Steel Limited	Ferrous Metals	92,900	1,347.28	5.23%	
INE238A01034	Axis Bank Limited	Banks	1,69,600	1,333.90	5.18%	
INE001A01036	Housing Development Finance Corporation Limited	Finance	45,900	1,284.51	4.99%	
INE040A01034	HDFC Bank Limited	Banks	71,500	1,130.76	4.39%	
INE090A01021	ICICI Bank Limited	Banks	1,54,500	1,110.93	4.32%	
INE009A01021	Infosys Limited	Software	57,500	981.21	3.81%	
INE002A01018	Reliance Industries Limited	Petroleum Products	40,000	903.26	3.51%	
INE397D01024	Bharti Airtel Limited	Telecom - Services	80,000	531.24	2.06%	
INE625G01013	Welspun Enterprises Limited	Construction Project	4,58,000	451.13	1.75%	
INE030A01027	Hindustan Unilever Limited	Consumer Non Durables	16,000	436.96	1.69%	
INE044A01036	Sun Pharmaceutical Industries Limited	Pharmaceuticals	54,000	428.79	1.67%	
INE062A01020	State Bank of India	Banks	1,00,000	426.05	1.66%	
INE585B01010	Maruti Suzuki India Limited	Auto	6,200	424.46	1.65%	
INE059A01026	Cipla Limited	Pharmaceuticals	42,550	403.29	1.57%	
INE628A01036	UPL Limited	Pesticides	48,100	356.54	1.39%	
INE860A01027	HCL Technologies Limited	Software	25,000	296.58	1.15%	
INE467501029	Tata Consultancy Services Limited	Software	7,000	285.05	1.03%	
INE795G01014	HDFC Life Insurance Company Limited	Insurance	30,000	215.33	0.84%	
INE749A01030	Jindal Steel & Power Limited	Ferrous Metals	50,000	188.48	0.73%	
INE438A01022	Apollo Tyres Limited	Auto Ancillaries	82,500	175.68	0.68%	
INE154A01025	ITC Limited	Consumer Non Durables	75,000	158.48	0.62%	
INE101A01026	Mahindra & Mahindra Limited	Auto	16,800	133.27	0.52%	
INE155A01022	Tata Motors Limited	Auto	40,000	114.92	0.45%	
INE123W01016	SBI Life Insurance Company Limited	Insurance	9,000	107.28	0.42%	
INE271C01023	DLF Limited	Construction	33,000	105.78	0.41%	
INE674K01013	Aditya Birla Capital Limited	Finance	73,016	78.75	0.31%	
INE196A01026	Marico Limited	Consumer Non Durables	8,000	43.56	0.17%	
Subtotal				17,719.05	68.86%	
(b) UNLISTED						
Subtotal				NIL	NIL	NIL
Total				17,719.05	68.86%	
Debt Instruments						
(a) Listed / awaiting listing on Stock Exchange						
Government Securities						
N0020020072	8.35% Government of India	SOVEREIGN	20,00,000	2,064.45	8.02%	3.65%
N0020210012	5.63% Government of India	SOVEREIGN	10,00,000	999.13	3.88%	5.65%
N0020210095	6.1% Government of India	SOVEREIGN	10,00,000	991.52	3.85%	6.22%
Non Convertible Debentures						
INE790Z07046	6.5% Indira Trust **	CRISIL AAA	100	1,002.10	3.89%	6.26%
INE020B08AY3	8.01% REC Limited	CRISIL AAA	50	535.93	2.08%	6.75%
INE726C08014	8.65% ICICI Prudential Life Insurance Company Limited **	CRISIL AAA	50	497.93	1.93%	8.92%
INE033A08123	6.7% The Indian Hotels Company Limited **	CARE AA	44	443.57	1.72%	4.31%
INE217K08271	9.25% Reliance Home Finance Limited **#	CARE D	2,50,000	0.00	0.00%	
Subtotal				6,534.63	25.37%	
(b) Privately placed / Unlisted						
Subtotal				NIL	NIL	NIL
(c) Securitised Debt						
Subtotal				NIL	NIL	NIL
Total				6,534.63	25.37%	
Money Market Instruments						
Triparty Repo Reverse Repo Instrument						
Triparty Repo						
Total				519.64	2.02%	
OTHERS				519.64	2.02%	
Cash Margin - Derivatives						
Total				545.00	2.12%	
Cash Margin - CCL						
Total				4.23	0.02%	
Total				549.23	2.14%	
Net Current Assets				416.27	1.61%	
GRAND TOTAL				25,738.82	100.00%	

Securities classified as below investment grade or default
** Non Traded Securities/Illiquid Securities
\$ Less Than 0.01% of NAV

Details of Stock Future / Index Future

Long/Short	Name of the Instrument	Industry	Quantity	Market/Fair Value (Rs. in Lacs)	% to NAV
Short	Grasim Industries Limited_30/09/2021	Cement & Cement Products	143450	2,154.98	8.37%
Short	Larsen & Toubro Limited_30/09/2021	Construction Project	76475	1,280.34	4.97%
Short	Tata Steel Limited_30/09/2021	Ferrous Metals	62900	912.52	3.55%
Short	Axis Bank Limited_30/09/2021	Banks	99600	784.25	3.05%
Short	Housing Development Finance Corporation Limited_30/09/2021	Finance	27900	781.73	3.04%
Short	UPL Limited_30/09/2021	Pesticides	48100	357.07	1.39%
Short	ICICI Bank Limited_30/09/2021	Banks	49500	356.25	1.38%
Short	Cipla Limited_30/09/2021	Pharmaceuticals	30550	289.66	1.13%
Short	Apollo Tyres Limited_30/09/2021	Auto Ancillaries	82500	176.01	0.68%
Short	Maruti Suzuki India Limited_30/09/2021	Auto	2200	150.68	0.59%
Short	Mahindra & Mahindra Limited_30/09/2021	Auto	16800	133.52	0.52%
Short	SBI Life Insurance Company Limited_30/09/2021	Insurance	9000	107.37	0.42%
Short	DLF Limited_30/09/2021	Construction	33000	105.95	0.41%
Short	Marico Limited_30/09/2021	Consumer Non Durables	8000	43.56	0.17%

Due to credit event (Default of debt servicing by Reliance Capital Limited (RCL) on Sep 20, 2019, securities of RCL have been segregated from the scheme's portfolio w.e.f. Sep 25, 2019

Nippon India Equity Savings Fund - Segregated Portfolio 1

ISIN	Name of the Instrument	Industry / Rating	Quantity	Market/Fair Value (Rs. in Lacs)	% to NAV	YIELD
Debt Instruments						
(a) Listed / awaiting listing on Stock Exchange						
Non Convertible Debentures						
INE013A074H7	8.85% Reliance Capital Limited **#	CARE D	957	2,392.50	92.69%	
Subtotal				2,392.50	92.69%	
(b) Privately placed / Unlisted						
Subtotal				NIL	NIL	NIL
(c) Securitised Debt						
Subtotal				NIL	NIL	NIL
Total				2,392.50	92.69%	
Net Current Assets				188.55	7.31%	
GRAND TOTAL				2,581.05	100.00%	

Securities classified as below investment grade or default
** Non Traded Securities/Illiquid Securities

Nippon India Mutual Fund has segregated debt securities of Yes Bank Limited from portfolio of the scheme due to rating downgrade by ICRA to "D" on March 6, 2020.

Nippon India Equity Savings Fund - Segregated Portfolio 2

ISIN	Name of the Instrument	Industry / Rating	Quantity	Market/Fair Value (Rs. in Lacs)	% to NAV	YIELD
Debt Instruments						
(a) Listed / awaiting listing on Stock Exchange						
Non Convertible Debentures						
INE528G08394	9% Yes Bank Limited **#	ICRA D	739	0.00	0.00%	
Subtotal				0.00	0.00%	
(b) Privately placed / Unlisted						
Subtotal				NIL	NIL	NIL
(c) Securitised Debt						
Subtotal				NIL	NIL	NIL
Total				0.00	0.00%	
Net Current Assets				0.00	100.00%	
GRAND TOTAL				0.00	100.00%	

Securities classified as below investment grade or default
** Non Traded Securities/Illiquid Securities
\$ Less Than 0.01% of NAV



Investors understand that their principal
will be at Moderately High risk

Monthly Portfolio Statement as on August 31,2021

ISIN	Name of the Instrument	Industry / Rating	Quantity	Market/Fair Value (Rs. in Lacs)	% to NAV	YIELD
Equity & Equity related						
(a) Listed / awaiting listing on Stock Exchanges						
INE467B01029	Tata Consultancy Services Limited	Software	16,274	616.21	15.41%	
INE009A01021	Infosys Limited	Software	34,956	596.51	14.92%	
INE030A01027	Hindustan Unilever Limited	Consumer Non Durables	15,512	422.56	10.57%	
INE018A01030	Larsen & Toubro Limited	Construction Project	20,987	350.94	8.78%	
INE154A01025	ITC Limited	Consumer Non Durables	1,51,829	320.81	8.02%	
INE80A01027	HCL Technologies Limited	Software	18,859	222.97	5.55%	
INE075A01022	Wipro Limited	Software	25,702	164.74	4.12%	
INE69C01036	Tech Mahindra Limited	Software	10,775	155.98	3.90%	
INE044A01036	Sun Pharmaceutical Industries Limited	Pharmaceuticals	18,759	148.96	3.73%	
INE038A01020	Hindalco Industries Limited	Non - Ferrous Metals	25,373	118.82	2.97%	
INE019A01038	JSW Steel Limited	Ferrous Metals	16,799	115.51	2.89%	
INE752E01010	Power Grid Corporation of India Limited	Power	59,383	104.13	2.60%	
INE095A01012	Industrial Bank Limited	Banks	10,484	104.04	2.60%	
INE047A01021	Grasim Industries Limited	Cement & Cement Products	6,627	99.43	2.49%	
INE733E01010	NTPC Limited	Power	82,548	95.71	2.39%	
INE917D01010	Bajaj Auto Limited	Auto	2,263	84.36	2.11%	
INE213A01029	Oil & Natural Gas Corporation Limited	Oil	63,383	76.41	1.91%	
INE628A01036	UPL Limited	Pesticides	9,559	70.86	1.77%	
INE158A01026	Hero MotoCorp Limited	Auto	2,256	61.86	1.55%	
INE522F01014	Coal India Limited	Minerals/Mining	36,402	53.09	1.33%	
Subtotal				3,983.90	99.64%	
(b) UNLISTED						
Subtotal				0.00	0.00%	
Total				3,983.90	99.64%	
Money Market Instruments						
Triparty Repo Reverse Repo Instrument						
Triparty Repo				35.86	0.90%	
Total				35.86	0.90%	
OTHERS						
Cash Margin - CCL				0.00	0.00%	
Total				0.00	0.00%	
Net Current Assets				(21.34)	-0.54%	
GRAND TOTAL				3,998.42	100.00%	

This is with reference to Gazette notification (Reference no: G.S.R.174(E)) issued by Ministry of Finance on 13th March 2020, for Yes Bank Limited reconstruction scheme, 2020. As per point 3(b)(a) of the notification, there shall be a lock-in period of three years from the commencement of the above said scheme to the extent of 75% of shares held by existing shareholders on the date of commencement of the scheme which came into force from March 13,2020.

Taking into account the above development, the valuation committee of Nippon India Mutual Fund has decided to markdown the 75% locked-in shares of YES Bank to ZERO, as on March 16, 2020.

For any future distribution of realised proceeds of these locked-in YES Bank shares to the underlying unitholders, following Reconstituted Portfolio was created

ISIN	Name of the Instrument	Industry / Rating	Quantity	Market/Fair Value (Rs. in Lacs)	% to NAV
Equity & Equity related					
(a) Listed / awaiting listing on Stock Exchanges					
INE528G01035	Yes Bank Limited	Banks	40404	0	0.00%
Total				0	0.00%
Net Current Assets				0	0.00%
GRAND TOTAL				0	0.00%

§ Less Than 0.01% of NAV

Aggregate value of investments made by other schemes of Nippon India Mutual Fund are amounting to Rs 1209.61 Lacs.



Monthly Portfolio Statement as on August 31,2021

ISIN	Name of the Instrument	Industry / Rating	Quantity	Market/Fair Value (Rs. in Lacs)	% to NAV	YIELD
Equity & Equity related						
(a) Listed Foreign Securities/Overseas ETFs						
US02079K3059	Alphabet Inc A	Interactive Media & Services	2,074	4,390.72	8.59%	
US5949181045	Microsoft Corp	Systems Software	16,559	3,656.82	7.15%	
US46266C1053	Iqvia Holdings	Life Sciences Tools & Services	17,898	3,400.65	6.65%	
US30303M1027	Facebook Inc	Interactive Media & Services	11,588	3,216.02	6.29%	
US57636Q1040	Mastercard Incorporated	Data Processing & Outsourced Services	12,209	3,092.29	6.05%	
US5486111073	Lowe's Cos Inc	Home Improvement Retail	18,895	2,818.24	5.51%	
CA29250N1050	Enbridge Inc	Oil & Gas Storage & Transportation	95,455	2,744.97	5.37%	
US09857L1089	Booking Holdings Inc	Hotels, Resorts & Cruise Lines	1,359	2,286.23	4.47%	
US92826C8394	Visa Inc	Data Processing & Outsourced Services	12,613	2,113.87	4.14%	
US03073E1055	Amerisource Bergen Corp	Health Care Distributors	23,132	2,068.02	4.05%	
US0231351067	Amazon Com Inc	Internet & Direct Marketing Retail	802	2,036.28	3.98%	
US91324P1021	Unitedhealth Group Inc	Managed Health Care	6,319	1,924.24	3.76%	
US0367521036	Anthem Inc	Managed Health Care	6,880	1,888.02	3.69%	
US64110L1061	Netflix Inc	Movies & Entertainment	4,365	1,817.51	3.56%	
US7710491033	Roblox Corporation	Interactive Home Entertainment	26,971	1,818.87	3.17%	
US1431301027	Carmax Inc	Automotive Retail	17,623	1,814.19	3.16%	
US1266501006	CVS Health Corp	Health Care Services	20,982	1,326.01	2.59%	
US02043Q1076	Amylam Pharmaceuticals Inc	Biotechnology	8,750	1,289.34	2.52%	
US31620M1062	Fidelity National Information Services I	Data Processing & Outsourced Services	13,713	1,281.73	2.51%	
US55087P1049	Lyft Inc	Trucking	34,487	1,201.13	2.35%	
US3377381088	FISERV INC COM	Data Processing & Outsourced Services	13,735	1,183.51	2.32%	
US90353T1007	Uber Technologies Inc	Trucking	41,017	1,174.41	2.30%	
US2546871060	The Walt Disney Company	Movies & Entertainment	8,570	1,136.62	2.22%	
US46222Z1004	Ionis Pharmaceuticals Inc	Biotechnology	29,679	863.21	1.69%	
US0967521085	Baidu Inc Spon ADR	Interactive Media & Services	207	23.76	0.05%	
	Subtotal			50,166.68	98.14%	
	(b) UNLISTED			NIL	NIL	NIL
	Subtotal			NIL	NIL	NIL
	Total			50,166.68	98.14%	
	Money Market Instruments					
	Triparty Repo/ Reverse Repo Instrument					
	Triparty Repo			1,172.49	2.29%	
	Total			1,172.49	2.29%	
	OTHERS					
	Cash Margin - CCL			0.00	0.00%	
	Total			0.00	0.00%	
	Net Current Assets			(218.39)	-0.43%	
	GRAND TOTAL			51,120.76	100.00%	

\$ Less Than 0.01% of NAV



Monthly Portfolio Statement as on August 31,2021

ISIN	Name of the Instrument	Industry / Rating	Quantity	Market/Fair Value (Rs. in Lacs)	% to NAV	YIELD
Debt Instruments						
(a) Listed / awaiting listing on Stock Exchange						
Government Securities						
IN0020200294	5.85% Government of India	SOVEREIGN	4,05,600	395.35	29.01%	6.21%
IN0020200153	5.77% Government of India	SOVEREIGN	2,66,800	258.05	18.93%	6.25%
IN0020190362	6.45% Government of India	SOVEREIGN	2,40,100	243.00	17.83%	6.26%
IN0020210095	6.1% Government of India	SOVEREIGN	2,29,300	227.35	16.68%	6.22%
IN0020200070	5.79% Government of India	SOVEREIGN	2,16,900	209.45	15.37%	6.31%
	Subtotal			1,333.20	97.82%	
(b) Privately placed / Unlisted						
	Subtotal			NIL	NIL	NIL
(c) Securitized Debt						
	Subtotal			NIL	NIL	NIL
	Total			1,333.20	97.82%	
Money Market Instruments						
	Triparty Repo Reverse Repo Instrument					
	Triparty Repo			9.66	0.71%	
	Total			9.66	0.71%	
OTHERS						
	Cash Margin - CCIL			0.00	0.00%	
	Total			0.00	0.00%	
	Net Current Assets			19.97	1.47%	
	GRAND TOTAL			1,362.83	100.00%	

§ Less Than 0.01% of NAV



Monthly Portfolio Statement as on August 31,2021

ISIN	Name of the Instrument	Industry / Rating	Quantity	Market/Fair Value (Rs. in Lacs)	% to NAV	YIELD
Equity & Equity related						
(a) Listed / awaiting listing on Stock Exchanges						
INE090A01021	ICICI Bank Limited	Banks	38,000	273.24	6.03%	
INE001A01036	Housing Development Finance Corporation Limited	Finance	8,500	237.87	5.25%	
INE669C01036	Tech Mahindra Limited	Software	16,000	231.62	5.11%	
INE040A01034	HDFC Bank Limited	Banks	14,000	221.40	4.88%	
INE062A01020	State Bank of India	Banks	45,000	191.72	4.23%	
INE03K401011	Tata Chemicals Limited	Chemicals	9,243	190.46	4.20%	
INE123W01016	SBI Life Insurance Company Limited	Insurance	15,000	178.81	3.94%	
INE758T01015	Zomato Limited	Retailing	1,31,625	177.10	3.91%	
INE009A01021	Infosys Limited	Software	10,000	170.65	3.76%	
INE101A01026	Mahindra & Mahindra Limited	Auto	20,000	158.66	3.50%	
INE002A01018	Reliance Industries Limited	Petroleum Products	7,000	158.07	3.49%	
INE072J01023	Devyani International Limited	Luggage Services	1,11,210	136.12	3.07%	
INE237A01028	Kotak Mahindra Bank Limited	Banks	7,500	131.53	2.90%	
INE854D01024	United Spirits Limited	Consumer Non Durables	18,000	128.73	2.84%	
INE860A01027	HCL Technologies Limited	Software	10,000	118.23	2.61%	
INE082M01014	Greenpanel Industries Limited	Consumer Durables	45,000	116.55	2.57%	
INE356A01018	Mphasis Limited	Software	4,000	115.92	2.56%	
INE296A01024	Bajaj Finance Limited	Finance	1,500	112.87	2.49%	
INE070Q01018	Easy Trip Planners Limited	Luggage Services	25,000	112.51	2.48%	
INE203G01027	Indraprastha Gas Limited	Gas	20,000	109.17	2.41%	
INE864D01014	MTAR Technologies Limited	Aerospace & Defense	8,000	101.38	2.24%	
INE548C01032	Emami Limited	Consumer Non Durables	15,000	89.58	1.98%	
INE323A01026	Bosch Limited	Auto Ancillaries	600	83.16	1.83%	
INE066A01021	Eicher Motors Limited	Auto	3,000	80.38	1.77%	
INE021A01026	Asian Paints Limited	Consumer Non Durables	2,500	80.03	1.77%	
INE044A01036	Sun Pharmaceutical Industries Limited	Pharmaceuticals	10,000	79.41	1.75%	
INE414G01012	Muthoot Finance Limited	Finance	5,000	75.70	1.67%	
INE868F01025	United Breweries Limited	Consumer Non Durables	5,000	73.75	1.63%	
INE858B01010	Maruti Suzuki India Limited	Auto	1,000	68.46	1.51%	
INE059A01026	Cipla Limited	Pharmaceuticals	7,000	66.35	1.46%	
INE726G01019	ICICI Prudential Life Insurance Company Limited	Insurance	10,000	65.91	1.45%	
INE016A01026	Dabur India Limited	Consumer Non Durables	10,000	62.15	1.37%	
INE155A01022	Tata Motors Limited	Auto	20,000	57.46	1.27%	
INE774D01024	Mahindra & Mahindra Financial Services Limited	Finance	25,000	40.04	0.88%	
INE208A01029	Ashok Leyland Limited	Auto	15,000	18.41	0.41%	
Subtotal				4,316.42	95.22%	
(b) UNLISTED						
Subtotal				NIL	NIL	NIL
Total				4,316.42	95.22%	
Money Market Instruments						
Triparty Repo/ Reverse Repo Instrument						
Triparty Repo				220.31	4.85%	
Total				220.31	4.85%	
Net Current Assets				(2.76)	-0.08%	
GRAND TOTAL				4,533.97	100.00%	



Monthly Portfolio Statement as on August 31,2021

ISIN	Name of the Instrument	Industry / Rating	Quantity	Market/Fair Value (Rs. in Lacs)	% to NAV	YIELD
Debt Instruments						
(a) Listed / awaiting listing on Stock Exchange						
Non Convertible Debentures						
INE896L07512	9.45% IndoStar Capital Finance Limited **	CARE AA-	22	2,202.46	8.01%	5.49%
INE201P07151	9.69% G R InfraProjects Limited **	CRISIL AA	79	790.79	2.88%	5.21%
INE202B07IL9	9.05% Dewan Housing Finance Corporation Limited **#	CARE D	1,46,000	219.00	0.80%	
Zero Coupon Bonds						
INE651J07515	JM Financial Credit Solution Limited **	ICRA AA	240	3,287.96	11.96%	5.55%
Subtotal				6,500.21	23.65%	
(b) Privately placed / Unlisted						
Subtotal				NIL	NIL	NIL
(c) Securitized Debt						
Subtotal				NIL	NIL	NIL
Total				6,500.21	23.65%	
Money Market Instruments						
Certificate of Deposit						
INE095A16L06	IndusInd Bank Limited **	CRISIL A1+	2,720	2,716.61	9.88%	3.25%
Triparty Repo/ Reverse Repo Instrument						
Triparty Repo				8,460.34	30.77%	
Total				11,176.95	40.65%	
Mutual Fund Units						
INF204K01ZHO	Nippon India Liquid Fund-Direct Growth Plan		1,83,249.166	9,351.84	34.01%	
Total				9,351.84	34.01%	
Net Current Assets				465.47	1.69%	
GRAND TOTAL				27,494.47	100.00%	

Security defaulted beyond its maturity date as on 31st August 2021 (forming part of net current assets) is as follows :

ISIN	Name of the Instrument	Value of security considered under Net Current Assets (Rs. In Lakhs)	% of Value of security considered under Net Current Assets to Net Assets	Total amount due including interest (Rs. In Lakhs)

** Non Traded Securities/Illiquid Securities
Securities classified as below investment grade or default



Monthly Portfolio Statement as on August 31,2021

ISIN	Name of the Instrument	Industry / Rating	Quantity	Market/Fair Value (Rs. in Lacs)	% to NAV	YIELD
Debt Instruments						
(a) Listed / awaiting listing on Stock Exchange						
Non Convertible Debentures						
INE14807GE8	8.75% Indiabulls Housing Finance Limited **	CARE AA	93,000	930.34	5.93%	7.58%
INE105N07100	8.28% Oriental Nagpur Betul Highway Limited **	CRISIL AAA	925	927.15	5.91%	5.17%
INE245A08109	7.99% Tata Power Company Limited **	CARE AA	76	766.61	4.88%	3.55%
INE205A07162	8.9% Vedanta Limited **	CRISIL AA-	52	523.26	3.33%	6.15%
INES40P07202	9.75% U.P. Power Corporation Limited **	CRISIL A+(CE)	159	398.64	2.54%	7.51%
INE201P07151	9.69% G R Infraprojects Limited **	CRISIL AA	34	340.34	2.17%	5.21%
INE202B07L9	9.05% Dewan Housing Finance Corporation Limited **#	CARE D	1,96,000	294.00	1.87%	
INE134E08GT3	8.55% Power Finance Corporation Limited **	CRISIL AAA	13	131.70	0.84%	3.46%
INE020B08641	9.75% REC Limited **	CRISIL AAA	7	70.83	0.45%	3.38%
INE020B08872	8.44% REC Limited **	CRISIL AAA	1	10.13	0.06%	3.46%
INE14807GF5	9.9% Indiabulls Housing Finance Limited **	CARE AA	1,000	10.00	0.06%	7.59%
INE651J07523	JM Financial Credit Solution Limited **	ICRA AA	150	2,068.99	13.18%	6.29%
Subtotal				6,471.99	41.22%	
(b) Privately placed / Unlisted						
Subtotal				NIL	NIL	NIL
(c) Securitised Debt						
Subtotal				NIL	NIL	NIL
Total				6,471.99	41.22%	
Money Market Instruments						
Certificate of Deposit						
INE095A16L06	IndusInd Bank Limited **	CRISIL A1+	1,540	1,538.08	9.80%	3.25%
Triparty Repo/ Reverse Repo Instrument						
Triparty Repo						
Total				3,711.56	23.64%	
Total				5,249.64	33.44%	
Mutual Fund Units						
INF204K01ZH0	Nippon India Liquid Fund-Direct Growth Plan		73,012.447	3,726.08	23.73%	
Total				3,726.08	23.73%	
Net Current Assets				251.47	1.61%	
GRAND TOTAL				15,689.18	100.00%	

** Non Traded Securities/Illiquid Securities

Securities classified as below investment grade or default



Monthly Portfolio Statement as on August 31,2021

ISIN	Name of the Instrument	Industry / Rating	Quantity	Market/Fair Value (Rs. in Lacs)	% to NAV	YIELD
Debt Instruments						
(a) Listed / awaiting listing on Stock Exchange						
Non Convertible Debentures						
INE020B08CA9	7.55% REC Limited **	CRISIL AAA	50	501.39	11.01%	3.25%
INE201P07151	9.69% G R Infraprojects Limited **	CRISIL AA	50	500.50	10.99%	5.21%
INE148I07GFS	8.9% Indiabulls Housing Finance Limited **	CARE AA	46,000	460.21	10.10%	7.59%
INE896L07512	9.45% IndoStar Capital Finance Limited **	CARE AA	4	400.45	8.79%	5.49%
INE514E08AG6	9.36% Export Import Bank of India **	CRISIL AAA	31	311.40	6.84%	3.20%
INE134E08UJ0	7.47% Power Finance Corporation Limited **	CRISIL AAA	20	200.33	4.40%	3.21%
Zero Coupon Bonds						
INE651J07515	JM Financial Credit Solution Limited **	ICRA AA	25	342.50	7.52%	5.55%
Subtotal				2,716.78	59.65%	
(b) Privately placed / Unlisted						
Subtotal				NIL	NIL	NIL
(c) Securitised Debt						
Subtotal				NIL	NIL	NIL
Total				2,716.78	59.65%	
Money Market Instruments						
Certificate of Deposit						
INE095A16L06	IndusInd Bank Limited **	CRISIL A1+	450	449.44	9.97%	3.25%
Triparty Repo/ Reverse Repo Instrument						
Triparty Repo						
Total				1,266.48	27.81%	
Mutual Fund Units						
INF204K01ZHO	Nippon India Liquid Fund-Direct Growth Plan		7,893,967	402.86	8.84%	
Total				402.86	8.84%	
Net Current Assets				168.56	3.70%	
GRAND TOTAL				4,554.68	100.00%	

** Non Traded Securities/Illiquid Securities



Monthly Portfolio Statement as on August 31,2021

ISIN	Name of the Instrument	Industry / Rating	Quantity	Market/Fair Value (Rs. in Lacs)	% to NAV	YIELD
Debt Instruments						
(a) Listed / awaiting listing on Stock Exchange						
Non Convertible Debentures						
INE14807GF5	8.9% Indiabulls Housing Finance Limited **	CARE AA	1,85,000	1,850.83	9.80%	7.59%
INE896L07512	9.45% IndoStar Capital Finance Limited **	CARE AA-	18	1,802.02	9.54%	5.49%
INE540P07202	9.75% U.P. Power Corporation Limited **	CRISIL A+(CE)	191	478.87	2.54%	7.51%
INE105N07100	8.28% Oriental Nagpur Betul Highway Limited **	CRISIL AAA	410	410.95	2.18%	5.17%
INE201P07151	9.69% G R Infraprojects Limited **	CRISIL AA	9	96.09	0.49%	5.21%
INES14E08AG6	9.38% Export Import Bank of India **	CRISIL AAA	2	20.09	0.11%	3.20%
Zero Coupon Bonds						
INE651J07515	JM Financial Credit Solution Limited **	ICRA AA	95	1,301.48	6.89%	5.55%
INE265J07274	JM Financial Asset Reconstruction Company Limited **	ICRA AA-	57	765.16	4.05%	6.71%
Subtotal				6,719.49	35.59%	
(b) Privately placed / Unlisted						
Subtotal				NIL	NIL	NIL
(c) Securitised Debt						
Subtotal				NIL	NIL	NIL
Total				6,719.49	35.59%	
Money Market Instruments						
Certificate of Deposit						
INE095A16L06	Industrial Bank Limited **	CRISIL A1+	1,850	1,847.70	9.78%	3.25%
Triparty Repo Reverse Repo Instrument						
Triparty Repo						
Total				4,730.02	25.04%	
Subtotal				6,577.72	34.82%	
Mutual Fund Units						
INF204K01ZHO	Nippon India Liquid Fund-Direct Growth Plan		1,04,595.061	5,337.85	28.28%	
Total				5,337.85	28.28%	
Net Current Assets				252.48	1.33%	
GRAND TOTAL				18,887.54	100.00%	

** Non Traded Securities/Illiquid Securities



Monthly Portfolio Statement as on August 31,2021

ISIN	Name of the Instrument	Industry / Rating	Quantity	Market/Fair Value (Rs. in Lacs)	% to NAV	YIELD
Debt Instruments						
(a) Listed / awaiting listing on Stock Exchange						
Non Convertible Debentures						
INE148I07GF5	8.9% Indiabulls Housing Finance Limited **	CARE AA	84,000	840.38	8.01%	7.59%
INE540P07202	9.75% U.P. Power Corporation Limited **	CRISIL A+(CE)	91	228.15	2.18%	7.51%
INE201P07151	9.69% G R Infraprojects Limited **	CRISIL AA	4	40.04	0.38%	5.21%
Zero Coupon Bonds						
INE265J07274	JM Financial Asset Reconstruction Company Limited **	ICRA AA+	11	147.66	1.41%	6.71%
Subtotal				1,256.23	11.98%	
(b) Privately placed / Unlisted						
Subtotal				NIL	NIL	NIL
(c) Securitised Debt						
Subtotal				NIL	NIL	NIL
Total				1,256.23	11.98%	
Money Market Instruments						
Certificate of Deposit						
INE095A16L06	IndusInd Bank Limited **	CRISIL A1+	1,030	1,028.72	9.81%	3.25%
Triparty Repo/ Reverse Repo Instrument						
Triparty Repo				3,596.11	34.29%	
Total				4,624.83	44.10%	
Mutual Fund Units						
INF204K01ZHO	Nippon India Liquid Fund-Direct Growth Plan		88,801,505	4,531.85	43.22%	
Total				4,531.85	43.22%	
Net Current Assets				73.35	0.70%	
GRAND TOTAL				10,486.26	100.00%	

** Non Traded Securities/Illiquid Securities



Monthly Portfolio Statement as on August 31,2021

ISIN	Name of the Instrument	Industry / Rating	Quantity	Market/Fair Value (Rs. in Lacs)	% to NAV	YIELD
Debt Instruments						
(a) Listed / awaiting listing on Stock Exchange						
Government Securities						
IN2920150314	8.39% State Government Securities	SOVEREIGN	2,26,50,000	23,213.06	37.30%	3.68%
IN1620150145	8.21% State Government Securities	SOVEREIGN	1,90,90,000	19,581.07	31.46%	3.68%
IN2920150413	8.21% State Government Securities	SOVEREIGN	88,30,000	9,057.06	14.55%	3.68%
IN1620150077	8.53% State Government Securities	SOVEREIGN	21,03,200	2,161.12	3.47%	3.68%
IN2920150273	8.49% State Government Securities	SOVEREIGN	20,00,000	2,054.63	3.30%	3.68%
IN1220180195	7.86% State Government Securities	SOVEREIGN	17,35,000	1,759.28	2.83%	3.59%
IN2720170124	7.78% State Government Securities	SOVEREIGN	10,00,000	1,022.89	1.64%	3.58%
IN2220110117	8.95% State Government Securities	SOVEREIGN	5,00,000	513.59	0.83%	3.59%
IN1520110124	8.94% State Government Securities	SOVEREIGN	5,00,000	513.57	0.83%	3.59%
IN1620110073	8.88% State Government Securities	SOVEREIGN	1,40,000	143.44	0.23%	3.60%
IN3320150664	8.52% State Government Securities	SOVEREIGN	50,000	51.37	0.08%	3.68%
	Subtotal			60,071.08	96.52%	
	(b) Privately placed / Unlisted			NIL	NIL	NIL
	Subtotal			NIL	NIL	NIL
	(c) Securitised Debt					
	Subtotal			NIL	NIL	
	Total			60,071.08	96.52%	
	Money Market Instruments					
	Triparty Repo/ Reverse Repo Instrument					
	Triparty Repo			82.20	0.13%	
	Total			82.20	0.13%	
	Net Current Assets			2,082.55	3.35%	
	GRAND TOTAL			62,235.83	100.00%	



Monthly Portfolio Statement as on August 31,2021

ISIN	Name of the Instrument	Industry / Rating	Quantity	Market/Fair Value (Rs. in Lacs)	% to NAV	YIELD
Debt Instruments						
(a) Listed / awaiting listing on Stock Exchange						
Government Securities						
IN2920150413	8.21% State Government Securities	SOVEREIGN	51,70,000	5,302.95	30.45%	3.68%
IN1620150145	8.21% State Government Securities	SOVEREIGN	15,10,000	1,548.84	8.89%	3.68%
IN1620150077	8.53% State Government Securities	SOVEREIGN	4,20,000	431.57	2.48%	3.68%
IN1620110073	8.88% State Government Securities	SOVEREIGN	2,60,000	266.38	1.53%	3.68%
IN2920150273	9.49% State Government Securities	SOVEREIGN	2,50,000	256.83	1.47%	3.68%
IN1220180195	7.86% State Government Securities	SOVEREIGN	2,30,000	233.22	1.34%	3.59%
IN1720170118	7.79% State Government Securities	SOVEREIGN	2,00,000	204.55	1.17%	3.61%
IN2920150314	8.39% State Government Securities	SOVEREIGN	1,40,000	143.48	0.82%	3.68%
IN2020110028	8.75% State Government Securities	SOVEREIGN	5,000	5.12	0.03%	3.60%
Non Convertible Debentures						
INE759E07897	9.48% L&T Finance Limited **	CARE AAA	136	1,407.95	8.08%	4.12%
INE861G09035	9.95% Food Corporation Of India **	CRISIL AAA(CE)	74	763.23	4.38%	3.54%
INE002A08575	8.3% Reliance Industries Limited **	CRISIL AAA	50	511.34	2.94%	3.67%
INE020B088F0	8.45% REC Limited **	CRISIL AAA	34	348.94	2.00%	3.64%
INE134E08JW1	8.18% Power Finance Corporation Limited **	CRISIL AAA	23	235.44	1.35%	3.63%
INE020B088R5	8.5% REC Limited **	CRISIL AAA	20	202.89	1.16%	3.46%
INE020B08922	8.27% REC Limited **	CARE AAA	17	173.93	1.00%	3.64%
INE134E08IN2	7.27% Power Finance Corporation Limited **	CRISIL AAA	11	111.22	0.64%	3.46%
Zero Coupon Bonds						
INE115A07NM3	LIC Housing Finance Limited **	CRISIL AAA	160	2,085.42	11.97%	3.75%
INE296A07OQ5	Bajaj Finance Limited **	CRISIL AAA	50	655.05	3.76%	4.20%
Subtotal				14,888.35	85.46%	
(b) Privately placed / Unlisted						
Non Convertible Debentures						
INE895D08782	8.25% Tata Sons Private Ltd **	CRISIL AAA	155	1,581.60	9.08%	4.39%
Subtotal				1,581.60	9.08%	
(c) Securitised Debt						
Subtotal				NIL	NIL	
Total				16,469.95	94.54%	
Money Market Instruments						
Certificate of Deposit						
INE556F16861	Small Industries Dev Bank of India **	CARE A1+	100	98.05	0.56%	3.55%
Triparty Repo/ Reverse Repo Instrument						
Triparty Repo						
Total				23.44	0.13%	
Net Current Assets				121.49	0.69%	
Net Current Assets				623.86	4.77%	
GRAND TOTAL				17,415.32	100.00%	

** Non Traded Securities/Illiquid Securities



ISIN	Name of the Instrument	Industry / Rating	Quantity	Market/Fair Value (Rs. in Lacs)	% to NAV	YIELD
Debt Instruments						
(a) Listed / awaiting listing on Stock Exchange						
Non Convertible Debentures						
INE14807GE8	8.75% Indiabulls Housing Finance Limited **	CARE AA	1,35,000	1,350.49	11.23%	7.58%
INE945S07074	8.5% Kudgi Transmission Ltd **	CRISIL AAA	117	1,182.12	9.83%	6.63%
INE607M08048	8.45% Tata Power Renewable Energy Limited **	CARE AA(CE)	86	882.36	7.34%	4.66%
INE205A07162	8.9% Vedanta Limited **	CRISIL AA-	76	784.77	6.36%	6.15%
INE081A08181	2% Tata Steel Limited	CARE AA+	26	471.51	3.92%	4.25%
INE969E08284	8.04% Vodafone Idea Limited **#	CARE B-	150	368.22	3.06%	
INE582L07203	9% Tata Housing Development Company Limited **	CARE AA	29	297.21	2.47%	4.39%
INE134E08JW1	8.18% Power Finance Corporation Limited **	CRISIL AAA	20	204.73	1.70%	3.63%
INE540P07202	9.75% U.P. Power Corporation Limited **	CRISIL A+(CE)	74	185.53	1.54%	7.51%
INE201P07151	9.69% G R Infraprojects Limited **	CRISIL AA	17	170.17	1.41%	5.21%
INE296N08022	8% Waiwhan Renewable Energy Limited **	CARE AA(CE)	13	131.78	1.10%	4.44%
INE205A07204	7.5% Vedanta Limited **	CRISIL AA-	10	100.56	0.84%	6.33%
INE514E08AX1	9.3% Export Import Bank of India **	CRISIL AAA	8	82.94	0.69%	3.74%
INE556F08J11	8.81% Small Industries Dev Bank of India **	CARE AAA	7	71.40	0.59%	3.54%
Zero Coupon Bonds						
INE265J07Z74	JM Financial Asset Reconstruction Company Limited **	ICRA AA-	120	1,610.86	13.39%	6.71%
INE587007Z71	Altco Capital India Limited **#	FITCH D	122	0.00	\$0.00%	
Subtotal				7,874.65	65.47%	
(b) Privately placed / Unlisted						
Zero Coupon Bonds						
INE321N07053	KKR India Financial Services Private Limited **	CRISIL AA	7	1,353.84	11.26%	10.83%
Subtotal				1,353.84	11.26%	

Monthly Portfolio Statement as on August 31,2021

ISIN	Name of the Instrument	Industry / Rating	Quantity	Market/Fair Value (Rs. in Lacs)	% to NAV	YIELD
Debt Instruments						
(a) Listed / awaiting listing on Stock Exchange						
Government Securities						
IN0020150044	8.13% Government of India	SOVEREIGN	6,50,94,200	73,203.90	39.66%	7.04%
IN0020140078	8.17% Government of India	SOVEREIGN	5,55,75,800	62,703.29	33.97%	7.04%
IN0020160068	7.06% Government of India	SOVEREIGN	3,82,00,000	38,381.64	20.79%	7.02%
IN0020120062	8.3% Government of India	SOVEREIGN	25,00,000	2,856.88	1.55%	7.00%
				1,77,145.71	95.97%	
(b) Privately placed / Unlisted						
	Subtotal			NIL	NIL	NIL
(c) Securitised Debt						
	Subtotal			NIL	NIL	NIL
	Total			1,77,145.71	95.97%	
Money Market Instruments						
	Triparty Repo/ Reverse Repo Instrument					
	Triparty Repo			4,331.25	2.35%	
	Total			4,331.25	2.35%	
OTHERS						
	Cash Margin - CCL			1.70	0.00%	
	Total			1.70	0.00%	
	Net Current Assets			3,116.78	1.63%	
	GRAND TOTAL			1,84,585.44	100.00%	

\$ Less Than 0.01% of NAV



Monthly Portfolio Statement as on August 31,2021

ISIN	Name of the Instrument	Industry / Rating	Quantity	Market/Fair Value (Rs. in Lacs)	% to NAV	YIELD
Debt Instruments						
(a) Listed / awaiting listing on Stock Exchange						
Non Convertible Debentures						
INE205A07204	7.5% Vedanta Limited **	CRISIL AA-	145	1,458.16	9.31%	6.33%
INE14807GFS	8.9% Indiabulls Housing Finance Limited **	CARE AA	1,40,000	1,400.63	8.94%	7.59%
INE607M08048	8.45% Tata Power Renewable Energy Limited **	CARE AA(CE)	130	1,333.80	8.51%	4.66%
INE540P07293	10.15% U.P. Power Corporation Limited **	CRISIL A+(CE)	166	835.40	5.33%	7.79%
INE296N08022	8% Waiwan Renewable Energy Limited **	CARE AA(CE)	66	669.05	4.27%	4.44%
INE582L07203	9% Tata Housing Development Company Limited **	CARE AA	64	655.91	4.19%	4.39%
INE696E08284	8.04% Vodafone Idea Limited **#	CARE B-	123	301.94	1.93%	
INE020B08922	8.27% REC Limited **	CARE AAA	23	235.31	1.50%	3.64%
INE945S07074	8.5% Kudgi Transmission Ltd **	CRISIL AAA	23	232.38	1.48%	6.63%
INE201P07169	9.68% G R Infraprojects Limited **	CRISIL AA	21	215.13	1.37%	6.02%
INE14807JN3	9.08% Indiabulls Housing Finance Limited **	CRISIL AA	20	198.86	1.27%	10.68%
Zero Coupon Bonds						
INE265J07274	JM Financial Asset Reconstruction Company Limited **	ICRA AA-	140	1,879.34	12.00%	6.71%
INE587O07271	Altico Capital India Limited **#	FITCH D	155	0.00	0.00%	
Subtotal				9,415.91	60.10%	
(b) Privately placed / Unlisted						
Non Convertible Debentures						
INE018E08060	9.65% SBI Cards and Payment Services Limited **	CRISIL AAA	165	1,698.42	10.84%	4.88%
Subtotal				1,698.42	10.84%	
(c) Securitised Debt						
Subtotal				NIL	NIL	
Total				11,114.33	70.94%	
Money Market Instruments						
Certificate of Deposit						
INE261F16595	National Bank For Agriculture and Rural Development **	ICRA A1+	1,240	1,219.92	7.79%	3.54%
INE556F16861	Small Industries Dev Bank of India **	CARE A1+	600	588.27	3.76%	3.55%
INE238A162W8	Axis Bank Limited	CRISIL A1+	580	565.55	3.61%	3.70%
INE095A16L30	IndusInd Bank Limited **	CRISIL A1+	90	88.42	0.56%	3.63%
Triparty Repo/ Reverse Repo Instrument						
Triparty Repo						
Total				1,697.02	10.83%	
Total				4,159.18	26.55%	
Net Current Assets				391.14	2.51%	
GRAND TOTAL				15,664.65	100.00%	

** Non Traded Securities/Illiquid Securities
\$ Less Than 0.01% of NAV

Securities classified as below investment grade or default



Monthly Portfolio Statement as on August 31,2021

ISIN	Name of the Instrument	Industry / Rating	Quantity	Market/Fair Value (Rs. in Lacs)	% to NAV	YIELD
Debt Instruments						
(a) Listed / awaiting listing on Stock Exchange						
Non Convertible Debentures						
INE081A08181	2% Tata Steel Limited	CARE AA+	41	743.54	9.26%	4.25%
INE14807GFS	8.9% Indiabulls Housing Finance Limited **	CARE AA	73,000	730.33	9.09%	7.59%
INE607M08048	8.45% Tata Power Renewable Energy Limited **	CARE AA(CE)	68	697.68	8.69%	4.66%
INE201P07189	9.68% G R Infraprojects Limited **	CRISIL AA	53	542.95	6.76%	6.02%
INE205A07204	7.5% Vedanta Limited **	CRISIL AA-	40	402.25	5.01%	6.33%
INES40P07293	10.15% U.P. Power Corporation Limited **	CRISIL A+(CE)	72	362.34	4.51%	7.79%
INE205A07162	8.9% Vedanta Limited **	CRISIL AA-	33	332.07	4.14%	6.15%
INE669E08284	8.04% Vodafone Idea Limited **#	CARE B-	78	191.47	2.38%	
INE556F08J11	8.81% Small Industries Dev Bank of India **	CARE AAA	15	153.01	1.91%	3.54%
INE201P07151	9.69% G R Infraprojects Limited **	CRISIL AA	12	120.12	1.50%	5.21%
INE296N08022	9% Wajwhani Renewable Energy Limited **	CARE AA(CE)	7	70.96	0.88%	4.44%
Zero Coupon Bonds						
INE265J07274	JM Financial Asset Reconstruction Company Limited **	ICRA AA-	70	939.67	11.70%	6.71%
INE587O07271	Altico Capital India Limited **#	FITCH D	13	0.00	0.00%	
Subtotal				5,286.39	65.83%	
(b) Privately placed / Unlisted						
Non Convertible Debentures						
INE018E08060	9.65% SBI Cards and Payment Services Limited **	CRISIL AAA	35	360.27	4.49%	4.88%
Subtotal				360.27	4.49%	
(c) Securitised Debt						
Subtotal				NIL	NIL	
Total				5,646.66	70.32%	
Money Market Instruments						
Certificate of Deposit						
INE095A16L30	IndusInd Bank Limited **	CRISIL A1+	640	628.74	7.83%	3.63%
INE238A16ZV8	Axis Bank Limited	CRISIL A1+	330	321.78	4.01%	3.70%
Triparty Repo/ Reverse Repo Instrument						
Triparty Repo				1,224.33	15.25%	
Total				2,174.85	27.09%	
Net Current Assets				386.79	2.59%	
GRAND TOTAL				8,030.30	100.00%	

** Non Traded Securities/Illiquid Securities

Less Than 0.01% of NAV

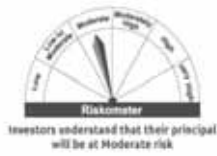
Securities classified as below investment grade or default



Monthly Portfolio Statement as on August 31,2021

ISIN	Name of the Instrument	Industry / Rating	Quantity	Market/Fair Value (Rs. in Lacs)	% to NAV	YIELD
Debt Instruments						
(a) Listed / awaiting listing on Stock Exchange						
Non Convertible Debentures						
INE020B08CA9	7.55% REC Limited **	CRISIL AAA	200	2,005.56	9.86%	3.25%
INE148I07GFS	8.9% Indiabulls Housing Finance Limited **	CARE AA	1,89,000	1,890.85	9.29%	7.59%
INE201P07151	9.69% G R Infraprojects Limited **	CRISIL AA	166	1,661.67	8.17%	5.21%
INE14E08AG6	9.38% Export Import Bank of India **	CRISIL AAA	165	1,054.74	5.18%	3.20%
INES40P07202	9.75% U.P. Power Corporation Limited **	CRISIL A+(CE)	174	436.24	2.14%	7.51%
INE134E08M4	7.4% Power Finance Corporation Limited	CRISIL AAA	30	300.95	1.48%	3.21%
Zero Coupon Bonds						
INE265J07274	JM Financial Asset Reconstruction Company Limited **	ICRA AA-	160	2,147.82	10.56%	6.71%
Subtotal				9,497.83	46.68%	
(b) Privately placed / Unlisted						
Subtotal				NIL	NIL	NIL
(c) Securitised Debt						
Subtotal				NIL	NIL	NIL
Total				9,497.83	46.68%	
Money Market Instruments						
Certificate of Deposit						
INE095A16L06	IndusInd Bank Limited **	CRISIL A1+	1,830	1,827.72	8.98%	3.25%
Triparty Repo/ Reverse Repo Instrument						
Triparty Repo						
Total				946.34	4.65%	
Total				2,774.06	13.63%	
Mutual Fund Units						
INF204K01ZH0	Nippon India Liquid Fund-Direct Growth Plan		1,47,715.978	7,538.46	37.05%	
Total				7,538.46	37.05%	
Net Current Assets				535.24	2.64%	
GRAND TOTAL				20,345.59	100.00%	

** Non Traded Securities/Illiquid Securities



Monthly Portfolio Statement as on August 31,2021

ISIN	Name of the Instrument	Industry / Rating	Quantity	Market/Fair Value (Rs. in Lacs)	% to NAV	YIELD
	Debt Instruments					
	(a) Listed / awaiting listing on Stock Exchange					
	Government Securities					
IN1020110079	8.9% State Government Securities	SOVEREIGN	19,00,000	1,909.78	18.31%	3.36%
	Non Convertible Debentures					
INE134E08J0	7.47% Power Finance Corporation Limited **	CRISIL AAA	108	1,081.79	10.37%	3.21%
INE514E08AG6	9.38% Export Import Bank of India **	CRISIL AAA	103	1,034.65	9.92%	3.20%
INE156070C1	9.82% HDI Financial Services Limited **	CRISIL AAA	98	981.10	9.41%	3.39%
INE752E07MZ9	8.4% Power Grid Corporation of India Limited **	CRISIL AAA	92	921.84	8.84%	3.12%
	Zero Coupon Bonds					
INE660A07PU6	Sundaram Finance Limited **	CRISIL AAA	90	1,157.41	11.10%	3.38%
INE860H07GD2	Aditya Birla Finance Limited **	ICRA AAA	20	260.68	2.50%	3.62%
	Subtotal			7,347.05	70.45%	
	(b) Privately placed / Unlisted			NIL	NIL	NIL
	Subtotal			NIL	NIL	NIL
	(c) Securitised Debt					
	Subtotal			NIL	NIL	
	Total			7,347.05	70.45%	
	Money Market Instruments					
	Triparty Repo/ Reverse Repo Instrument					
	Triparty Repo			1,185.47	11.37%	
	Total			1,185.47	11.37%	
	Mutual Fund Units					
INF204K01ZH0	Nippon India Liquid Fund-Direct Growth Plan		29,483.327	1,504.64	14.43%	
	Total			1,504.64	14.43%	
	Net Current Assets			392.54	3.75%	
	GRAND TOTAL			10,429.79	100.00%	

** Non Traded Securities/Illiquid Securities



Monthly Portfolio Statement as on August 31,2021

ISIN	Name of the Instrument	Industry / Rating	Quantity	Market/Fair Value (Rs. in Lacs)	% to NAV	YIELD
Debt Instruments						
(a) Listed / awaiting listing on Stock Exchange						
Government Securities						
IN1020110079	8.9% State Government Securities	SOVEREIGN	6,00,000	603.09	11.33%	3.36%
IN1320110019	8.89% State Government Securities	SOVEREIGN	5,00,000	502.58	9.44%	3.35%
Non Convertible Debentures						
INE14807GE8	8.75% Indiabulls Housing Finance Limited **	CARE AA	55,000	550.20	10.33%	7.58%
INE75607CC1	9.82% HDB Financial Services Limited **	CRISIL AAA	30	300.34	5.64%	3.39%
INE134E08M4	7.4% Power Finance Corporation Limited	CRISIL AAA	20	200.83	3.77%	3.21%
INE134E08U0	7.47% Power Finance Corporation Limited **	CRISIL AAA	14	140.23	2.63%	3.21%
Zero Coupon Bonds						
INE860H07GD2	Aditya Birla Finance Limited **	ICRA AAA	47	612.59	11.51%	3.62%
Subtotal				2,909.66	54.65%	
(b) Privately placed / Unlisted						
Subtotal				NIL	NIL	NIL
(c) Securitised Debt						
Subtotal				NIL	NIL	NIL
Total				2,909.66	54.65%	
Money Market Instruments						
Certificate of Deposit						
INE095A16L06	Industrial Bank Limited **	CRISIL A1+	150	149.81	2.81%	3.25%
Triparty Repo Reverse Repo Instrument						
Triparty Repo						
Total				727.95	13.67%	
Total				877.76	16.46%	
Mutual Fund Units						
INF204K01ZHO	Nippon India Liquid Fund-Direct Growth Plan		27,517.772	1,404.33	26.38%	
Total				1,404.33	26.38%	
Net Current Assets				131.90	2.49%	
GRAND TOTAL				5,323.65	100.00%	

** Non Traded Securities/Illiquid Securities



Monthly Portfolio Statement as on August 31,2021

ISIN	Name of the Instrument	Industry / Rating	Quantity	Market/Fair Value (Rs. in Lacs)	% to NAV	YIELD
Debt Instruments						
(a) Listed / awaiting listing on Stock Exchange						
Government Securities						
IN1520110074	8.65% State Government Securities	SOVEREIGN	4,13,700	414.92	16.47%	3.27%
Non Convertible Debentures						
INE514E08AG6	9.38% Export Import Bank of India **	CRISIL AAA	24	241.08	9.57%	3.20%
INE14807GE8	8.75% Indiabulls Housing Finance Limited **	CARE AA	24,000	240.09	9.53%	7.58%
INE75607CC1	9.82% HDB Financial Services Limited **	CRISIL AAA	22	220.25	8.74%	3.39%
INE752E07MZ9	8.4% Power Grid Corporation of India Limited **	CRISIL AAA	10	100.18	3.98%	3.12%
INE134E08U0	7.47% Power Finance Corporation Limited **	CRISIL AAA	8	80.13	3.18%	3.21%
Zero Coupon Bonds						
INE860H07GD2	Aditya Birla Finance Limited **	ICRA AAA	15	195.51	7.76%	3.62%
Subtotal				1,492.16	59.23%	
(b) Privately placed / Unlisted						
Subtotal				NIL	NIL	NIL
(c) Securitised Debt						
Subtotal				NIL	NIL	NIL
Total				1,492.16	59.23%	
Money Market Instruments						
Certificate of Deposit						
INE095A16L06	Industrial Bank Limited **	CRISIL A1+	100	99.88	3.96%	3.25%
Triparty Repo Reverse Repo Instrument						
Triparty Repo						
Total				338.47	13.44%	
Subtotal				438.35	17.40%	
Mutual Fund Units						
INF204K01ZHO	Nippon India Liquid Fund-Direct Growth Plan		9,827.776	501.55	19.91%	
Total				501.55	19.91%	
Net Current Assets				87.13	3.46%	
GRAND TOTAL				2,519.19	100.00%	

** Non Traded Securities/Illiquid Securities



ISIN Name of the Instrument

Monthly Portfolio Statement as on August 31,2021

ISIN	Name of the Instrument	Industry / Rating	Quantity	Market/Fair Value (Rs. in Lacs)	% to NAV	YIELD
Debt Instruments						
(a) Listed / awaiting listing on Stock Exchange						
Government Securities						
IN1620150145	8.21% State Government Securities	SOVEREIGN	25,40,000	2,605.34	16.64%	3.68%
IN2920150314	8.39% State Government Securities	SOVEREIGN	16,10,000	1,650.02	10.54%	3.68%
IN1820150077	8.53% State Government Securities	SOVEREIGN	1,60,000	164.41	1.05%	3.68%
IN3320140178	8.72% State Government Securities	SOVEREIGN	1,00,000	100.48	0.64%	3.45%
Non Convertible Debentures						
INE020B08AF2	7.46% REC Limited **	CRISIL AAA	145	1,476.02	9.43%	3.62%
INE002A08575	8.3% Reliance Industries Limited **	CRISIL AAA	117	1,196.54	7.64%	3.67%
INE261F08A17	8.6% National Bank For Agriculture and Rural Development **	CRISIL AAA	90	917.93	5.86%	3.56%
INE027E07659	8.65% L&T Finance Limited **	CARE AAA	69	712.32	4.55%	4.58%
INE134E08JW1	8.18% Power Finance Corporation Limited **	CRISIL AAA	63	644.89	4.12%	3.63%
INE031A08640	8.4% Housing & Urban Development Corporation Limited **	ICRA AAA	59	595.96	3.80%	3.83%
INE759E07987	9.48% L&T Finance Limited **	CARE AAA	62	638.34	3.44%	4.12%
INE556F08JK7	7.95% Small Industries Dev Bank of India **	ICRA AAA	50	513.05	3.28%	3.73%
INE134E08GT3	8.55% Power Finance Corporation Limited **	CRISIL AAA	21	212.75	1.36%	3.46%
INE001A07RS3	8.58% Housing Development Finance Corporation Limited **	CRISIL AAA	10	102.50	0.65%	3.74%
INE752E07OD2	7.2% Power Grid Corporation of India Limited **	CRISIL AAA	8	80.89	0.52%	3.34%
INE906B07FE6	7.17% National Highways Auth Of Ind	CRISIL AAA	4	40.45	0.26%	3.35%
Zero Coupon Bonds						
INE860H07QE0	Aditya Birla Finance Limited **	ICRA AAA	80	1,066.09	6.81%	4.42%
INE115A07NM3	LIC Housing Finance Limited **	CRISIL AAA	50	651.69	4.16%	3.75%
INE756I07C18	HDB Financial Services Limited	CRISIL AAA	10	130.96	0.84%	4.20%
Subtotal				13,400.33	85.59%	
(b) Privately placed / Unlisted						
Non Convertible Debentures						
INE895D08782	8.25% Tata Sons Private Ltd **	CRISIL AAA	94	959.16	6.13%	4.39%
Subtotal				959.16	6.13%	
(c) Securitised Debt						
Subtotal				NIL	NIL	
Total				14,359.49	91.72%	
Money Market Instruments						
Certificate of Deposit						
INE261F16595	National Bank For Agriculture and Rural Development **	ICRA A1+	300	295.14	1.88%	3.54%
INE556F16861	Small Industries Dev Bank of India **	CARE A1+	200	196.09	1.25%	3.55%
Triparty Repo/ Reverse Repo Instrument						
Triparty Repo				5.11	0.03%	
Total				496.34	3.19%	
Net Current Assets				802.41	5.12%	
GRAND TOTAL				15,658.24	100.00%	

** Non Traded Securities/Illiquid Securities



Monthly Portfolio Statement as on August 31,2021

ISIN	Name of the Instrument	Industry / Rating	Quantity	Market/Fair Value (Rs. in Lacs)	% to NAV	YIELD
Debt Instruments						
(a) Listed / awaiting listing on Stock Exchange						
Non Convertible Debentures						
INE607M08048	8.45% Tata Power Renewable Energy Limited **	CARE AA(CE)	100	1,026.00	9.26%	4.66%
INE14807GFS	8.9% Indiabulls Housing Finance Limited **	CARE AA	1,02,000	1,020.46	9.21%	7.59%
INE081A08181	2% Tata Steel Limited	CARE AA+	56	1,015.57	9.17%	4.25%
INE201P07189	9.68% G R Infraprojects Limited **	CRISIL AA	89	911.75	8.23%	6.02%
INES40P07293	10.15% U.P. Power Corporation Limited **	CRISIL A+(CE)	100	503.26	4.54%	7.79%
INE205A07162	8.9% Vedanta Limited **	CRISIL AA-	50	503.14	4.54%	6.15%
INE205A07204	7.5% Vedanta Limited **	CRISIL AA-	50	502.82	4.54%	6.33%
INE020B08922	8.27% REC Limited **	CARE AAA	35	358.09	3.23%	3.64%
INE582L07203	9% Tata Housing Development Company Limited **	CARE AA	29	297.21	2.68%	4.39%
INE699E08284	8.04% Vodafone Idea Limited **#	CARE B-	108	265.12	2.39%	
INE201P07151	9.68% G R Infraprojects Limited **	CRISIL AA	13	130.13	1.17%	5.21%
INE296N08922	8% Waluhan Renewable Energy Limited **	CARE AA(CE)	10	101.37	0.91%	4.44%
Zero Coupon Bonds						
INE265J07274	JM Financial Asset Reconstruction Company Limited **	ICRA AA-	51	684.62	6.18%	6.71%
INE587O07271	Altico Capital India Limited **#	FITCH D	146	0.00	\$0.00%	
Subtotal				7,319.54	66.05%	
(b) Privately placed / Unlisted						
Subtotal				NIL	NIL	NIL
(c) Securitised Debt						
Subtotal				NIL	NIL	NIL
Total				7,319.54	66.05%	
Money Market Instruments						
Certificate of Deposit						
INE095A16L30	IndusInd Bank Limited **	CRISIL A1+	1,050	1,031.53	9.31%	3.63%
INE556F16861	Small Industries Dev Bank of India **	CARE A1+	700	686.32	6.19%	3.55%
INE238A162W8	Axis Bank Limited	CRISIL A1+	340	331.53	2.99%	3.70%
Triparty Repo/ Reverse Repo Instrument						
Triparty Repo				1,432.05	12.92%	
Total				3,481.43	31.41%	
Net Current Assets				279.16	2.54%	
GRAND TOTAL				11,080.13	100.00%	

** Non Traded Securities/Illiquid Securities

Less Than 0.01% of NAV

Securities classified as below investment grade or default



Monthly Portfolio Statement as on August 31,2021

ISIN	Name of the Instrument	Industry / Rating	Quantity	Market/Fair Value (Rs. in Lacs)	% to NAV	YIELD
Equity & Equity related						
(a) Listed / awaiting listing on Stock Exchanges						
INE397D01024	Bharti Airtel Limited	Telecom - Services	15,00,000	9,960.75	10.68%	
INE860A01027	HCL Technologies Limited	Software	7,50,000	8,867.25	9.50%	
INE062A01020	State Bank of India	Banks	15,00,000	6,390.75	6.85%	
INE040A01034	HDFC Bank Limited	Banks	4,00,000	6,325.60	6.78%	
INE002A01018	Reliance Industries Limited	Petroleum Products	2,60,000	5,871.19	6.29%	
INE733E01010	NTPC Limited	Power	40,00,000	4,638.00	4.97%	
INE000A01021	ICICI Bank Limited	Banks	6,00,000	4,314.30	4.62%	
INE177A01029	Kennametal India Limited	Industrial Capital Goods	2,95,000	4,282.37	4.59%	
INE180A01020	Max Financial Services Limited	Insurance	3,54,470	3,857.17	4.13%	
INE029A01011	Bharat Petroleum Corporation Limited	Petroleum Products	8,00,000	3,773.20	4.04%	
INE123W01016	SBI Life Insurance Company Limited	Insurance	3,00,000	3,576.15	3.83%	
INE001A01036	Housing Development Finance Corporation Limited	Finance	1,25,000	3,498.13	3.75%	
INE019A01030	Larsen & Toubro Limited	Construction Project	2,00,000	3,344.40	3.58%	
INE876N01018	Orient Cement Limited	Cement & Cement Products	22,00,000	3,339.60	3.58%	
INE044A01036	Sun Pharmaceutical Industries Limited	Pharmaceuticals	4,00,000	3,176.20	3.40%	
INE263A01024	Bharat Electronics Limited	Aerospace & Defense	15,00,000	2,799.75	3.00%	
INE114A01011	Steel Authority of India Limited	Ferrous Metals	23,00,000	2,796.80	3.00%	
INE442H01029	Ashoka Buildcon Limited	Construction	20,17,524	2,016.52	2.16%	
INE366E01010	IVRCL Logistics Limited	Transportation	5,04,700	1,595.86	1.71%	
INE866A01026	ITD Cementation India Limited	Construction	16,39,299	1,282.75	1.37%	
INE878A01011	GE Power India Limited	Industrial Capital Goods	3,70,847	1,213.41	1.30%	
INE178A01016	Chennai Petroleum Corporation Limited	Petroleum Products	8,12,486	872.20	0.93%	
INE976G01028	RBL Bank Limited	Banks	5,00,000	827.50	0.89%	
INE101A01026	Mahindra & Mahindra Limited	Auto	50,000	396.65	0.43%	
INE238A01034	Axi Bank Limited	Banks	25,000	196.63	0.21%	
Subtotal				89,213.13	95.59%	
(b) UNLISTED						
Subtotal				NIL	NIL	NIL
Total				89,213.13	95.59%	
Money Market Instruments						
Triparty Repo/ Reverse Repo Instrument						
Triparty Repo				4,161.94	4.46%	
Total				4,161.94	4.46%	
Net Current Assets				(72.80)	-0.05%	
GRAND TOTAL				93,302.17	100.00%	



Monthly Portfolio Statement as on August 31,2021

ISIN	Name of the Instrument	Industry / Rating	Quantity	Market/Fair Value (Rs. in Lacs)	% to NAV	YIELD
Debt Instruments						
(a) Listed / awaiting listing on Stock Exchange						
Government Securities						
IN1620150145	8.21% State Government Securities	SOVEREIGN	35,50,000	3,641.32	26.43%	3.68%
IN2920150314	8.39% State Government Securities	SOVEREIGN	1,60,000	163.98	1.19%	3.68%
IN3320140178	8.72% State Government Securities	SOVEREIGN	1,50,000	150.71	1.09%	3.45%
IN1620110073	8.88% State Government Securities	SOVEREIGN	90,000	92.21	0.67%	3.60%
Non Convertible Debentures						
INE020B08872	8.44% REC Limited **	CRISIL AAA	100	1,012.50	7.35%	3.46%
INE002A08575	8.3% Reliance Industries Limited **	CRISIL AAA	99	1,012.46	7.35%	3.67%
INE031A08640	8.4% Housing & Urban Development Corporation Limited **	ICRA AAA	59	605.93	4.40%	3.83%
INE027E07659	8.65% L&T Finance Limited **	CARE AAA	48	495.53	3.60%	4.58%
INE906B07FG1	7.6% National Highways Auth Of Ind **	CRISIL AAA	43	438.94	3.19%	3.57%
INE759E07997	8.48% L&T Finance Limited **	CARE AAA	36	372.89	2.71%	4.12%
INE020B085F0	8.45% REC Limited **	CRISIL AAA	35	359.20	2.61%	3.64%
INE556F08JK7	7.95% Small Industries Dev Bank of India **	ICRA AAA	30	307.83	2.23%	3.73%
INE556F08J11	8.81% Small Industries Dev Bank of India **	CARE AAA	23	234.61	1.70%	3.54%
INE134E08IN2	7.27% Power Finance Corporation Limited **	CRISIL AAA	21	212.32	1.54%	3.46%
INE752E07MF1	8.2% Power Grid Corporation of India Limited **	CRISIL AAA	12	122.08	0.89%	3.54%
INE134E08JW1	8.18% Power Finance Corporation Limited **	CRISIL AAA	10	102.36	0.74%	3.63%
INE001A07R63	8.58% Housing Development Finance Corporation Limited **	CRISIL AAA	8	82.00	0.60%	3.74%
INE115A07NS0	8.69% LIC Housing Finance Limited **	CRISIL AAA	5	51.42	0.37%	4.01%
INE261F08B15	7.9% National Bank For Agriculture and Rural Development **	CRISIL AAA	5	51.22	0.37%	3.81%
INE752E070D2	7.2% Power Grid Corporation of India Limited **	CRISIL AAA	4	40.45	0.29%	3.34%
Zero Coupon Bonds						
INE860H07GE0	Aditya Birla Finance Limited **	ICRA AAA	100	1,332.62	9.67%	4.42%
INE115A07NM3	LIC Housing Finance Limited **	CRISIL AAA	85	1,107.88	8.04%	3.75%
Subtotal				11,990.26	87.03%	
(b) Privately placed / Unlisted						
Non Convertible Debentures						
INE895D08782	8.25% Tata Sons Private Ltd **	CRISIL AAA	95	969.37	7.04%	4.39%
Subtotal				969.37	7.04%	
(c) Securitised Debt						
Subtotal				NIL	NIL	
Total				12,959.63	94.07%	
Money Market Instruments						
Certificate of Deposit						
INE556F16861	Small Industries Dev Bank of India **	CARE A1+	110	107.85	0.78%	3.55%
INE261F16595	National Bank For Agriculture and Rural Development **	ICRA A1+	100	98.38	0.71%	3.54%
Triparty Repo/ Reverse Repo Instrument						
Triparty Repo				9.01	0.07%	
Total				215.24	1.56%	
Net Current Assets				599.88	4.37%	
GRAND TOTAL				13,774.75	100.00%	

** Non Traded Securities/Illiquid Securities



Monthly Portfolio Statement as on August 31,2021

ISIN	Name of the Instrument	Industry / Rating	Quantity	Market/Fair Value (Rs. in Lacs)	% to NAV	YIELD
Debt Instruments						
(a) Listed / awaiting listing on Stock Exchange						
Government Securities						
IN2920150314	8.39% State Government Securities	SOVEREIGN	8,70,000	891.63	27.01%	3.68%
IN1620110073	8.88% State Government Securities	SOVEREIGN	60,000	61.47	1.86%	3.60%
IN1620150145	8.21% State Government Securities	SOVEREIGN	20,000	20.51	0.62%	3.68%
Non Convertible Debentures						
INE134E08GT3	9.55% Power Finance Corporation Limited **	CRISIL AAA	30	303.93	9.21%	3.46%
INE759E07897	9.48% L&T Finance Limited **	CARE AAA	22	227.76	6.90%	4.12%
INE261F08A17	8.6% National Bank For Agriculture and Rural Development **	CRISIL AAA	21	214.18	6.49%	3.56%
INE002A08575	8.3% Reliance Industries Limited **	CRISIL AAA	20	204.54	6.20%	3.67%
INE031A08640	8.4% Housing & Urban Development Corporation Limited **	ICRA AAA	15	154.05	4.67%	3.83%
INE020B08922	8.27% REC Limited **	CARE AAA	13	133.00	4.03%	3.64%
INE906B07FC1	7.6% National Highways Auth Of Ind **	CRISIL AAA	6	61.25	1.86%	3.57%
INE020B08AF2	7.48% REC Limited **	CRISIL AAA	5	50.90	1.54%	3.62%
INE752E07MF1	8.2% Power Grid Corporation of India Limited **	CRISIL AAA	3	30.52	0.92%	3.54%
INE752E07OD2	7.2% Power Grid Corporation of India Limited **	CRISIL AAA	1	10.11	0.31%	3.34%
Zero Coupon Bonds						
INE860H07GE0	Aditya Birla Finance Limited **	ICRA AAA	26	348.48	10.50%	4.42%
INE115A07NM3	LIC Housing Finance Limited **	CRISIL AAA	10	130.34	3.95%	3.75%
Subtotal				2,840.67	86.07%	
(b) Privately placed / Unlisted						
Non Convertible Debentures						
INE895D08790	8.25% Tata Sons Private Ltd **	CRISIL AAA	13	132.65	4.02%	4.39%
INE895D08782	8.25% Tata Sons Private Ltd **	CRISIL AAA	6	61.22	1.85%	4.39%
Subtotal				193.87	5.87%	
(c) Securitised Debt						
Subtotal				NIL	NIL	
Total				3,034.54	91.94%	
Money Market Instruments						
Certificate of Deposit						
INE261F16595	National Bank For Agriculture and Rural Development **	ICRA A1+	50	49.19	1.49%	3.54%
INE095A16L30	Industrial Bank Limited **	CRISIL A1+	50	49.12	1.49%	3.63%
Triparty Repo Reverse Repo Instrument						
Triparty Repo						
Total				7.50	0.23%	
Total				105.81	3.21%	
Net Current Assets				160.47	4.85%	
GRAND TOTAL				3,300.82	100.00%	

** Non Traded Securities/Illiquid Securities



Monthly Portfolio Statement as on August 31,2021

ISIN	Name of the Instrument	Industry / Rating	Quantity	Market/Fair Value (Rs. in Lacs)	% to NAV	YIELD
Debt Instruments						
(a) Listed / awaiting listing on Stock Exchange						
Government Securities						
IN1520110132	8.99% State Government Securities	SOVEREIGN	39,00,000	4,010.74	15.06%	3.59%
IN2220160179	7.38% State Government Securities	SOVEREIGN	20,00,000	2,031.89	7.63%	3.68%
IN1820150077	8.53% State Government Securities	SOVEREIGN	6,90,000	709.00	2.66%	3.68%
IN1620150145	8.21% State Government Securities	SOVEREIGN	3,00,000	307.72	1.16%	3.68%
IN2220110109	8.76% State Government Securities	SOVEREIGN	3,00,000	307.23	1.15%	3.58%
IN2820150273	8.49% State Government Securities	SOVEREIGN	2,00,000	205.46	0.77%	3.68%
IN1620110073	8.88% State Government Securities	SOVEREIGN	1,30,000	133.19	0.50%	3.60%
Non Convertible Debentures						
INE261F08BIS	7.9% National Bank For Agriculture and Rural Development **	CRISIL AAA	253	2,591.75	9.73%	3.81%
INE020B08BD5	8.83% REC Limited **	CRISIL AAA	240	2,446.43	9.18%	3.59%
INE179E07897	9.46% L&T Finance Limited **	CARE AAA	200	2,070.52	7.77%	4.12%
INE002A08575	8.3% Reliance Industries Limited **	CRISIL AAA	190	1,943.10	7.29%	3.67%
INE031A08657	8.23% Housing & Urban Development Corporation Limited **	ICRA AAA	120	1,231.68	4.62%	3.83%
INE556F08JK7	7.95% Small Industries Dev Bank of India **	ICRA AAA	64	656.70	2.47%	3.73%
INE134E08JW1	8.18% Power Finance Corporation Limited **	CRISIL AAA	47	481.11	1.81%	3.63%
INE134E08IN2	7.27% Power Finance Corporation Limited **	CRISIL AAA	16	161.77	0.61%	3.46%
INE001A07RS3	8.58% Housing Development Finance Corporation Limited **	CRISIL AAA	12	123.00	0.46%	3.74%
Zero Coupon Bonds						
INE860H07QE0	Aditya Birla Finance Limited **	ICRA AAA	204	2,718.54	10.21%	4.42%
INE115A07NM3	LIC Housing Finance Limited **	CRISIL AAA	90	1,173.05	4.40%	3.75%
INE75607C8	HDB Financial Services Limited	CRISIL AAA	30	382.87	1.47%	4.20%
Subtotal				23,695.75	88.95%	
(b) Privately placed / Unlisted						
Non Convertible Debentures						
INE895D08782	8.25% Tata Sons Private Ltd **	CRISIL AAA	50	510.19	1.92%	4.39%
INE895D08790	8.25% Tata Sons Private Ltd **	CRISIL AAA	37	377.54	1.42%	4.39%
Subtotal				887.73	3.34%	
(c) Securitised Debt						
Subtotal				NIL	NIL	
Total				24,583.48	92.29%	
Money Market Instruments						
Certificate of Deposit						
INE556F16861	Small Industries Dev Bank of India **	CARE A1+	330	323.55	1.21%	3.55%
INE261F16595	National Bank For Agriculture and Rural Development **	ICRA A1+	300	295.14	1.11%	3.54%
INE095A16L30	IndusInd Bank Limited **	CRISIL A1+	120	117.89	0.44%	3.63%
Triparty Repo/ Reverse Repo Instrument						
Triparty Repo						
Total				92.94	0.35%	
Net Current Assets				1,223.79	4.60%	
GRAND TOTAL				26,636.79	100.00%	

** Non Traded Securities/Illiquid Securities



ISIN	Name of the Instrument	Industry / Rating	Quantity	Market/Fair Value (Rs. in Lacs)	% to NAV	YIELD
Debt Instruments						
(a) Listed / awaiting listing on Stock Exchange						
Non Convertible Debentures						
INE205A07204	7.5% Vedanta Limited **	CRISIL AA-	45	452.53	9.41%	6.33%
INE201P07169	9.68% G R Infraprojects Limited **	CRISIL AA	40	409.77	8.52%	6.02%
INE148I07JN3	9.08% Indiabulls Housing Finance Limited **	CRISIL AA	40	397.72	8.27%	10.68%
INE507M08048	8.45% Tata Power Renewable Energy Limited **	CARE AA(CE)	37	379.62	7.89%	4.66%
INE296N08022	0% Waiwin Renewable Energy Limited **	CARE AA(CE)	34	344.66	7.17%	4.44%
INE081A08181	2% Tata Steel Limited	CARE AA+	12	217.62	4.52%	4.25%
INE540P07293	10.15% U.P. Power Corporation Limited **	CRISIL A+(CE)	37	186.20	3.87%	7.79%
INE556F08J11	8.81% Small Industries Dev Bank of India **	CARE AAA	11	112.21	2.33%	3.54%
INE582L07203	9% Tata Housing Development Company Limited **	CARE AA	10	102.49	2.13%	4.39%
INE69E08284	8.04% Vodafone Idea Limited **#	CARE B-	37	90.83	1.89%	
INE105N07100	8.28% Oriental Nagpur Betul Highway Limited **	CRISIL AAA	50	50.12-94.2333 -1.4 TD[594.2u4(7.21.7(1(s)JT/IT6 1 -84.14.2333 -1.4 TD-0108 Tc=0004 Tw2		

INBSA Indust 0-11.9(a)33.6(nk)63.4(Lim)10.3(-.6)1(2)1.8(e)33.4(d)**JTJ55.4333 0 TD.0109 Tc=0221 Tw(CR)55.4(S)11.2(I)55.4(LA)441+
 10)-70096(10,2109(62)-7233.4(4,2108(33%)-7233.7(3,21.7(25%)TJ367.6633 -1.4 Tc=0218 Tw(I)55.1(N)-6(E)10.38205A)441628% W7272822444(A)30934338.0(s)R(8)D-11(9e)33.0(nk)368.4(Lim)0.3(RD)121.8(a)E **JTJ55.4333 0 TD.0109 Tc=0221 Tw(CR)55.4(S)11.2(I)55.4(LA)441+ ** d (4 . 3 3) e (8 . 1 2) t (6 . .) i (3 . 0 1) m i

Monthly Portfolio Statement as on August 31,2021

ISIN	Name of the Instrument	Industry / Rating	Quantity	Market/Fair Value (Rs. in Lacs)	% to NAV	YIELD
Debt Instruments						
(a) Listed / awaiting listing on Stock Exchange						
Government Securities						
IN2920110086	8.74% State Government Securities	SOVEREIGN	25,00,000	2,545.28	20.48%	3.61%
IN1820150077	8.53% State Government Securities	SOVEREIGN	2,80,000	287.71	2.32%	3.68%
IN1620150145	8.21% State Government Securities	SOVEREIGN	84,200	86.37	0.70%	3.68%
IN2820150273	8.49% State Government Securities	SOVEREIGN	50,000	51.37	0.41%	3.68%
IN2920150314	8.39% State Government Securities	SOVEREIGN	30,000	30.75	0.25%	3.68%
Non Convertible Debentures						
INE020B08BD5	8.83% REC Limited **	CRISIL AAA	113	1,151.86	9.27%	3.59%
INE261F08A17	8.6% National Bank For Agriculture and Rural Development **	CRISIL AAA	100	1,019.93	8.21%	3.56%
INE134E08IN2	7.27% Power Finance Corporation Limited **	CRISIL AAA	100	1,011.06	8.14%	3.46%
INE002A08575	8.3% Reliance Industries Limited **	CRISIL AAA	98	1,002.23	8.07%	3.67%
INE018A08AR3	7.87% Larsen & Toubro Limited **	CRISIL AAA	67	686.06	5.52%	3.84%
INE031A08540	8.4% Housing & Urban Development Corporation Limited **	ICRA AAA	52	534.04	4.30%	3.83%
INE556F08JK7	7.95% Small Industries Dev Bank of India **	ICRA AAA	44	451.48	3.63%	3.73%
INE001A07RS3	8.58% Housing Development Finance Corporation Limited **	CRISIL AAA	32	327.99	2.64%	3.74%
INE906B07FG1	7.6% National Highways Auth Of Ind **	CRISIL AAA	20	204.16	1.64%	3.57%
INE134E08JW1	8.18% Power Finance Corporation Limited **	CRISIL AAA	15	153.54	1.24%	3.63%
INE031A08532	8.46% Housing & Urban Development Corporation Limited **	ICRA AAA	13	132.77	1.07%	3.67%
INE752E07MF1	8.2% Power Grid Corporation of India Limited **	CRISIL AAA	13	132.25	1.06%	3.54%
INE906B07FE6	7.17% National Highways Auth Of Ind	CRISIL AAA	8	80.90	0.65%	3.35%
Zero Coupon Bonds						
INE115A07NM3	LIC Housing Finance Limited **	CRISIL AAA	115	1,498.89	12.06%	3.75%
Subtotal				11,388.66	91.66%	
(b) Privately placed / Unlisted						
Subtotal				NIL	NIL	NIL
(c) Securitised Debt						
Subtotal				NIL	NIL	
Total				11,388.66	91.66%	
Money Market Instruments						
Certificate of Deposit						
INE261F16595	National Bank For Agriculture and Rural Development **	ICRA A1+	380	373.85	3.01%	3.54%
INE556F16861	Small Industries Dev Bank of India **	CARE A1+	120	117.65	0.95%	3.55%
INE095A16L30	IndusInd Bank Limited **	CRISIL A1+	80	78.59	0.63%	3.63%
Triparty Repo/ Reverse Repo Instrument						
Triparty Repo				116.19	0.94%	
Total				686.28	5.53%	
Net Current Assets				351.72	2.81%	
GRAND TOTAL				12,426.56	100.00%	

** Non Traded Securities/Illiquid Securities



Monthly Portfolio Statement as on August 31,2021

ISIN	Name of the Instrument	Industry / Rating	Quantity	Market/Fair Value (Rs. in Lacs)	% to NAV	YIELD
Debt Instruments						
(a) Listed / awaiting listing on Stock Exchange						
Government Securities						
IN1320110035	8.72% State Government Securities	SOVEREIGN	35,00,000	3,570.24	8.05%	3.60%
IN1920110047	8.69% State Government Securities	SOVEREIGN	11,44,500	1,169.43	2.64%	3.58%
IN2220110109	8.76% State Government Securities	SOVEREIGN	7,00,000	716.87	1.62%	3.58%
IN3320150664	8.52% State Government Securities	SOVEREIGN	4,50,000	462.31	1.04%	3.68%
IN3320140178	8.72% State Government Securities	SOVEREIGN	2,50,000	251.19	0.57%	3.45%
IN1820150077	8.53% State Government Securities	SOVEREIGN	1,50,000	154.13	0.35%	3.68%
IN1620150145	8.21% State Government Securities	SOVEREIGN	40,000	41.03	0.09%	3.68%
IN1220180195	7.86% State Government Securities	SOVEREIGN	35,000	35.49	0.08%	3.59%
Non Convertible Debentures						
INE134E08N2	7.27% Power Finance Corporation Limited **	CRISIL AAA	317	3,205.04	7.23%	3.46%
INE002A08575	8.3% Reliance Industries Limited **	CRISIL AAA	307	3,139.85	7.08%	3.67%
INE020B08B05	8.83% REC Limited **	CRISIL AAA	285	2,905.13	6.55%	3.59%
INE261F08B15	7.9% National Bank For Agriculture and Rural Development **	CRISIL AAA	271	2,776.14	6.26%	3.81%
INE018A08AR3	7.87% Larsen & Toubro Limited **	CRISIL AAA	265	2,713.61	6.12%	3.84%
INE031A08657	8.23% Housing & Urban Development Corporation Limited **	ICRA AAA	242	2,483.89	5.60%	3.83%
INE020B08BF0	8.45% REC Limited **	CRISIL AAA	131	1,344.44	3.03%	3.64%
INE556F08JK7	7.95% Small Industries Dev Bank of India **	ICRA AAA	91	933.75	2.11%	3.73%
INE134E08GT3	8.55% Power Finance Corporation Limited **	CRISIL AAA	69	699.05	1.58%	3.46%
INE134E08JW1	8.18% Power Finance Corporation Limited **	CRISIL AAA	65	665.36	1.50%	3.63%
INE031A08B45	8.4% Housing & Urban Development Corporation Limited **	ICRA AAA	31	318.37	0.72%	3.83%
INE020B08BR5	8.5% REC Limited **	CRISIL AAA	30	304.33	0.69%	3.46%
INE556F08J11	8.81% Small Industries Dev Bank of India **	CARE AAA	23	234.61	0.53%	3.54%
INE752E07MF1	8.2% Power Grid Corporation of India Limited **	CRISIL AAA	14	142.43	0.32%	3.54%
INE906B07FE6	7.17% National Highways Auth Of Ind	CRISIL AAA	1	10.11	0.02%	3.35%
Zero Coupon Bonds						
INE756I07C18	HDB Financial Services Limited	CRISIL AAA	410	5,369.16	12.11%	4.20%
INE296A07Q05	Bajaj Finance Limited **	CRISIL AAA	374	4,899.77	11.05%	4.20%
INE115A07NM3	LIC Housing Finance Limited **	CRISIL AAA	279	3,636.45	8.20%	3.75%
Subtotal				42,181.98	95.14%	
(b) Privately placed / Unlisted						
Subtotal				NIL	NIL	NIL
(c) Securitised Debt						
Subtotal				NIL	NIL	
Total				42,181.98	95.14%	
Money Market Instruments						
Certificate of Deposit						
INE261F16595	National Bank For Agriculture and Rural Development **	ICRA A1+	840	826.39	1.86%	3.54%
INE556F16861	Small Industries Dev Bank of India **	CARE A1+	100	98.05	0.22%	3.55%
Triparty Repo/ Reverse Repo Instrument						
Triparty Repo				228.71	0.52%	
Total				1,153.15	2.60%	
Net Current Assets				990.27	2.26%	
GRAND TOTAL				44,325.40	100.00%	

** Non Traded Securities/Illiquid Securities



Monthly Portfolio Statement as on August 31,2021

ISIN	Name of the Instrument	Industry / Rating	Quantity	Market/Fair Value (Rs. in Lacs)	% to NAV	YIELD
Debt Instruments						
(a) Listed / awaiting listing on Stock Exchange						
Government Securities						
IN2920150413	8.21% State Government Securities	SOVEREIGN	12,00,000	1,230.86	8.65%	3.68%
IN1620150145	8.21% State Government Securities	SOVEREIGN	2,20,000	225.66	1.59%	3.68%
IN1620110073	8.88% State Government Securities	SOVEREIGN	1,00,000	102.45	0.72%	3.60%
IN2920150314	8.39% State Government Securities	SOVEREIGN	40,000	40.99	0.29%	3.68%
Non Convertible Debentures						
INE018A08AR3	7.87% Larsen & Toubro Limited **	CRISIL AAA	117	1,198.09	8.42%	3.84%
INE020B08922	8.27% REC Limited **	CARE AAA	105	1,074.26	7.55%	3.64%
INE134E08IN2	7.27% Power Finance Corporation Limited **	CRISIL AAA	85	859.40	6.04%	3.46%
INE906B07FG1	7.6% National Highways Auth Of Ind **	CRISIL AAA	81	826.84	5.81%	3.57%
INE002A08575	8.3% Reliance Industries Limited **	CRISIL AAA	69	705.65	4.96%	3.67%
INE261F08AJ7	8.6% National Bank For Agriculture and Rural Development **	CRISIL AAA	60	611.96	4.30%	3.56%
INE134E08GT3	8.55% Power Finance Corporation Limited **	CRISIL AAA	50	506.56	3.56%	3.46%
INE031A08657	8.23% Housing & Urban Development Corporation Limited **	ICRA AAA	45	461.88	3.25%	3.83%
INE556F08JK7	7.95% Small Industries Dev Bank of India **	ICRA AAA	31	318.09	2.24%	3.73%
INE514E08AQ5	9% Export Import Bank of India **	CRISIL AAA	16	163.60	1.15%	3.57%
INE84BE07427	8.78% NHPC Limited **	ICRA AAA	50	51.11	0.36%	3.57%
INE031A08632	8.48% Housing & Urban Development Corporation Limited **	ICRA AAA	3	30.64	0.22%	3.67%
Zero Coupon Bonds						
INE115A07NM3	LIC Housing Finance Limited **	CRISIL AAA	132	1,720.47	12.09%	3.75%
INE296A07QQ5	Bajaj Finance Limited **	CRISIL AAA	130	1,703.13	11.97%	4.20%
INE756I07C18	HDB Financial Services Limited	CRISIL AAA	130	1,702.42	11.97%	4.20%
Subtotal				13,534.06	95.14%	
(b) Privately placed / Unlisted						
Subtotal				NIL	NIL	NIL
(c) Securitised Debt						
Subtotal				NIL	NIL	NIL
Total				13,534.06	95.14%	
Money Market Instruments						
Certificate of Deposit						
INE261F16595	National Bank For Agriculture and Rural Development **	ICRA A1+	250	245.95	1.73%	3.54%
INE556F16861	Small Industries Dev Bank of India **	CARE A1+	120	117.65	0.83%	3.55%
Triparty Repo Reverse Repo Instrument						
Triparty Repo				15.68	0.11%	
Total				379.28	2.87%	
Net Current Assets				314.17	2.19%	
GRAND TOTAL				14,227.51	100.00%	

** Non Traded Securities/Illiquid Securities



Monthly Portfolio Statement as on August 31,2021

ISIN	Name of the Instrument	Industry / Rating	Quantity	Market/Fair Value (Rs. in Lacs)	% to NAV	YIELD
Debt Instruments						
(a) Listed / awaiting listing on Stock Exchange						
Government Securities						
IN2920150314	8.39% State Government Securities	SOVEREIGN	12,00,000	1,229.83	8.70%	3.68%
IN1820150077	8.53% State Government Securities	SOVEREIGN	90,000	92.48	0.65%	3.68%
IN1620150145	8.21% State Government Securities	SOVEREIGN	70,000	71.80	0.51%	3.68%
Non Convertible Debentures						
INE031A08640	8.4% Housing & Urban Development Corporation Limited **	ICRA AAA	130	1,335.09	9.44%	3.83%
INE261F08A17	8.6% National Bank For Agriculture and Rural Development **	CRISIL AAA	110	1,121.92	7.94%	3.56%
INE752E07MF1	8.2% Power Grid Corporation of India Limited **	CRISIL AAA	108	1,098.72	7.77%	3.54%
INE848E07427	8.78% NHPC Limited **	ICRA AAA	570	582.63	4.12%	3.57%
INE906B07FG1	7.6% National Highways Auth Of Ind **	CRISIL AAA	54	551.23	3.90%	3.57%
INE559F08JK7	7.95% Small Industries Dev Bank of India **	ICRA AAA	50	513.05	3.63%	3.73%
INE861G08035	9.95% Food Corporation Of India **	CRISIL AAA(CE)	49	495.07	3.50%	3.54%
INE002A08575	8.3% Reliance Industries Limited **	CRISIL AAA	44	449.98	3.18%	3.67%
INE261F08B15	7.9% National Bank For Agriculture and Rural Development **	CRISIL AAA	21	215.13	1.52%	3.81%
INE906B07FE6	7.17% National Highways Auth Of Ind	CRISIL AAA	20	202.24	1.43%	3.35%
Zero Coupon Bonds						
INE115A07NM3	LIC Housing Finance Limited **	CRISIL AAA	131	1,707.44	12.08%	3.75%
INE75607C8	HDB Financial Services Limited	CRISIL AAA	130	1,702.42	12.04%	4.20%
INE86A07PW2	Sundaram Finance Limited **	CRISIL AAA	130	1,271.72	9.00%	3.96%
INE296A07Q05	Bajaj Finance Limited **	CRISIL AAA	46	602.65	4.26%	4.20%
Subtotal				13,243.40	93.67%	
(b) Privately placed / Unlisted						
Subtotal				NIL	NIL	NIL
(c) Securitized Debt						
Subtotal				NIL	NIL	NIL
Total				13,243.40	93.67%	
Money Market Instruments						
Certificate of Deposit						
INE261F16595	National Bank For Agriculture and Rural Development **	ICRA A1+	250	245.95	1.74%	3.54%
INE559F16961	Small Industries Dev Bank of India **	CARE A1+	170	166.68	1.18%	3.55%
INE095A16L30	Industrial Bank Limited **	CRISIL A1+	120	117.89	0.83%	3.63%
Tripartite Repo Reverse Repo Instrument						
Tripartite Repo				8.45	0.06%	
Total				538.97	3.81%	
Net Current Assets				354.25	2.52%	
GRAND TOTAL				14,136.62	100.00%	

** Non Traded Securities/Illiquid Securities



Monthly Portfolio Statement as on August 31,2021

ISIN	Name of the Instrument	Industry / Rating	Quantity	Market/Fair Value (Rs. in Lacs)	% to NAV	YIELD
Debt Instruments						
(a) Listed / awaiting listing on Stock Exchange						
Non Convertible Debentures						
INE607M08048	8.45% Tata Power Renewable Energy Limited **	CARE AA(CE)	119	1,220.94	9.71%	4.66%
INE14807JN3	9.08% Indiabulls Housing Finance Limited **	CRISIL AA	120	1,193.15	9.49%	10.68%
INE201P07189	9.68% G R Infraprojects Limited **	CRISIL AA	116	1,188.34	9.46%	6.02%
INE020B08922	8.27% REC Limited **	CARE AAA	95	971.95	7.73%	3.64%
INE205A07204	7.5% Vedanta Limited **	CRISIL AA-	90	905.07	7.20%	6.33%
INES40P07293	10.15% U.P. Power Corporation Limited **	CRISIL A+(CE)	115	578.74	4.60%	7.79%
INE696E08284	8.04% Vodafone Idea Limited **#	CARE B-	126	309.30	2.46%	
INE205A07162	8.9% Vedanta Limited **	CRISIL AA-	26	261.63	2.06%	6.15%
INE582L07203	9% Tata Housing Development Company Limited **	CARE AA	10	102.49	0.82%	4.39%
INE081A08181	2% Tata Steel Limited	CARE AA+	5	90.68	0.72%	4.25%
INE201P07151	9.68% G R Infraprojects Limited **	CRISIL AA	3	30.03	0.24%	5.21%
Zero Coupon Bonds						
INE265J07274	JM Financial Asset Reconstruction Company Limited **	ICRA AA-	104	1,396.08	11.11%	6.71%
INE587O07271	Altico Capital India Limited **#	FITCH D	168	0.00	0.00%	
Subtotal				8,248.40	65.62%	
(b) Privately placed / Unlisted						
Subtotal				NIL	NIL	NIL
(c) Securitized Debt						
Subtotal				NIL	NIL	NIL
Total				8,248.40	65.62%	
Money Market Instruments						
Certificate of Deposit						
INE95A18L30	Indusind Bank Limited **	CRISIL A1+	1,080	1,061.01	8.44%	3.63%
INES56F16881	Small Industries Dev Bank of India **	CARE A1+	700	686.32	5.46%	3.55%
INE238A162W8	Axis Bank Limited	CRISIL A1+	340	331.53	2.64%	3.70%
Triparty Repo/ Reverse Repo Instrument						
Triparty Repo				1,946.13	15.48%	
Total				4,024.99	32.02%	
Net Current Assets				294.91	2.36%	
GRAND TOTAL				12,568.30	100.00%	

** Non Traded Securities/Illiquid Securities

\$ Less Than 0.01% of NAV

Securities classified as below investment grade or default



Monthly Portfolio Statement as on August 31,2021

ISIN	Name of the Instrument	Industry / Rating	Quantity	Market/Fair Value (Rs. in Lacs)	% to NAV	YIELD
Equity & Equity related						
(a) Listed / awaiting listing on Stock Exchanges						
INE002A01018	Reliance Industries Limited	Petroleum Products	17,79,905	40,192.92	9.82%	
INE040A01034	HDFC Bank Limited	Banks	24,02,481	37,992.83	9.28%	
INE009A01021	Infosys Limited	Software	20,40,929	34,827.43	8.51%	
INE001A01036	Housing Development Finance Corporation Limited	Finance	9,92,513	27,775.48	6.79%	
INE090A01021	ICICI Bank Limited	Banks	38,12,144	27,411.22	6.70%	
INE487B01029	Tata Consultancy Services Limited	Software	5,70,160	21,589.58	5.27%	
INE237A01028	Kotak Mahindra Bank Limited	Banks	8,07,601	14,162.90	3.46%	
INE030A01027	Hindustan Unilever Limited	Consumer Non Durables	4,91,540	13,390.04	3.27%	
INE238A01034	Axis Bank Limited	Banks	14,17,409	11,147.92	2.72%	
INE018A01030	Larsen & Toubro Limited	Construction Project	6,65,016	11,120.40	2.72%	
INE296A01024	Bajaj Finance Limited	Finance	1,46,211	11,001.65	2.69%	
INE154A01025	ITC Limited	Consumer Non Durables	48,11,143	10,165.95	2.48%	
INE026A01020	State Bank of India	Banks	21,12,679	9,001.07	2.20%	
INE397D01024	Bharti Airtel Limited	Telecom - Services	13,00,103	8,633.33	2.11%	
INE021A01026	Asian Paints Limited	Consumer Non Durables	2,48,191	7,945.46	1.94%	
INE860A01027	HCL Technologies Limited	Software	5,97,587	7,065.27	1.73%	
INE081A01012	Tata Steel Limited	Ferrous Metals	4,30,272	6,240.02	1.52%	
INE018A01018	Bajaj Finserv Limited	Insurance	33,274	5,706.08	1.39%	
INE073A01022	Wipro Limited	Software	8,14,422	5,220.04	1.28%	
INE585B01010	Maruti Suzuki India Limited	Auto	73,156	5,008.33	1.22%	
INE481G01011	UltraTech Cement Limited	Cement & Cement Products	63,553	4,977.76	1.22%	
INE699C01036	Tech Mahindra Limited	Software	3,41,411	4,942.44	1.21%	
INE044A01036	Sun Pharmaceutical Industries Limited	Pharmaceuticals	5,94,403	4,719.86	1.15%	
INE280A01028	Titan Company Limited	Consumer Durables	2,29,720	4,414.30	1.08%	
INE101A01026	Mahindra & Mahindra Limited	Auto	5,27,002	4,180.71	1.02%	
INE239A01016	Nestle India Limited	Consumer Non Durables	19,624	3,820.35	0.93%	
INE038A01020	Hindalco Industries Limited	Non - Ferrous Metals	8,04,026	3,765.25	0.92%	
INE019A01038	JSW Steel Limited	Ferrous Metals	5,32,297	3,660.07	0.89%	
INE361B01024	Div's Laboratories Limited	Pharmaceuticals	70,157	3,629.64	0.89%	
INE752E01010	Power Grid Corporation of India Limited	Power	18,81,675	3,299.52	0.81%	
INE095A01012	Industrial Bank Limited	Banks	3,32,299	3,297.74	0.81%	
INE795G01014	HDFC Life Insurance Company Limited	Insurance	4,56,432	3,276.04	0.80%	
INE047A01021	Grasim Industries Limited	Cement & Cement Products	2,10,150	3,153.09	0.77%	
INE089A01023	Dr. Reddy's Laboratories Limited	Pharmaceuticals	66,849	3,144.61	0.77%	
INE733E01010	NTPC Limited	Power	26,15,726	3,032.93	0.74%	
INE742F01042	Adani Ports and Special Economic Zone Limited	Transportation	4,04,646	3,027.97	0.74%	
INE123W01016	SBI Life Insurance Company Limited	Insurance	2,42,271	2,887.98	0.71%	
INE192A01025	Tata Consumer Products Limited	Consumer Non Durables	3,29,758	2,852.24	0.70%	
INE155A01022	Tata Motors Limited	Auto	9,87,056	2,835.81	0.69%	
INE917H01010	Bajaj Auto Limited	Auto	71,716	2,673.46	0.65%	
INE059A01026	Cipla Limited	Pharmaceuticals	2,79,751	2,651.48	0.65%	
INE216A01030	Britannia Industries Limited	Consumer Non Durables	64,988	2,597.90	0.63%	
INE029A01011	Bharat Petroleum Corporation Limited	Petroleum Products	5,13,562	2,422.22	0.59%	
INE213A01029	OIL & Natural Gas Corporation Limited	Oil	20,08,446	2,421.18	0.59%	
INE628A01036	UPL Limited	Pesticides	3,02,842	2,244.82	0.55%	
INE070A01015	Shree Cement Limited	Cement & Cement Products	7,361	2,082.27	0.51%	
INE066A01021	Eicher Motors Limited	Auto	76,783	2,057.21	0.50%	
INE158A01026	Hero MotoCorp Limited	Auto	71,489	1,960.12	0.48%	
INE522F01014	Coal India Limited	Minerals/Mining	11,53,530	1,632.42	0.41%	
INE242A01010	Indian Oil Corporation Limited	Petroleum Products	13,99,323	1,551.15	0.38%	
	Subtotal			4,08,860.47	99.89%	
	(b) UNLISTED					
	Subtotal			0.00	0.00%	
	Total			4,08,860.47	99.89%	
	Money Market Instruments					
	Triparty Repo/ Reverse Repo Instrument					
	Triparty Repo			746.54	0.18%	
	Total			746.54	0.18%	
	OTHERS					
	Cash Margin - CCL			0.00	0.00%	
	Total			0.00	0.00%	
	Net Current Assets			(213.70)	-0.07%	
	GRAND TOTAL			4,09,333.31	100.00%	

\$ Less Than 0.01% of NAV

Details of the Equity shares have been lent under Securities Lending and Borrowing as follows:-

Name of the Instrument	Quantity
HDFC Bank Limited	20,000
Bajaj Finserv Limited	2,000
Infosys Limited	1,89,000
Reliance Industries Limited	2,27,000
Eicher Motors Limited	15,000

This is with reference to Gazette notification (Reference no: G.S.R.174(E)) issued by Ministry of Finance on 13th March 2020, for Yes Bank Limited reconstruction scheme, 2020. As per point 3(8)(a) of the notification, there shall be a lock-in period of three years from the commencement of the above said scheme to the extent of 75% of shares held by existing shareholders on the date of commencement of the scheme which came into force from March 13,2020.

Taking into account the above development, the valuation committee of Nippon India Mutual Fund has decided to markdown the 75% locked-in shares of YES Bank to ZERO, as on March 16, 2020.

For any future distribution of realised proceeds of these locked-in YES Bank shares to the underlying unitholders, following Reconstituted Portfolio was created

ISIN	Name of the Instrument	Industry / Rating	Quantity	Market/Fair Value (Rs. in Lacs)	% to NAV
Equity & Equity related					
(a) Listed / awaiting listing on Stock Exchanges					
INES28G01035	Yes Bank Limited	Banks	990590	0	0.00%
	Total			0	0.00%
	Net Current Assets			0	0.00%
	GRAND TOTAL			0	0.00%



Monthly Portfolio Statement as on August 31,2021

ISIN	Name of the Instrument	Industry / Rating	Quantity	Market/Fair Value (Rs. in Lacs)	% to NAV	YIELD
Equity & Equity related						
(a) Listed / awaiting listing on Stock Exchanges						
INE437A01024	Apollo Hospitals Enterprise Limited	Healthcare Services	1,73,999	8,646.97	4.20%	
INE663F01024	Info Edge (India) Limited	Retailing	1,33,573	8,257.95	4.01%	
INE192R01011	Avenue Supermarts Limited	Retailing	1,96,894	7,786.76	3.78%	
INE423A01024	Adani Enterprises Limited	Minerals/Mining	4,75,304	7,545.93	3.66%	
INE102D01028	Godrej Consumer Products Limited	Consumer Non Durables	6,54,001	7,189.43	3.49%	
INE205A01025	Vedanta Limited	Non - Ferrous Metals	21,94,911	6,815.61	3.21%	
INE016A01026	Dabur India Limited	Consumer Non Durables	10,08,512	6,267.90	3.04%	
INE364U01010	Adani Green Energy Limited	Power	5,78,703	6,182.57	3.00%	
INE765G01017	ICICI Lombard General Insurance Company Limited	Insurance	3,77,268	6,015.92	2.92%	
INE318A01026	Pidilite Industries Limited	Chemicals	2,63,542	6,009.68	2.92%	
INE931S01010	Adani Transmission Limited	Power	3,62,272	5,726.07	2.78%	
INE176B01034	Havells India Limited	Consumer Durables	4,33,067	5,493.24	2.67%	
INE140A01024	Piramal Enterprises Limited	Finance	2,10,406	5,484.55	2.66%	
INE079A01024	Ambuja Cements Limited	Cement & Cement Products	12,70,056	5,347.57	2.60%	
INE797F01012	Jubilant Foodworks Limited	Letsure Services	1,32,320	5,286.18	2.57%	
INE196A01026	Marico Limited	Consumer Non Durables	8,92,958	4,861.71	2.36%	
INE129A01019	GAIL (India) Limited	Gas	30,70,439	4,487.45	2.18%	
INE726G01019	ICICI Prudential Life Insurance Company Limited	Insurance	6,70,478	4,419.12	2.14%	
INE214T01019	Larsen & Toubro Infotech Limited	Software	78,572	4,174.10	2.03%	
INE326A01037	Lupin Limited	Pharmaceuticals	4,15,876	3,983.47	1.93%	
INE259A01022	Colgate Palmolive (India) Limited	Consumer Non Durables	2,30,397	3,901.31	1.89%	
INE854D01024	United Spirits Limited	Consumer Non Durables	5,15,025	3,683.20	1.79%	
INE406A01037	Aurobindo Pharma Limited	Pharmaceuticals	4,86,207	3,536.18	1.72%	
INE012A01025	ACC Limited	Cement & Cement Products	1,46,089	3,525.35	1.71%	
INE033A01024	Siemens Limited	Industrial Capital Goods	1,53,896	3,497.19	1.70%	
INE463A01038	Berger Paints (I) Limited	Consumer Non Durables	4,19,779	3,445.55	1.67%	
INE271C01023	DLF Limited	Construction	10,69,775	3,429.16	1.66%	
INE018E01016	SBI Cards and Payment Services Limited	Finance	2,98,451	3,403.98	1.65%	
INE545U01014	Bandhan Bank Limited	Banks	11,69,438	3,332.90	1.62%	
INE203G01027	Indraprastha Gas Limited	Gas	6,05,053	3,302.88	1.60%	
INE646L01027	InterGlobe Aviation Limited	Transportation	1,69,346	3,167.46	1.54%	
INE584A01023	NMDC Limited	Minerals/Mining	19,75,795	3,043.71	1.48%	
INE121J01017	Indus Towers Limited	Telecom - Services	13,97,623	3,009.78	1.46%	
INE540L01014	Alkem Laboratories Limited	Pharmaceuticals	76,451	2,965.23	1.44%	
INE347G01014	Petronet LNG Limited	Gas	12,96,534	2,950.91	1.43%	
INE127D01025	HDFC Asset Management Company Limited	Capital Markets	95,762	2,944.01	1.43%	
INE094A01015	Hindustan Petroleum Corporation Limited	Petroleum Products	11,03,513	2,941.97	1.43%	
INE118A01012	Bajaj Holdings & Investment Limited	Finance	66,183	2,883.43	1.40%	
INE883A01011	MRF Limited	Auto Ancillaries	3,598	2,869.14	1.39%	
INE414G01012	Muthoot Finance Limited	Finance	1,87,268	2,835.24	1.38%	
INE376G01013	Blocon Limited	Pharmaceuticals	7,88,280	2,828.74	1.37%	
INE85A01028	Torrent Pharmaceuticals Limited	Pharmaceuticals	84,815	2,634.27	1.28%	
INE089V01023	Gland Pharma Limited	Pharmaceuticals	64,985	2,530.45	1.23%	
INE010B01027	Cadila Healthcare Limited	Pharmaceuticals	4,42,428	2,451.71	1.19%	
INE323A01026	Bosch Limited	Auto Ancillaries	14,783	2,048.81	0.99%	
INE160A01022	Punjab National Bank	Banks	51,39,369	1,883.58	0.91%	
INE528G01035	Yes Bank Limited	Banks	1,68,85,782	1,823.66	0.89%	
INE886F01025	United Breweries Limited	Consumer Non Durables	1,23,388	1,819.97	0.88%	
INE179A01014	Procter & Gamble Hygiene and Health Care Limited	Consumer Non Durables	12,426	1,723.93	0.84%	
INE558A01014	Abbott India Limited	Pharmaceuticals	7,010	1,350.97	0.66%	
	Subtotal			2,05,546.61	99.78%	
	(b) UNLISTED			NIL	NIL	NIL
	Subtotal			NIL	NIL	NIL
	Total			2,05,546.61	99.78%	
	Money Market Instruments					
	Triparty Repo/ Reverse Repo Instrument					
	Triparty Repo			295.61	0.14%	
	Total			295.61	0.14%	
	OTHERS					
	Cash Margin - CCL			0.00	0.00%	
	Total			0.00	0.00%	
	Net Current Assets			215.43	0.09%	
	GRAND TOTAL			2,06,057.65	100.00%	

\$ Less Than 0.01% of NAV

Details of the Equity shares have been lent under Securities Lending and Borrowing as follows:-

Name of the Instrument	Quantity
Ambuja Cements Limited	3,25,000



Monthly Portfolio Statement as on August 31,2021

ISIN	Name of the Instrument	Industry / Rating	Quantity	Market/Fair Value (Rs. in Lacs)	% to NAV	YIELD
Equity & Equity related						
(a) Listed / awaiting listing on Stock Exchanges						
INE062A01020	State Bank of India	Banks	16,60,293	7,073.88	30.16%	
INE028A01039	Bank of Baroda	Banks	54,40,343	4,208.11	17.94%	
INE476A01014	Canara Bank	Banks	20,96,449	3,335.45	14.22%	
INE160A01022	Punjab National Bank	Banks	86,87,744	3,184.06	13.58%	
INE562A01011	Indian Bank	Banks	10,51,812	1,314.77	5.61%	
INE084A01016	Bank of India	Banks	15,61,434	1,036.01	4.42%	
INE892A01016	Union Bank of India	Banks	28,85,899	1,021.61	4.36%	
INE565A01014	Indian Overseas Bank	Banks	31,92,582	625.75	2.67%	
INE483A01010	Central Bank of India	Banks	25,65,794	532.40	2.27%	
INE457A01014	Bank of Maharashtra	Banks	19,38,911	349.97	1.49%	
INE168A01041	The Jammu & Kashmir Bank Limited	Banks	9,64,018	340.30	1.45%	
INE691A01018	UCO Bank	Banks	25,24,086	323.06	1.35%	
INE808A01012	Punjab & Sind Bank	Banks	5,13,367	86.76	0.37%	
	Subtotal			23,431.95	99.92%	
(b) UNLISTED						
	Subtotal			NIL	NIL	NIL
	Total			23,431.95	99.92%	
Money Market Instruments						
	Triparty Repo/ Reverse Repo Instrument					
	Triparty Repo			1,378.33	5.88%	
	Total			1,378.33	5.88%	
OTHERS						
	Cash Margin - CCL			0.00	\$0.00%	
	Total			0.00	0.00%	
	Net Current Assets			(1,355.19)	-5.80%	
	GRAND TOTAL			23,455.09	100.00%	

\$ Less Than 0.01% of NAV



Monthly Portfolio Statement as on August 31,2021

ISIN	Name of the Instrument	Industry / Rating	Quantity	Market/Fair Value (Rs. in Lacs)	% to NAV	YIELD
	Gold					
	GOLD 995 1KG BAR		12.569	5,92,146.39	98.59%	
	Total			5,92,146.39	98.59%	
	Money Market Instruments					
	Triparty Repo/ Reverse Repo Instrument					
	Triparty Repo			110.57	0.02%	
	Total			110.57	0.02%	
	OTHERS					
	Cash Margin - CCL			0.00	\$0.00%	
	Total			0.00	0.00%	
	Net Current Assets			8,365.92	1.39%	
	GRAND TOTAL			6,00,622.88	100.00%	

§ Less Than 0.01% of NAV

Aggregate value of investments made by other schemes of Nippon India Mutual Fund are amounting to Rs 3157.79 Lacs.



ISIN	Name of the Instrument	Industry / Rating	Quantity	Market/Fair Value (Rs. in Lacs)	% to NAV	YIELD
	Money Market Instruments					
	Triparty Repo/ Reverse Repo Instrument					
	Triparty Repo			3,72,878.10	99.86%	
	Total			3,72,878.10	99.86%	
	OTHERS					
	Cash Margin - CCL			37.38	0.01%	
	Total			37.38	0.01%	
	Net Current Assets			481.63	0.13%	
	GRAND TOTAL			3,73,387.11	100.00%	

Monthly Portfolio Statement as on August 31,2021

ISIN	Name of the Instrument	Industry / Rating	Quantity	Market/Fair Value (Rs. in Lacs)	% to NAV	YIELD
Equity & Equity related						
(a) Listed / awaiting listing on Stock Exchanges						
INE040A01034	HDFC Bank Limited	Banks	1,78,40,260	2,82,125.87	30.14%	
INE090A01021	ICICI Bank Limited	Banks	2,86,86,110	2,06,267.47	22.04%	
INE238A01034	Axis Bank Limited	Banks	1,41,07,993	1,10,959.36	11.86%	
INE237A01028	Kotak Mahindra Bank Limited	Banks	60,77,061	1,06,573.42	11.39%	
INE062A01020	State Bank of India	Banks	2,32,72,986	99,154.56	10.59%	
INE095A01012	Industrial Bank Limited	Banks	52,14,004	51,743.76	5.55%	
INE949L01017	AU Small Finance Bank Limited	Banks	18,91,657	21,389.91	2.29%	
INE545U01014	Bandhan Bank Limited	Banks	58,43,332	16,653.50	1.78%	
INE171A01029	The Federal Bank Limited	Banks	1,72,49,863	14,015.51	1.50%	
INE092T01019	IDFC First Bank Limited	Banks	2,30,36,030	9,893.97	1.06%	
INE160A01022	Punjab National Bank	Banks	2,56,80,807	9,412.02	1.01%	
INE976G01028	RBL Bank Limited	Banks	40,31,953	6,572.88	0.71%	
	Subtotal			9,34,862.25	99.90%	
(b) UNLISTED						
	Subtotal			0.00	0.00%	
	Total			9,34,862.25	99.90%	
Money Market Instruments						
Triparty Repo/ Reverse Repo Instrument						
	Triparty Repo			310.64	0.03%	
	Total			310.64	0.03%	
OTHERS						
	Cash Margin - CCL			0.00	0.00%	
	Total			0.00	0.00%	
	Net Current Assets			786.16	0.07%	
	GRAND TOTAL			9,35,529.05	100.00%	

\$ Less Than 0.01% of NAV

Details of the Equity shares have been lent under Securities Lending and Borrowing as follows:-

Name of the Instrument	Quantity
AU Small Finance Bank Limited	2,65,000
RBL Bank Limited	50,000
Kotak Mahindra Bank Limited	1,65,600
HDFC Bank Limited	2,00,000

This is with reference to Gazette notification (Reference no. G.S.R.174(E)) issued by Ministry of Finance on 13th March 2020, for Yes Bank Limited reconstruction scheme, 2020. As per point 3(b)(a) of the notification, there shall be a lock-in period of three years from the commencement of the above said scheme to the extent of 75% of shares held by existing shareholders on the date of commencement of the scheme which came into force from March 13,2020.

Taking into account the above development, the valuation committee of Nippon India Mutual Fund has decided to markdown the 75% locked-in shares of YES Bank to ZERO, as on March 16, 2020.

For any future distribution of realised proceeds of these locked-in YES Bank shares to the underlying unitholders, following Reconstituted Portfolio was created

ISIN	Name of the Instrument	Industry / Rating	Quantity	Market/Fair Value (Rs. in Lacs)	% to NAV
Equity & Equity related					
(a) Listed / awaiting listing on Stock Exchanges					
INE528G01035	Yes Bank Limited	Banks	10564365	0	0.00%
	Total			0	0.00%
	Net Current Assets			0	0.00%
	GRAND TOTAL			0	0.00%



Monthly Portfolio Statement as on August 31,2021

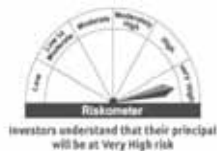
ISIN	Name of the Instrument	Industry / Rating	Quantity	Market/Fair Value (Rs. in Lacs)	% to NAV	YIELD
	Equity & Equity related					
	(a) Listed / awaiting listing on Stock Exchanges					
INE009A01021	Infosys Limited	Software	21,363	364.55	28.90%	
INE467B01029	Tata Consultancy Services Limited	Software	5,968	225.98	17.91%	
INE030A01027	Hindustan Unilever Limited	Consumer Non Durables	5,145	140.15	11.11%	
INE021A01026	Asian Paints Limited	Consumer Non Durables	2,598	83.17	6.59%	
INE860A01027	HCL Technologies Limited	Software	6,255	73.95	5.86%	
INE699C01036	Tech Mahindra Limited	Software	3,573	51.72	4.10%	
INE239A01016	Nestle India Limited	Consumer Non Durables	205	39.91	3.16%	
INE361B01024	Divi's Laboratories Limited	Pharmaceuticals	734	37.97	3.01%	
INE047A01021	Grasim Industries Limited	Cement & Cement Products	2,200	33.01	2.62%	
INE089A01023	Dr. Reddy's Laboratories Limited	Pharmaceuticals	700	32.93	2.61%	
INE192A01025	Tata Consumer Products Limited	Consumer Non Durables	3,452	29.86	2.37%	
INE059A01026	Dipla Limited	Pharmaceuticals	2,929	27.76	2.20%	
INE216A01030	Biohans Industries Limited	Consumer Non Durables	681	27.22	2.16%	
INE213A01029	Oil & Natural Gas Corporation Limited	Oil	21,023	25.34	2.01%	
INE628A01036	UPL Limited	Pesticides	3,171	23.51	1.86%	
INE158A01026	Hero MotoCorp Limited	Auto	749	20.54	1.63%	
INE522F01014	Coal India Limited	Minerals/Mining	12,074	17.61	1.40%	
	Subtotal			1,255.18	99.50%	
	(b) UNLISTED			NIL	NIL	NIL
	Subtotal			NIL	NIL	NIL
	Total			1,255.18	99.50%	
	Net Current Assets			6.22	0.50%	
	GRAND TOTAL			1,261.40	100.00%	



Monthly Portfolio Statement as on August 31,2021

ISIN	Name of the Instrument	Industry / Rating	Quantity	Market/Fair Value (Rs. in Lacs)	% to NAV	YIELD
	Equity & Equity related					
	(a) Listed Foreign Securities/Overseas ETFs					
KYG017191142	Alibaba Group Holding Limited	Internet & Direct Marketing Retail	46,549	722.75	8.89%	
HK000069689	AIA Group Ltd	Life & Health Insurance	75,350	657.07	8.08%	
GB0005405286	HSBC HOLDINGS PLC	Diversified Banks	1,46,964	571.49	7.03%	
KYG59691041	Meltan	Internet & Direct Marketing Retail	24,104	563.07	6.93%	
KYG875721834	Tencent Holdings	Interactive Media & Services	11,973	540.51	6.65%	
CNE100002041	China Construction Bank-H	Diversified Banks	7,65,515	403.61	4.98%	
HK0389045442	Hong Kong Exchanges and Clearing Ltd	Financial Exchanges & Data	8,518	392.21	4.82%	
KYG983071067	Xiaomi Corporation	Technology Hardware, Storage & Peripherals	1,15,891	271.81	3.34%	
KYG970081173	WuXi Biologics (Cayman) Inc.	Life Sciences Tools & Services	23,448	264.86	3.26%	
CNE100000306	Ping An Insurance Group Co Of China Ltd	Life & Health Insurance	44,734	253.48	3.12%	
CNE100000301	Industrial and Commercial Bank of China Ltd	Diversified Banks	5,22,135	212.59	2.62%	
HK0941009539	China Mobile Ltd	Wireless Telecommunication Services	43,233	191.24	2.35%	
HK069913440	Technic Industries Co Ltd.	Industrial Machinery	10,313	186.90	2.05%	
CNE100000125	Bank Of China Ltd	Diversified Banks	5,62,329	144.02	1.77%	
CNE100000296	BYD Company Limited - H shares	Automobile Manufacturers	5,468	135.12	1.66%	
KYG8586D1097	Sunny Optical Tech	Electronic Components	4,999	110.31	1.36%	
KYG3777B1032	Geely Auto	Automobile Manufacturers	41,393	109.12	1.34%	
HK002007356	CLP Holdings Ltd	Electric Utilities	14,270	104.09	1.28%	
KYG2040111059	Anta Sports Products Ltd	Footwear	6,762	101.50	1.25%	
KYG217651051	CK Hutchison Holdings Limited	Industrial Conglomerates	18,884	100.54	1.24%	
HK082302773	Link REIT NPV	Retail REITs	14,694	98.63	1.21%	
HK0003000038	The Hong Kong China Gas Company Limited	Gas Utilities	78,661	92.39	1.14%	
KYG8087W1015	Shenzhen International Group	Apparel, Accessories and Luxury Goods	5,806	92.38	1.14%	
HK0016000132	Sun Hung Kai Properties	Diversified Real Estate Activities	8,949	92.02	1.13%	
HK089313259	Crosst Ltd	Oil & Gas Exploration & Production	1,26,168	91.97	1.13%	
KYG210961051	China Mengniu Dairy Co	Packaged Foods & Meats	18,727	82.13	1.01%	
HK0011000095	Hang Seng Bank	Diversified Banks	5,375	70.19	0.86%	
HK0027032686	Galaxy Entertainment Group Ltd	Casinos & Gaming	14,591	68.24	0.84%	
KYG2177B1014	CK Asset Holdings Limited	Real Estate Development	14,325	68.14	0.84%	
CNE100000213	China Life Insurance Co Ltd	Life & Health Insurance	52,653	64.31	0.79%	
CNE100000202	China Petroleum -H	Integrated Oil & Gas	1,71,159	60.54	0.74%	
KYG2453A1085	Country Garden Services Holdings Company Limited	Environmental & Facilities Services	10,754	59.78	0.74%	
KYG9829N1025	Xinyi Solar Holdings Limited	Semiconductor Equipment	33,819	59.65	0.73%	
HK2388011192	BOC Hong Kong Holdings Ltd	Diversified Banks	26,219	58.05	0.71%	
KYG2108Y1052	China Resources Land Ltd	Real Estate Development	21,100	57.31	0.70%	
HK1093012172	CSPC Pharmaceutical Group Ltd	Pharmaceuticals	61,855	57.28	0.70%	
HK0060099894	MTR Corp Limited	Railroads	12,863	52.94	0.65%	
KYG8167W1380	Sino Biopharmaceutical Ltd	Pharmaceuticals	79,306	48.44	0.60%	
CNE1000003W8	Petrochina Company Ltd	Integrated Oil & Gas	1,48,433	47.49	0.58%	
KYG780X1079	Sands China Ltd	Casinos & Gaming	19,891	46.56	0.57%	
HK0267001375	Citic Pacific	Industrial Conglomerates	50,754	46.09	0.57%	
KYG9593A1040	Wharf Real Estate Investment Company Ltd	Real Estate Operating Companies	12,708	45.96	0.57%	
HK089002218	China Overseas Land & Invest Ltd	Real Estate Development	26,913	45.20	0.56%	
KYG2452A1032	Country Garden Holdings Co Ltd	Real Estate Development	54,098	43.85	0.54%	
HK0006000050	Power Assets Holdings Ltd	Electric Utilities	9,393	43.05	0.53%	
KYG5635P1090	Longfor Group Holdings Ltd	Real Estate Development	12,689	40.12	0.49%	
BMG0171K1018	Alibaba Health Information Technology Ltd	Health Care Technology	33,155	39.69	0.49%	
KYG960071028	WH Group Limited	Packaged Foods & Meats	62,646	39.67	0.49%	
HK000068585	New World Development	Diversified Real Estate Activities	10,117	34.74	0.43%	
HK0012000102	Henderson Land Development Co Limited	Real Estate Development	9,740	32.16	0.40%	
CNE100000205	Bank Of Communications	Diversified Banks	61,643	25.85	0.32%	
KYG1674K1013	Budweiser Brewing Company APAC Limited	Brewers	13,986	25.53	0.31%	
HK0101000591	Hang Lung Properties Ltd	Diversified Real Estate Activities	13,786	24.16	0.30%	
BMG2178K1009	CK Infrastructure Holdings Ltd	Electric Utilities	5,238	23.22	0.29%	
KYG442L1510	Hengan International Group Co Ltd	Personal Products	4,789	20.28	0.25%	
KYG2953R1149	AAC Technologies Holdings Inc	Electronic Manufacturing Services	4,864	19.78	0.24%	
KYG4290A1013	Haidilao International Holding Ltd	Restaurants	6,649	19.77	0.24%	
HK0000049939	China Unicom Hong Kong Ltd	Integrated Telecommunication Services	42,610	16.79	0.21%	
	Subtotal			7,970.44	98.04%	
	(b) UNLISTED			NIL	NIL	NIL
	Subtotal			NIL	NIL	NIL
	Total			7,970.44	98.04%	
	Money Market Instruments					
	Triparty Repol Reverse Repo Instrument					
	Triparty Repo			14.41	0.18%	
	Total			14.41	0.18%	
	OTHERS					
	Cash Margin - CCL			0.00	0.00%	
	Total			0.00	0.00%	
	Net Current Assets			144.91	1.78%	
	GRAND TOTAL			8,129.76	100.00%	

§ Less Than 0.01% of NAV



Monthly Portfolio Statement as on August 31,2021

ISIN	Name of the Instrument	Industry / Rating	Quantity	Market/Fair Value (Rs. in Lacs)	% to NAV	YIELD
Equity & Equity related						
(a) Listed / awaiting listing on Stock Exchanges						
INE002A01018	Reliance Industries Limited	Petroleum Products	24,396	550.90	19.83%	
INE018A01030	Larsen & Toubro Limited	Construction Project	22,259	372.21	13.40%	
INE397D01024	Bharti Airtel Limited	Telecom - Services	43,520	288.99	10.40%	
INE481G01011	UltraTech Cement Limited	Cement & Cement Products	2,127	166.60	6.00%	
INE752E01010	Power Grid Corporation of India Limited	Power	62,987	110.45	3.98%	
INE047A01021	Grasim Industries Limited	Cement & Cement Products	7,034	105.54	3.80%	
INE735E01010	NTPC Limited	Power	87,560	101.53	3.65%	
INE742F01042	Adani Ports and Special Economic Zone Limited	Transportation	13,546	101.36	3.65%	
INE437A01024	Apollo Hospitals Enterprise Limited	Healthcare Services	1,854	92.14	3.32%	
INE029A01011	Bharat Petroleum Corporation Limited	Petroleum Products	17,190	81.08	2.92%	
INE213A01029	Oil & Natural Gas Corporation Limited	Oil	67,232	81.05	2.92%	
INE070A01015	Shree Cement Limited	Cement & Cement Products	245	69.31	2.49%	
INE079A01024	Ambuja Cements Limited	Cement & Cement Products	13,539	57.01	2.05%	
INE242A01010	Indian Oil Corporation Limited	Petroleum Products	46,841	51.92	1.87%	
INE129A01019	GAIL (India) Limited	Gas	32,731	47.84	1.72%	
INE245A01021	Tata Power Company Limited	Power	31,209	40.28	1.45%	
INE012A01025	ACC Limited	Cement & Cement Products	1,557	37.57	1.35%	
INE003A01024	Siemens Limited	Industrial Capital Goods	1,639	37.24	1.34%	
INE271C01023	DLF Limited	Construction	11,404	36.56	1.32%	
INE203G01027	Indraprastha Gas Limited	Gas	6,450	35.21	1.27%	
INE111A01025	Container Corporation of India Limited	Transportation	5,052	34.33	1.24%	
INE787D01026	Balkrishna Industries Limited	Auto Ancillaries	1,495	34.31	1.24%	
INE646L01027	InterGlobe Aviation Limited	Transportation	1,774	33.78	1.22%	
INE208A01029	Ashok Leyland Limited	Auto	26,508	32.54	1.17%	
INE121U01017	Indus Towers Limited	Telecom - Services	14,899	32.08	1.15%	
INE347G01014	Petronet LNG Limited	Gas	13,821	31.46	1.13%	
INE094A01015	Hindustan Petroleum Corporation Limited	Petroleum Products	11,763	31.36	1.13%	
INE883A01011	MRF Limited	Auto Ancillaries	39	31.10	1.12%	
INE331A01037	The Ramco Cements Limited	Cement & Cement Products	2,347	23.68	0.85%	
INE302A01020	Exide Industries Limited	Auto Ancillaries	8,458	13.63	0.49%	
Subtotal				2,763.06	99.47%	
(b) UNLISTED				NIL	NIL	NIL
Subtotal				NIL	NIL	NIL
Total				2,763.06	99.47%	
Money Market Instruments						
Triparty Repo/ Reverse Repo Instrument						
Triparty Repo				11.45	0.41%	
Total				11.45	0.41%	
OTHERS						
Cash Margin - CCL				0.00	0.00%	
Total				0.00	0.00%	
Net Current Assets				3.50	0.12%	
GRAND TOTAL				2,778.01	100.00%	
\$ Less Than 0.01% of NAV						

Monthly Portfolio Statement as on August 31,2021

ISIN	Name of the Instrument	Industry / Rating	Quantity	Market/Fair Value (Rs. in Lacs)	% to NAV	YIELD
Equity & Equity related						
(a) Listed / awaiting listing on Stock Exchanges						
INE752E01010	Power Grid Corporation of India Limited	Power	16,94,88,973	2,97,198.91	20.64%	
INE213A01029	Oil & Natural Gas Corporation Limited	Oil	23,33,18,731	2,81,265.73	19.53%	
INE733E01010	NTPC Limited	Power	24,20,69,990	2,80,680.15	19.49%	
INE522F01014	Coal India Limited	Minerals/Mining	13,40,03,098	1,95,443.52	13.57%	
INE263A01024	Bharat Electronics Limited	Aerospace & Defense	7,63,55,644	1,42,517.81	9.90%	
INES4A01023	NMDC Limited	Minerals/Mining	7,30,97,517	1,12,606.72	7.82%	
INE848E01016	NHPC Limited	Power	16,06,02,009	43,282.24	3.01%	
INE274J01014	Oil India Limited	Oil	2,28,86,388	41,653.23	2.89%	
INE095N01031	NBCC (India) Limited	Construction	4,37,44,019	19,400.47	1.35%	
INE002L01015	SJVN Limited	Power	3,26,72,105	8,592.76	0.60%	
INE704P01017	Cochin Shipyard Limited	Industrial Capital Goods	22,69,448	8,074.70	0.56%	
INES89A01014	NLC India Limited	Power	1,41,69,280	7,470.96	0.52%	
	Subtotal			14,38,186.90	99.88%	
(b) UNLISTED						
	Subtotal			NIL	NIL	NIL
	Total			14,38,186.90	99.88%	
Money Market Instruments						
Triparty Repo/ Reverse Repo Instrument						
	Triparty Repo			1,794.95	0.12%	
	Total			1,794.95	0.12%	
OTHERS						
	Cash Margin - CCL			0.00	0.00%	
	Total			0.00	0.00%	
	Net Current Assets			46.15	0.00%	
	GRAND TOTAL			14,40,029.00	100.00%	

\$ Less Than 0.01% of NAV



Monthly Portfolio Statement as on August 31,2021

ISIN	Name of the Instrument	Industry / Rating	Quantity	Market/Fair Value (Rs. in Lacs)	% to NAV	YIELD
Debt Instruments						
(a) Listed / awaiting listing on Stock Exchange						
Government Securities						
IN0020060037	8.2% Government of India	SOVEREIGN	1,10,000	112.29	2.02%	3.52%
Non Convertible Debentures						
INE031A08640	8.4% Housing & Urban Development Corporation Limited **	ICRA AAA	51	523.77	9.43%	3.83%
INE018A08AR3	7.87% Larsen & Toubro Limited **	CRISIL AAA	50	512.00	9.22%	3.84%
INE261F08A17	8.6% National Bank For Agriculture and Rural Development **	CRISIL AAA	50	509.96	9.19%	3.56%
INE752E07MF1	8.2% Power Grid Corporation of India Limited **	CRISIL AAA	43	437.45	7.88%	3.54%
INE020B08BD5	8.83% REC Limited **	CRISIL AAA	26	254.84	4.59%	3.59%
INE020B08922	8.27% REC Limited **	CARE AAA	21	214.85	3.87%	3.64%
INE514E08AQ5	9% Export Import Bank of India **	CRISIL AAA	19	194.27	3.50%	3.57%
INE001A07RS3	8.58% Housing Development Finance Corporation Limited **	CRISIL AAA	16	164.00	2.95%	3.74%
INE906B07FE6	7.17% National Highways Auth. Of Ind	CRISIL AAA	13	131.46	2.37%	3.35%
INE006B07FG1	7.6% National Highways Auth. Of Ind **	CRISIL AAA	11	112.29	2.02%	3.57%
INE002A08575	8.3% Reliance Industries Limited **	CRISIL AAA	4	40.91	0.74%	3.67%
Zero Coupon Bonds						
INE296A07Q05	Bajaj Finance Limited **	CRISIL AAA	50	655.05	11.80%	4.20%
INE75607C8	HDB Financial Services Limited	CRISIL AAA	50	654.78	11.79%	4.20%
INE115A07NM3	LIC Housing Finance Limited **	CRISIL AAA	50	651.69	11.74%	3.75%
INE66A07PW2	Sundaram Finance Limited **	CRISIL AAA	10	97.82	1.76%	3.96%
Subtotal				5,267.43	94.87%	
(b) Privately placed / Unlisted				NIL	NIL	NIL
Subtotal				NIL	NIL	NIL
(c) Securitized Debt				NIL	NIL	NIL
Subtotal				NIL	NIL	NIL
Total				5,267.43	94.87%	
Money Market Instruments						
Certificate of Deposit						
INE261F16595	National Bank For Agriculture and Rural Development **	ICRA A1+	120	118.06	2.13%	3.54%
Triparty Repo/ Reverse Repo Instrument						
Triparty Repo						
Total				29.14	0.52%	
Total				147.20	2.65%	
Net Current Assets				136.81	2.48%	
GRAND TOTAL				5,551.44	100.00%	

** Non Traded Securities/Illiquid Securities



Monthly Portfolio Statement as on August 31,2021

ISIN	Name of the Instrument	Industry / Rating	Quantity	Market/Fair Value (Rs. in Lacs)	% to NAV	YIELD
Debt Instruments						
(a) Listed / awaiting listing on Stock Exchange						
Non Convertible Debentures						
INE031A08640	8.4% Housing & Urban Development Corporation Limited **	ICRA AAA	130	1,335.09	9.49%	3.83%
INE752E07MF1	8.2% Power Grid Corporation of India Limited **	CRISIL AAA	130	1,322.53	9.40%	3.54%
INE261F08A7	8.6% National Bank For Agriculture and Rural Development **	CRISIL AAA	129	1,315.71	9.35%	3.56%
INE018A09AR3	7.87% Larsen & Toubro Limited **	CRISIL AAA	128	1,310.73	9.31%	3.84%
INES06B07FG1	7.6% National Highways Auth Of Ind **	CRISIL AAA	111	1,133.06	8.05%	3.57%
INE002A06575	8.3% Reliance Industries Limited **	CRISIL AAA	56	572.70	4.07%	3.67%
INE556F08JK7	7.95% Small Industries Dev Bank of India **	ICRA AAA	47	482.26	3.43%	3.73%
INE514E08AQ5	9% Export Import Bank of India **	CRISIL AAA	25	255.62	1.82%	3.57%
INE020B08922	8.27% REC Limited **	CARE AAA	13	133.00	0.95%	3.64%
INE861G08035	9.95% Food Corporation Of India **	CRISIL AAA(CE)	11	113.45	0.81%	3.54%
INE134E08JW1	8.18% Power Finance Corporation Limited **	CRISIL AAA	11	112.60	0.80%	3.63%
INE752E07OD2	7.2% Power Grid Corporation of India Limited **	CRISIL AAA	4	40.45	0.29%	3.34%
Zero Coupon Bonds						
INE75607C8	HDB Financial Services Limited	CRISIL AAA	130	1,702.42	12.10%	4.20%
INE296A07Q05	Bajaj Finance Limited **	CRISIL AAA	129	1,690.03	12.01%	4.20%
INE115A07NM3	LIC Housing Finance Limited **	CRISIL AAA	128	1,668.33	11.86%	3.75%
Subtotal				13,188.00	93.74%	
(b) Privately placed / Unlisted				NIL	NIL	NIL
Subtotal				NIL	NIL	NIL
(c) Securitised Debt						
Subtotal				NIL	NIL	
Total				13,188.00	93.74%	
Money Market Instruments						
Certificate of Deposit						
INE261F16595	National Bank For Agriculture and Rural Development **	ICRA A1+	240	236.11	1.68%	3.54%
INE556F16861	Small Industries Dev Bank of India **	CARE A1+	130	127.46	0.91%	3.55%
Triparty Repo/ Reverse Repo Instrument						
Triparty Repo						
				175.47	1.25%	
Total				539.04	3.84%	
Net Current Assets				344.87	2.42%	
GRAND TOTAL				14,071.91	100.00%	

** Non Traded Securities/Illiquid Securities



Monthly Portfolio Statement as on August 31,2021

ISIN	Name of the Instrument	Industry / Rating	Quantity	Market/Fair Value (Rs. in Lacs)	% to NAV	YIELD
Debt Instruments						
(a) Listed / awaiting listing on Stock Exchange						
Government Securities						
IN1620150145	8.21% State Government Securities	SOVEREIGN	2,40,000	246.17	5.12%	3.68%
Non Convertible Debentures						
INE018A08AR3	7.87% Larsen & Toubro Limited **	CRISIL AAA	44	450.56	9.38%	3.84%
INE261F08A7	8.6% National Bank For Agriculture and Rural Development **	CRISIL AAA	44	448.77	9.34%	3.56%
INE031A08940	8.4% Housing & Urban Development Corporation Limited **	ICRA AAA	40	410.80	8.55%	3.53%
INE514E08AQ5	9% Export Import Bank of India **	CRISIL AAA	40	409.00	8.51%	3.57%
INE906B07FG1	7.6% National Highways Auth Of Ind **	CRISIL AAA	31	316.45	6.59%	3.57%
INE002A08575	8.3% Reliance Industries Limited **	CRISIL AAA	15	153.40	3.19%	3.67%
INE556F08J11	8.81% Small Industries Dev Bank of India **	CARE AAA	15	153.01	3.18%	3.54%
INE906B07FE6	7.17% National Highways Auth Of Ind	CRISIL AAA	5	50.56	1.05%	3.35%
INE134E08JW1	8.18% Power Finance Corporation Limited **	CRISIL AAA	2	20.47	0.43%	3.63%
INE752E07MF1	8.2% Power Grid Corporation of India Limited **	CRISIL AAA	2	20.35	0.42%	3.54%
Zero Coupon Bonds						
INE296A07Q05	Bajaj Finance Limited **	CRISIL AAA	44	576.44	12.00%	4.20%
INE756I07CB	HDB Financial Services Limited	CRISIL AAA	44	576.20	11.99%	4.20%
INE115A07NM3	LIC Housing Finance Limited **	CRISIL AAA	44	573.49	11.94%	3.75%
INE660A07PW2	Sundaram Finance Limited **	CRISIL AAA	8	78.26	1.63%	3.96%
Subtotal				4,483.93	93.32%	
(b) Privately placed / Unlisted				NIL	NIL	NIL
Subtotal				NIL	NIL	NIL
(c) Securitised Debt						
Subtotal				NIL	NIL	NIL
Total				4,483.93	93.32%	
Money Market Instruments						
Certificate of Deposit						
INE261F16595	National Bank For Agriculture and Rural Development **	ICRA A1+	100	98.38	2.05%	3.54%
INE556F16861	Small Industries Dev Bank of India **	CARE A1+	100	98.05	2.04%	3.55%
Triparty Repo/ Reverse Repo Instrument						
Triparty Repo				8.70	0.18%	
Total				206.13	4.27%	
Net Current Assets				115.05	2.41%	
GRAND TOTAL				4,804.11	100.00%	

** Non Traded Securities/Illiquid Securities



Monthly Portfolio Statement as on August 31,2021

ISIN	Name of the Instrument	Industry / Rating	Quantity	Market/Fair Value (Rs. in Lacs)	% to NAV	YIELD
Debt Instruments						
(a) Listed / awaiting listing on Stock Exchange						
Government Securities						
IN1620150145	8.21% State Government Securities	SOVEREIGN	8,10,000	830.84	5.93%	3.68%
IN2920150314	8.39% State Government Securities	SOVEREIGN	40,000	40.99	0.29%	3.68%
Non Convertible Debentures						
INE031A08657	8.23% Housing & Urban Development Corporation Limited **	ICRA AAA	132	1,354.85	9.67%	3.83%
INE261F08A07	8.6% National Bank For Agriculture and Rural Development **	CRISIL AAA	130	1,325.91	9.46%	3.56%
INE018A08AR3	7.87% Larsen & Toubro Limited **	CRISIL AAA	123	1,259.53	8.99%	3.84%
INE752E07N01	8.13% Power Grid Corporation of India Limited **	CRISIL AAA	100	1,027.11	7.33%	3.73%
INE002A08575	8.3% Reliance Industries Limited **	CRISIL AAA	78	797.70	5.69%	3.67%
INE134E08JW1	8.18% Power Finance Corporation Limited **	CRISIL AAA	43	440.16	3.14%	3.63%
INE752E07MF1	8.2% Power Grid Corporation of India Limited **	CRISIL AAA	41	417.11	2.98%	3.54%
INE556F08JK7	7.95% Small Industries Dev Bank of India **	ICRA AAA	38	389.92	2.78%	3.73%
INE006907FG1	7.6% National Highways Auth Of Ind **	CRISIL AAA	30	306.24	2.18%	3.57%
INE514E08AQ5	9% Export Import Bank of India **	CRISIL AAA	19	194.27	1.39%	3.57%
INE906B07FE6	7.17% National Highways Auth Of Ind	CRISIL AAA	17	171.90	1.23%	3.35%
INE848E07427	8.78% NHPC Limited **	ICRA AAA	160	163.55	1.17%	3.57%
INE020B08922	8.27% REC Limited **	CARE AAA	14	143.23	1.02%	3.64%
INE861G08035	9.95% Food Corporation Of India **	CRISIL AAA(CE)	2	20.63	0.15%	3.54%
Zero Coupon Bonds						
INE296A07Q05	Bajaj Finance Limited **	CRISIL AAA	129	1,690.03	12.06%	4.20%
INE756I07C08	HDB Financial Services Limited	CRISIL AAA	129	1,689.32	12.05%	4.20%
INE115A07NM3	LIC Housing Finance Limited **	CRISIL AAA	77	1,003.61	7.16%	3.75%
Subtotal				13,266.90	94.67%	
(b) Privately placed / Unlisted						
Subtotal				NIL	NIL	NIL
(c) Securitised Debt						
Subtotal				NIL	NIL	NIL
Total				13,266.90	94.67%	
Money Market Instruments						
Certificate of Deposit						
INE261F16595	National Bank For Agriculture and Rural Development **	ICRA A1+	240	236.11	1.69%	3.54%
INE556F16861	Small Industries Dev Bank of India **	CARE A1+	110	107.85	0.77%	3.55%
INE095A16L30	IndusInd Bank Limited **	CRISIL A1+	50	49.12	0.35%	3.63%
Triparty Repo/ Reverse Repo Instrument						
Triparty Repo				8.64	0.06%	
Total				401.72	2.86%	
Net Current Assets				349.04	2.47%	
GRAND TOTAL				14,017.66	100.00%	

** Non Traded Securities/Illiquid Securities



Monthly Portfolio Statement as on August 31,2021

ISIN	Name of the Instrument	Industry / Rating	Quantity	Market/Fair Value (Rs. in Lacs)	% to NAV	YIELD
Debt Instruments						
(a) Listed / awaiting listing on Stock Exchange						
Non Convertible Debentures						
INE607M08048	8.45% Tata Power Renewable Energy Limited **	CARE AA(CE)	75	769.50	10.52%	4.66%
INE201P07169	9.68% G R Infraprojects Limited **	CRISIL AA	73	747.84	10.22%	6.02%
INE205A07204	7.5% Vedanta Limited **	CRISIL AA-	55	553.10	7.56%	6.33%
INE14807JN3	9.08% Indiabulls Housing Finance Limited **	CRISIL AA	50	497.14	6.80%	10.68%
INE296N08022	9% Waiwan Renewable Energy Limited **	CARE AA(CE)	38	385.21	5.27%	4.44%
INE540P07295	10.15% U.P. Power Corporation Limited **	CRISIL A+(CE)	72	362.34	4.95%	7.79%
INE582L07203	9% Tata Housing Development Company Limited **	CARE AA	23	235.72	3.22%	4.39%
INE669E08284	8.04% Vodafone Idea Limited **#	CARE B-	79	193.93	2.65%	
INE081A08181	2% Tata Steel Limited	CARE AA+	10	181.35	2.48%	4.25%
INE205A07162	8.9% Vedanta Limited **	CRISIL AA-	11	110.69	1.51%	6.15%
INE556F08J11	9.81% Small Industries Dev Bank of India **	CARE AAA	6	61.20	0.84%	3.54%
Zero Coupon Bonds						
INE265J07274	JM Financial Asset Reconstruction Company Limited **	ICRA AA-	72	966.52	13.21%	6.71%
INE587O07271	Altico Capital India Limited **#	FITCH D	73	0.00	0.00%	
Subtotal				5,064.54	69.23%	
(b) Privately placed / Unlisted						
Subtotal				NIL	NIL	NIL
(c) Securitised Debt						
Subtotal				NIL	NIL	NIL
Total				5,064.54	69.23%	
Money Market Instruments						
Certificate of Deposit						
INE95A18L30	Indusind Bank Limited **	CRISIL A1+	580	569.80	7.79%	3.63%
INE556F16981	Small Industries Dev Bank of India **	CARE A1+	300	294.14	4.02%	3.55%
INE238A162W8	Axis Bank Limited	CRISIL A1+	260	253.52	3.47%	3.70%
Triparty Repo/ Reverse Repo Instrument						
Triparty Repo				958.22	13.10%	
Total				2,075.68	28.38%	
Net Current Assets				174.38	2.39%	
GRAND TOTAL				7,314.60	100.00%	

** Non Traded Securities/Illiquid Securities

\$ Less Than 0.01% of NAV

Securities classified as below investment grade or default



Monthly Portfolio Statement as on August 31,2021

ISIN	Name of the Instrument	Industry / Rating	Quantity	Market/Fair Value (Rs. in Lacs)	% to NAV	YIELD
	Money Market Instruments					
	Triparty Repo/ Reverse Repo Instrument					
	Triparty Repo			4,62,850.24	59.31%	
	Reverse Repo			3,17,091.19	40.63%	
	Total			7,79,941.43	99.94%	
	OTHERS					
	Cash Margin - CCL			601.06	0.08%	
	Total			601.06	0.08%	
	Net Current Assets			(175.18)	-0.02%	
	GRAND TOTAL			7,80,367.31	100.00%	



Monthly Portfolio Statement as on August 31,2021

ISIN	Name of the Instrument	Industry / Rating	Quantity	Market/Fair Value (Rs. in Lacs)	% to NAV	YIELD
Debt Instruments						
(a) Listed / awaiting listing on Stock Exchange						
Non Convertible Debentures						
INE115A07NS0	8.69% LIC Housing Finance Limited **	CRISIL AAA	26	267.40	9.74%	4.01%
INE031A08657	8.23% Housing & Urban Development Corporation Limited **	ICRA AAA	25	256.60	9.35%	3.83%
INE018A08AR3	7.87% Larsen & Toubro Limited **	CRISIL AAA	25	256.00	9.33%	3.84%
INE261F08A17	8.6% National Bank For Agriculture and Rural Development **	CRISIL AAA	25	254.98	9.29%	3.56%
INE848E074Z7	8.76% NHPCL Limited **	ICRA AAA	220	224.86	8.19%	3.57%
INE906B07FG1	7.6% National Highways Auth Of Ind **	CRISIL AAA	16	163.33	5.95%	3.57%
INE752E07MF1	8.2% Power Grid Corporation of India Limited **	CRISIL AAA	15	152.60	5.56%	3.54%
INE020B08922	8.27% REC Limited **	CARE AAA	13	133.00	4.85%	3.64%
INE001A07RS3	8.58% Housing Development Finance Corporation Limited **	CRISIL AAA	10	102.50	3.74%	3.74%
INE906B07FE6	7.17% National Highways Auth Of Ind	CRISIL AAA	3	30.34	1.11%	3.35%
INE002A08575	9.3% Reliance Industries Limited **	CRISIL AAA	1	10.23	0.37%	3.67%
INE296A07Q05	Bajaj Finance Limited **	CRISIL AAA	25	327.53	11.94%	4.20%
INE75607C18	HDB Financial Services Limited	CRISIL AAA	25	327.39	11.93%	4.20%
Subtotal				2,506.78	91.35%	
(b) Privately placed / Unlisted						
Subtotal				NIL	NIL	NIL
(c) Securitized Debt						
Subtotal				NIL	NIL	NIL
Total				2,506.78	91.35%	
Money Market Instruments						
Certificate of Deposit						
INE261F16595	National Bank For Agriculture and Rural Development **	ICRA A1+	50	49.19	1.79%	3.54%
INE095A16L30	Industrial Bank Limited **	CRISIL A1+	50	49.12	1.79%	3.63%
Triparty Repo Reverse Repo Instrument						
Triparty Repo				59.23	2.16%	
Total				167.54	5.74%	
Net Current Assets				79.83	2.91%	
GRAND TOTAL				2,744.15	100.00%	

** Non Traded Securities/Illiquid Securities



Monthly Portfolio Statement as on August 31,2021

ISIN	Name of the Instrument	Industry / Rating	Quantity	Market/Fair Value (Rs. in Lacs)	% to NAV	YIELD
Debt Instruments						
(a) Listed / awaiting listing on Stock Exchange						
Non Convertible Debentures						
INE115A07NS0	8.69% LIC Housing Finance Limited **	CRISIL AAA	63	647.94	10.49%	4.01%
INE205A07204	7.5% Vedanta Limited **	CRISIL AA-	58	583.27	9.44%	6.33%
INE607M08048	8.45% Tata Power Renewable Energy Limited **	CARE AA(CE)	53	543.78	8.81%	4.66%
INE201P07189	9.68% G R Infraprojects Limited **	CRISIL AA	51	522.46	8.46%	6.02%
INES2L07203	9% Tata Housing Development Company Limited **	CARE AA	36	368.95	5.97%	4.39%
INE296N09022	8% Wadhwan Renewable Energy Limited **	CARE AA(CE)	26	263.56	4.27%	4.44%
INE540P07129	8.48% U.P. Power Corporation Limited **	FITCH AA(CE)	32	241.76	3.91%	5.98%
INE020B08BF0	8.45% REC Limited **	CRISIL AAA	18	184.73	2.99%	3.64%
INE696E08284	8.04% Vodafone Idea Limited **#	CARE B-	56	137.47	2.23%	
INE540P07293	10.15% U.P. Power Corporation Limited **	CRISIL A+(CE)	20	100.65	1.63%	7.79%
INE556F08J11	8.81% Small Industries Dev Bank of India **	CARE AAA	2	20.40	0.33%	3.54%
INE265J07274	JM Financial Asset Reconstruction Company Limited **	ICRA AA-	51	684.62	11.09%	6.71%
Subtotal				4,299.59	69.62%	
(b) Privately placed / Unlisted						
Subtotal				NIL	NIL	NIL
(c) Securitised Debt						
Subtotal				NIL	NIL	NIL
Total				4,299.59	69.62%	
Money Market Instruments						
Certificate of Deposit						
INE095A16L30	IndusInd Bank Limited **	CRISIL A1+	410	402.79	6.52%	3.63%
INE556F16961	Small Industries Dev Bank of India **	CARE A1+	200	196.09	3.18%	3.55%
INE238A162W8	Axis Bank Limited	CRISIL A1+	130	126.76	2.05%	3.70%
Triparty Repo Reverse Repo Instrument						
Triparty Repo				1,003.10	16.24%	
Total				1,728.74	27.99%	
Net Current Assets				147.26	2.39%	
GRAND TOTAL				6,175.59	100.00%	

** Non Traded Securities/Illiquid Securities

Securities classified as below investment grade or default



Monthly Portfolio Statement as on August 31,2021

ISIN	Name of the Instrument	Industry / Rating	Quantity	Market/Fair Value (Rs. in Lacs)	% to NAV	YIELD
Debt Instruments						
(a) Listed / awaiting listing on Stock Exchange						
Non Convertible Debentures						
INE115A07NS0	8.69% LIC Housing Finance Limited **	CRISIL AAA	27	277.69	10.39%	4.01%
INE031A08657	8.23% Housing & Urban Development Corporation Limited **	ICRA AAA	27	277.13	10.37%	3.83%
INE018A08AR3	7.87% Larsen & Toubro Limited **	CRISIL AAA	26	266.24	9.96%	3.84%
INE261F09A17	8.6% National Bank For Agriculture and Rural Development **	CRISIL AAA	26	265.18	9.92%	3.56%
INE906B07FG1	7.6% National Highways Auth Of Ind **	CRISIL AAA	23	234.76	8.75%	3.57%
INE961G09035	9.95% Food Corporation Of India **	CRISIL AAA(CE)	21	216.59	8.10%	3.54%
INE556F08JK7	7.95% Small Industries Dev Bank of India **	ICRA AAA	11	112.87	4.22%	3.73%
INE002A08575	8.3% Reliance Industries Limited **	CRISIL AAA	4	40.91	1.53%	3.67%
INE752E07MF1	8.2% Power Grid Corporation of India Limited **	CRISIL AAA	2	20.35	0.76%	3.54%
Zero Coupon Bonds						
INE756B07C18	HDB Financial Services Limited	CRISIL AAA	26	340.48	12.73%	4.20%
INE206A07Q05	Bajaj Finance Limited **	CRISIL AAA	23	301.32	11.27%	4.20%
INE660A07PW2	Sundaram Finance Limited **	CRISIL AAA	7	68.48	2.56%	3.96%
Subtotal				2,422.02	90.59%	
(b) Privately placed / Unlisted						
Subtotal				NIL	NIL	NIL
(c) Securitised Debt						
Subtotal				NIL	NIL	NIL
Total				2,422.02	90.59%	
Money Market Instruments						
Certificate of Deposit						
INE095A16L30	Indusind Bank Limited **	CRISIL A1+	70	68.77	2.57%	3.63%
INE261F16595	National Bank For Agriculture and Rural Development **	ICRA A1+	30	29.51	1.10%	3.54%
Triparty Repo/ Reverse Repo Instrument						
Triparty Repo						
Total				79.82	2.99%	
Net Current Assets				178.10	6.66%	
GRAND TOTAL				2,673.66	100.00%	

** Non Traded Securities/Illiquid Securities



Monthly Portfolio Statement as on August 31,2021

ISIN	Name of the Instrument	Industry / Rating	Quantity	Market/Fair Value (Rs. in Lacs)	% to NAV	YIELD
Debt Instruments						
(a) Listed / awaiting listing on Stock Exchange						
Non Convertible Debentures						
INE031A08657	8.23% Housing & Urban Development Corporation Limited **	ICRA AAA	49	502.94	9.77%	3.83%
INE020B08BF0	8.45% REC Limited **	CRISIL AAA	48	492.62	9.57%	3.64%
INE261F08A17	8.6% National Bank For Agriculture and Rural Development **	CRISIL AAA	48	489.56	9.51%	3.56%
INE981G08035	9.95% Food Corporation Of India **	CRISIL AAA(CE)	39	402.24	7.82%	3.54%
INE752E07MF1	9.2% Power Grid Corporation of India Limited **	CRISIL AAA	28	294.85	5.55%	3.54%
INE906B07FE6	7.17% National Highways Auth Of Ind	CRISIL AAA	26	262.91	5.11%	3.35%
INE001A07RS3	8.58% Housing Development Finance Corporation Limited **	CRISIL AAA	12	123.00	2.39%	3.74%
INE002A08575	8.3% Reliance Industries Limited **	CRISIL AAA	3	30.68	0.60%	3.67%
INE752E07OD2	7.2% Power Grid Corporation of India Limited **	CRISIL AAA	3	30.33	0.59%	3.34%
Zero Coupon Bonds						
INE75607C08	HDB Financial Services Limited	CRISIL AAA	48	628.58	12.21%	4.20%
INE115A07NM3	LIC Housing Finance Limited **	CRISIL AAA	48	625.83	12.16%	3.75%
INE660A07PW2	Sundaram Finance Limited **	CRISIL AAA	45	440.21	8.55%	3.96%
INE296A07QQ5	Bajaj Finance Limited **	CRISIL AAA	21	275.12	5.35%	4.20%
Subtotal				4,588.67	89.16%	
(b) Privately placed / Unlisted						
Subtotal				NIL	NIL	NIL
(c) Securitised Debt						
Subtotal				NIL	NIL	NIL
Total				4,588.67	89.16%	
Money Market Instruments						
Certificate of Deposit						
INE095A16L30	Indusind Bank Limited **	CRISIL A1+	260	255.43	4.96%	3.63%
INE261F16595	National Bank For Agriculture and Rural Development **	ICRA A1+	100	98.38	1.91%	3.54%
Triparty Repo/ Reverse Repo Instrument						
Triparty Repo				81.89	1.59%	
Total				435.70	8.46%	
Net Current Assets				122.31	2.38%	
GRAND TOTAL				5,146.68	100.00%	

** Non Traded Securities/Illiquid Securities



Monthly Portfolio Statement as on August 31,2021

ISIN	Name of the Instrument	Industry / Rating	Quantity	Market/Fair Value (Rs. in Lacs)	% to NAV	YIELD
Debt Instruments						
(a) Listed / awaiting listing on Stock Exchange						
Non Convertible Debentures						
INE020B08BF0	8.45% REC Limited **	CRISIL AAA	30	307.89	9.41%	3.64%
INE607M08048	8.45% Tata Power Renewable Energy Limited **	CARE AA(CE)	26	266.76	8.16%	4.66%
INE201P07189	9.68% G R Infraprojects Limited **	CRISIL AA	26	266.35	8.14%	6.02%
INE651J07648	10% JM Financial Credit Solution Limited **	ICRA AA	26,000	263.58	8.06%	8.12%
INE14807JN3	9.08% Indiabulls Housing Finance Limited **	CRISIL AA	26	258.52	7.90%	10.68%
INE582L07203	9% Tata Housing Development Company Limited **	CARE AA	21	215.22	6.58%	4.39%
INE514E08BA7	9.1% Export Import Bank of India **	CRISIL AAA	20	208.08	6.36%	3.74%
INE540P07129	8.48% U.P. Power Corporation Limited **	FITCH AA(CE)	26	196.43	6.01%	5.98%
INE296N08022	8% Waluhan Renewable Energy Limited **	CARE AA(CE)	17	172.33	5.27%	4.44%
INE205A07204	7.5% Vedanta Limited **	CRISIL AA-	7	70.39	2.15%	6.33%
INE669E08284	8.04% Vodafone Idea Limited **#	CARE B-	29	68.73	2.10%	
INE020B08922	8.27% REC Limited **	CARE AAA	1	10.23	0.31%	3.64%
Zero Coupon Bonds						
INE265J07274	JM Financial Asset Reconstruction Company Limited **	ICRA AA-	25	335.60	10.26%	6.71%
Subtotal				2,640.11	80.71%	
(b) Privately placed / Unlisted						
Subtotal				NIL	NIL	NIL
(c) Securitised Debt						
Subtotal				NIL	NIL	NIL
Total				2,640.11	80.71%	
Money Market Instruments						
Certificate of Deposit						
INE095A16L30	Indusind Bank Limited **	CRISIL A1+	220	216.13	6.61%	3.63%
Triparty Repo/ Reverse Repo Instrument						
Triparty Repo						
Total				317.97	9.72%	
Net Current Assets				534.10	16.33%	
GRAND TOTAL				96.68	2.96%	
				3,270.89	100.00%	

** Non Traded Securities/Illiquid Securities

Securities classified as below investment grade or default



INE203A01020	AstraZeneca Pharma India Limited	Pharmaceuticals	1,610	50.01	0.12%
INE850D01014	Godrej Agrovet Limited	Consumer Non Durables	7,422	46.91	0.11%
INE002L01015	SJVN Limited	Power	1,31,590	34.61	0.08%
INE248A01017	ITI Limited	Telecom - Equipment & Accessories	24,046	27.59	0.07%
	Subtotal			41,724.15	99.86%
	(b) UNLISTED			NIL	NIL
	Subtotal			NIL	NIL
	Total			41,724.15	99.86%
	Money Market Instruments				
	Triparty Repo/ Reverse Repo Instrument				
	Triparty Repo			37.53	0.09%
	Total			37.53	0.09%
	OTHERS				
	Cash Margin - CCL			0.00	0.00%
	Total			0.00	0.00%
	Net Current Assets			35.07	0.05%
	GRAND TOTAL			41,796.75	100.00%

\$ Less Than 0.01% of NAV



Monthly Portfolio Statement as on August 31,2021

ISIN	Name of the Instrument	Industry / Rating	Quantity	Market/Fair Value (Rs. in Lacs)	% to NAV	YIELD
Debt Instruments						
(a) Listed / awaiting listing on Stock Exchange						
Non Convertible Debentures						
INE115A07NS0	8.69% LIC Housing Finance Limited **	CRISIL AAA	26	267.40	9.62%	4.01%
INE020B08BF0	8.45% REC Limited **	CRISIL AAA	26	266.84	9.60%	3.64%
INE031A08632	8.46% Housing & Urban Development Corporation Limited **	ICRA AAA	26	265.54	9.56%	3.67%
INE261F08A17	8.6% National Bank For Agriculture and Rural Development **	CRISIL AAA	26	265.18	9.54%	3.56%
INE019A08AR3	7.87% Larsen & Toubro Limited **	CRISIL AAA	25	256.00	9.21%	3.84%
INE961G08035	9.95% Food Corporation Of India **	CRISIL AAA(CE)	21	216.59	7.80%	3.54%
INE752E070D2	7.2% Power Grid Corporation of India Limited **	CRISIL AAA	18	182.00	6.55%	3.34%
Zero Coupon Bonds						
INE296A070Q5	Bajaj Finance Limited **	CRISIL AAA	26	340.63	12.26%	4.20%
INE75607CB8	HDB Financial Services Limited	CRISIL AAA	25	327.39	11.78%	4.20%
Subtotal				2,387.57	85.92%	NIL
(b) Privately placed / Unlisted						
Subtotal				NIL	NIL	NIL
(c) Securitised Debt						
Subtotal				NIL	NIL	NIL
Total				2,387.57	85.92%	
Money Market Instruments						
Certificate of Deposit						
INE095A16L30	IndusInd Bank Limited **	CRISIL A1+	210	206.31	7.43%	3.63%
INE261F16595	National Bank For Agriculture and Rural Development **	ICRA A1+	50	49.19	1.77%	3.54%
Triparty Repo/ Reverse Repo Instrument						
Triparty Repo				55.77	2.01%	
Total				311.27	11.21%	
Net Current Assets				79.46	2.87%	
GRAND TOTAL				2,778.30	100.00%	

** Non Traded Securities/Illiquid Securities



Monthly Portfolio Statement as on August 31,2021

ISIN	Name of the Instrument	Industry / Rating	Quantity	Market/Fair Value (Rs. in Lacs)	% to NAV	YIELD
	Money Market Instruments					
	Triparty Repo/ Reverse Repo Instrument					
	Triparty Repo			34.56	0.42%	
	Total			34.56	0.42%	
	Exchange Traded Funds					
INF732E01045	Nippon India ETF Junior BeES		18,64,661	8,090.39	99.15%	
	Total			8,090.39	99.15%	
	OTHERS					
	Cash Margin - CCL			0.00	\$0.00%	
	Total			0.00	0.00%	
	Net Current Assets			34.97	0.43%	
	GRAND TOTAL			8,159.92	100.00%	

§ Less Than 0.01% of NAV



Monthly Portfolio Statement as on August 31,2021

ISIN	Name of the Instrument	Industry / Rating	Quantity	Market/Fair Value (Rs. in Lacs)	% to NAV	YIELD
Debt Instruments						
(a) Listed / awaiting listing on Stock Exchange						
Non Convertible Debentures						
INE14807JN3	9.08% Indiabulls Housing Finance Limited **	CRISIL AA	37	367.89	9.97%	10.68%
INE607M08048	8.45% Tata Power Renewable Energy Limited **	CARE AA(CE)	31	318.06	8.62%	4.66%
INE201P07169	9.68% G R Infraprojects Limited **	CRISIL AA	31	317.57	8.61%	6.02%
INE651J07648	10% JM Financial Credit Solution Limited **	ICRA AA	31,000	314.27	8.52%	8.12%
INE134E08JW1	8.18% Power Finance Corporation Limited **	CRISIL AAA	23	235.44	6.35%	3.63%
INE540P07120	8.48% U.P. Power Corporation Limited **	FITCH AA(CE)	31	234.21	6.35%	5.98%
INE001A07RS3	8.58% Housing Development Finance Corporation Limited **	CRISIL AAA	20	205.00	5.55%	3.74%
INE296N08022	8% Waluhan Renewable Energy Limited **	CARE AA(CE)	16	162.19	4.39%	4.44%
INE582L07203	9% Tata Housing Development Company Limited **	CARE AA	12	122.98	3.33%	4.39%
INE699E08284	8.04% Vodafone Idea Limited **#	CARE B-	34	83.46	2.26%	
INE516V07105	9.5% Piramal Capital & Housing Finance Limited **	CARE AA	10	81.01	2.20%	7.65%
INE205A07162	8.9% Vodafone Limited **	CRISIL AA-	8	80.50	2.18%	6.15%
INE081A08181	2% Tata Steel Limited	CARE AA+	3	54.41	1.47%	4.25%
	Subtotal			2,576.99	69.83%	
(b) Privately placed / Unlisted						
	Subtotal			NIL	NIL	NIL
(c) Securitised Debt						
	Subtotal			NIL	NIL	
	Total			2,576.99	69.83%	
Money Market Instruments						
Certificate of Deposit						
INE095A16L30	IndusInd Bank Limited **	CRISIL A1+	360	353.67	9.58%	3.63%
Triparty Repo/ Reverse Repo Instrument						
	Triparty Repo			644.05	17.45%	
	Total			997.72	27.03%	
	Net Current Assets			115.80	3.14%	
	GRAND TOTAL			3,680.51	100.00%	

** Non Traded Securities/Illiquid Securities

Securities classified as below investment grade or default



ISIN	Name of the Instrument	Industry / Rating	Quantity	Market/Fair Value (Rs. in Lacs)	% to NAV	YIELD
	Debt Instruments					
	(a) Listed / awaiting listing on Stock Exchange					
	Non Convertible Debentures					
INE020B08BF0	8.45% REC Limited **	CRISIL AAA	30	307.89	9.96%	3.64%
INE001A07RS3	8.58% Housing Development Finance Corporation Limited **	CRISIL AAA	30	307.49	9.95%	3.74%
INE002A08575	8.3% Reliance Industries Limited **	CRISIL AAA	30	306.81	9.92%	3.67%
INE115A07NS0	8.69% LIC Housing Finance Limited **	CRISIL AAA	29	298.26	9.65%	4.01%
INE134E08JW1	8.18% Power Finance Corporation Limited **	CRISIL AAA	25	255.91	8.23%	3.63%
INE906B07FG1	7.6% National Highways Auth Of Ind **	CRISIL AAA	24	244.99	7.92%	3.57%
INE752E07MF1	8.2% Power Grid Corporation of India Limited **	CRISIL AAA	20	203.47	6.58%	3.54%

Monthly Portfolio Statement as on August 31,2021

ISIN	Name of the Instrument	Industry / Rating	Quantity	Market/Fair Value (Rs. in Lacs)	% to NAV	YIELD
Debt Instruments						
(a) Listed / awaiting listing on Stock Exchange						
Non Convertible Debentures						
INE14807JN3	9.08% Indiabulls Housing Finance Limited **	CRISIL AA	40	397.72	9.58%	10.68%
INE607M08048	8.45% Tata Power Renewable Energy Limited **	CARE AA(CE)	35	359.10	8.65%	4.66%
INE651J07648	10% JM Financial Credit Solution Limited **	ICRA AA	35,000	354.82	8.55%	8.12%
INE201P07151	9.69% G R Infraprojects Limited **	CRISIL AA	34	340.34	8.20%	5.21%
INE281F08B13	7.85% National Bank For Agriculture and Rural Development **	CRISIL AAA	30	308.37	7.43%	3.81%
INE540P07120	8.48% U.P. Power Corporation Limited **	FITCH AA(CE)	35	264.43	6.37%	5.98%
INE296N08022	8% Waluhan Renewable Energy Limited **	CARE AA(CE)	18	182.47	4.40%	4.44%
INE205A07162	8.9% Vedanta Limited **	CRISIL AA-	18	181.13	4.36%	6.15%
INE669E08284	8.04% Vodafone Idea Limited **#	CARE B-	37	90.83	2.19%	
INE582L07203	9% Tata Housing Development Company Limited **	CARE AA	6	61.49	1.48%	4.39%
INE081A08181	2% Tata Steel Limited	CARE AA+	2	96.27	0.87%	4.25%
	Subtotal			2,576.97	62.08%	
	(b) Privately placed / Unlisted			NIL	NIL	NIL
	Subtotal			NIL	NIL	NIL
	(c) Securitized Debt			NIL	NIL	NIL
	Subtotal			NIL	NIL	NIL
	Total			2,576.97	62.08%	
Money Market Instruments						
Certificate of Deposit						
INE095A16L30	IndusInd Bank Limited **	CRISIL A1+	410	402.79	9.71%	3.63%
	Triparty Repo/ Reverse Repo Instrument					
	Triparty Repo			1,048.46	25.27%	
	Total			1,451.25	34.98%	
	Net Current Assets			121.48	2.94%	
	GRAND TOTAL			4,149.70	100.00%	

** Non Traded Securities/Illiquid Securities

Securities classified as below investment grade or default



Monthly Portfolio Statement as on August 31,2021

ISIN	Name of the Instrument	Industry / Rating	Quantity	Market/Fair Value (Rs. in Lacs)	% to NAV	YIELD
Debt Instruments						
(a) Listed / awaiting listing on Stock Exchange						
Government Securities						
IN1520190019	8.14% State Government Securities	SOVEREIGN	23,56,500	2,549.30	50.03%	6.75%
IN1520190035	8.17% State Government Securities	SOVEREIGN	15,00,000	1,625.82	31.91%	6.75%
IN3120180200	8.08% State Government Securities	SOVEREIGN	1,70,000	184.19	3.62%	6.62%
IN1520180333	8.14% State Government Securities	SOVEREIGN	1,70,000	184.00	3.61%	6.73%
IN1920180206	8.32% State Government Securities	SOVEREIGN	1,57,000	171.55	3.37%	6.73%
IN1920180214	8.16% State Government Securities	SOVEREIGN	62,900	68.15	1.34%	6.73%
IN3720180063	8.31% State Government Securities	SOVEREIGN	40,000	43.52	0.85%	6.78%
IN1920180149	8.19% State Government Securities	SOVEREIGN	28,000	30.35	0.60%	6.73%
IN2920180261	8.36% State Government Securities	SOVEREIGN	22,400	24.54	0.48%	6.68%
IN1420180144	8.36% State Government Securities	SOVEREIGN	15,000	16.39	0.32%	6.76%
IN1720180059	8.43% State Government Securities	SOVEREIGN	10,000	10.95	0.21%	6.79%
IN3320180125	8.22% State Government Securities	SOVEREIGN	10,000	10.83	0.21%	6.76%
Subtotal				4,919.59	96.55%	
(b) Privately placed / Unlisted						
Subtotal				NIL	NIL	NIL
(c) Securitised Debt						
Subtotal				NIL	NIL	
Total				4,919.59	96.55%	
Money Market Instruments						
Triparty Repo/ Reverse Repo Instrument						
Triparty Repo				40.31	0.79%	
Total				40.31	0.79%	
Net Current Assets				135.21	2.65%	
GRAND TOTAL				5,095.11	100.00%	



Monthly Portfolio Statement as on August 31,2021

ISIN	Name of the Instrument	Industry / Rating	Quantity	Market/Fair Value (Rs. in Lacs)	% to NAV	YIELD
Debt Instruments						
(a) Listed / awaiting listing on Stock Exchange						
Non Convertible Debentures						
INE020B08BT1	8.15% REC Limited **	CRISIL AAA	60	619.04	8.98%	3.85%
INE205A07162	8.9% Vedanta Limited **	CRISIL AA-	59	593.70	8.61%	6.15%
INE081A08181	2% Tata Steel Limited	CARE AA+	32	580.32	8.42%	4.25%
INE070M08048	8.45% Tata Power Renewable Energy Limited **	CARE AA(CE)	52	533.52	7.74%	4.66%
INE296N08022	8% Waiwin Renewable Energy Limited **	CARE AA(CE)	51	516.99	7.50%	4.44%
INE16Q08166	13% Asirvad Microfinance Ltd **	CRISIL AA-	40	408.43	5.92%	11.00%
INE86607B4	9.5% India Infoline Finance Limited **	CRISIL AA	40,000	398.23	5.78%	10.15%
INE540P07129	8.48% U.P. Power Corporation Limited **	FITCH AA(CE)	50	377.75	5.48%	5.98%
INE516Y07105	9.5% Piramal Capital & Housing Finance Limited **	CARE AA	35	283.55	4.11%	7.65%
INE134E08J85	7.28% Power Finance Corporation Limited **	CRISIL AAA	16	164.10	2.38%	3.81%
INE651J07648	10% JM Financial Credit Solution Limited **	ICRA AA	8,000	81.10	1.18%	8.12%
INE265J07274	JM Financial Asset Reconstruction Company Limited **	ICRA AA-	55	738.31	10.71%	6.71%
INE041007019	Embassy Office Parks REIT	CRISIL AAA	50	622.44	9.03%	4.03%
Subtotal				5,917.48	85.84%	
(b) Privately placed / Unlisted						
Subtotal				NIL	NIL	NIL
(c) Securitized Debt						
Subtotal				NIL	NIL	NIL
Total				5,917.48	85.84%	
Money Market Instruments						
Certificate of Deposit						
INE095A16L30	IndusInd Bank Limited **	CRISIL A1+	520	510.86	7.41%	3.63%
Triparty Repo/ Reverse Repo Instrument						
Triparty Repo						
Total				308.07	4.47%	
Net Current Assets				6,225.55	100.00%	
GRAND TOTAL				6,893.03	100.00%	

** Non Traded Securities/Illiquid Securities



Monthly Portfolio Statement as on August 31,2021

ISIN	Name of the Instrument	Industry / Rating	Quantity	Market/Fair Value (Rs. in Lacs)	% to NAV	YIELD
Debt Instruments						
(a) Listed / awaiting listing on Stock Exchange						
Non Convertible Debentures						
INE020B08BT1	8.15% REC Limited **	CRISIL AAA	21	216.66	8.78%	3.85%
INE134E08JB5	7.28% Power Finance Corporation Limited **	CRISIL AAA	21	215.38	8.73%	3.81%
INE031A08665	8.34% Housing & Urban Development Corporation Limited **	ICRA AAA	20	207.29	8.40%	3.94%
INE115A07NS0	8.69% LIC Housing Finance Limited **	CRISIL AAA	20	205.70	8.34%	4.01%
INE261F08BJ3	7.65% National Bank For Agriculture and Rural Development **	CRISIL AAA	20	205.56	8.35%	3.81%
INE001A07RS3	8.58% Housing Development Finance Corporation Limited **	CRISIL AAA	20	205.00	8.31%	3.74%
INE018A08AR3	7.87% Larsen & Toubro Limited **	CRISIL AAA	20	204.80	8.30%	3.84%
INE861G08035	9.95% Food Corporation Of India **	CRISIL AAA(CE)	19	195.97	7.94%	3.54%
INE002A08575	8.3% Reliance Industries Limited **	CRISIL AAA	17	173.86	7.05%	3.67%
INE514E08BA7	9.1% Export Import Bank of India **	CRISIL AAA	15	156.06	6.32%	3.74%
INE556F08J11	9.81% Small Industries Dev Bank of India **	CARE AAA	13	132.61	5.37%	3.54%
INE891K07416	Axis Finance Limited **	FITCH AAA	20	268.20	10.87%	4.45%
	Subtotal			2,387.11	96.74%	
(b) Privately placed / Unlisted						
	Subtotal			NIL	NIL	NIL
(c) Securitised Debt						
	Subtotal			NIL	NIL	
	Total			2,387.11	96.74%	
Money Market Instruments						
	Triparty Repo/ Reverse Repo Instrument					
	Triparty Repo			8.00	0.32%	
	Total			8.00	0.32%	
	Net Current Assets			72.22	2.94%	
	GRAND TOTAL			2,467.33	100.00%	

** Non Traded Securities/Illiquid Securities



Monthly Portfolio Statement as on August 31,2021

ISIN	Name of the Instrument	Industry / Rating	Quantity	Market/Fair Value (Rs. in Lacs)	% to NAV	YIELD
Debt Instruments						
(a) Listed / awaiting listing on Stock Exchange						
Non Convertible Debentures						
INE081A08181	2% Tata Steel Limited	CARE AA+	27	489.65	10.58%	4.25%
INE295J08055	9.15% Coastal Gujarat Power Limited **	CARE AA(CE)	40	413.11	8.92%	4.72%
INE51Q08166	13% Asivad Microfinance Ltd **	CRISIL AA-	40	408.43	8.82%	11.00%
INE86607B14	9.5% India Infoline Finance Limited **	CRISIL AA	40,000	398.23	8.60%	10.15%
INE205A07162	9.9% Vedanta Limited **	CRISIL AA-	38	392.36	8.25%	6.15%
INE540P07129	8.48% U.P. Power Corporation Limited **	FITCH AA(CE)	41	309.76	6.69%	5.98%
INE134E08J85	7.28% Power Finance Corporation Limited **	CRISIL AAA	27	276.92	5.98%	3.81%
INE516Y07105	9.5% Piramal Capital & Housing Finance Limited **	CARE AA	25	202.54	4.37%	7.65%
INE607M08048	8.45% Tata Power Renewable Energy Limited **	CARE AA(CE)	19	194.94	4.21%	4.66%
INE020B08B11	8.15% REC Limited **	CRISIL AAA	14	144.44	3.12%	3.85%
INE155A08340	7.5% Tata Motors Limited **	CARE AA-	5	51.18	1.11%	4.39%
INE041007019	Embassy Office Parks REIT	CRISIL AAA	30	373.46	8.07%	4.03%
Subtotal				3,645.04	78.73%	
(b) Privately placed / Unlisted						
Subtotal				NIL	NIL	NIL
(c) Securitised Debt						
Subtotal				NIL	NIL	NIL
Total				3,645.04	78.73%	
Money Market Instruments						
Certificate of Deposit						
INE095A16L30	IndusInd Bank Limited **	CRISIL A1+	340	334.02	7.21%	3.63%
Triparty Repo/ Reverse Repo Instrument						
Triparty Repo				542.92	11.73%	
Total				876.94	18.94%	
Net Current Assets				107.82	2.33%	
GRAND TOTAL				4,629.80	100.00%	

** Non Traded Securities/illiquid Securities



Monthly Portfolio Statement as on August 31,2021

ISIN	Name of the Instrument	Industry / Rating	Quantity	Market/Fair Value (Rs. in Lacs)	% to NAV	YIELD
Equity & Equity related						
(a) Listed / awaiting listing on Stock Exchanges						
INE192R01011	Avenue Supermarts Limited	Retailing	2,203	87.14	4.71%	
INE437A01024	Apollo Hospitals Enterprise Limited	Healthcare Services	1,466	72.84	3.94%	
INE663F01024	Info Edge (India) Limited	Retailing	1,047	64.79	3.50%	
INE423A01024	Adani Enterprises Limited	Minerals/Mining	4,065	64.55	3.49%	
INE205A01025	Vedanta Limited	Non - Ferrous Metals	18,686	56.80	3.06%	
INE1755G01017	ICICI Lombard General Insurance Company Limited	Insurance	3,226	51.45	2.78%	
INE318A01026	Pidilite Industries Limited	Chemicals	2,254	51.40	2.78%	
INE364U01010	Adani Green Energy Limited	Power	4,625	49.34	2.67%	
INE176B01034	Havells India Limited	Consumer Durables	3,702	46.95	2.54%	
INE079A01024	Ambuja Cements Limited	Cement & Cement Products	10,862	45.77	2.47%	
INE140A01024	Piramal Enterprises Limited	Finance	1,667	43.42	2.35%	
INE242A01010	Indian Oil Corporation Limited	Petroleum Products	37,580	41.64	2.25%	
INE106A01026	Marico Limited	Consumer Non Durables	7,637	41.58	2.25%	
INE070A01015	Shree Cement Limited	Cement & Cement Products	144	40.75	2.20%	
INE603J01030	PI Industries Limited	Pesticides	1,189	40.38	2.18%	
INE775A01035	Motherson Sumi Systems Limited	Auto Ancillaries	17,741	38.75	2.10%	
INE129A01019	GAIL (India) Limited	Gas	26,260	38.35	2.07%	
INE726G01019	ICICI Prudential Life Insurance Company Limited	Insurance	5,732	37.78	2.04%	
INE721A01013	Shriram Transport Finance Company Limited	Finance	2,768	37.43	2.02%	
INE797F01012	Jubilant Foodworks Limited	Leisure Services	917	36.64	1.98%	
INE949L01017	AU Small Finance Bank Limited	Banks	3,140	35.51	1.92%	
INE326A01037	Lupin Limited	Pharmaceuticals	3,555	34.05	1.84%	
INE226A01021	Volta Limited	Consumer Durables	3,375	33.59	1.82%	
INE259A01022	Colgate Palmolive (India) Limited	Consumer Non Durables	1,970	33.26	1.80%	
INE291J01018	Crompton Greaves Consumer Electricals Limited	Consumer Durables	6,868	32.51	1.78%	
INE121A01024	Cholamandalam Investment and Finance Company Limited	Finance	5,820	32.21	1.74%	
INE118A01012	Bajaj Holdings & Investment Limited	Finance	740	32.19	1.74%	
INE245A01021	Tata Power Company Limited	Power	24,566	31.70	1.71%	
INE45U01014	Bandhan Bank Limited	Banks	10,716	30.52	1.65%	
INE406A01037	Aurobindo Pharma Limited	Pharmaceuticals	4,158	30.25	1.64%	
INE012A01025	ACC Limited	Cement & Cement Products	1,250	30.16	1.63%	
INE121J01017	Indus Towers Limited	Telecom - Services	13,945	30.00	1.62%	
INE003A01024	Siemens Limited	Industrial Capital Goods	1,316	29.91	1.62%	
INE463A01038	Berger Paints (I) Limited	Consumer Non Durables	3,590	29.44	1.59%	
INE271C01023	DLF Limited	Construction	9,150	29.32	1.59%	
INE465A01025	Bharat Forge Limited	Industrial Products	3,718	28.52	1.54%	
INE203G01027	Indraprastha Gas Limited	Gas	5,175	28.26	1.53%	
INE111A01025	Container Corporation of India Limited	Transportation	4,054	27.56	1.49%	
INE094A01015	Hindustan Petroleum Corporation Limited	Petroleum Products	10,323	27.54	1.49%	
INE646L01027	InterGlobe Aviation Limited	Transportation	1,422	27.12	1.47%	
INE761H01022	Page Industries Limited	Textile Products	84	26.49	1.43%	
INE208A01029	Ashok Leyland Limited	Auto	20,832	25.55	1.38%	
INE347C01014	Petronet LNG Limited	Gas	11,088	25.23	1.36%	
INE83A01011	MRF Limited	Auto Ancillaries	91	24.71	1.34%	
INE256A01028	Zee Entertainment Enterprises Limited	Entertainment	14,201	24.39	1.32%	
INE171A01029	The Federal Bank Limited	Banks	29,499	23.97	1.30%	
INE376G01013	Biocon Limited	Pharmaceuticals	6,564	23.54	1.27%	
INE85A01028	Torrent Pharmaceuticals Limited	Pharmaceuticals	726	22.54	1.22%	
INE134E01011	Power Finance Corporation Limited	Finance	17,174	22.15	1.20%	
INE020B01018	REC Limited	Finance	13,725	20.81	1.13%	
	Subtotal			1,840.57	99.52%	
	(b) UNLISTED					
	Subtotal			0.00	0.00%	
	Total			1,840.57	99.52%	
	Money Market Instruments					
	Triparty Repo/ Reverse Repo Instrument					
	Triparty Repo			4.04	0.22%	
	Total			4.04	0.22%	
	OTHERS					
	Cash Margin - CCL			0.00	0.00%	
	Total			0.00	0.00%	
	Net Current Assets			4.79	0.25%	
	GRAND TOTAL			1,849.40	100.00%	

This is with reference to Gazette notification (Reference no. G.S.R.174(E)) issued by Ministry of Finance on 13th March 2020, for Yes Bank Limited reconstruction scheme, 2020. As per point 3(8)(a) of the notification, there shall be a lock-in period of three years from the commencement of the above said scheme to the extent of 75% of shares held by existing shareholders on the date of commencement of the scheme which came into force from March 13, 2020.

Taking into account the above development, the valuation committee of Nippon India Mutual Fund has decided to markdown the 75% locked-in shares of YES Bank to ZERO, as on March 16, 2020.

For any future distribution of realised proceeds of these locked-in YES Bank shares to the underlying unitholders, following Reconstituted Portfolio was created

ISIN	Name of the Instrument	Industry / Rating	Quantity	Market/Fair Value (Rs. in Lacs)	% to NAV
Equity & Equity related					
(a) Listed / awaiting listing on Stock Exchanges					
INE528G01035	Yes Bank Limited	Banks	25264	0	0.00%
	Total			0	0.00%
	Net Current Assets			0	0.00%
	GRAND TOTAL			0	0.00%

\$ Less Than 0.01% of NAV

Aggregate value of investments made by other schemes of Nippon India Mutual Fund are amounting to Rs 1563.1 Lacs.



Monthly Portfolio Statement as on August 31,2021

ISIN	Name of the Instrument	Industry / Rating	Quantity	Market/Fair Value (Rs. in Lacs)	% to NAV	YIELD
Debt Instruments						
(a) Listed / awaiting listing on Stock Exchange						
Government Securities						
IN2920150421	8.21% State Government Securities	SOVEREIGN	56,00,000	5,923.15	29.65%	4.39%
IN2920150322	8.39% State Government Securities	SOVEREIGN	25,00,000	2,647.28	13.25%	4.39%
IN2220120116	8.62% State Government Securities	SOVEREIGN	2,62,500	279.13	1.40%	4.26%
IN2020120092	8.6% State Government Securities	SOVEREIGN	2,20,000	232.73	1.16%	4.27%
IN2820120060	8.91% State Government Securities	SOVEREIGN	1,84,500	171.20	0.86%	3.93%
IN2220120108	8.62% State Government Securities	SOVEREIGN	1,00,000	106.15	0.53%	4.26%
Non Convertible Debentures						
INE115A070Q2	7.45% LIC Housing Finance Limited	CRISIL AAA	150	1,568.32	7.80%	4.58%
INE001A07SH4	6.99% Housing Development Finance Corporation Limited	CRISIL AAA	150	1,563.17	7.77%	4.39%
INE261F08BW6	6.72% National Bank For Agriculture and Rural Development **	ICRA AAA	150	1,552.19	7.77%	4.42%
INE053F07BZ2	6.59% Indian Railway Finance Corporation Limited **	CRISIL AAA	150	1,550.70	7.76%	4.39%
INE096A07RE5	7.1% Bajaj Finance Limited **	CRISIL AAA	150	1,549.18	7.75%	4.67%
INE752E07KN9	8.8% Power Grid Corporation of India Limited **	CRISIL AAA	140	1,491.76	7.47%	4.25%
INE514E08CC1	8.83% Export Import Bank of India **	CRISIL AAA	19	201.18	1.01%	4.24%
INE752E07FQ2	9.2% Power Grid Corporation of India Limited **	CRISIL AAA	4	53.56	0.27%	4.25%
Subtotal				18,869.70	94.45%	
(b) Privately placed / Unlisted						
Subtotal				NIL	NIL	NIL
(c) Securitised Debt						
Subtotal				NIL	NIL	NIL
Total				18,869.70	94.45%	
Money Market Instruments						
Triparty Repo/ Reverse Repo Instrument						
Triparty Repo				432.07	2.16%	
Total				432.07	2.16%	
Net Current Assets				678.50	3.39%	
GRAND TOTAL				19,880.27	100.00%	

** Non Traded Securities/Illiquid Securities



Monthly Portfolio Statement as on August 31,2021

ISIN	Name of the Instrument	Industry / Rating	Quantity	Market/Fair Value (Rs. in Lacs)	% to NAV	YIELD
	Derivatives					
	Index / Stock Options					
	Nifty 50 Index 8500 Call June 2023 Option		15,975	1,471.97	37.62%	
	Nifty 50 Index 9500 Call June 2023 Option		4,050	336.17	8.59%	
	Total			1,808.14	46.21%	
	Debt Instruments					
	(a) Listed / awaiting listing on Stock Exchange					
	Government Securities					
IN2020120084	8.65% State Government Securities	SOVEREIGN	4,00,000	422.78	10.81%	4.27%
	Non Convertible Debentures					
INE020B08CH4	7.12% REC Limited **	CRISIL AAA	25	259.90	6.64%	4.44%
INE001A07SH4	6.99% Housing Development Finance Corporation Limited	CRISIL AAA	25	258.86	6.62%	4.39%
INE053F07BZ2	6.59% Indian Railway Finance Corporation Limited **	CRISIL AAA	25	258.45	6.61%	4.39%
INE261F08AT4	8.5% National Bank For Agriculture and Rural Development	CRISIL AAA	24	253.40	6.48%	4.32%
INE752E07KN9	8.8% Power Grid Corporation of India Limited **	CRISIL AAA	20	213.11	5.45%	4.25%
INE115A070O2	7.45% LIC Housing Finance Limited	CRISIL AAA	18	187.00	4.78%	4.58%
INE514E08CC1	8.83% Export Import Bank of India **	CRISIL AAA	4	42.35	1.08%	4.24%
	Subtotal			1,895.85	48.47%	
	(b) Privately placed / Unlisted			NIL	NIL	NIL
	Subtotal			NIL	NIL	NIL
	(c) Securitised Debt			NIL	NIL	NIL
	Subtotal			NIL	NIL	NIL
	Total			1,895.85	48.47%	
	Money Market Instruments					
	Triparty Repo/ Reverse Repo Instrument					
	Triparty Repo			143.42	3.67%	
	Total			143.42	3.67%	
	Net Current Assets			65.07	1.65%	
	GRAND TOTAL			3,912.48	100.00%	

** Non Traded Securities/Illiquid Securities



Monthly Portfolio Statement as on August 31,2021

ISIN	Name of the Instrument	Industry / Rating	Quantity	Market/Fair Value (Rs. in Lacs)	% to NAV	YIELD
	Equity & Equity related					
	(a) Listed / awaiting listing on Stock Exchanges					
INE467B01029	Tata Consultancy Services Limited	Software	7,30,172	27,647.80	25.04%	
INE009A01021	Infosys Limited	Software	15,68,084	26,758.57	24.23%	
INE669C01036	Tech Mahindra Limited	Software	7,73,146	11,192.45	10.14%	
INE860A01027	HCL Technologies Limited	Software	8,45,981	10,002.03	9.06%	
INE075A01022	Wipro Limited	Software	15,38,407	9,860.42	8.93%	
INE214T01019	Larsen & Toubro Infotech Limited	Software	1,20,987	6,427.37	5.92%	
INE356A01018	Mphasis Limited	Software	2,19,480	6,360.75	5.76%	
INE01801017	MindTree Limited	Software	1,71,096	6,206.08	5.62%	
INE591G01017	CoForge Limited	Software	56,519	2,943.93	2.67%	
INE881D01027	Oracle Financial Services Software Limited	Software	62,031	2,915.18	2.64%	
	Subtotal			1,10,314.38	99.91%	
	(b) UNLISTED			NIL	NIL	NIL
	Subtotal			NIL	NIL	NIL
	Total			1,10,314.38	99.91%	
	Money Market Instruments					
	Triparty Repo/ Reverse Repo Instrument					
	Triparty Repo			185.49	0.17%	
	Total			185.49	0.17%	
	OTHERS					
	Cash Margin - CCL			0.00	0.00%	
	Total			0.00	0.00%	
	Net Current Assets			(73.76)	-0.06%	
	GRAND TOTAL			1,10,426.11	100.00%	


\$ Less Than 0.01% of NAV

Details of the Equity shares have been lent under Securities Lending and Borrowing as follows:-

Name of the Instrument	Quantity
Infosys Limited	1,37,000



ISIN	Name of the Instrument	Industry / Rating	Quantity	Market/Fair Value (Rs. in Lacs)	% to NAV	YIELD
	Equity & Equity related					
	(a) Listed / awaiting listing on Stock Exchanges					
INE090A01021	ICICI Bank Limited	Banks	7,76.634	5,584.39	4.73%	
INE099A01021	Infosys Limited	Software	2,77.758	4,739.80	4.01%	



Investors understand that their principal
will be at Very High risk

INE230A01023	EIH Limited	Leisure Services	59,180	60.60	0.28%
INE89W01016	Prince Pipes And Fittings Limited	Industrial Products	9,111	60.30	0.28%
INE510A01028	Engineers India Limited	Construction Project	81,444	59.54	0.28%
INE767A01016	Aarti Drugs Limited	Pharmaceuticals	9,585	59.06	0.27%
INE55101010	Valiant Organics Limited	Chemicals	4,577	58.74	0.27%
INE25J01028	SIS Limited	Commercial Services	11,861	58.77	0.26%
INE220G01021	Jindal Stainless Limited	Ferrous Metals	37,463	58.38	0.26%
INE483B01026	Indo Count Industries Limited	Textile Products	23,934	58.20	0.26%
INE602A01023	Phillips Carbon Black Limited	Chemicals	22,934	55.96	0.26%
INE334L01012	Ujivan Financial Services Limited	Finance	35,979	55.34	0.26%
INE710A01016	VST Industries Limited	Consumer Non Durables	1,644	55.04	0.25%
INE576A01017	HeidelbergCement India Limited	Cement & Cement Products	20,775	54.97	0.25%
INE586V01016	TCI Express Limited	Transportation	3,751	54.87	0.25%
INE320J01015	RITES Limited	Engineering Services	19,898	54.77	0.25%
INE105A01035	Sundaram Clayton Limited	Auto Ancillaries	1,496	54.64	0.25%
INE789E01012	JK Paper Limited	Paper	22,043	53.88	0.25%
INE873D01024	Indoco Remedies Limited	Pharmaceuticals	11,173	53.60	0.25%
INE258B01022	FOC Limited	Pharmaceuticals	15,476	53.49	0.25%
INE970X01018	Lemon Tree Hotels Limited	Leisure Services	1,38,231	53.36	0.25%
INE171Z01018	Bharat Dynamics Limited	Aerospace & Defense	13,550	53.27	0.25%
INE001B01026	KRBL Limited	Consumer Non Durables	21,580	52.98	0.24%
INE039C01032	Jamma Auto Industries Limited	Auto Ancillaries	58,919	52.82	0.24%
INE109A01011	Shipping Corporation Of India Limited	Transportation	49,590	52.47	0.24%
INE805D01034	Suntech Realty Limited	Construction	14,287	52.18	0.24%
INE225D01027	Symphony Limited	Consumer Durables	5,379	50.98	0.24%
INE672A01018	Tata Investment Corporation Limited	Finance	4,040	50.93	0.24%
INE475E01026	Caplin Point Laboratories Limited	Pharmaceuticals	6,935	50.65	0.23%
INE493A01027	Tata Coffee Limited	Consumer Non Durables	23,750	50.62	0.23%
INE285B01017	Spicojet Limited	Transportation	70,984	50.61	0.23%
INE023B01020	Rossett Biotech Limited	Chemicals	3,575	50.17	0.23%
INE010A01011	Prism Johnson Limited	Cement & Cement Products	37,214	48.10	0.22%
INE836F01026	Dish TV India Limited	Entertainment	3,75,713	47.34	0.22%
INE573A01042	JK Tyre & Industries Limited	Auto Ancillaries	32,040	46.54	0.22%
INE455D01029	Kaveri Seed Company Limited	Consumer Non Durables	8,028	46.42	0.21%
INE191B01025	Welspun Corp Limited	Ferrous Metals	38,585	45.90	0.21%
INE031A01017	Housing & Urban Development Corporation Limited	Finance	1,06,563	45.86	0.21%
INE782A01015	Johnson Controls - Hitachi Air Conditioning India Limited	Consumer Durables	2,091	45.87	0.21%
INE036B01030	Gujarat Ambuja Exports Limited	Consumer Non Durables	24,416	44.64	0.21%
INE00M201021	Sterling And Wilson Solar Limited	Construction Project	14,227	44.35	0.20%
INE743M01012	RNH Magnesita India Limited	Industrial Products	12,080	43.84	0.20%
INE565A01014	Indian Overseas Bank	Banks	2,23,599	43.83	0.20%
INE310A01015	Nikamal Limited	Industrial Products	1,545	42.81	0.20%
INE490G01020	MOL Limited	Minerals/Mining	25,296	42.11	0.19%
INE516A01017	Uflex Limited	Industrial Products	8,756	41.92	0.19%
INE752P01024	Future Retail Limited	Retailing	94,618	41.92	0.19%
INE224A01026	Greaves Cotton Limited	Industrial Products	30,085	40.92	0.19%
INE260B01028	Godfrey Phillips India Limited	Consumer Non Durables	4,152	40.88	0.19%
INE301A01014	Rajmond Limited	Textile Products	10,041	40.62	0.19%
INE324A01024	Jindal Saw Limited	Ferrous Metals	34,042	40.12	0.19%
INE98B01010	Mahindra Holidays & Resorts India Limited	Leisure Services	12,641	40.07	0.19%
INE398A01010	Verky's (India) Limited	Consumer Non Durables	1,375	39.79	0.18%
INE152M01016	Triveni Turbine Limited	Industrial Capital Goods	30,595	39.50	0.18%
INE838B01013	Bharat Rasayan Limited	Pesticides	307	39.40	0.18%
INE837H01020	Advanced Enzyme Technologies Limited	Consumer Non Durables	10,247	39.08	0.18%
INE415G01027	Rail Vias Nigam Limited	Construction Project	1,35,652	38.25	0.18%
INE42H01029	Ashoka Buldicon Limited	Construction	38,188	38.17	0.18%
INE485C01011	IOL Chemicals and Pharmaceuticals Limited	Pharmaceuticals	6,771	37.86	0.17%
INE704P01017	Cochin Shipyard Limited	Industrial Capital Goods	10,503	37.37	0.17%
INE483A01010	Central Bank of India	Banks	1,79,704	37.29	0.17%
INE049B01025	Wockhardt Limited	Pharmaceuticals	9,173	37.18	0.17%
INE317F01035	Nesco Limited	Commercial Services	6,459	36.98	0.17%
INE99A01015	KSB Limited	Industrial Products	3,088	36.78	0.17%
INE488B01017	Tasty Bite Eatables Limited	Consumer Non Durables	197	36.73	0.17%
INE870H01013	Network18 Media & Investments Limited	Entertainment	74,307	36.26	0.17%
INE572J01011	Spandana Spohorty Financial Limited	Finance	5,706	35.93	0.17%
INE778U01029	TCNS Clothing Co. Limited	Textile Products	6,004	35.49	0.16%
INE389W01011	Dichman Carbonates Limited	Pharmaceuticals	19,010	35.26	0.16%
INE435G01025	Dhanuka Agritech Limited	Pesticides	4,132	34.77	0.16%
INE589A01014	NLC India Limited	Power	65,611	34.54	0.16%
INE665L01035	Varroc Engineering Limited	Auto Ancillaries	11,296	32.39	0.15%
INE348L01012	Mas Financial Services Limited	Finance	4,203	32.34	0.15%
INE62Y01021	IRCON International Limited	Construction Project	75,097	32.33	0.15%
INE059D01020	La Opala RG Limited	Consumer Durables	11,161	31.01	0.14%
INE027A01015	Rashtriya Chemicals and Fertilizers Limited	Fertilisers	40,787	29.43	0.14%
INE0AJ01018	Hemisphere Properties India Limited	Construction	21,913	29.35	0.14%
INE427F01016	Chalet Hotels Limited	Leisure Services	16,977	29.01	0.13%
INE842C01021	Minda Corporation Limited	Auto Ancillaries	23,332	27.94	0.13%
INE559A01017	IFB Industries Limited	Consumer Durables	2,996	27.50	0.13%
INE498B01024	Shoppers Stop Limited	Retailing	11,319	27.24	0.13%
INE092D01011	Mishra Dhatu Nigam Limited	Ferrous Metals	14,404	26.28	0.12%
INE460H01021	Star Cement Limited	Cement & Cement Products	24,393	25.92	0.12%
INE186A01019	Gujarat Alkalies and Chemicals Limited	Chemicals	5,647	25.67	0.12%
INE665A01038	Swan Energy Limited	Textiles - Cotton	18,781	25.51	0.12%
INE35O01029	Gulf Oil Lubricants India Limited	Petroleum Products	4,167	25.39	0.12%
INE019C01026	Himadri Speciality Chemical Limited	Chemicals	53,277	25.09	0.12%
INE164A01016	Balmer Lawrie & Company Limited	Industrial Products	19,217	24.91	0.12%
INE47A01014	Bank of Maharashtra	Banks	1,35,802	24.51	0.11%
INE103A01014	Mangalore Refinery and Petrochemicals Limited	Petroleum Products	57,012	24.49	0.11%
INE426A01027	Alembic Limited	Pharmaceuticals	22,022	23.02	0.11%
INE416D01022	Bliss GVS Pharma Limited	Pharmaceuticals	20,479	22.80	0.11%
INE691A01018	UCO Bank	Banks	1,76,786	22.63	0.10%
INE271B01025	Maharashtra Seamless Limited	Ferrous Metals	7,133	22.48	0.10%
INE249Z01012	Mazagon Dock Shipbuilders Limited	Industrial Capital Goods	8,947	21.21	0.10%
INE177A01018	Ingersoll Rand (India) Limited	Industrial Products	2,334	21.17	0.10%
INE221J01015	Sharda Cropchem Limited	Pesticides	6,670	21.05	0.10%
INE220J01025	Future Consumer Limited	Retailing	3,11,441	21.02	0.10%
INE39M01018	Schneider Electric Infrastructure Limited	Industrial Capital Goods	17,677	20.83	0.10%
INE578A01011	CE Power India Limited	Industrial Capital Goods	6,163	20.17	0.09%
INE870D01012	National Fertilizers Limited	Fertilisers	36,269	19.78	0.09%
INE123F01029	MMTC Limited	Trading	44,359	19.52	0.09%
INE275B01026	Huhtamaki India Limited	Industrial Products	7,147	18.96	0.09%
INE643A01035	Jekt India Limited	Auto Ancillaries	18,075	18.64	0.09%
INE551W01018	Ujivan Small Finance Bank Limited	Banks	86,889	17.20	0.08%
INE382Z01011	Garden Reach Shipbuilders & Engineers Limited	Aerospace & Defense	8,806	16.65	0.08%
INE88D01026	Responsive Industries Limited	Consumer Durables	8,693	10.87	0.05%
	Subtotal			21,604.19	99.80%
	(b) UNLISTED			NIL	NIL
	Subtotal			NIL	NIL
	Total			21,604.19	99.80%
	Money Market Instruments				
	Triparty Repo Reverse Repo Instrument				
	Triparty Repo			233.97	1.08%
	Total			233.97	1.08%
	OTHERS				
	Cash Margin - CCIL			0.00	0.00%
	Total			0.00	0.00%
	Net Current Assets			(193.11)	-0.83%
	GRAND TOTAL			21,645.05	100.00%

§ Less Than 0.01% of NAV



Monthly Portfolio Statement as on August 31,2021

ISIN	Name of the Instrument	Industry / Rating	Quantity	Market/Fair Value (Rs. in Lacs)	% to NAV	YIELD
Debt Instruments						
(a) Listed / awaiting listing on Stock Exchange						
Government Securities						
IN3120140063	8.96% State Government Securities	SOVEREIGN	1,20,00,000	13,220.18	8.15%	5.09%
IN1020200284	5.41% State Government Securities	SOVEREIGN	1,24,72,600	12,688.69	7.76%	5.06%
IN2220200173	5.68% State Government Securities	SOVEREIGN	1,20,00,000	12,218.46	7.53%	5.03%
IN1920140010	9.14% State Government Securities	SOVEREIGN	61,62,000	6,798.41	4.19%	5.05%
N2220140106	9.01% State Government Securities	SOVEREIGN	35,30,600	3,910.26	2.41%	5.13%
IN1920140044	9.04% State Government Securities	SOVEREIGN	33,00,000	3,657.76	2.25%	5.12%
IN2920200093	5.47% State Government Securities	SOVEREIGN	25,70,000	2,600.04	1.60%	5.01%
IN1020200375	5.75% State Government Securities	SOVEREIGN	25,00,000	2,548.17	1.57%	5.06%
IN2220200140	5.6% State Government Securities	SOVEREIGN	25,00,000	2,539.49	1.57%	5.03%
IN2920140042	9.11% State Government Securities	SOVEREIGN	20,00,000	2,202.18	1.36%	5.11%
IN2120140057	8.95% State Government Securities	SOVEREIGN	17,57,300	1,945.29	1.20%	5.13%
IN3420140078	9.90% State Government Securities	SOVEREIGN	16,29,000	1,804.85	1.11%	5.14%
IN3120140048	9.11% State Government Securities	SOVEREIGN	15,00,000	1,653.77	1.02%	5.05%
IN2020200068	5.65% State Government Securities	SOVEREIGN	15,00,000	1,524.78	0.94%	4.99%
IN3420140052	8.98% State Government Securities	SOVEREIGN	11,10,000	1,224.13	0.75%	5.11%
IN2820140035	8.84% State Government Securities	SOVEREIGN	10,00,000	1,096.27	0.68%	5.08%
IN1920140028	9.01% State Government Securities	SOVEREIGN	5,79,600	639.04	0.39%	5.05%
IN1020140050	8.96% State Government Securities	SOVEREIGN	5,00,000	553.41	0.34%	5.15%
IN1920140036	8.97% State Government Securities	SOVEREIGN	5,00,000	551.64	0.34%	5.08%
IN2220140049	8.83% State Government Securities	SOVEREIGN	5,00,000	548.64	0.34%	5.03%
IN2920190203	6.88% State Government Securities	SOVEREIGN	5,00,000	524.69	0.32%	5.12%
IN1020200326	5.52% State Government Securities	SOVEREIGN	5,00,000	506.27	0.31%	5.06%
IN1920130102	9.55% State Government Securities	SOVEREIGN	4,00,000	442.09	0.27%	4.93%
IN3120140055	8.83% State Government Securities	SOVEREIGN	4,00,000	438.92	0.27%	5.03%
IN2020140033	9.19% State Government Securities	SOVEREIGN	3,39,600	374.83	0.23%	5.08%
IN2020140058	8.97% State Government Securities	SOVEREIGN	3,32,400	366.53	0.23%	5.11%
IN1520140022	8.94% State Government Securities	SOVEREIGN	2,72,800	302.07	0.19%	5.11%
IN2220140080	9.02% State Government Securities	SOVEREIGN	2,55,000	281.85	0.17%	5.13%
IN2120140016	9.11% State Government Securities	SOVEREIGN	2,00,000	220.32	0.14%	5.09%
IN1020140035	9.18% State Government Securities	SOVEREIGN	1,90,000	209.65	0.13%	5.09%
IN3420140060	9.1% State Government Securities	SOVEREIGN	1,09,000	120.87	0.07%	5.13%
Non Convertible Debentures						
INE094A08036	7% Hindustan Petroleum Corporation Limited **	CRISIL AAA	1,150	12,087.13	7.45%	5.09%
INE733E07J09	9.17% NTPC Limited **	CRISIL AAA	900	10,018.14	6.17%	5.08%
INE752E07LQ0	9.3% Power Grid Corporation of India Limited **	CRISIL AAA	640	7,147.45	4.41%	5.02%
INE020B07J25	9.34% REC Limited **	CRISIL AAA	633	7,019.44	4.33%	5.29%
INE261F08BK1	7.69% National Bank For Agriculture and Rural Development **	CRISIL AAA	600	6,396.23	3.94%	5.04%
INE020B08BV7	8.1% REC Limited **	CRISIL AAA	582	6,255.16	3.86%	5.17%
INE261F08DD2	5.27% National Bank For Agriculture and Rural Development **	ICRA AAA	608	6,116.66	3.77%	5.01%
INE134E08KD9	8.1% Power Finance Corporation Limited **	CRISIL AAA	350	3,755.06	2.31%	5.18%
INE020B08DR1	5.74% REC Limited **	CRISIL AAA	350	3,549.16	2.19%	5.17%
INE134E08GG0	9.36% Power Finance Corporation Limited **	CRISIL AAA	300	3,332.30	2.05%	5.28%
INE261F08DF7	5.27% National Bank For Agriculture and Rural Development	CRISIL AAA	300	3,011.82	1.86%	5.12%
INE752E08S69	7.34% Power Grid Corporation of India Limited **	CRISIL AAA	250	2,650.93	1.63%	5.02%
INE053F07BB3	8.25% Indian Railway Finance Corporation Limited **	CRISIL AAA	205	2,215.18	1.37%	4.76%
INE261F08CX2	5.53% National Bank For Agriculture and Rural Development **	ICRA AAA	214	2,171.48	1.34%	4.87%
INE752E07JL8	9.35% Power Grid Corporation of India Limited **	CRISIL AAA	100	1,117.55	0.69%	5.02%
INE261F08CK9	5.14% National Bank For Agriculture and Rural Development	ICRA AAA	100	1,005.72	0.62%	4.87%
INE514E08DS5	9.25% Export Import Bank of India **	CRISIL AAA	60	652.90	0.34%	5.01%
INE094A08028	8% Hindustan Petroleum Corporation Limited **	CRISIL AAA	50	536.57	0.33%	4.97%
INE848E07997	7.52% NHPC Limited **	CARE AAA	50	531.54	0.33%	5.01%
INE752E07HM7	8.64% Power Grid Corporation of India Limited **	CRISIL AAA	20	273.42	0.17%	5.02%
INE261F08CU8	5.44% National Bank For Agriculture and Rural Development	ICRA AAA	4	40.50	0.02%	4.87%
Subtotal				1,57,397.77	97.01%	
(b) Privately placed / Unlisted						
Subtotal				NIL	NIL	NIL
(c) Securitised Debt						
Subtotal				NIL	NIL	
Total				1,57,397.77	97.01%	
Money Market Instruments						
Triparty Repo/ Reverse Repo Instrument						
Triparty Repo						
Total				1,180.04	0.73%	
OTHERS						
Cash Margin - CCL						
Total				0.60	0.00%	
Net Current Assets				3,668.66	2.29%	
GRAND TOTAL				1,62,244.09	100.00%	

** Non Traded Securities/Illiquid Securities
 \$ Less Than 0.01% of NAV



Monthly Portfolio Statement as on August 31,2021

ISIN	Name of the Instrument	Industry / Rating	Quantity	Market/Fair Value (Rs. in Lacs)	% to NAV	YIELD
	Money Market Instruments					
	Triparty Repo/ Reverse Repo Instrument					
	Triparty Repo			242.56	1.12%	
	Total			242.56	1.12%	
	Exchange Traded Funds					
INF204K014NS	Nippon India ETF Nifty 100		81,47,304	14,517.68	66.83%	
INF204KB1V68	Nippon India ETF Nifty Midcap 150		44,31,669	4,817.67	22.18%	
	Mutual Fund Units					
INF204KB15W0	Nippon India Nifty Smallcap 250 Ind FundDI Pl-GrOp		1,24,30,421.189	2,189.41	10.08%	
	Total			21,524.76	99.09%	
	Net Current Assets			(44.44)	-0.21%	
	GRAND TOTAL			21,722.88	100.00%	



Monthly Portfolio Statement as on August 31,2021

ISIN	Name of the Instrument	Industry / Rating	Quantity	Market/Fair Value (Rs. in Lacs)	% to NAV	YIELD
	Money Market Instruments					
	Tripartly Repo/ Reverse Repo Instrument					
	Tripartly Repo			142.81	2.36%	
	Total			142.81	2.36%	
	Exchange Traded Funds					
INF204KB17I5	Nippon India ETF Gold Bees		25,06,755	1,023.51	16.94%	
	Mutual Fund Units					
INF204K01X03	Nippon India Large Cap Fund-Direct Growth Plan		28,68,771.570	1,494.10	24.73%	
INF204K01B32	Nippon India Short Term Fund DP Growth Plan Growth		32,36,406.220	1,437.72	23.80%	
INF204K01K15	Nippon India Small Cap Fund - Direct Plan Gr Pl		8,65,663.991	730.51	12.09%	
INF204K01E54	Nippon India Growth Fund-Dir Pln Growth Pl Gr Opt		32,037.651	663.93	10.99%	
INF204K01XP8	Nippon India Gilt Sec Fund Dir Pl Growth Pl Gr Op		16,89,285.203	565.88	9.37%	
	Total			5,916.65	97.92%	
	OTHERS					
	Cash/Margin - CCL			0.00	0.00%	
	Total			0.00	0.00%	
	Net Current Assets			(17.41)	-0.28%	
	GRAND TOTAL			6,041.05	100.00%	

§ Less Than 0.01% of NAV



INE203A01020	AstraZeneca Pharma India Limited	Pharmaceuticals	635	19.73	0.12%
INE850D01014	Godrej Agrovet Limited	Consumer Non Durables	2,930	18.52	0.11%
INE002L01015	SJVN Limited	Power	51,942	13.66	0.08%
INE248A01017	ITI Limited	Telecom - Equipment & Accessories	9,491	10.89	0.07%
	Subtotal			16,468.20	99.93%
	(b) UNLISTED			NIL	NIL
	Subtotal			NIL	NIL
	Total			16,468.20	99.93%
	Money Market Instruments				
	Triparty Repo/ Reverse Repo Instrument				
	Triparty Repo			244.64	1.48%
	Total			244.64	1.48%
	OTHERS				
	Cash Margin - CCL			0.00	0.00%
	Total			0.00	0.00%
	Net Current Assets			(232.05)	-1.41%
	GRAND TOTAL			16,480.79	100.00%

\$ Less Than 0.01% of NAV



Monthly Portfolio Statement as on August 31,2021

ISIN	Name of the Instrument	Industry / Rating	Quantity	Market/Fair Value (Rs. in Lacs)	% to NAV	YIELD
Equity & Equity related						
(a) Listed / awaiting listing on Stock Exchanges						
INE467B01029	Tata Consultancy Services Limited	Software	19,635	743.47	15.41%	
INE009A01021	Infosys Limited	Software	42,170	719.61	14.91%	
INE030A01027	Hindustan Unilever Limited	Consumer Non Durables	18,714	509.79	10.56%	
INE018A01030	Larsen & Toubro Limited	Construction Project	25,318	423.37	8.77%	
INE154A01025	ITC Limited	Consumer Non Durables	1,83,172	387.04	8.02%	
INE80A01027	HCL Technologies Limited	Software	22,751	268.99	5.57%	
INE075A01022	Wipro Limited	Software	31,007	198.74	4.12%	
INE699C01036	Tech Mahindra Limited	Software	12,998	188.17	3.90%	
INE044A01036	Sun Pharmaceutical Industries Limited	Pharmaceuticals	22,630	179.69	3.72%	
INE038A01020	Hindalco Industries Limited	Non - Ferrous Metals	30,611	143.35	2.97%	
INE019A01038	JSW Steel Limited	Ferrous Metals	20,266	139.35	2.89%	
INE752E01010	Power Grid Corporation of India Limited	Power	71,639	125.62	2.60%	
INE095A01012	Industrial Bank Limited	Banks	12,651	125.55	2.60%	
INE047A01021	Grasim Industries Limited	Cement & Cement Products	8,000	120.03	2.49%	
INE733E01010	NTPC Limited	Power	99,587	115.47	2.39%	
INE917D01010	Bajaj Auto Limited	Auto	2,729	101.73	2.11%	
INE213A01029	Oil & Natural Gas Corporation Limited	Oil	76,467	92.18	1.91%	
INE28A01036	UPL Limited	Pesticides	11,530	85.47	1.77%	
INE158A01026	Hero MotoCorp Limited	Auto	2,722	74.63	1.55%	
INE522F01014	Coal India Limited	Minerals/Mining	43,917	64.05	1.33%	
	Subtotal			4,806.30	99.59%	
	(b) UNLISTED			NIL	NIL	NIL
	Subtotal			NIL	NIL	NIL
	Total			4,806.30	99.59%	
	Money Market Instruments					
	Triparty Repo Reverse Repo Instrument					
	Triparty Repo			54.29	1.13%	
	Total			54.29	1.13%	
	OTHERS					
	Cash Margin - CCL			0.00	0.00%	
	Total			0.00	0.00%	
	Net Current Assets			(34.67)	-0.72%	
	GRAND TOTAL			4,825.92	100.00%	

§ Less Than 0.01% of NAV



Monthly Portfolio Statement as on August 31, 2021

ISIN	Name of the Instrument	Industry / Rating	Quantity	Market/Fair Value (Rs. in Lacs)	% to NAV	YIELD
Debt Instruments						
(a) Listed / awaiting listing on Stock Exchange						
Government Securities						
IN1320150056	8.6% State Government Securities	SOVEREIGN	1,50,00,000	16,556.81	9.59%	5.95%
IN3320150383	8.83% State Government Securities	SOVEREIGN	1,11,51,000	12,399.24	7.18%	5.95%
IN3520180131	8.04% State Government Securities	SOVEREIGN	88,00,000	9,523.43	5.52%	5.95%
IN1020150117	8.29% State Government Securities	SOVEREIGN	85,00,000	9,254.08	5.38%	5.95%
IN2020150149	8.42% State Government Securities	SOVEREIGN	78,45,000	8,371.46	4.95%	5.93%
IN2220150170	8.36% State Government Securities	SOVEREIGN	70,00,000	7,652.41	4.43%	5.92%
IN2020150156	8.49% State Government Securities	SOVEREIGN	55,00,000	6,041.40	3.50%	5.93%
IN1920150084	8.38% State Government Securities	SOVEREIGN	45,00,000	4,924.32	2.85%	5.92%
IN1620150137	8.51% State Government Securities	SOVEREIGN	44,81,100	4,921.03	2.85%	5.96%
IN1020150125	8.39% State Government Securities	SOVEREIGN	45,00,000	4,919.67	2.85%	5.95%
IN1620150129	8.38% State Government Securities	SOVEREIGN	45,00,000	4,916.15	2.85%	5.96%
IN3120150187	8.35% State Government Securities	SOVEREIGN	44,51,000	4,870.79	2.92%	5.92%
IN1920180198	8.28% State Government Securities	SOVEREIGN	43,00,000	4,697.69	2.72%	5.92%
IN1020150141	8.57% State Government Securities	SOVEREIGN	40,00,000	4,410.12	2.55%	5.95%
IN2920150223	8.3% State Government Securities	SOVEREIGN	40,00,000	4,355.38	2.52%	5.96%
IN1920150078	8.27% State Government Securities	SOVEREIGN	35,99,900	3,921.47	2.27%	5.92%
IN1020150133	8.72% State Government Securities	SOVEREIGN	35,00,000	3,676.36	2.24%	5.95%
IN1920150092	8.67% State Government Securities	SOVEREIGN	31,28,200	3,463.91	2.01%	5.91%
IN2120150106	8.76% State Government Securities	SOVEREIGN	30,00,000	3,327.95	1.93%	5.94%
IN1520150104	8.27% State Government Securities	SOVEREIGN	27,75,000	3,023.33	1.75%	5.91%
IN3120150211	8.53% State Government Securities	SOVEREIGN	25,00,000	2,756.05	1.60%	5.92%
IN3120150195	8.49% State Government Securities	SOVEREIGN	25,00,000	2,748.11	1.59%	5.92%
IN3320150375	8.53% State Government Securities	SOVEREIGN	24,65,000	2,710.24	1.57%	5.95%
IN2220150162	8.25% State Government Securities	SOVEREIGN	22,75,000	2,476.74	1.44%	5.91%
IN3120150203	8.69% State Government Securities	SOVEREIGN	20,79,500	2,303.70	1.33%	5.92%
IN2920150256	8.65% State Government Securities	SOVEREIGN	20,00,000	2,209.12	1.28%	5.96%
IN2920150249	8.48% State Government Securities	SOVEREIGN	20,00,000	2,194.35	1.27%	5.96%
IN3420150135	8.4% State Government Securities	SOVEREIGN	20,00,000	2,186.60	1.27%	5.96%
IN3420150150	8.88% State Government Securities	SOVEREIGN	17,44,000	1,941.76	1.12%	5.96%
IN1320150031	8.54% State Government Securities	SOVEREIGN	15,00,000	1,649.75	0.96%	5.95%
IN1520150120	8.46% State Government Securities	SOVEREIGN	15,00,000	1,647.33	0.95%	5.91%
IN1520190233	6.99% State Government Securities	SOVEREIGN	15,00,000	1,565.81	0.91%	5.88%
IN2020150164	8.69% State Government Securities	SOVEREIGN	14,00,000	1,549.80	0.90%	5.93%
IN4520200077	5.9% State Government Securities	SOVEREIGN	15,00,000	1,518.35	0.88%	5.53%
IN2220150188	8.47% State Government Securities	SOVEREIGN	13,64,600	1,499.08	0.87%	5.91%
IN1220150032	8.95% State Government Securities	SOVEREIGN	10,00,000	1,100.36	0.64%	5.94%
IN1420150089	8.4% State Government Securities	SOVEREIGN	10,00,000	1,093.78	0.63%	5.95%
IN3420150127	8.31% State Government Securities	SOVEREIGN	10,00,000	1,090.00	0.63%	5.94%
IN4520200036	6.72% State Government Securities	SOVEREIGN	10,00,000	1,028.90	0.60%	6.00%
IN3120200057	5.95% State Government Securities	SOVEREIGN	10,00,000	1,014.79	0.59%	5.50%
IN2120150098	8.39% State Government Securities	SOVEREIGN	750,000	820.11	0.47%	5.94%
IN2220150204	8.51% State Government Securities	SOVEREIGN	668,700	736.72	0.43%	5.91%
IN3420150143	8.51% State Government Securities	SOVEREIGN	6,00,000	658.94	0.38%	5.96%
IN3320150391	8.58% State Government Securities	SOVEREIGN	5,63,800	621.91	0.36%	5.95%
IN3120150153	8.22% State Government Securities	SOVEREIGN	5,00,000	547.97	0.32%	5.96%
IN2220150055	8.28% State Government Securities	SOVEREIGN	5,00,000	546.32	0.32%	5.61%
IN2820150042	8.34% State Government Securities	SOVEREIGN	5,00,000	546.16	0.32%	5.65%
IN2020150115	8.17% State Government Securities	SOVEREIGN	5,00,000	546.11	0.32%	5.69%
IN2820160017	7.98% State Government Securities	SOVEREIGN	5,00,000	538.77	0.31%	6.03%
IN2820160025	7.96% State Government Securities	SOVEREIGN	5,00,000	538.51	0.31%	6.03%
IN3520150027	8.19% State Government Securities	SOVEREIGN	3,47,000	379.05	0.22%	5.70%
IN3120150179	8.27% State Government Securities	SOVEREIGN	3,00,000	326.81	0.19%	5.92%
IN2120150080	8.3% State Government Securities	SOVEREIGN	2,80,000	305.01	0.18%	5.94%
IN3520150050	8.53% State Government Securities	SOVEREIGN	2,46,600	271.39	0.16%	5.96%
IN2920150264	8.55% State Government Securities	SOVEREIGN	2,07,000	228.01	0.13%	5.96%
IN2220150154	8.26% State Government Securities	SOVEREIGN	2,00,000	219.65	0.13%	5.66%
IN3320150359	8.34% State Government Securities	SOVEREIGN	1,00,000	109.07	0.06%	5.95%
IN1220200274	6.21% State Government Securities	SOVEREIGN	32,000	32.37	0.02%	5.91%
Subtotal				1,69,684.39	98.29%	
(b) Privately placed / Unlisted						
Subtotal				NIL	NIL	NIL
(c) Securitised Debt						
Subtotal				NIL	NIL	NIL
Total				1,69,684.39	98.29%	
Money Market Instruments						
Triparty Repo/ Reverse Repo Instrument						
Triparty Repo				1,290.55	0.75%	
Total				1,290.55	0.75%	
OTHERS						
Cash Margin - CCL				2.30	0.00%	
Total				2.30	0.00%	
Net Current Assets				1,700.71	0.96%	
GRAND TOTAL				1,72,677.95	100.00%	

\$ Less Than 0.01% of NAV



Monthly Portfolio Statement as on August 31,2021

ISIN	Name of the Instrument	Industry / Rating	Quantity	Market/Fair Value (Rs. in Lacs)	% to NAV	YIELD
	Debt Instruments					
	(a) Listed / awaiting listing on Stock Exchange					
	Government Securities					
IN0020210012	5.63% Government of India	SOVEREIGN	3,05,000	304.73	95.50%	5.65%
	Subtotal			304.73	95.50%	
	(b) Privately placed / Unlisted					
	Subtotal			NIL	NIL	NIL
	(c) Securitised Debt					
	Subtotal			NIL	NIL	NIL
	Total			304.73	95.50%	
	Money Market Instruments					
	Triparty Repo/ Reverse Repo Instrument					
	Triparty Repo			5.41	1.70%	
	Total			5.41	1.70%	
	Net Current Assets			3.94	2.80%	
	GRAND TOTAL			319.08	100.00%	



Monthly Portfolio Statement as on August 31,2021

ISIN	Name of the Instrument	Industry / Rating	Quantity	Market/Fair Value (Rs. in Lacs)	% to NAV	YIELD
Equity & Equity related						
(a) Listed / awaiting listing on Stock Exchanges						
INE044A01036	Sun Pharmaceutical Industries Limited	Pharmaceuticals	1,59,156	1,263.78	23.47%	
INE361B01024	Div's Laboratories Limited	Pharmaceuticals	18,803	972.79	18.06%	
INE089A01023	Dr. Reddy's Laboratories Limited	Pharmaceuticals	17,908	842.40	15.64%	
INE059A01026	Cipla Limited	Pharmaceuticals	74,911	710.01	13.18%	
INE326A01037	Lupin Limited	Pharmaceuticals	35,463	339.88	6.31%	
INE406A01037	Aurobindo Pharma Limited	Pharmaceuticals	41,437	301.37	5.60%	
INES40L01014	Alkem Laboratories Limited	Pharmaceuticals	6,519	262.85	4.69%	
INE376G01013	Biocon Limited	Pharmaceuticals	67,218	241.21	4.48%	
INE685A01028	Torrent Pharmaceuticals Limited	Pharmaceuticals	7,211	223.97	4.16%	
INE010B01027	Cadila Healthcare Limited	Pharmaceuticals	37,705	208.94	3.88%	
	Subtotal			5,357.00	99.47%	
(b) UNLISTED						
	Subtotal			NIL	NIL	NIL
	Total			5,357.00	99.47%	
Money Market Instruments						
Triparty Repo/ Reverse Repo Instrument						
	Triparty Repo			31.50	0.58%	
	Total			31.50	0.58%	
	Net Current Assets			(2.79)	-0.05%	
	GRAND TOTAL			5,385.71	100.00%	

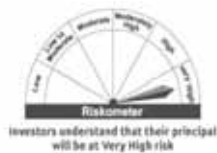


Monthly Portfolio Statement as on August 31,2021

ISIN	Name of the Instrument	Industry / Rating	Quantity	Market/Fair Value (Rs. in Lacs)	% to NAV	YIELD
Equity & Equity related						
(a) Listed / awaiting listing on Stock Exchanges						
INE000A01021	ICICI Bank Limited	Banks	24,23,286	17,424.84	5.95%	
INE009A01021	Infosys Limited	Software	9,70,000	16,552.57	5.65%	
INE040A01034	HDFC Bank Limited	Banks	8,60,000	13,600.04	4.64%	
INE002A01018	Reliance Industries Limited	Petroleum Products	5,70,000	12,871.46	4.39%	
INE001A01036	Housing Development Finance Corporation Limited	Finance	3,75,000	10,494.38	3.58%	
INE800A01027	HCL Technologies Limited	Software	7,45,000	8,808.14	3.01%	
INE238A01034	Axis Bank Limited	Banks	9,40,000	7,393.10	2.52%	
INE016A01026	Dabur India Limited	Consumer Non Durables	10,50,000	6,525.75	2.23%	
INE123W01016	SBI Life Insurance Company Limited	Insurance	5,45,000	6,496.67	2.22%	
INE296A01024	Bajaj Finance Limited	Finance	85,000	6,395.83	2.18%	
INE591G01017	CoForge Limited	Software	1,20,000	6,250.50	2.13%	
INE062A01020	State Bank of India	Banks	13,70,000	5,826.89	1.99%	
INE690C01036	Tech Mahindra Limited	Software	3,85,000	5,573.45	1.90%	
INE361B01024	Div's Laboratories Limited	Pharmaceuticals	1,00,000	5,173.60	1.77%	
INE081A01012	Tata Steel Limited	Ferrous Metals	3,45,000	5,003.36	1.71%	
INE208A01029	Ashok Leyland Limited	Auto	39,04,000	4,792.16	1.64%	
INE180A01020	Max Financial Services Limited	Insurance	4,30,000	4,679.05	1.60%	
INE262H01013	Persistent Systems Limited	Software	1,40,000	4,650.87	1.59%	
INE49A01020	Trent Limited	Retailing	4,55,000	4,581.40	1.56%	
INE836A01035	Birlasoft Limited	Software	10,85,823	4,528.97	1.55%	
INE102D01028	Godrej Consumer Products Limited	Consumer Non Durables	4,11,109	4,519.32	1.54%	
INE018A01030	Larsen & Toubro Limited	Construction Project	2,65,000	4,431.33	1.51%	
INE018E01016	SBI Cards and Payment Services Limited	Finance	3,50,000	3,991.93	1.36%	
INE069A01010	Indiabulls Real Estate Limited	Construction	29,16,100	3,977.56	1.36%	
INE849L01017	AU Small Finance Bank Limited	Banks	3,35,815	3,797.23	1.30%	
INE288B01029	Deepak Nitrite Limited	Chemicals	1,60,000	3,653.76	1.25%	
INE634D01029	KNR Constructions Limited	Construction	10,72,002	3,563.33	1.22%	
INE200M01013	Varun Beverages Limited	Consumer Non Durables	4,20,400	3,560.58	1.22%	
INE455K01017	Polycab India Limited	Industrial Products	1,70,562	3,526.37	1.20%	
INE774D01024	Mahindra & Mahindra Financial Services Limited	Finance	22,00,000	3,523.30	1.20%	
INE040G01011	KPII Technologies Limited	Software	10,22,836	3,444.91	1.18%	
INE647A01010	SRF Limited	Chemicals	32,500	3,295.42	1.12%	
INE768C01010	Zydus Wellness Limited	Consumer Non Durables	1,40,658	3,254.54	1.11%	
INE872J01023	Devyani International Limited	Leisure Services	25,00,000	3,127.50	1.07%	
INE085A01013	Chambal Fertilizers & Chemicals Limited	Fertilisers	9,53,475	3,060.65	1.04%	
INE741K01010	CreditAccess Grameen Limited	Finance	4,33,231	3,041.93	1.04%	
INE732D01013	Angel Broking Limited	Capital Markets	2,43,100	2,935.19	1.00%	
INE149A01033	Cholamandilam Financial Holdings Limited	Finance	4,28,916	2,935.07	1.00%	
INE055A01016	Century Textiles & Industries Limited	Paper	3,64,700	2,835.54	0.97%	
INE192R01011	Avenue Supermarts Limited	Retailing	71,307	2,820.05	0.96%	
INE0GK401011	Tatva Chinlan Pharma Chem Limited	Chemicals	1,35,143	2,785.03	0.95%	
INE84F01012	Firstsource Solutions Limited	Software	14,89,463	2,701.14	0.92%	
INE348B01021	Century Plyboards (India) Limited	Consumer Durables	61,6,655	2,482.34	0.85%	
INE22D01027	Manappuram Finance Limited	Finance	15,00,000	2,406.00	0.82%	
INE082M01014	Greenpanel Industries Limited	Consumer Durables	9,19,710	2,382.05	0.81%	
INE312H01016	INOX Leisure Limited	Entertainment	5,24,153	1,820.94	0.55%	
INE021A01026	Asian Paints Limited	Consumer Non Durables	50,000	1,600.68	0.55%	
INE335Y01012	Indian Railway Catering And Tourism Corporation Limited	Transportation	57,500	1,582.40	0.54%	
INE136S01016	Neogen Chemicals Limited	Chemicals	1,51,020	1,455.46	0.50%	
INE95V01021	Aevind Fashions Limited	Retailing	4,50,000	1,152.23	0.39%	
INE764D01017	V.S.T Tillers Tractors Limited	Auto	41,342	1,063.75	0.36%	
INE572A01028	JB Chemicals & Pharmaceuticals Limited	Pharmaceuticals	62,330	1,061.26	0.36%	
INE150G01020	LUX Industries Limited	Textile Products	25,000	998.69	0.34%	
INE665L01035	Varroc Engineering Limited	Auto Ancillaries	1,50,000	430.13	0.15%	
INE571A01020	IPCA Laboratories Limited	Pharmaceuticals	3,204	82.51	0.03%	
	Subtotal			2,50,732.95	85.58%	
	(b) UNLISTED			NIL	NIL	NIL
	Subtotal			NIL	NIL	NIL
	Total			2,50,732.95	85.58%	
	Money Market Instruments					
	Triparty Repo Reverse Repo Instrument					
	Triparty Repo			38,405.10	13.11%	
	Total			38,405.10	13.11%	
	OTHERS					
	Cash Margin - Derivatives			7,000.00	2.39%	
	Total			7,000.00	2.39%	
	Net Current Assets			(3,083.13)	-1.08%	
	GRAND TOTAL			2,83,044.92	100.00%	

Details of Stock Future / Index Future

Long/Short	Name of the Instrument	Industry	Quantity	Market/Fair Value (Rs. in Lacs)	% to NAV
Long	Nifty 50 Index_30/09/2021	Index	90000	15,410.03	5.26%



Monthly Portfolio Statement as on August 31,2021

ISIN	Name of the Instrument	Industry / Rating	Quantity	Market/Fair Value (Rs. in Lacs)	% to NAV	YIELD
Debt Instruments						
(a) Listed / awaiting listing on Stock Exchange						
Government Securities						
IN2220160013	8.08% State Government Securities	SOVEREIGN	71,75,800	7,785.00	42.77%	6.01%
IN1020160025	8.09% State Government Securities	SOVEREIGN	56,03,500	6,075.47	33.38%	6.04%
IN1520160053	8.05% State Government Securities	SOVEREIGN	25,00,000	2,710.11	14.89%	6.00%
IN3120160053	8.07% State Government Securities	SOVEREIGN	9,12,400	989.84	5.44%	6.00%
IN1520160038	7.98% State Government Securities	SOVEREIGN	1,40,000	151.17	0.83%	6.00%
IN1520160046	7.98% State Government Securities	SOVEREIGN	1,00,000	108.03	0.59%	6.00%
IN2220160021	7.96% State Government Securities	SOVEREIGN	50,000	54.05	0.30%	6.00%
IN3120160038	8.01% State Government Securities	SOVEREIGN	35,000	37.84	0.21%	6.00%
Subtotal				17,911.51	98.41%	
(b) Privately placed / Unlisted						
Subtotal				NIL	NIL	NIL
(c) Securitized Debt						
Subtotal				NIL	NIL	
Total				17,911.51	98.41%	
Money Market Instruments						
Triparty Repo/ Reverse Repo Instrument						
Triparty Repo				8.17	0.04%	
Total				8.17	0.04%	
Net Current Assets				280.37	1.55%	
GRAND TOTAL				18,200.05	100.00%	



Rationale for deviation from valuation price provided by the valuation agencies as per SEBI Circular dated 22nd March 2019 and 24th September 2019

S. No.	Date	ISIN	Issuer Name	Website Link for Rationale and Impact
1	20-08-2021	INE202B07HT4	Dewan Housing Finance Corporation Limited	https://mf.nipponindiaim.com/InvestorServices/ValuationPolicies/Rationale-for-debt-Valuation-20-08-2021.pdf



Security matured and default beyond its maturity date as on 31st August 2021 (forming part of net current assets) is as follows :-

Index

Nippon India Fixed Horizon Fund - XXXI - Series 11

ISIN	Name of the Instrument	Value of security considered under net receivable(Rs. In Lakhs)	% of Value of security considered under net receivable to Net Assets	Total amount due (Rs. In Lakhs)

Nippon India Fixed Horizon Fund - XXIV - Series 2

ISIN	Name of the Instrument	Value of security considered under net receivable(Rs. In Lakhs)	% of Value of security considered under net receivable to Net Assets	Total amount due (Rs. In Lakhs)

Nippon India Fixed Horizon Fund - XXXI - Series 6

ISIN	Name of the Instrument	Value of security considered under net receivable(Rs. In Lakhs)	% of Value of security considered under net receivable to Net Assets	Total amount due (Rs. In Lakhs)

Nippon India Fixed Horizon Fund - XXXII - Series 10

ISIN	Name of the Instrument	Value of security considered under Net Current Assets (Rs. In Lakhs)	% of Value of security considered under Net Current Assets to Net Assets	Total amount due including interest (Rs. In Lakhs)

Nippon India Fixed Horizon Fund - XXXI - Series 15

ISIN	Name of the Instrument	Value of security considered under Net Current Assets (Rs. In Lakhs)	% of Value of security considered under Net Current Assets to Net Assets	Total amount due including interest (Rs. In Lakhs)

Nippon India Fixed Horizon Fund - XXXII - Series 4

ISIN	Name of the Instrument	Value of security considered under Net Current Assets (Rs. In Lakhs)	% of Value of security considered under Net Current Assets to Net Assets	Total amount due including interest (Rs. In Lakhs)

Nippon India Fixed Horizon Fund -XXXIII- Series 2

ISIN	Name of the Instrument	Value of security considered under Net Current Assets (Rs. In Lakhs)	% of Value of security considered under Net Current Assets to Net Assets	Total amount due including interest (Rs. In Lakhs)

Nippon India Fixed Horizon Fund -XXXIII- Series 5

ISIN	Name of the Instrument	Value of security considered under Net Current Assets (Rs. In Lakhs)	% of Value of security considered under Net Current Assets to Net Assets	Total amount due including interest (Rs. In Lakhs)

Nippon India Fixed Horizon Fund -XXXIII- Series 9

ISIN	Name of the Instrument	Value of security considered under Net Current Assets (Rs. In Lakhs)	% of Value of security considered under Net Current Assets to Net Assets	Total amount due including interest (Rs. In Lakhs)

Nippon India Fixed Horizon Fund - XXXIV - Series 1

ISIN	Name of the Instrument	Value of security considered under Net Current Assets (Rs. In Lakhs)	% of Value of security considered under Net Current Assets to Net Assets	Total amount due including interest (Rs. In Lakhs)

Nippon India Fixed Horizon Fund - XXXIV - Series 6

ISIN	Name of the Instrument	Value of security considered under Net Current Assets (Rs. In Lakhs)	% of Value of security considered under Net Current Assets to Net Assets	Total amount due including interest (Rs. In Lakhs)

Nippon India Fixed Horizon Fund - XXXIV - Series 8

ISIN	Name of the Instrument	Value of security considered under Net Current Assets (Rs. In Lakhs)	% of Value of security considered under Net Current Assets to Net Assets	Total amount due including interest (Rs. In Lakhs)

Nippon India Fixed Horizon Fund -XXXIV- Series 10

ISIN	Name of the Instrument	Value of security considered under Net Current Assets (Rs. In Lakhs)	% of Value of security considered under Net Current Assets to Net Assets	Total amount due including interest (Rs. In Lakhs)

Nippon India Fixed Horizon Fund - XXXII - Series 7

ISIN	Name of the Instrument	Value of security considered under Net Current Assets (Rs. In Lakhs)	% of Value of security considered under Net Current Assets to Net Assets	Total amount due including interest (Rs. In Lakhs)

Nippon India Fixed Horizon Fund - XXXII - Series 2

ISIN	Name of the Instrument	Value of security considered under Net Current Assets (Rs. In Lakhs)	% of Value of security considered under Net Current Assets to Net Assets	Total amount due including interest (Rs. In Lakhs)

Nippon India Fixed Horizon Fund - XXXII - Series 1

ISIN	Name of the Instrument	Value of security considered under Net Current Assets (Rs. In Lakhs)	% of Value of security considered under Net Current Assets to Net Assets	Total amount due including interest (Rs. In Lakhs)

Nippon India Fixed Horizon Fund - XXXV - Series 9

ISIN	Name of the Instrument	Value of security considered under Net Current Assets (Rs. In Lakhs)	% of Value of security considered under Net Current Assets to Net Assets	Total amount due including interest (Rs. In Lakhs)

Securities classified as below investment grade or default

Notes

Yield for below investment grade securities are not provided ,as the same has been valued on hair cut provided by valuation agencies

Disclosure of Yield to Call

Index

"With Reference to "AMFI Best Practices Guidelines Circular No. 91/ 2020 – 21 on Valuation of AT 1 Bonds and Tier 2 Bonds" disclosure of

as follows"

Scheme name	isin_code	security_name	Yield to Call
Nippon India Corporate Bond Fund	INE428A08101	5.53% Indian Bank Basel3 Tier2 (27/12/29)CALL27/12	5.63%
Nippon India Corporate Bond Fund	INE160A08159	7.25% PNB Sr21 BSIII Tier2 (M29/7/30) CALL29/7/25	7.34%
Nippon India Corporate Bond Fund	INE062A08165	8.9% SBI BS III Tier2 NCD (M2/11/2028) CALL2/11/23	4.85%
Nippon India Corporate Bond Fund	INE062A08256	6.24% SBI NCDSr2 BSIII Tier2 (M21/9/30)CALL19/9/25	6.29%
Nippon India Short Term Fund	INE090A08UD0	7.1% ICICI Bank BSIII Tier2 (M17/2/30)CALL17/2/25	6.12%
Nippon India Short Term Fund	INE062A08256	6.24% SBI NCDSr2 BSIII Tier2 (M21/9/30)CALL19/9/25	6.29%
Nippon India Hybrid Bond Fund	INE062A08207	7.59% SBI BS3 Tier2 NCD (M23/06/2029) CALL28/6/24	5.43%
Nippon India Hybrid Bond Fund	INE062A08256	6.24% SBI NCDSr2 BSIII Tier2 (M21/9/30)CALL19/9/25	6.29%
Nippon India Balanced Advantage Fund	INE160A08159	7.25% PNB Sr21 BSIII Tier2 (M29/7/30) CALL29/7/25	7.34%
Nippon India Balanced Advantage Fund	INE062A08264	5.83% SBI Sr3 BSIII Tier2 (M26/10/30)CALL24/10/25	6.41%
Nippon India Balanced Advantage Fund	INE692A08094	7.42% Union Bk of Ind BSIII Tier2 NCD (MD16/09/30)	7.24%
Nippon India Floating Rate Fund	INE062A08165	8.9% SBI BS III Tier2 NCD (M2/11/2028) CALL2/11/23	4.85%
Nippon India Credit Risk Fund	INE062A08207	7.59% SBI BS3 Tier2 NCD (M23/06/2029) CALL28/6/24	5.43%
Nippon India Credit Risk Fund	INE062A08264	5.83% SBI Sr3 BSIII Tier2 (M26/10/30)CALL24/10/25	6.41%
Nippon India Strategic Debt Fund	INE062A08165	8.9% SBI BS III Tier2 NCD (M2/11/2028) CALL2/11/23	4.85%
Nippon India Banking & Psu Debt Fund	INE090A08UD0	7.1% ICICI Bank BSIII Tier2 (M17/2/30)CALL17/2/25	6.12%
Nippon India Banking & Psu Debt Fund	INE062A08165	8.9% SBI BS III Tier2 NCD (M2/11/2028) CALL2/11/23	4.85%
Nippon India Banking & Psu Debt Fund	INE062A08256	6.24% SBI NCDSr2 BSIII Tier2 (M21/9/30)CALL19/9/25	6.29%
Nippon India Multi Asset Fund	INE062A08256	6.24% SBI NCDSr2 BSIII Tier2 (M21/9/30)CALL19/9/25	6.29%