



Jain Irrigation Systems Ltd.

Small Ideas. Big Revolutions.®

Regd. Office: Jain Plastic Park, P.O.Box: 72, N.H.No. 6, Jalgaon – 425 001. India.

Tel: +91-257-2258011; Fax: +91-257-2258111; E-mail: jisl@jains.com; Visit us at: www.jains.com

CIN: L29120MH1986PLC042028

JISL/SEC/2023/08/B-2/B-6

8th August, 2023

To,
Bombay Stock Exchange Ltd.,
Corporate Relationship Department,
1st Floor, New Trading Wing, Rotunda Building,
P. J. Tower, Dalal Street,
Mumbai - 400 001.
Fax No.022– 22723121/22722037(Day)
022-22721072 (Night)
Email: corp.relations@bseindia.com

To,
National Stock Exchange of India Ltd.,
Exchange Plaza, C-1, Block G,
Bandra Kurla Complex,
Bandra (East),
Mumbai - 400 051.
Fax No. : 022-26598237/38
Email : cc@nse.co.in

**Ref: Code No. 500219 (BSE) & JISLJALEQS (NSE) for Ordinary Equity Shares
Code No. 570004 (BSE) & JISLDVREQS (NSE) for DVR Equity Shares**

Sub: Investor Communication Q1 FY24

Dear Sir/Madam,

Attached is the Investor Communication issued by the Company after the Board Meeting held on 8th August, 2023 for your record and reference.

Please receive the above in order and acknowledge.

Thanking you,

Yours faithfully,

For Jain Irrigation Systems Ltd.

A. V. Ghodgaonkar
Company Secretary



Bhavarlal H. Jain



Contents

1	Company Overview
2	Business Verticals
3	Financial Performance
4	Revival and Way forward
5	Awards and Events
6	CSR Updates

1



Company Snapshot

68

Established

6

Manufacturing
Plants globally

5550

Associates
Globally

₹ 39G

Consolidated Revenues
as on 31st March, 2023

91550

Dealers & distributors

67

Countries reached through
our Products and Services

650

Farmers' lives have been
touches globally

₹ 38G

Consolidated EBITDA as
on 31st March, 2023

(6

Micro-irrigation company in
India with highest revenue and
SKUs

(6

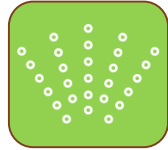
In tissue culture production of banana and
pomegranate globally with over 100 million
plants per annum

Global leaders in Mango processing and
Onion dehydration

Touching lives in more than one way



I
F



F



F
H



H



H



H +



+



G



I
F



F H



H



H
H



I I F I
I H



I H



F G

2

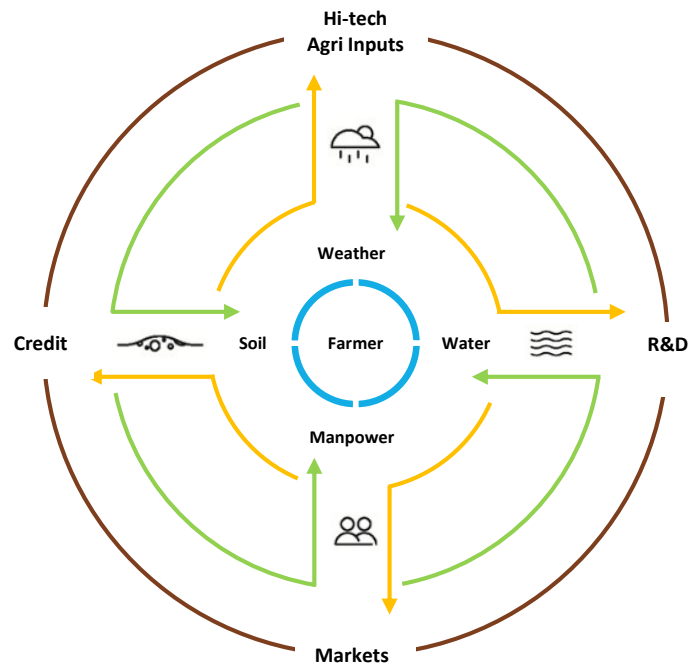


Hi-Tech Agri

- ▶
- ▶
- ▶
- ▶
- ▶
- ▶

Agro Processing

- ▶
- ▶
- ▶
- ▶



Plastic

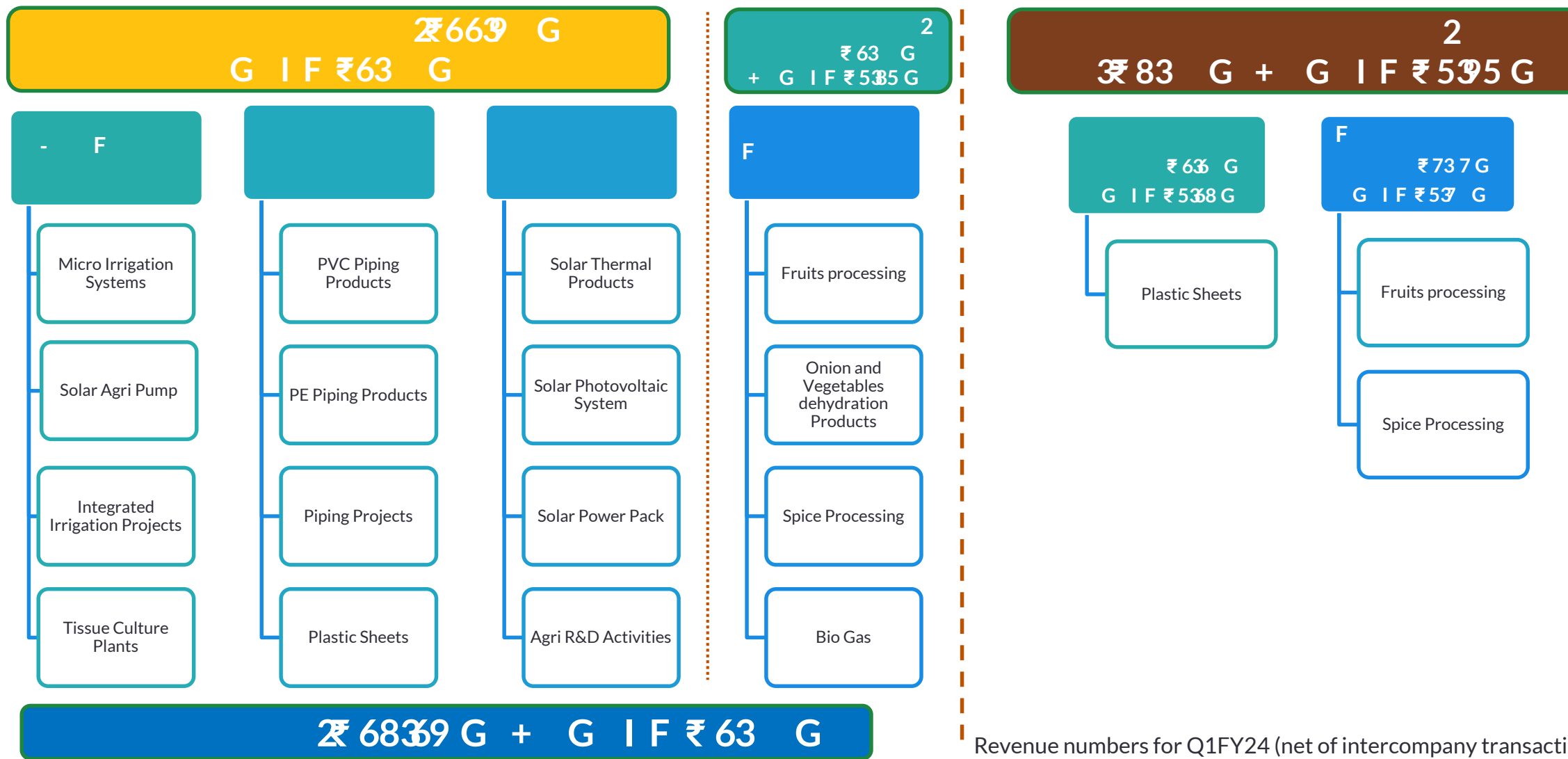
- ▶
- ▶
- ▶
- ▶
- ▶

Others

- ▶
- ▶
- ▶

G

Consolidated Revenue ₹6736 G + GITDA ₹737 G (Q1FY24)



Revenue numbers for Q1FY24 (net of intercompany transaction) 8


Production Facilities – India



Jalgaon (Maharashtra)
1
+



F
Jalgaon (Maharashtra)
F + I 2
H



Jalgaon (Maharashtra)



Jalgaon (Maharashtra)
+
I



Jalgaon (Maharashtra)
+ G



Kurnool, AP



Vadodara (Gujarat)
+
I



Hyderabad (Telangana)



2
Chittoor (AP)



2
Chittoor (AP)



F
Coimbatore (TN)
+ I 4
4 H



Alwar (Rajasthan)
1

Production Facilities – Overseas



1Turkey



3UK



3USA



3 3Belgium



2H

3Ireland



UK



1USA

3



Financial Performance – Standalone

All figures in ₹ Million

Particulars	Q1FY24	Q1FY23	YoY change
Revenue	11,460	8,617	↑32.9%
			↑
EBITDA	1,573	1,097	↑43.4%
			↑
Margin	↑13.7%	12.7%	
	↑		
	↑		
PAT	262	(55)	↑578.9%
Cash PAT	635	319	↑98.7%

All figures in ₹ Million

Revenue
Increase



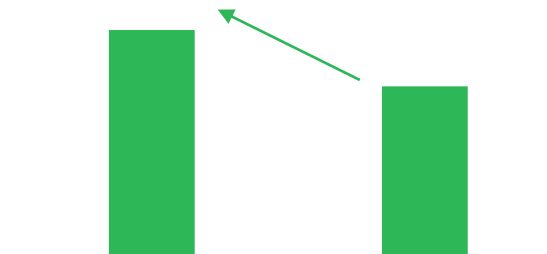
Cash PAT
Increase




Net Debt
Reduction




Revenue




EBITDA



Cash PAT



Net Debt*



All figures in ₹ Million

Revenue

YoY Revenue

Hi-Tech Agri



YoY Revenue

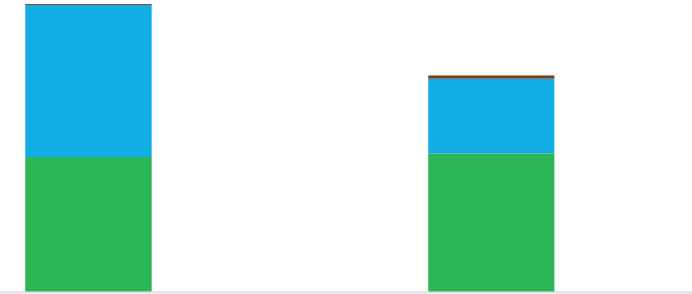
Plastic



EBITDA



EBITDA



Financial Performance - Consolidated

All figures in ₹ Million

Particulars	Q1FY24	Q1FY23^	YoY change
Revenue	17,010	14,162	↑20.1%
			↑
			↑
EBITDA	2,271	1,804	↑25.9%
			↑
Margin	↑13.4%	12.7%	
	↑		
	↑		
PAT	366	118	↑3.1x
Cash PAT	957	699	↑1.4x

All figures in ₹ Million

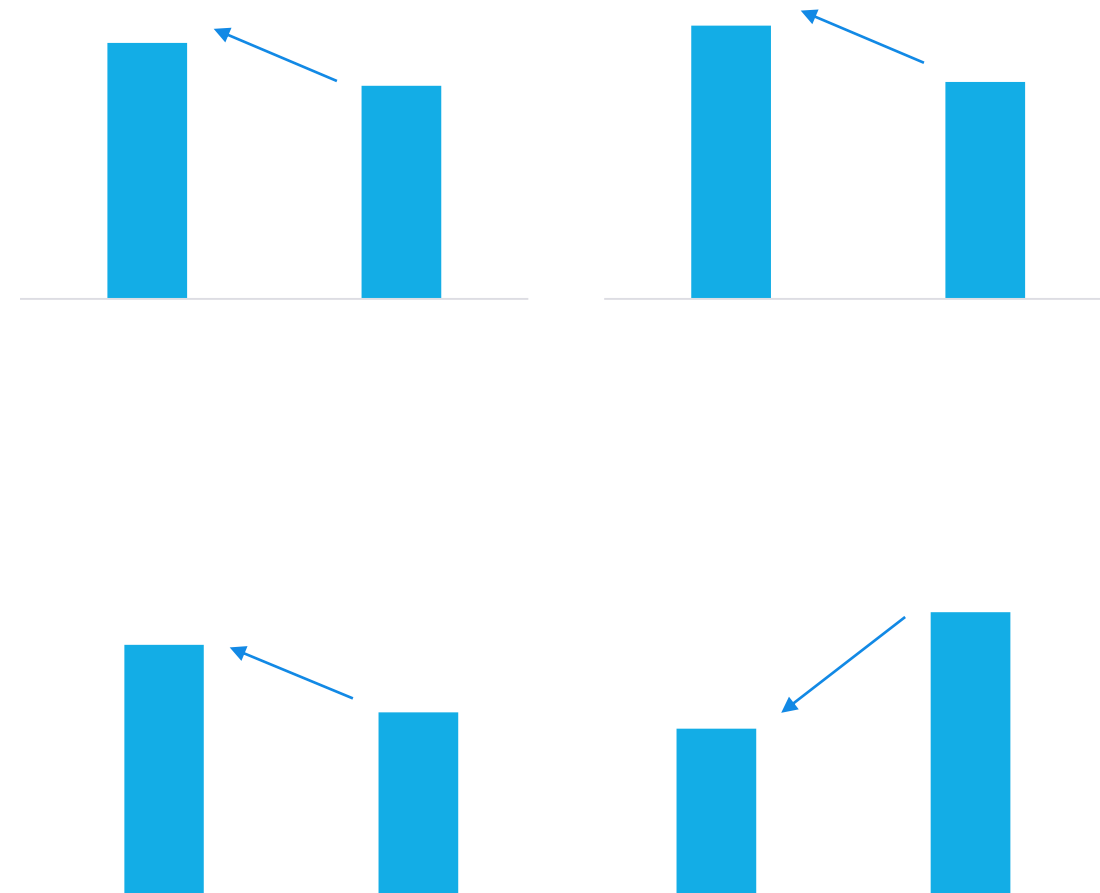
Revenue
Increase



Cash PAT
Increase



Net Debt
Reduction



All figures in ₹ Million

YoY Revenue

Hi-Tech Agri



YoY Revenue

Plastic



YoY Revenue

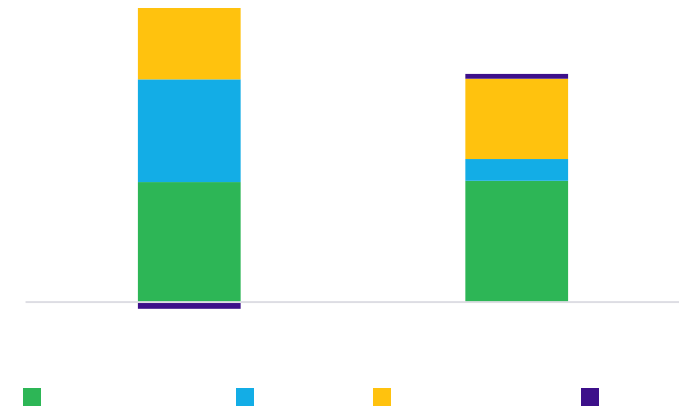
Food/ Agro



Revenue



EBITDA



Financial Performance

All figures in ₹ Million

	Standalone			Consolidated		
Particulars	30-June-23	31-Mar-23	30-June-22	30-Jun-23	31-Mar-23	30-Jun-22
Capital employed	72,934	73,293	73,222	92,379	91,597	103,661
Sources of funds	72,934	73,293	73,222	92,379	91,597	103,661

Working Capital Cycle - DSO

All figures in days (DSO)

30 Jun 23

Standalone	Inventory	AR	NWC
Total	89	188	228

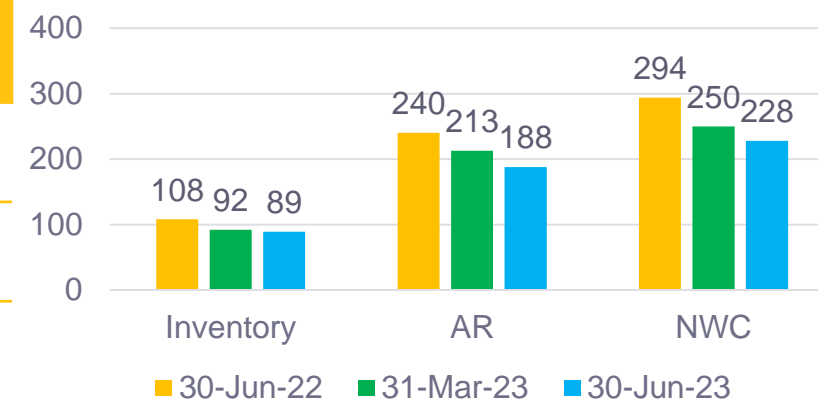
31 Mar 23

Inventory	AR	NWC
92	213	250

30 Jun 22

Inventory	AR	NWC
108	240	294

Standalone



Continuous improvement in WC capital with better WC management

Consolidated

Inventory

AR

NWC

Total

126

117

180

Inventory

AR

NWC

121

119

176

Inventory

AR

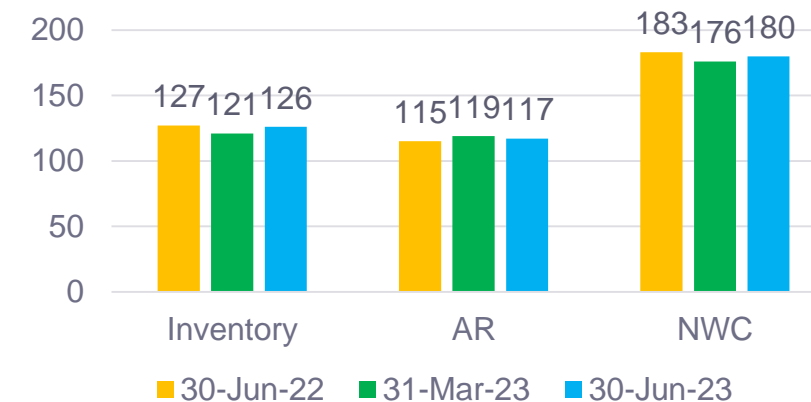
NWC

127

115

183

Consolidated



Standalone Debt Profile as on 30 June 2023

All figures in ₹ million)

Particulars	Outstanding	Outstanding	Repayment Schedule				
	31 Mar 23	30 Jun 23	9MFY24	FY25	FY26	FY27	FY28
Long Term Debt							
Sub Total	15,407	13,709	1,310	1,764	2,428	6,908	1,299
Total Debt	30,871	29,220					
Reported Debt	27,371	26,316					

4

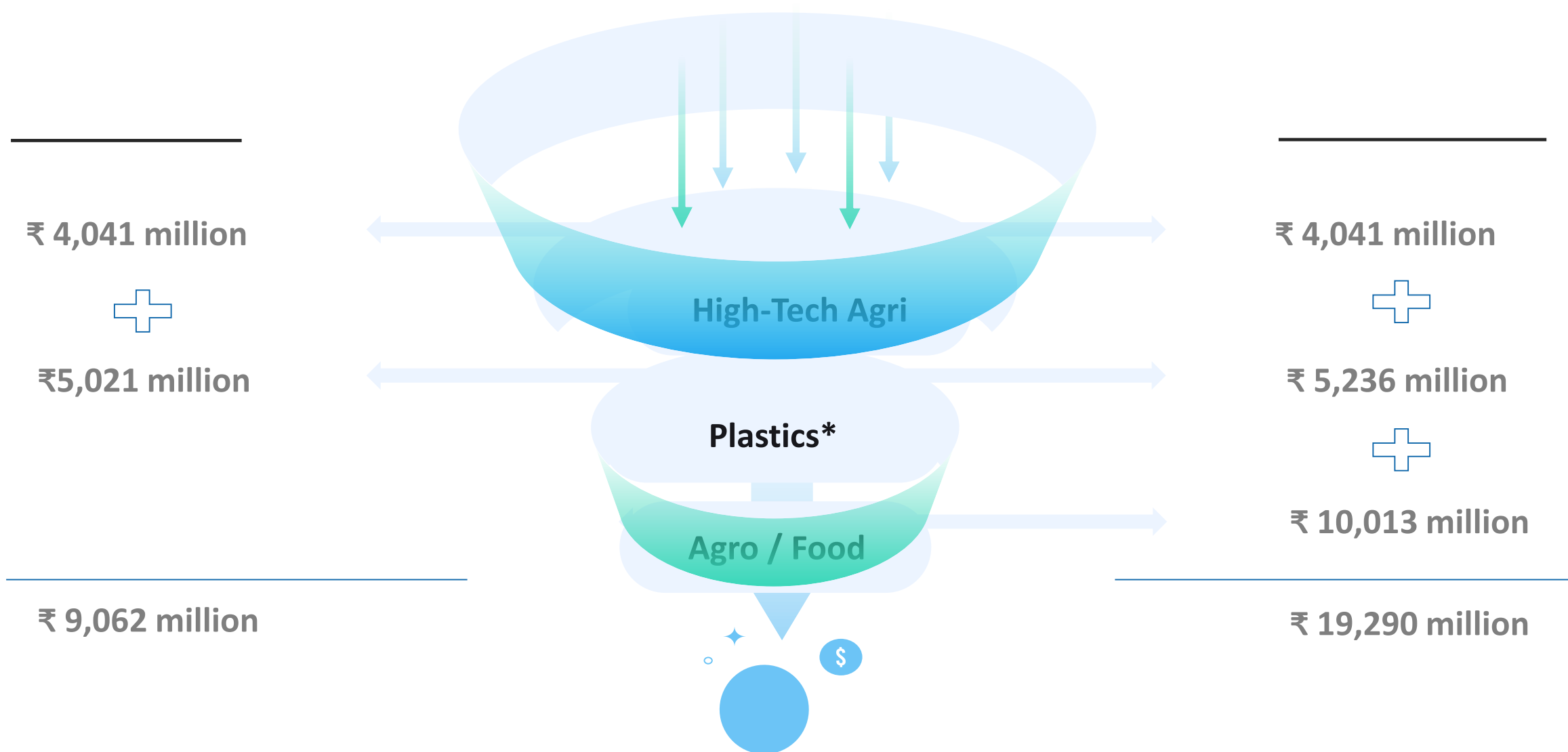


Management Commentary

“Leave this world better than you found it.” – Bhavarlal H Jain



Robust Order Book Position



* This Order book does not factor the orders received by the company on a daily basis from its dealers network.

5



Event

All India Dealers Meet at Jaipur between 25-29 July 2023



Global Conference on Precision Horticulture at Jain Hills 30 May, 2023



Future Agriculture Lenders of India FALI 9 Convention at Jain Hills between 1-7 June, 2023



Annual Sales Meeting April, 2023



Success is best when it's shared – We owe this turnaround to our Business Partners – Our Dealers

6



CSR Update



Promoting Education



Rural Development:
Supporting water sanitation
& hygiene (WASH)



Healthcare and Pandemic
Relief



Rural Development:
Demonstrated sustainable
agriculture practices



Rural Development: Youth
training camps



Snehachi Shidori (Food
Served with Love).

