

Sr No.	Short Name	Scheme Name
1	AXIS112	Axis Fixed Term Plan - Series 112 (1143 Days)
2	AXIS113	Axis Fixed Term Plan - Series 113 (1228 Days)
3	AXISBTF	Axis BSE Sensex ETF
4	AXISCETF	Axis NIFTY India Consumption ETF
5	AXISGETF	Axis Gold ETF
6	AXISHETF	Axis NIFTY Healthcare ETF
7	AXISNTF	Axis Nifty500 Value 50 ETF
8	AXISTETF	Axis NIFTY IT ETF

Monthly Portfolio Statement as on July 31, 2025

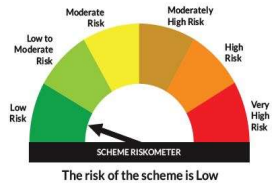
Name of the Instrument	ISIN	Industry / Rating	Quantity	Market/Fair Value (Rs. in Lakhs)	% to Net Assets	YTM~	YTC^
<b>Debt Instruments</b>							
<b>(a) Listed / awaiting listing on Stock Exchange</b>							
7.40% Government of India (19/03/2026)	IN000326C040	Sovereign	47,26,000	4,564.73	57.02%	5.64%	
7.36% Government of India (12/03/2026)	IN000326C057	Sovereign	35,32,800	3,415.91	42.67%	5.63%	
<b>Sub Total</b>				<b>7,980.64</b>	<b>99.69%</b>		
<b>(b) Privately placed / Unlisted</b>							
<b>Sub Total</b>				<b>NIL</b>	<b>NIL</b>		
<b>Total</b>				<b>7,980.64</b>	<b>99.69%</b>		
<b>Reverse Repo / TREPS</b>							
Clearing Corporation of India Ltd				3.78	0.05%	5.44%	
<b>Sub Total</b>				<b>3.78</b>	<b>0.05%</b>		
<b>(b) Privately placed / Unlisted</b>							
<b>Sub Total</b>				<b>NIL</b>	<b>NIL</b>		
<b>Total</b>				<b>3.78</b>	<b>0.05%</b>		
<b>Net Receivables / (Payables)</b>				<b>20.72</b>	<b>0.26%</b>		
<b>GRAND TOTAL</b>				<b>8,005.14</b>	<b>100.00%</b>		

~ YTM as on July 31, 2025

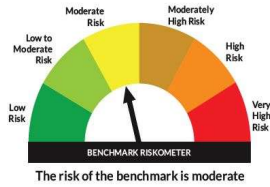
^ YTC represents Yield to Call provided by valuation agencies as on July 31, 2025. It is disclosed for Perpetual Bond issued by Banks (i.e. AT-1 Bond / Tier 1 Bond / Tier 2 Bond), as per AMFI Best Practices Guidelines Circular no. 135/BP/91/2020-21 read with SEBI circular No. SEBI/HO/IMD/DF4/CIR/P/2021/034 on Valuation of AT-1 Bonds and Tier 2 Bonds.

As per SEBI Circular no. SEBI/HO/IMD/PoD1/CIR/P/2024/106 dated August 05, 2024, valuation of AT-1 Bonds are done on Yield to Call basis w.e.f. August 07, 2024. YTC of AT-1 Bonds are now same as it's YTM and hence it is not disclosed separately under YTC.

**Scheme Risk-O-Meter**



**Benchmark Name - CRISIL MEDIUM TERM DEBT INDEX**  
**Benchmark Risk-O-Meter**



## Monthly Portfolio Statement as on July 31, 2025

Name of the Instrument	ISIN	Rating	Quantity	Market/Fair Value (Rs. in Lakhs)	% to Net Assets	YTM~	YTC^
<b>Debt Instruments</b>							
<b>(a) Listed / awaiting listing on Stock Exchange</b>							
7.59% Small Industries Dev Bank of India (10/02/2026) **	INE556F08KG3	CRISIL AAA	1,050	1,056.42	10.89%	6.29%	
7.4% Indian Railway Finance Corporation Limited (18/04/2026) **	INE053F08239	CRISIL AAA	950	956.94	9.87%	6.35%	
7.58% Bharat Petroleum Corporation Limited (17/03/2026) **	INE029A08073	CRISIL AAA	900	907.05	9.35%	6.10%	
7.57% National Bank For Agriculture and Rural Development (19/03/2026) **	INE261F08DW2	CRISIL AAA	900	905.94	9.34%	6.31%	
7.6% REC Limited (27/02/2026) **	INE020B08EF4	CRISIL AAA	900	905.59	9.34%	6.28%	
7.13% Power Finance Corporation Limited (15/07/2026) **	INE134E08LP1	CRISIL AAA	89	895.41	9.23%	6.46%	
8.40% Nuclear Power Corporation Of India Limited (28/11/2025) **	INE206D08212	CRISIL AAA	87	876.07	9.03%	6.13%	
8.1432% LIC Housing Finance Limited (25/03/2026) **	INE115A07QG8	CRISIL AAA	75	757.16	7.81%	6.42%	
7.9% Bajaj Finance Limited (17/11/2025)	INE296A07SF4	CRISIL AAA	75	752.49	7.76%	6.40%	
7.9237% Bajaj Housing Finance Limited (16/03/2026) **	INE377Y07375	CRISIL AAA	50	504.01	5.20%	6.39%	
7.35% NTPC Limited (17/04/2026) **	INE733E08247	CRISIL AAA	500	503.10	5.19%	6.30%	
8.05% NTPC Limited (05/05/2026) **	INE733E07KA6	CRISIL AAA	25	252.90	2.61%	6.33%	
7.37% Power Finance Corporation Limited (22/05/2026) **	INE134E08MO2	CRISIL AAA	50	50.33	0.52%	6.42%	
<b>Sub Total</b>				<b>9,323.41</b>	<b>96.14%</b>		
<b>(b) Privately placed / Unlisted</b>							
<b>Sub Total</b>				<b>NIL</b>	<b>NIL</b>		
<b>Total</b>				<b>9,323.41</b>	<b>96.14%</b>		
<b>Reverse Repo / TREPS</b>							
Clearing Corporation of India Ltd				10.70	0.11%	5.43%	
<b>Sub Total</b>				<b>10.70</b>	<b>0.11%</b>		
<b>(b) Privately placed / Unlisted</b>							
<b>Sub Total</b>				<b>NIL</b>	<b>NIL</b>		
<b>Total</b>				<b>10.70</b>	<b>0.11%</b>		
<b>Net Receivables / (Payables)</b>				<b>363.32</b>	<b>3.75%</b>		
<b>GRAND TOTAL</b>				<b>9,697.43</b>	<b>100.00%</b>		

\*\* Thinly Traded / Non Traded Security

~ YTM as on July 31, 2025

^ YTC represents Yield to Call provided by valuation agencies as on July 31, 2025. It is disclosed for Perpetual Bond issued by Banks (i.e. AT-1 Bond / Tier 1 Bond / Tier 2 Bond), as per AMFI Best Practices Guidelines Circular no. 135/BP/91/2020-21 read with SEBI circular No. SEBI/HO/IMD/DF4/CIR/P/2021/034 on Valuation of AT-1 Bonds and Tier 2 Bonds.

As per SEBI Circular no. SEBI/HO/IMD/PoD1/CIR/P/2024/106 dated August 05, 2024, valuation of AT-1 Bonds are done on Yield to Call basis w.e.f. August 07, 2024. YTC of AT-1 Bonds are now same as it's YTM and hence it is not disclosed separately under YTC.

## Scheme Risk-O-Meter



The risk of the scheme is low to moderate

Benchmark Name - CRISIL MEDIUM TERM DEBT INDEX  
Benchmark Risk-O-Meter

The risk of the benchmark is moderate

## Monthly Portfolio Statement as on July 31, 2025

Name of the Instrument	ISIN	Industry	Quantity	Market/Fair Value (Rs. in Lakhs)	% to Net Assets	YTM~	YTC^
<b>Equity &amp; Equity related</b>							
<b>(a) Listed / awaiting listing on Stock Exchanges</b>							
HDFC Bank Limited	INE040A01034	Banks	1,04,519	2,109.93	16.00%		
ICICI Bank Limited	INE090A01021	Banks	98,309	1,456.55	11.04%		
Reliance Industries Limited	INE002A01018	Petroleum Products	93,269	1,296.72	9.83%		
Infosys Limited	INE009A01021	IT - Software	49,250	742.99	5.63%		
Bharti Airtel Limited	INE397D01024	Telecom - Services	36,133	691.30	5.24%		
Larsen & Toubro Limited	INE018A01030	Construction	16,115	585.89	4.44%		
ITC Limited	INE154A01025	Diversified FMCG	1,27,669	525.74	3.99%		
Tata Consultancy Services Limited	INE467B01029	IT - Software	13,968	424.26	3.22%		
State Bank of India	INE062A01020	Banks	52,900	421.32	3.19%		
Axis Bank Limited	INE238A01034	Banks	39,322	420.08	3.19%		
Kotak Mahindra Bank Limited	INE237A01028	Banks	20,285	401.36	3.04%		
Mahindra & Mahindra Limited	INE101A01026	Automobiles	12,171	389.90	2.96%		
Bajaj Finance Limited	INE296A01032	Finance	35,979	316.89	2.40%		
Hindustan Unilever Limited	INE030A01027	Diversified FMCG	12,307	310.36	2.35%		
Eternal Limited	INE758T01015	Retailing	95,759	294.79	2.24%		
Sun Pharmaceutical Industries Limited	INE044A01036	Pharmaceuticals & Biotechnology	14,546	248.09	1.88%		
Maruti Suzuki India Limited	INE585B01010	Automobiles	1,820	229.95	1.74%		
NTPC Limited	INE733E01010	Power	65,517	218.99	1.66%		
HCL Technologies Limited	INE860A01027	IT - Software	14,589	214.07	1.62%		
UltraTech Cement Limited	INE481G01011	Cement & Cement Products	1,601	195.93	1.49%		
Tata Motors Limited	INE155A01022	Automobiles	28,929	192.68	1.46%		
Titan Company Limited	INE280A01028	Consumer Durables	5,629	188.36	1.43%		
Bharat Electronics Limited	INE263A01024	Aerospace & Defense	48,062	184.08	1.40%		
Power Grid Corporation of India Limited	INE752E01010	Power	63,011	183.33	1.39%		
Tata Steel Limited	INE081A01020	Ferrous Metals	1,13,612	179.28	1.36%		
Asian Paints Limited	INE021A01026	Consumer Durables	6,234	149.37	1.13%		
Bajaj Finserv Limited	INE918I01026	Finance	7,488	145.88	1.11%		
Trent Limited	INE849A01020	Retailing	2,874	144.26	1.09%		
Adani Ports and Special Economic Zone Limited	INE742F01042	Transport Infrastructure	10,128	139.08	1.05%		
Tech Mahindra Limited	INE669C01036	IT - Software	8,774	128.46	0.97%		
<b>Sub Total</b>				<b>13,129.86</b>	<b>99.56%</b>		
<b>(b) Unlisted</b>				<b>NIL</b>	<b>NIL</b>		
<b>Sub Total</b>				<b>NIL</b>	<b>NIL</b>		
<b>Total</b>				<b>13,129.86</b>	<b>99.56%</b>		
<b>Reverse Repo / TREPS</b>							
Clearing Corporation of India Ltd				17.57	0.13%	5.43%	
<b>Sub Total</b>				<b>17.57</b>	<b>0.13%</b>		
<b>Total</b>				<b>17.57</b>	<b>0.13%</b>		
<b>Net Receivables / (Payables)</b>				<b>40.55</b>	<b>0.31%</b>		
<b>GRAND TOTAL</b>				<b>13,187.98</b>	<b>100.00%</b>		

~ YTM as on July 31, 2025

^ YTC represents Yield to Call provided by valuation agencies as on July 31, 2025. It is disclosed for Perpetual Bond issued by Banks (i.e. AT-1 Bond / Tier 1 Bond / Tier 2 Bond), as per AMFI Best Practices Guidelines Circular no. 135/BP/91/2020-21 read with SEBI circular No. SEBI/HO/IMD/DF4/CIR/P/2021/034 on Valuation of AT-1 Bonds and Tier 2 Bonds.

As per SEBI Circular no. SEBI/HO/IMD/PoD1/CIR/P/2024/106 dated August 05, 2024, valuation of AT-1 Bonds are done on Yield to Call basis w.e.f. August 07, 2024. YTC of AT-1 Bonds are now same as it's YTM and hence it is not disclosed separately under YTC.

## Scheme Risk-O-Meter

Benchmark Name - BSE SENSEX TRI  
Benchmark Risk-O-Meter

## Monthly Portfolio Statement as on July 31, 2025

Name of the Instrument	ISIN	Industry	Quantity	Market/Fair Value (Rs. in Lakhs)	% to Net Assets	YTM~	YTC^
<b>Equity &amp; Equity related</b>							
<b>(a) Listed / awaiting listing on Stock Exchanges</b>							
ITC Limited	INE154A01025	Diversified FMCG	33,437	137.74	9.91%		
Bharti Airtel Limited	INE397D01024	Telecom - Services	7,069	135.32	9.73%		
Mahindra & Mahindra Limited	INE101A01026	Automobiles	3,780	121.08	8.71%		
Hindustan Unilever Limited	INE030A01027	Diversified FMCG	3,803	95.88	6.90%		
Eternal Limited	INE758T01015	Retailing	29,722	91.48	6.58%		
Maruti Suzuki India Limited	INE585B01010	Automobiles	560	70.60	5.08%		
Titan Company Limited	INE280A01028	Consumer Durables	1,758	58.85	4.23%		
InterGlobe Aviation Limited	INE646L01027	Transport Services	841	49.71	3.58%		
Trent Limited	INE849A01020	Retailing	949	47.62	3.43%		
Asian Paints Limited	INE021A01026	Consumer Durables	1,938	46.44	3.34%		
Max Healthcare Institute Limited	INE027H01010	Healthcare Services	3,183	39.66	2.85%		
Bajaj Auto Limited	INE917I01010	Automobiles	472	37.80	2.72%		
Nestle India Limited	INE239A01024	Food Products	1,536	34.52	2.48%		
Apollo Hospitals Enterprise Limited	INE437A01024	Healthcare Services	430	32.24	2.32%		
Eicher Motors Limited	INE066A01021	Automobiles	585	31.99	2.30%		
Tata Consumer Products Limited	INE192A01025	Agricultural Food & other Products	2,779	29.82	2.15%		
Varun Beverages Limited	INE200M01039	Beverages	5,691	29.74	2.14%		
Britannia Industries Limited	INE216A01030	Food Products	501	28.91	2.08%		
Tata Power Company Limited	INE245A01021	Power	7,143	28.41	2.04%		
TVS Motor Company Limited	INE494B01023	Automobiles	996	27.91	2.01%		
The Indian Hotels Company Limited	INE053A01029	Leisure Services	3,733	27.65	1.99%		
Avenue Supermarts Limited	INE192R01011	Retailing	628	26.80	1.93%		
Hero MotoCorp Limited	INE158A01026	Automobiles	555	23.65	1.70%		
Info Edge (India) Limited	INE663F01032	Retailing	1,660	23.11	1.66%		
Godrej Consumer Products Limited	INE102D01028	Personal Products	1,724	21.71	1.56%		
DLF Limited	INE271C01023	Realty	2,713	21.28	1.53%		
Adani Power Limited	INE814H01011	Power	3,337	19.62	1.41%		
United Spirits Limited	INE854D01024	Beverages	1,246	16.70	1.20%		
Havells India Limited	INE176B01034	Consumer Durables	1,069	16.04	1.15%		
Colgate Palmolive (India) Limited	INE259A01022	Personal Products	561	12.60	0.91%		
<b>Sub Total</b>				<b>1,384.89</b>	<b>99.62%</b>		
<b>(b) Unlisted</b>				<b>NIL</b>	<b>NIL</b>		
<b>Sub Total</b>				<b>NIL</b>	<b>NIL</b>		
<b>Total</b>				<b>1,384.89</b>	<b>99.62%</b>		
<b>Reverse Repo / TREPS</b>							
Clearing Corporation of India Ltd				3.78	0.27%	5.44%	
<b>Sub Total</b>				<b>3.78</b>	<b>0.27%</b>		
<b>Total</b>				<b>3.78</b>	<b>0.27%</b>		
<b>Net Receivables / (Payables)</b>				<b>1.46</b>	<b>0.11%</b>		
<b>GRAND TOTAL</b>				<b>1,390.13</b>	<b>100.00%</b>		

~ YTM as on July 31, 2025

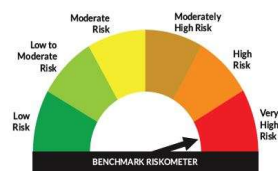
^ YTC represents Yield to Call provided by valuation agencies as on July 31, 2025. It is disclosed for Perpetual Bond issued by Banks (i.e. AT-1 Bond / Tier 1 Bond / Tier 2 Bond), as per AMFI Best Practices Guidelines Circular no. 135/BP/91/2020-21 read with SEBI circular No. SEBI/HO/IMD/DF4/CIR/P/2021/034 on Valuation of AT-1 Bonds and Tier 2 Bonds.

As per SEBI Circular no. SEBI/HO/IMD/PoD1/CIR/P/2024/106 dated August 05, 2024, valuation of AT-1 Bonds are done on Yield to Call basis w.e.f. August 07, 2024. YTC of AT-1 Bonds are now same as it's YTM and hence it is not disclosed separately under YTC.

## Scheme Risk-O-Meter



The risk of the scheme is very high

Benchmark Name - NIFTY INDIA CONSUMPTION TRI INDEX  
Benchmark Risk-O-Meter

The risk of the benchmark is very high

## Monthly Portfolio Statement as on July 31, 2025

Name of the Instrument	ISIN	Industry / Rating	Quantity	Market/Fair Value (Rs. in Lakhs)	% to Net Assets	YTM~	YTC^
<b>Gold</b>							
GOLD .995 1KG BAR			1,962	1,92,409.42	98.40%		
<b>Sub Total</b>				<b>1,92,409.42</b>	<b>98.40%</b>		
<b>Total</b>				<b>1,92,409.42</b>	<b>98.40%</b>		
<b>Reverse Repo / TREPS</b>							
Clearing Corporation of India Ltd				136.53	0.07%	5.43%	
<b>Sub Total</b>				<b>136.53</b>	<b>0.07%</b>		
<b>Total</b>				<b>136.53</b>	<b>0.07%</b>		
<b>Net Receivables / (Payables)</b>				<b>3,001.03</b>	<b>1.53%</b>		
<b>GRAND TOTAL</b>				<b>1,95,546.98</b>	<b>100.00%</b>		

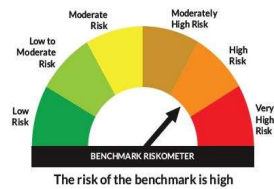
~ YTM as on July 31, 2025

^ YTC represents Yield to Call provided by valuation agencies as on July 31, 2025. It is disclosed for Perpetual Bond issued by Banks (i.e. AT-1 Bond / Tier 1 Bond / Tier 2 Bond), as per AMFI Best Practices Guidelines Circular no. 135/BP/91/2020-21 read with SEBI circular No. SEBI/HO/IMD/DF4/CIR/P/2021/034 on Valuation of AT-1 Bonds and Tier 2 Bonds.

As per SEBI Circular no. SEBI/HO/IMD/PoD1/CIR/P/2024/106 dated August 05, 2024, valuation of AT-1 Bonds are done on Yield to Call basis w.e.f. August 07, 2024. YTC of AT-1 Bonds are now same as it's YTM and hence it is not disclosed separately under YTC.

Aggregate Investments by other schemes (At NAV) as on July 31, 2025 RS 128195.22 Lakh's

## Scheme Risk-O-Meter

Benchmark Name - DOMESTIC PRICE OF GOLD  
Benchmark Risk-O-Meter

## Monthly Portfolio Statement as on July 31, 2025

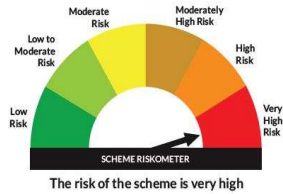
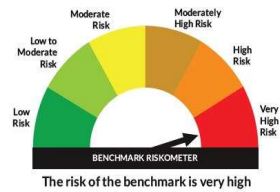
Name of the Instrument	ISIN	Industry	Quantity	Market/Fair Value (Rs. in Lakhs)	% to Net Assets	YTM~	YTC^
<b>Equity &amp; Equity related</b>							
<b>(a) Listed / awaiting listing on Stock Exchanges</b>							
Sun Pharmaceutical Industries Limited	INE044A01036	Pharmaceuticals & Biotechnology	22,219	379.21	18.51%		
Max Healthcare Institute Limited	INE027H01010	Healthcare Services	15,314	190.81	9.31%		
Cipla Limited	INE059A01026	Pharmaceuticals & Biotechnology	11,593	180.22	8.80%		
Divi's Laboratories Limited	INE361B01024	Pharmaceuticals & Biotechnology	2,616	172.54	8.42%		
Dr. Reddy's Laboratories Limited	INE089A01031	Pharmaceuticals & Biotechnology	12,551	159.44	7.78%		
Apollo Hospitals Enterprise Limited	INE437A01024	Healthcare Services	2,081	156.03	7.61%		
Lupin Limited	INE326A01037	Pharmaceuticals & Biotechnology	4,982	96.11	4.69%		
Fortis Healthcare Limited	INE061F01013	Healthcare Services	10,726	91.97	4.49%		
Torrent Pharmaceuticals Limited	INE685A01028	Pharmaceuticals & Biotechnology	2,154	80.60	3.93%		
Laurus Labs Limited	INE947Q01028	Pharmaceuticals & Biotechnology	8,066	70.53	3.44%		
Glenmark Pharmaceuticals Limited	INE935A01035	Pharmaceuticals & Biotechnology	3,103	66.22	3.23%		
Aurobindo Pharma Limited	INE406A01037	Pharmaceuticals & Biotechnology	5,763	65.69	3.21%		
Mankind Pharma Limited	INE634S01028	Pharmaceuticals & Biotechnology	2,323	59.64	2.91%		
Alkem Laboratories Limited	INE540L01014	Pharmaceuticals & Biotechnology	1,108	55.74	2.72%		
Zydus Lifesciences Limited	INE010B01027	Pharmaceuticals & Biotechnology	5,145	49.90	2.44%		
Biocon Limited	INE376G01013	Pharmaceuticals & Biotechnology	12,386	48.48	2.37%		
IPCA Laboratories Limited	INE571A01038	Pharmaceuticals & Biotechnology	2,863	42.20	2.06%		
Abbott India Limited	INE358A01014	Pharmaceuticals & Biotechnology	107	36.81	1.80%		
Syngene International Limited	INE398R01022	Healthcare Services	3,905	27.88	1.36%		
Granules India Limited	INE101D01020	Pharmaceuticals & Biotechnology	2,987	14.19	0.69%		
<b>Sub Total</b>				<b>2,044.20</b>	<b>99.76%</b>		
<b>(b) Unlisted</b>				<b>NIL</b>	<b>NIL</b>		
<b>Sub Total</b>				<b>NIL</b>	<b>NIL</b>		
<b>Total</b>				<b>2,044.20</b>	<b>99.76%</b>		
<b>Reverse Repo / TREPS</b>							
Clearing Corporation of India Ltd				1.81	0.09%	5.44%	
<b>Sub Total</b>				<b>1.81</b>	<b>0.09%</b>		
<b>Total</b>				<b>1.81</b>	<b>0.09%</b>		
<b>Net Receivables / (Payables)</b>				<b>3.06</b>	<b>0.15%</b>		
<b>GRAND TOTAL</b>				<b>2,049.07</b>	<b>100.00%</b>		

~ YTM as on July 31, 2025

^ YTC represents Yield to Call provided by valuation agencies as on July 31, 2025. It is disclosed for Perpetual Bond issued by Banks (i.e. AT-1 Bond / Tier 1 Bond / Tier 2 Bond), as per AMFI Best Practices Guidelines Circular no. 135/BP/91/2020-21 read with SEBI circular No. SEBI/HO/IMD/DF4/CIR/P/2021/034 on Valuation of AT-1 Bonds and Tier 2 Bonds.

As per SEBI Circular no. SEBI/HO/IMD/PoD1/CIR/P/2024/106 dated August 05, 2024, valuation of AT-1 Bonds are done on Yield to Call basis w.e.f. August 07, 2024. YTC of AT-1 Bonds are now same as it's YTM and hence it is not disclosed separately under YTC.

## Scheme Risk-O-Meter

Benchmark Name - NIFTY HEALTHCARE TRI  
Benchmark Risk-O-Meter

## Monthly Portfolio Statement as on July 31, 2025

Name of the Instrument	ISIN	Industry	Quantity	Market/Fair Value (Rs. in Lakhs)	% to Net Assets	YTM <sup>-</sup>	YTC <sup>^</sup>
<b>Equity &amp; Equity related</b>							
<b>(a) Listed / awaiting listing on Stock Exchanges</b>							
Indian Oil Corporation Limited	INE242A01010	Petroleum Products	38,563	56.16	5.18%		
Hindalco Industries Limited	INE038A01020	Non - Ferrous Metals	8,135	55.57	5.12%		
Tata Steel Limited	INE081A01020	Ferrous Metals	34,990	55.26	5.10%		
NTPC Limited	INE733E01010	Power	16,528	55.24	5.09%		
Power Grid Corporation of India Limited	INE752E01010	Power	18,817	54.76	5.05%		
State Bank of India	INE062A01020	Banks	6,838	54.47	5.02%		
Oil & Natural Gas Corporation Limited	INE213A01029	Oil	22,597	54.46	5.02%		
Tata Motors Limited	INE155A01022	Automobiles	8,102	53.96	4.98%		
Grasim Industries Limited	INE047A01021	Cement & Cement Products	1,933	53.09	4.90%		
Vedanta Limited	INE205A01025	Diversified Metals	12,376	52.68	4.86%		
Coal India Limited	INE522F01014	Consumable Fuels	13,943	52.47	4.84%		
Bharat Petroleum Corporation Limited	INE029A01011	Petroleum Products	13,418	44.19	4.07%		
Power Finance Corporation Limited	INE134E01011	Finance	7,906	32.41	2.99%		
Hyundai Motor India Ltd	INE0V6F01027	Automobiles	1,466	31.55	2.91%		
Hindustan Petroleum Corporation Limited	INE094A01015	Petroleum Products	7,068	29.58	2.73%		
IndusInd Bank Limited	INE095A01012	Banks	2,900	23.17	2.14%		
Bank of Baroda	INE028A01039	Banks	9,094	21.63	1.99%		
REC Limited	INE020B01018	Finance	5,329	21.06	1.94%		
UPL Limited	INE628A01036	Fertilizers & Agrochemicals	2,643	18.60	1.72%		
NMDC Limited	INE584A01023	Minerals & Mining	25,730	18.21	1.68%		
Redington Limited	INE891D01026	Commercial Services & Supplies	7,203	18.02	1.66%		
Canara Bank	INE476A01022	Banks	16,442	17.63	1.63%		
GAIL (India) Limited	INE129A01019	Gas	9,747	17.32	1.60%		
Steel Authority of India Limited	INE114A01011	Ferrous Metals	13,217	16.42	1.51%		
The Federal Bank Limited	INE171A01029	Banks	6,433	13.02	1.20%		
Punjab National Bank	INE160A01022	Banks	12,225	12.88	1.19%		
Union Bank of India	INE692A01016	Banks	8,457	11.08	1.02%		
The Great Eastern Shipping Company Limited	INE017A01032	Transport Services	1,099	10.33	0.95%		
National Aluminium Company Limited	INE139A01034	Non - Ferrous Metals	5,159	9.55	0.88%		
Tata Chemicals Limited	INE092A01019	Chemicals & Petrochemicals	943	9.27	0.85%		
Oil India Limited	INE274J01014	Oil	2,017	8.87	0.82%		
Petronet LNG Limited	INE347G01014	Gas	2,715	7.82	0.72%		
Indian Bank	INE562A01011	Banks	1,249	7.77	0.72%		
CESC Limited	INE486A01021	Power	4,579	7.76	0.72%		
LIC Housing Finance Limited	INE115A01026	Finance	1,273	7.46	0.69%		
RBL Bank Limited	INE976G01028	Banks	2,446	6.53	0.60%		
Bank of India	INE084A01016	Banks	5,589	6.23	0.57%		
Karur Vysya Bank Limited	INE036D01028	Banks	2,196	5.79	0.53%		
NCC Limited	INE868B01028	Construction	2,566	5.59	0.52%		
Zee Entertainment Enterprises Limited	INE256A01028	Entertainment	4,543	5.37	0.50%		
Sammaan Capital Limited	INE148I01020	Finance	3,986	5.06	0.47%		
Bandhan Bank Limited	INE545U01014	Banks	2,663	4.48	0.41%		
Manappuram Finance Limited	INE522D01027	Finance	1,694	4.29	0.40%		
Chambal Fertilizers & Chemicals Limited	INE085A01013	Fertilizers & Agrochemicals	798	4.11	0.38%		
Piramal Enterprises Limited	INE140A01024	Finance	323	4.04	0.37%		
Jindal Saw Limited	INE324A01032	Industrial Products	1,882	3.96	0.37%		
City Union Bank Limited	INE491A01021	Banks	1,742	3.73	0.34%		
IIIFL Finance Limited	INE530B01024	Finance	720	3.44	0.32%		
Bank of Maharashtra	INE457A01014	Banks	4,928	2.76	0.25%		
Mahanagar Gas Limited	INE002S01010	Gas	169	2.30	0.21%		
<b>Sub Total</b>				<b>1,081.36</b>	<b>99.72%</b>		
<b>(b) Unlisted</b>				<b>NIL</b>	<b>NIL</b>		
<b>Sub Total</b>				<b>NIL</b>	<b>NIL</b>		
<b>Total</b>				<b>1,081.36</b>	<b>99.72%</b>		
<b>Reverse Repo / TREPS</b>							
Clearing Corporation of India Ltd				1.25	0.12%	5.43%	
<b>Sub Total</b>				<b>1.25</b>	<b>0.12%</b>		
<b>Total</b>				<b>1.25</b>	<b>0.12%</b>		
<b>Net Receivables / (Payables)</b>				<b>1.75</b>	<b>0.16%</b>		
<b>GRAND TOTAL</b>				<b>1,084.36</b>	<b>100.00%</b>		

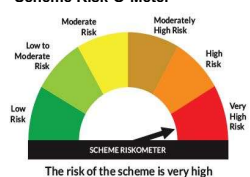
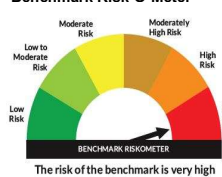
~ YTM as on July 31, 2025

^ YTC represents Yield to Call provided by valuation agencies as on July 31, 2025. It is disclosed for Perpetual Bond issued by Banks (i.e. AT-1 Bond / Tier 1 Bond / Tier 2 Bond), as per AMFI Best Practices Guidelines Circular no. 135/BP/91/2020-21 read with SEBI circular No. SEBI/HO/IMD/DF4/CIR/P/2021/034 on Valuation of AT-1 Bonds and Tier 2 Bonds.

As per SEBI Circular no. SEBI/HO/IMD/PoD1/CIR/P/2024/106 dated August 05, 2024, valuation of AT-1 Bonds are done on Yield to Call basis w.e.f. August 07, 2024. YTC of AT-1 Bonds are now same as it's YTM and hence it is not disclosed separately under YTC.

Aggregate Investments by other schemes (At NAV) as on July 31, 2025 RS 810.99 Lakh's

## Scheme Risk-O-Meter

Benchmark Name - NIFTY500 VALUE 50 TRI  
Benchmark Risk-O-Meter

## Monthly Portfolio Statement as on July 31, 2025

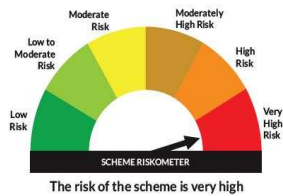
Name of the Instrument	ISIN	Industry	Quantity	Market/Fair Value (Rs. in Lakhs)	% to Net Assets	YTM~	YTC^
<b>Equity &amp; Equity related</b>							
<b>(a) Listed / awaiting listing on Stock Exchanges</b>							
Infosys Limited	INE009A01021	IT - Software	3,33,606	5,034.11	29.88%		
Tata Consultancy Services Limited	INE467B01029	IT - Software	1,17,466	3,567.21	21.18%		
HCL Technologies Limited	INE860A01027	IT - Software	1,21,371	1,781.60	10.58%		
Tech Mahindra Limited	INE669C01036	IT - Software	1,07,664	1,575.88	9.35%		
Wipro Limited	INE075A01022	IT - Software	4,84,148	1,202.14	7.14%		
Coforge Limited	INE591G01025	IT - Software	56,442	986.72	5.86%		
Persistent Systems Limited	INE262H01021	IT - Software	18,196	939.00	5.57%		
LTIMindtree Limited	INE214T01019	IT - Software	15,736	803.48	4.77%		
Mphasis Limited	INE356A01018	IT - Software	19,292	538.29	3.20%		
Oracle Financial Services Software Limited	INE881D01027	IT - Software	4,010	339.85	2.02%		
<b>Sub Total</b>				<b>16,768.28</b>	<b>99.54%</b>		
<b>(b) Unlisted</b>				<b>NIL</b>	<b>NIL</b>		
<b>Sub Total</b>				<b>NIL</b>	<b>NIL</b>		
<b>Total</b>				<b>16,768.28</b>	<b>99.54%</b>		
<b>Reverse Repo / TREPS</b>							
Clearing Corporation of India Ltd				12.93	0.08%	5.43%	
<b>Sub Total</b>				<b>12.93</b>	<b>0.08%</b>		
<b>Total</b>				<b>12.93</b>	<b>0.08%</b>		
<b>Net Receivables / (Payables)</b>				<b>64.74</b>	<b>0.38%</b>		
<b>GRAND TOTAL</b>				<b>16,845.95</b>	<b>100.00%</b>		

~ YTM as on July 31, 2025

^ YTC represents Yield to Call provided by valuation agencies as on July 31, 2025. It is disclosed for Perpetual Bond issued by Banks (i.e. AT-1 Bond / Tier 1 Bond / Tier 2 Bond), as per AMFI Best Practices Guidelines Circular no. 135/BP/91/2020-21 read with SEBI circular No. SEBI/HO/IMD/DF4/CIR/P/2021/034 on Valuation of AT-1 Bonds and Tier 2 Bonds.

As per SEBI Circular no. SEBI/HO/IMD/PoD1/CIR/P/2024/106 dated August 05, 2024, valuation of AT-1 Bonds are done on Yield to Call basis w.e.f. August 07, 2024. YTC of AT-1 Bonds are now same as it's YTM and hence it is not disclosed separately under YTC.

## Scheme Risk-O-Meter

Benchmark Name - NIFTY IT TRI  
Benchmark Risk-O-Meter