

Ironwood

Education Limited

August 8, 2025

To,
The Corporate Relationship Manager
Department of Corporate Services
BSE Ltd.
P. J. Towers, Dalal Street,
Mumbai - 400001

Ref : Scrip Code – 508918

Dear Sir,


Sub: Newspaper Publication–Unaudited Financial Result for the quarter ended 30.06.2025

Pursuant to Regulation 47 of the Securities and Exchange Board of India (Listing Obligations & Disclosure Requirements) Regulations, 2015, please find enclosed herewith copies of the Newspaper Publications for the Unaudited Financial Results of the Company for the quarter ended June 30, 2025 which were considered, approved and took on record by the Board at their meeting held on August 6, 2025 and published in the Newspapers viz. Free Press Journal and Navshakti on August 8, 2025.

Kindly take the same on record.

Thanking you

Yours faithfully,
For Ironwood Education Limited


Dharmesh Parekh
Company Secretary



Encl: as above

TERRAFORM REALSTATE LIMITED					
Regd. Office: Godrej Coliseum, A- Wing 1301, 13th Floor, Behind Everard Nagar, Off Eastern Express Highway, Sion (East), Mumbai 400 022. T: + 91 (22) 62704900. CIN: L27200MH1985PLC035841					
Web: www.terraformrealstate.com; E-mail: secretarial@terraformrealty.com					
Extract of Unaudited Financial Result for the Quarter Ended 30th June, 2025					
(Rs. in Lakhs except EPS)					
Sr. No.	Particulars	Quarter Ended			Year Ended
		30-06-2025	31-03-2025	30-06-2024	31-03-2025
		Unaudited	Audited	Unaudited	Audited
1	Total income from operations	0.01	0.00	0.00	0.01
2	Net Profit / (Loss) for the period (before tax, Exceptional and / or Extraordinary items)	(1.28)	(2.55)	(1.23)	(7.67)
3	Net Profit / (Loss) for the period before tax (after Exceptional and/or Extraordinary items)	(1.28)	(2.55)	(1.23)	(7.67)
4	Net Profit / (Loss) for the period after tax (after Exceptional and/or Extraordinary items)	(2.01)	(3.34)	(0.91)	(7.13)
5	Total Comprehensive Income for the period (Comprising Profit / (Loss) for the period (after tax) and Other Comprehensive Income (after tax))	(2.01)	(3.34)	(0.91)	(7.13)
6	Equity Share Capital	50.00	50.00	50.00	50.00
7	Other Equity excluding Revaluation Reserve (as shown in the Balance Sheet of previous year)	0.00	0.00	0.00	(9.18)
8	Earnings Per Share (of Rs. 10/- each) (for continuing and discontinuing operations) (not annualised)				
	Basic / Diluted EPS	(0.40)	(0.67)	(0.18)	(1.43)

Notes :

1. The above results for the quarter ended 30th June 2025 are reviewed, recommended and approved by the Board of Directors of the Company in their respective meeting held on 7th August 2025 and are subjected to a "Limited Review Report" by the Statutory Auditor.


2. The results of the Company are available on the Company's website www.terraformrealstate.com and also available on BSE Ltd. respectively.

3. The above statements have been prepared in accordance with the Companies (Indian Accounting Standards) Rules, 2015 (Ind AS) prescribed under Section 133 of the Companies Act, 2013 and other recognised accounting practices and policies to the extent applicable.

4. The figures of previous periods are regrouped / rearranged wherever considered necessary to correspond with the current period presentation.

5. The figures in ` Lakhs are rounded off to two decimals.

For and on behalf of the Board of Directors of
Terraform Realstate Limited
Bhavisha Dedhia
(Managing Director: DIN - 09471104)



Place : Mumbai
Date : 7th August, 2025


MODERN SHARES AND STOCKBROKERS LIMITED				
CIN: L45200MH1939PLC002958				
Regd. Office : Staircase No. 13, North Stand, Wankhede Stadium, Churchgate, Mumbai 400 020				
Tel: 022 68252400; Fax: 022 68252441; email: modernshare@hotmail.com; Web: www.modernshares.com				
Extract of Standalone Unaudited Financial Results For the Quarter Ended June 30, 2025. (Rs. In Lacs)				
Particulars	Quarter Ended June 30 2025 (Unaudited)	Quarter Ended Mar. 31 2025 (Audited)	Quarter Ended June 30, 2024 (Unaudited)	Year Ended Mar. 31, 2025 (Audited)
Total Income from Operations (Net)	99.05	78.47	89.27	370.53
Net Profit / (loss) for the period (before Tax & Exceptional items)	19.35	1.69	10.57	40.23
Total Comprehensive Income for the period	(2.03)	(12.61)	1.65	(7.68)
Paid-up Equity Share Capital (Face Value Rs.10)	293.11	293.11	293.11	293.11
Other Equity (excluding Revaluation Reserves) as shown in the Balance Sheet of previous year	-	-	-	964.27
Earnings per Share (of Rs. 10/- each) on net profit after tax				
a) Basic (Not annualised) (Rs.)	0.46	(0.49)	0.32	0.56
a) Diluted (Not annualised) (Rs.)	0.46	(0.49)	0.32	0.56
NOTES: The above audited results have been reviewed by the Audit Committee and approved by the Board of Directors of the Company, at their meeting held on 07th August, 2025. The Statutory auditors have issued an unmodified audit opinion on these results. The above is an extract of the detailed format of Quarterly Financial Results filed with the Stock Exchange under Regulation 33 of the SEBI (Listing and Other Disclosure Requirements) Regulations 2015. The full format of the Quarterly Financial Results are available on the Company's website at www.modernshares.com and at the Stock Exchange's website www.bseindia.com.				
For and on Behalf of the Board of Directors of Modern Shares And Stockbrokers Limited				
Sd/- G. Shewakramani Director DIN: 00413343				
Anil S. Manghani Whole Time Director DIN: 00012806				
Place : Mumbai				
Date : August 07, 2025				

BLISS GVS PHARMA LIMITED	
Corporate Identity Number (CIN): L24230MH1984PLC034771	
Registered Office: 102, Hyde Park, Saki Vihar Road, Andheri (East), Mumbai - 400 072.	
Tel: 022-42160000 Fax: 022-28563930 Website: www.blissgvs.com E-mail: info@blissgvs.com / cs@blissgvs.com	
(A) SPECIAL WINDOW FOR RE-LODGE MENT OF TRANSFER REQUESTS OF PHYSICAL SHARES	
(B) SPECIAL DRIVE FOR UPDATION OF KYC & OTHER RELATED UPDATIONS TO PREVENT TRANSFER OF UNPAID/UNCLAIMED DIVIDENDS TO IEPF	
A. Shareholders may note that in terms of the SEBI Circular dated 2 nd July, 2025, a Special Window is open from 7 th July, 2025 to 6 th January, 2026, for re-lodgment of Transfer Deeds before 1 st April, 2019 but rejected, returned, unaltered or unattended due to deficiencies. Eligible shareholders who missed the previous deadline (31 st March, 2021) should submit original, corrected transfer documents to MUFG Intime India Private Limited (the Company's RTA) within this window. Note: Shares re-lodged during this period will be transferred only in demat mode. Please ensure you have an active demat account. Please provide your Client Master List (CML) along with transfer documents.	
B. Shareholders are also informed that the Investor Education and Protection Fund Authority (IEPFA), vide its letter dated 16 th July, 2025, has requested companies to begin a 100-days campaign titled "Saksham Niveshak" from 28 th July 2025, to 6 th November, 2025, targeting shareholders with unclaimed dividends."In response, the Company is conducting a special campaign to assist shareholders in claiming their unclaimed dividends from the Unpaid Dividend Account for the financial year 2017-18 onwards, after updating their KYC details." For any issues related to unpaid or unclaimed dividends, or to update your KYC, you can contact the Company or its RTA anytime during the business hours (Monday to Friday, 9:00 am to 5:00 pm) by calling on 1800 1020 878 or through email at cs@blissgvs.com / info@blissgvs.com. You may also visit the Registered Office of the Company or of the RTA, MUFG Intime India Private Limited at C-101, 247 Park, LBS Marg, Vikhroli West, Mumbai, Maharashtra, 400083. You can also call RTA on 1800-1020-878 or email at rnt.helpdesk@in.mpmis.mufg.com The company has sent reminder letters to the relevant shareholders urging them to update their KYC and bank details to receive dividends electronically. Note: As per SEBI guidelines, from 1 st April 2024, dividends for shareholders with physical shares are only paid electronically. Eligible shareholders must provide their KYC details - PAN contact information (postal address with PIN and mobile number), bank account details, and specimen signature etc.- to the Company or its RTA to receive dividend payment. Once updated, all the unclaimed dividends previously declared by the Company shall be paid to the shareholders.	
For Bliss GVS Pharma Limited Sd/- Gagan Sharma Managing Director DIN: 07939421	
Place: Mumbai	
Date : August 07, 2025	

RAVINDRA ENERGY LIMITED									
Regd. Office: BC 105, Havelock Road, Camp, Belgaum-590001, Karnataka, India									
Tel. No: +91-831-2406600, Fax No: +91-831-2443224 CIN: L40104KA1980PLC075720 Website: www.ravindraenergy.com									
STATEMENT OF UNAUDITED STANDALONE & CONSOLIDATED FINANCIAL RESULTS FOR THE QUARTER ENDED 30 TH JUNE 2025									
(₹ in Million, except per share data)									
S. No.	Particulars	Standalone				Consolidated			
		Quarter ended		Year ended		Quarter ended		Year ended	
		June 30, 2025	March 31, 2025	June 30, 2024	March 31, 2025	June 30, 2025	March 31, 2025	June 30, 2024	March 31, 2025
		(Unaudited)	(Audited)	(Unaudited)	(Audited)	(Unaudited)	(Audited)	(Unaudited)	(Audited)
1	Revenue from Operations	1,435.47	1,415.30	35.06	1,881.25	1,626.42	1,589.89	227.10	2,504.22
2	Net Profit before tax (before Exceptional Items)	292.09	249.11	(9.18)	310.62	242.86	282.97	3.03	327.82
3	Net Profit before tax (after Exceptional Items)	243.97	92.95	80.50	246.00	244.74	137.65	77.95	274.04
4	Net Profit after tax (after Exceptional Items)	244.34	104.49	60.69	246.15	236.47	136.49	56.97	232.93
5	Total Comprehensive Income for the period(Composing Profit/(Loss) for the period(after tax) and Other Comprehensive Income(after tax)	244.34	104.17	60.69	245.84	227.85	128.64	55.86	217.79
6	Equity Share Capital (Face Value of ₹ 10/- each)	1,788.04	1,788.04	1,544.80	1,788.04	1,788.04	1,788.04	1,554.80	1,788.04
7	Other Equity	-	-	-	1,715.38	-	-	-	1,601.97
8	Earnings Per Share (Face Value of ₹ 10/-each) (not annualised) (In ₹)								
	(i) Basic	1.43	0.63	0.40	1.49	1.33	0.74	0.37	1.32
	(ii) Diluted	1.43	0.63	0.40	1.49	1.33	0.74	0.37	1.32
Note: The above is an extract of the detailed format of financial results filed with the stock exchanges under Regulation 33 of the SEBI (Listing Obligations and Disclosure Requirements) Regulations, 2015. The full format of the unaudited financial results are available on the stock exchanges websites www.bseindia.com; www.nseindia.com and on company's website www.ravindraenergy.com									
For Ravindra Energy Limited Sd/- Executive Chairperson									
Place : Mumbai									
Date : August 06, 2025									

IRONWOOD EDUCATION LIMITED				
CIN NO: L65910MH1983PLC030838				
Regd. Office : 70-C, KHL House, Nehru Road, Vile Parle (East), Mumbai - 400 099				
Website: www.ironwoodworld.com; Email ID: cs@ironwoodworld.com Contact No. 022-26631834				
UNAUDITED CONSOLIDATED FINANCIAL RESULTS FOR THE QUARTER ENDED 30TH JUNE, 2025				
(₹ In lakhs, (except share and per share data, unless otherwise stated)				
Sr. No.	Particulars	Quarter Ended 30.06.2025	Quarter Ended 31.03.2025	Quarter Ended 30.06.2024
		Unaudited	Audited	Unaudited
1	Revenue from operations	23.97	95.25	67.42
2	Profit/(loss) before exceptional item and tax	(116.08)	(50.98)	(60.42)
3	Profit/(Loss) before tax	(116.08)	(877.68)	(60.42)
4	Net Profit / (Loss) for the period after tax	(117.26)	(878.86)	(60.39)
5	Total Comprehensive Income / (Loss) for the period	(119.93)	(876.76)	(61.37)
6	Paid-up Equity Capital (Face Value of Rs.10/- per share)	1,506.90	1,506.90	790.77
7	Reserve Excluding Revaluation Reserve	-	-	-
8	Earning Per Share (of Rs.10/- each) (not annualized)	(0.78)	(10.25)	(0.76)
	(1) Basic	(0.78)	(10.25)	(0.76)
	(2) Diluted	(0.78)	(10.25)	(0.76)
Notes:				
1. The above financial results were reviewed by the Audit Committee and have been approved by the Board of Directors at its meeting held on 6th August, 2025. The statutory auditors have carried out the limited review of the results.				
2. These financial results have been prepared in accordance with the Companies (Indian Accounting Standard) Rules 2015, (Ind AS) prescribed under Section 133 of the Companies Act, 2013. The date of transition to Ind AS is 1st April, 2016. These results have been prepared in accordance with Regulation 33 of the SEBI (Listing Obligations and Disclosure Requirements) Regulations, 2015 read with SEBI circular dated 5th July, 2016.				
3. Brief of Standalone Financial Results for the quarter ended 30th June, 2025				
Particulars	Quarter Ended 30.06.2025	Quarter Ended 31.03.2025	Quarter Ended 30.06.2024	Year Ended 31.03.2025
	Unaudited	Audited	Unaudited	Audited
Revenue from Operations	23.97	58.51	29.73	187.43
Profit/(Loss) before tax	(44.80)	(827.13)	(29.05)	(1,027.80)
Profit/(Loss) after tax	(45.31)	(828.38)	(29.02)	(1,028.96)
Total Comprehensive Income/(Loss)	(45.55)	(827.24)	(29.26)	(1,028.54)
4. The above is an extract of the detailed format of the standalone and consolidated Financial Result for the quarter ended 30th June, 2025 filed with the Stock Exchange under the Regulation 33 of the SEBI (Listing Obligations and Disclosure Requirements) Regulations, 2015. The full format of the standalone and consolidated Financial Result for the quarter ended 30th June, 2025 are available on the website of the company www.ironwoodworld.com and on the stock exchange website www.bseindia.com.				
For and on behalf of the Board Sd/- Nitish Nagori Managing Director DIN : 09775743				
Place : Mumbai				
Date: 6th August, 2025				

BAYER CROPSCIENCE LIMITED				
(Registered Office: Bayer House, Central Avenue, Hiranandani Estate, Thane 400607. CIN: L24210MH1958PLC011173)				
EXTRACT OF FINANCIAL RESULTS FOR THE QUARTER ENDED JUNE 30, 2025				
₹ in Millions				
PARTICULARS	Quarter Ended			Year Ended
	30.06.2025	31.03.2025	30.06.2024	31.03.2025
	UNAUDITED	UNAUDITED	UNAUDITED	AUDITED
Total Income from Operations	19,146	10,464	16,314	54,734
Net Profit from ordinary activities before tax	3,352	1,679	3,158	7,074
Net Profit from ordinary activities after tax	2,787	1,433	2,542	5,680
Total Comprehensive Income for the period /year	2,783	1,391	2,540	5,628
Equity Share Capital	449	449	449	449
Reserves (excluding Revaluation Reserve as per Balance Sheet)				28,055
Earnings Per Share (of ₹10/- each) basic and diluted (*not annualised) (in ₹)	62.01*	31.88*	56.56*	126.38
Note: The above is an extract of the detailed format of Financial Results for the quarter ended June 30, 2025 filed with the Stock Exchange under Regulation 33 of the SEBI (Listing Obligations and Disclosure Requirements) Regulations, 2015. The full format of the Financial Results is available on the Stock Exchange website - www.bseindia.com and on the Company's website www.bayer.in under investor relation section. The same can be accessed by scanning the QR code.				
By Order of the Board Vinit Jindal Executive Director and Chief Financial Officer DIN: 10849465				
Place: Mumbai				
Date: August 6, 2025				



ORIENT CERATECH LIMITED

CIN No.: L24299MH1971PLC366531
Regd. Office: Lawrence & Mayo House, 3rd Floor, 276, D. N. Road, Fort, Mumbai - 400 001, Maharashtra.
Tel. No.: + 91 - 22 66221700 Fax :+ 91 - 22 22074452
Investors Relations E-mail ID: investor@oalmail.co.in Website: www.orientceratech.com

Statement of Standalone / Consolidated Unaudited Financial Results for the Quarter ended June 30, 2025


(₹ in Lacs)

SR. NO.	PARTICULARS	STANDALONE			CONSOLIDATED		
		Quarter Ended	Quarter Ended	Year Ended	Quarter Ended	Quarter Ended	Year Ended
		30-06-2025	30-06-2024	31-03-2025	30-06-2025	30-06-2024	31-03-2025
		(Unaudited)	(Unaudited)	(Audited)	(Unaudited)	(Unaudited)	(Audited)
1.	Total Income from Operations	10,236.82	10,114.32	33,937.05	9,970.04	9,881.37	33,095.43
2.	Net Profit for the period / year before Tax & Exceptional items	418.34	354.87	1,290.50	548.24	389.18	1,320.91
3.	Net Profit for the period / year before Tax	418.34	354.87	1,290.50	548.24	389.18	1,320.91
4.	Net Profit for the period / year after Tax	312.59	260.42	961.49	430.24	290.83	992.59
5.	Total Comprehensive Income for the period / year [Comprising profit for the period / year (after tax) and Other Comprehensive Income (after tax)]	321.68	254.09	997.87	439.16	283.33	1,028.33
6.	Equity Share Capital (Including Shares Forfeited ₹ 0.13 Lacs)	1,196.52	1,196.52	1,196.52	1,196.52	1,196.52	1,196.52
7.	Other Equity	-	-	26,738.66	-	-	27,100.43
8.	Earnings / Loss Per Share (EPS) (of ₹ 1/- each)						
	Basic	0.26	0.22	0.80	0.36	0.24	0.83
	Diluted	0.26	0.22	0.80	0.36	0.24	0.83

NOTES:

The above is an extract of the detailed format of Unaudited Standalone and Consolidated Financial Results for the quarter ended 30th June, 2025 filed with the Stock Exchanges under Regulation 33 of the SEBI (Listing Obligations & Disclosure Requirements) Regulations, 2015. The full format of the aforesaid Unaudited Financial Results is available on the Stock Exchange websites www.bseindia.com, www.nseindia.com and on Company's Website www.orientceratech.com.

- The above results have been reviewed by the Audit Committee & approved by the Board of Directors of Orient Ceratech Limited ("the Company") at their respective meetings held on 7th August, 2025, in accordance with the requirements of Regulation 33 of the SEBI (Listing Obligations & Disclosure Requirements) Regulations, 2015, as amended. The Statutory Auditor have issued an unmodified review opinion on these results.
- These financial results of the Company have been prepared in accordance with the Companies (Indian Accounting Standard) Rules, 2015 (Ind AS) (as amended) prescribed under Section 133 of the Companies Act, 2013 read with relevant rules issued thereunder and Regulation 33 of the SEBI (Listing Obligations and Disclosure Requirements) Regulations, 2015, as amended.
- The complaints from investors / shareholders for the quarter ended on June 30, 2025: Received - Nil, Disposed - Nil, Closing Balance - Nil.



For Orient Ceratech Limited

Sd/


Manan Shah

Managing Director

(DIN : 06378095)

Place : Mumbai

Date : August 7, 2025



युरोटेक्स इंडस्ट्रीज अॅण्ड एक्सपोर्टस् लिमिटेड

नों. कार्यालय : १११०, रहेजा चेंबर्स, ११ वा मजला, २१३, नरिमन पॉइंट, मुंबई-४०० ०२१.
दूरध्वनी : ०२२-६६३०१४०० •फॅक्स : ०२२-२२०४४१३९ •वेबसाईट : www.eurotexgroup.in
ई-मेल : eurotex@eurotexgroup.com •सीआयएन : एल७०२००एमएच१९८७पीएलसी०४२५९८

३० जून, २०२५ रोजी संपलेल्या तिमाहीकरिता अलेखापरीक्षित वित्तीय निष्कर्ष (रु. लाखोंमध्ये)


अ. क्र.	तपशील	संपलेली तिमाही ३०.०६.२०२५	संपलेली तिमाही ३१.०३.२०२५	संपलेली तिमाही ३०.०६.२०२४	संपलेले वर्ष ३१.०३.२०२५
१	एकूण उत्पन्न	६९.३१	३६०.४४	१०६.४७	७१८.६१
२	सर्वसाधारण कामकाजातून करपरचात निव्वळ नफा/(तोटा)	(८७.०४)	१६६.५४	(१११.३७)	(१७४.२३)
३	कालावधीकरिता करपरचात निव्वळ नफा/(तोटा) (अनन्यसाधारण बाबीनंतर)	(८७.०४)	१६६.५४	(१११.३७)	(१७४.२३)
४	कालावधीसाठी करीतर एकूण सर्वसमावेशक उत्पन्न (अनन्य साधारण बाबीपरचात)	(४४.८६)	५९.९५	(१५.३७)	(२३०.२७)
५	समभाग भांडवल	८७४.०२	८७४.०२	८७४.०२	८७४.०२
६	राखीव (मागील वर्षाच्या ताळेबंदात दाखवल्याप्रमाणे पुनर्मूल्यांकीत राखीव वगळून)				(३,८२०.७६)
७	प्रति समभाग प्राप्ती (अनन्यसाधारण बाबीपूर्वी) (प्रत्येकी रु. १०/- चे) मूलभूत आणि सौम्यिकृत (रु.)	(०.९९)	१.९०	(१.२७)	(१.९९)
८	प्रति समभाग प्राप्ती (अनन्यसाधारण बाबीनंतर) (प्रत्येकी रु. १०/- चे मूलभूत आणि सौम्यिकृत (रु.))	(०.९९)	१.९०	(१.२७)	(१.९९)

टिपा:

१. सेबी (लिस्टिंग ऑब्लिगेशन्स अॅण्ड अदर डिस्क्लोजर रिक्वायमेंट्स रेग्युलेशन्स) २०१५च्या रेग्युलेशन ३३ अंतर्गत स्टॉक एक्सचेंजकडे दाखल केलेल्या तिमाही अलेखापरीक्षित वित्तीय निष्कर्षांच्या तपशीलवार विवरणाचा वरील एक उतारा आहे. तिमाही अलेखापरीक्षित वित्तीय निष्कर्षांचे संपूर्ण विवरण स्टॉक एक्सचेंजची वेबसाईट (www.bseindia.com) आणि www.nseindia.com) आणि कंपनीच्या वेबसाईटवर उपलब्ध आहे.

२. हे विवरण कंपनी अधिनियम, २०१३ च्या कलम १३३ अंतर्गत विहित कंपनीज (इंडियन अकाऊंटिंग स्टॅंडर्ड) रूल्स, २०१५ (इंड एस) सहवाचता कंपनीज (इंडियन अकाऊंटिंग स्टॅंडर्ड) रूल्स, २०१६ ला अनुसरून बनवले आहे.


३. विद्यमान कालावधीच्या सादरीकरणाशी त्यास तूलनायोग्य करण्याकरिता आवश्यक भासेल तेथे मागील कालावधीची आकडेवारी पुनर्गठीत/पुनर्रचित केली आहे.



युरोटेक्स इंडस्ट्रीज अॅण्ड एक्सपोर्टस् लिमिटेड करिता के. के. पंतोडिया अध्यक्ष आणि व्यवस्थापकीय संचालक (डीआयएन: ०००१७३३५)

ठिकाण: मुंबई
दिनांक : ७ ऑगस्ट, २०२५

मुंबई, शुक्रवार, दि. ८ ऑगस्ट २०२५



आयर्नवूड एज्युकेशन लिमिटेड

सीआयएन क्र. : एल६५११०एमएच१९८३पीएलसी०३०८३८
नों. कार्यालय : ७०-सी, केचआयएल हाऊस, नेहरू रोड, विलेपार्ले (पूर्व), मुंबई-४०० ०९९
वेबसाईट : www.ironwoodworld.com ईमेल आयडी: cs@ironwoodworld.com संपर्क क्र.: ०२२ - २६६३१८३४

३० सप्टेंबर, २०२५ रोजी संपलेल्या तिमाहीसाठी अलेखापरीक्षित एकत्रित वित्तीय निष्कर्ष रु. लाखता (समभाग आणि प्रति समभाग वगळून, जर अन्यथा नमूद)

अ. क्र.	तपशील	संपलेली तिमाही ३०.०६.२०२५	संपलेली तिमाही ३१.०५.२०२५	संपलेली तिमाही ३०.०६.२०२४	संपलेले वर्ष ३१.०३.२०२५
१	प्रवर्तनातून महसूल	२३.१७	९५.२५	६७.४२	३२६.४८
२	अपवादात्मक बाबी आणि करपूर्व नफा/(तोटा)	(११६.०८)	(५०.६८)	(६०.४२)	(६३.३४)
३	करपूर्व नफा/(तोटा)	(११६.०८)	(८७.४८)	(६०.४२)	(१,०१५.०६)
४	कालावधीकरिता निव्वळ नफा/(तोटा)	(११७.२६)	(८७.६८)	(६०.४२)	(१,०१५.०६)
५	कालावधीकरिता एकूण सर्वसमावेशक उत्पन्न/(तोटा)	(११९.९३)	(८७.७६)	(६१.३७)	(१,००७.४८)
६	भाषा झालेले समभाग भांडवल (रु. १०/- प्रति समभागाचे दर्शनी मूल्य)	१,५०६.९०	१,५०६.९०	७९०.७७	१,५०६.९०
७	पुनर्मूल्यांकित राखीव वाळूट राखीव	-	-	-	६४६.३८
८	प्रति समभाग प्राप्ती (प्रत्येकी रु. १०/- चे) (आवर्षिक)	(०.७८)	(१०.२५)	(०.७६)	(१.८४)
९	प्रति समभाग प्राप्ती (प्रत्येकी रु. १०/- चे) (आवर्षिक)	(०.७८)	(१०.२५)	(०.७६)	(१.८४)

टिपा :


१. वरील वित्तीय निष्कर्ष लेखापरीक्षण समितीद्वारे पुनर्विलोकित केले होते आणि ६ ऑगस्ट, २०२५ रोजी झालेल्या त्यांचे सभेत संचालक मंडळाद्वारे मंजुरी दिली आहे. वैधानिक लेखापरीक्षकांनी ह्या निष्कर्षांचे मर्यादित पुनर्विलोकित केले आहे.

२. सदर वित्तीय निष्कर्ष कंपनी अधिनियम, २०१३ च्या कलम १३३ अंतर्गत विहित कंपनीज (इंडियन अकाऊंटिंग स्टॅंडर्ड) नियम, २०१५, (इंड एस) ला अनुसरून बनविलेले आहे. इंड एसकडे स्थित्यंतराचा तारीख १ एप्रिल, २०१६ आहे. सदर निष्कर्ष सेबी (लिस्टिंग ऑब्लिगेशन्स अॅण्ड डिस्क्लोजर रिक्वायमेंट्स) विनियम, २०१५ च्या रेग्युलेशन ३३ सहवाचता सेबी परिपत्रक दिनांकित ५ जुलै, २०१६ ला अनुसरून बनविलेले आहे.

३. ३० जून, २०२५ रोजी संपलेल्या तिमाहीसाठीच्या अलिप्त वित्तीय निष्कर्षांच्या संक्षिप्त विवरण

तपशील	संपलेली तिमाही ३०.०६.२०२५	संपलेली तिमाही ३१.०५.२०२५	संपलेली तिमाही ३०.०६.२०२४	संपलेले वर्ष ३१.०३.२०२५
प्रवर्तनातून महसूल	२३.१७	५८.५१	२९.७३	१८७.४३
करपूर्व नफा/(तोटा)	(४५.८०)	(८२.१३)	(२९.०५)	(१,०२७.८०)
करपरचात नफा/(तोटा)	(४५.६५)	(८२.८८)	(२९.०२)	(१,०२८.९६)
एकूण समावेशक उत्पन्न/(तोटा)	(४५.६५)	(८२.८८)	(२९.०२)	(१,०२८.५४)

४. सेबी (लिस्टिंग ऑब्लिगेशन्स अॅण्ड डिस्क्लोजर रिक्वायमेंट्स) विनियम, २०१५ च्या विनियम ३३ अंतर्गत स्टॉक एक्सचेंजकडे सादर केलेल्या ३० जून, २०२५ रोजी संपलेली तिमाही आणि अर्ध वर्षासाठी अलिप्त आणि एकत्रित वित्तीय निष्कर्षांच्या तपशीलवार स्वरूपाचा एक उतारा आहे. ३० जून, २०२५ रोजी संपलेल्या तिमाहीसाठीच्या अलिप्त आणि एकत्रित वित्तीय निष्कर्षांचे संपूर्ण विवरण कंपनीच्या वेबसाईट www.ironwoodworld.com वर आणि स्टॉक एक्सचेंजच्या वेबसाईट www.bseindia.com वर उपलब्ध आहे.



संचालक मंडळासाठी आणि वतीने सही / -
ललिता नागोरी
व्यवस्थापकीय संचालक
डीआयएन: ०९१७५७४३

ठिकाण : मुंबई
दिनांक : ६ ऑगस्ट, २०२५



Savita Oil Technologies Limited

CIN - L24100MH1961PLC012066
Registered Office: 66/67, Nariman Bhavan, Nariman Point, Mumbai - 400 021, India Tel: 91 22 6624 6200 / 6624 6228; E-mail : legal@savita.com; Website : www.savita.com




UNAUDITED STANDALONE AND CONSOLIDATED FINANCIAL RESULTS FOR THE QUARTER ENDED 30TH JUNE, 2025

The Board of Directors of Savita Oil Technologies Limited (“the Company”) at its meeting held on 7th August, 2025, has approved the Unaudited Standalone and Consolidated Financial Results for the quarter ended 30th June, 2025. The aforementioned financial results are available on Company's website at www.savita.com and can also be accessed by scanning the QR Code given below:



For Savita Oil Technologies Limited
G. N. Mehra
Chairman and Managing Director
(DIN:00296615)

Date: 7th August, 2025
Place: Mumbai



EMMESSAR BIOTECH & NUTRITION LTD.

CIN: L24110MH1992PLC06594229
Regd Office: Plot No. T-3/2, MIDC, Talaja, Raigad District, Maharashtra - 410 208
Website : <https://www.ebnl.org/#> Email : investors@ebnl.org Tel : (91-22) 35661373 / 35664530

UNAUDITED FINANCIAL RESULTS (STANDLONE) FOR THE QUARTER ENDED 30TH JUNE 2025

(Rs. In Lakhs)

Sr. No.	Particulars	Quarter Ended 30.06.2025 Unaudited	31.03.2025 Audited	30.06.2024 Unaudited	Year Ended 31.03.2025 Audited
1	PART A				
2	Revenue from Operations	9.28	9.58	7.92	61.09
3	Other Income	53.42	60.78	45.73	200.87
4	Total Income (1 + 2)	62.70	70.36	53.65	261.96
5	PART B				
6	Expenses				
7	(a) Cost of material consumed	1.16	4.30	1.04	6.90
8	(b) Purchase of Stock-trade	0.00	0.00	0.00	12.64
9	(c) Change in Inventories of Finished goods	1.94	(1.06)	1.23	(1.36)
10	(d) Employee Benefit Expenses	24.50	21.41	23.29	92.90
11	(e) Depreciation & Amortisation of Assets	2.49	2.44	2.44	9.76
12	(f) Finance cost	0.06	0.06	0.00	0.06
13	(g) Other Expenditure	9.42	17.32	9.83	45.24
14	Total Expenses (a to g)	39.57	44.47	37.82	166.14
15	Profit / (loss) from Operations before exceptional items & Tax (A-B)	23.13	25.89	15.84	95.82
16	Exceptional items	0.00	0.00	0.00	0.00
17	Profit / (loss) before tax (4 - 5)	23.13	25.89	15.84	95.82
18	Tax Expenses				
19	1. Current Tax	(6.00)	(11.30)	-3.00	(27.30)
20	2. Deferred Tax	(0.01)	0.76	-3.94	(20.17)
21	3. Excess/short provision of earlier years	0.00	(22.21)	0.00	(16.74)
22	Total Tax Expense (1+2+3)	(6.01)	(32.75)	(6.94)	(64.21)
23	Net Profit / (loss) after tax (6 - 7)	17.12	(6.86)	8.90	31.61
24	Less: Other Comprehensive Income	0.00	1.06	0.00	1.06
25	Total comprehensive income for the period and Other Comprehensive Income	17.12	(7.92)	8.90	30.55
26	Paid-up Equity Share Capital (Face Value of the share)	499.61	499.61	499.61	499.61
27	Other Equity	10.00	10.00	10.00	10.00
28	Earning per Shares	-	-	-	271.19
29	a) Basic	0.34	(0.16)	0.18	0.61
30	b) Diluted	0.34	(0.16)	0.18	0.61

Notes:

1 The above results were taken on record by the Board of Directors and the Audit Committee at their meeting held on 7th August 2025 and have been subjected to Limited Review by the Statutory Auditors. The review report of the Statutory Auditors is being filed with the BSE.

2 The financial results have been prepared in accordance with the Indian Accounting Standards (Ind AS-34) as prescribed under Section 133 of Companies Act, 2013 read with Rule 3 of Companies (Indian Accounting Standards) Rule 2015 and the Companies (Indian Accounting Standards) Amendments Rule 2016 as amended thereafter.

3 The Company operates two segments ie. Healthcare and rent on leasehold land during this quarter.

4 No Investor Complaint was received for the quarter ended 30th June 2025

5 Previous years' figures have been regrouped wherever considered necessary.


Segmentwise Revenue, Results and Capital Employed for the Quarter Ended 30th June 2025

(Rs. In Lakhs)

Sr. No.	Particulars	Quarter Ended 30.06.2025 Unaudited	31.03.2025 Audited	30.06.2024 Unaudited	Year Ended 31.03.2025 Audited
1	1. Segment Revenue				
2	a Healthcare	9.28	9.57	7.92	61.09
3	b Rent on Leasehold Land	41.33	40.88	37.16	152.36
4	c Others	12.09	19.91	8.57	48.51
5	Total:	62.70	70.36	53.65	261.96
6	Less: Inter Segment Revenue	-	-	-	-
7	Net Sales / Income from Operations	62.70	70.36	53.65	261.96
8	2 Segment Results (Profit / Loss) tax				
9	a Healthcare	6.18	6.33	5.15	39.12
10	b Rent on Leasehold Land	41.10	40.65	36.93	151.44
11	c Others	12.09	19.91	8.57	48.51
12	Total:	59.37	66.89	50.65	239.07
13	Less: Interest	-	-	-	-
14	Other Unallocable Expenditure (Net off)	36.24	41.00	34.81	143.25
15	Total Profit before Tax & Exceptional items	23.13	25.89	15.84	95.82
16	Capital Employed (Segment Assets - Segment Liabilities)				
17	a Healthcare	11.89	13.83	12.01	13.83
18	b Leasehold Land	(2.82)	(2.59)	(1.89)	(2.59)
19	c Others	804.40	767.03	728.34	767.03
20	Total:	813.46	778.27	738.46	778.27


Notes:

Note: The Fixed Assets are employed for the general enterprise and are not segmental in nature. The above results were taken on record at a meeting of the Board of Directors held on 7th August 2025



Mumbai
07th August 2025

for Emmessar Biotech & Nutrition Ltd
Srinivasa Raghavan Mathurakavi Ayyangar
Chairman & Managing Director.
DIN: 00092066



मेट्रोपोलिस हेल्थकेअर लिमिटेड

सीआयएन : L73100MH2000PLC192798
नोंदणीकृत कार्यालय: ४था मजला, ईस्ट विंग, प्लॉट - २५४ बी,नौरलेन हाऊस, डॉ. एनी बेजेंट रोड, वरळी, मुंबई- ४०० ०३०, महाराष्ट्र, भारत.
● दुरध्वनी: + ०२२ ६२४८ २८९८ ● ई-मेल: investor.relations@metropolisindia.com / secretarial@metropolisindia.com ● वेबसाईट: www.metropolisindia.com

३० जून, २०२५ रोजी संपलेल्या तिमाही करीताचा एकत्रित आणि स्वतंत्र अलेखापरीक्षित आर्थिक निष्कर्षांचा उतारा [सेबी(लिस्टिंग ऑब्लिगेशन्स अॅण्ड डिस्क्लोजर रिक्वायमेंट्स) रेग्युलेशन्स, २०१५ मधील विनियम (४७)]


(रु. लाख मध्ये)

तपशील	एकत्रित	संपलेल्या तिमाही करिता	संपलेले वर्ष		
		जून ३०, २०२५ (अलेखापरीक्षित)	मार्च ३१, २०२५ (लेखापरीक्षित)	जून ३०, २०२४ (अलेखापरीक्षित)	मार्च ३१, २०२५ (लेखापरीक्षित)
परिचलनातून एकूण उत्पन्न		३८,६०६.३२	३४,५२९.१५	३१,३३५.५१	१,३३,१२०.२८
कालावधीसाठी निव्वळ नफा / (तोटा)		६,१२३.०४	३,६०४.४४	५,१०७.७२	१९,०८५.२९
(कर आणि अपवादात्मक बाबी पूर्वीचा)		६,१२३.०४	३,६०४.४४	५,१०७.७२	१९,०८५.२९
कालावधीसाठी निव्वळ नफा / (तोटा)कर पूर्वीचा		६,१२३.०४	३,६०४.४४	५,१०७.७२	१९,०८५.२९
(कर आणि अपवादात्मक बाबी परच्यात)		४,५२४.५३	२,९२३.१३	३,८११.०३	१४,५५१.३९
वर्षासाठीचा एकूण सर्वकाय उत्पन्न / (तोटा)		४,३०६.५५	३,०२७.६२	३,९१६.०८	१४,५२०.१४
समभाग भांडवल		१,०३६.०५	१,०३६.०५	१,०२७.५८	१,०३६.०५
इतर समभाग		-	-	-	१,३२,०६१.१९
प्रति भाग प्राप्ती					
- आधारभूत (रु. प्रति भाग) (वार्षिकीकृत न केलेले)		८.७०	५.६९	७.४९	२८.२९
(प्रत्येकी रु. २/- दर्शनी मूल्य असलेले समभाग)		८.६६	५.६६	७.३७	२८.१५
- सौम्यिकृत (रु. प्रति भाग) (वार्षिकीकृत न केलेले)		८.६६	५.६६	७.३७	२८.१५
(प्रत्येकी रु. २/- दर्शनी मूल्य असलेले समभाग)		८.६६	५.६६	७.३७	२८.१५

टिपा:


१ जून ३०, २०२५ रोजी संपलेल्या तिमाहीसाठी उपरोक्त अलेखापरीक्षित एकत्रित आर्थिक निष्कर्षांचे पुनरावलोकन लेखा समितीने केले आणि ऑगस्ट ०७, २०२५ रोजी आयोजित झालेल्या त्यांच्या बैठकीमध्ये संचालक मंडळाने मंजुरी देण्यात आली आहे.

२ सेबी (लिस्टिंग ऑब्लिगेशन्स अॅण्ड डिस्क्लोजर रिक्वायमेंट्स) रेग्युलेशन्स, २०१५ अनुसार आवश्यक असलेले, जून ३०, २०२५ रोजी संपलेली तिमाहीसाठी उपरोक्त अलेखापरीक्षित स्वतंत्र आर्थिक निष्कर्ष संबंधित तपशील पुढील प्रमाणे आहेत:



स्थान : मुंबई
दिनांक : ऑगस्ट ०७, २०२५

मेट्रोपोलिस हेल्थकेअर लिमिटेड करिता सही / -
अमिता शाह
अध्यक्ष व पूर्णवेळ संचालक
(डीआयएन : ००२०८०९५)



अलीकॉन कास्टअलॉय लिमिटेड

सीआयएन : एल१९९९पीएन१९९०पीएलसी०५९४७७
नों. कार्या आणि वर्क्स - गट क्र. १४२६, शिब्रापुर, ता. शिरूर, जिल्हा - पुणे - ४१२ २०८
वेबसाईट : www.alicongroup.co.in, ईमेल : swapnal.patane@alicongroup.co.in

३० जून, २०२५ रोजी संपलेली तिमाहीकरिता अलिप्त आणि एकत्रित वित्तीय निष्कर्षांचे विवरण

(रु. लाखांत)

अ. क्र.	तपशील	अलिप्त	एकत्रित				
		संपलेली तिमाही	संपलेले वर्ष				
		जून-२५ अलेखापरीक्षित	मार्च-२५ अलेखापरीक्षित	जून-२४ अलेखापरीक्षित	मार्च-२४ अलेखापरीक्षित	जून-२५ अलेखापरीक्षित	मार्च-२५ अलेखापरीक्षित
१	प्रवर्तन विक्रीतून एकूण उत्पन्न/प्रवर्तनातून उत्पन्न	३८,८२३.३७	३८,०७३.८९	१५,८१३.१३	१५,८१३.१३	४१,७९४.५८	४२,४५२.८७
२	कालावधीसाठी निव्वळ नफा/(तोटा) (कर, अपवादात्मक आणि/किंवा अनन्यसाधारण बाबीपूर्वी)	१,४७०.१२	१,२८०.८५	२,००८.७८	५,०९५.१७	१,५१५.६९	१,३०६.८६
३	कालावधीसाठी करपूर्व निव्वळ नफा/(तोटा) (अपवादात्मक आणि/किंवा अनन्यसाधारण बाबीनंतर)	१,२१३.४९	१,२८०.८५	२,००८.७८	५,०९५.१७	१,२५९.०६	१,३०६.८६
४	कालावधीसाठी करीतर निव्वळ नफा/(तोटा) (अपवादात्मक आणि/किंवा अनन्यसाधारण बाबीनंतर)	८९७.२१	१,२१३.४९	१,२८०.८५	५,०९५.१७	१,२५९.०६	१,३०६.८६
५	कालावधीसाठी एकूण सर्व						