

13<sup>th</sup> November, 2025

National Stock Exchange of India Limited  
Exchange Plaza, Bandra Kurla Complex, Mumbai  
Kind Attn: Manager, Listing Department  
Stock Code – SONATSOFTW

BSE Limited  
P.J. Towers, Dalal Street, Mumbai  
Kind Attn: Manager, Listing Department  
Stock Code - 532221

Dear Sirs/Madam,

**SUB: OUTCOME OF BOARD MEETING**

**REF: DISCLOSURE UNDER REGULATION 30 OF SEBI (LISTING OBLIGATIONS AND DISCLOSURE REQUIREMENTS) REGULATIONS, 2015 ("LISTING REGULATIONS")**

We hereby inform that at the meeting of Board of Directors of Sonata Software Limited (the "Company") held today i.e. 13<sup>th</sup> November, 2025, the Board, *inter-alia*, has considered and approved the following:

- a. Unaudited Financial Results of the Company (standalone and consolidated) for the second quarter and half year ended 30<sup>th</sup> September, 2025.

In terms of Regulation 30 of the SEBI (Listing Obligations and Disclosure Requirements) Regulations, 2015, we hereby enclose a copy of the Unaudited Financial Results for the second quarter and half year ended 30<sup>th</sup> September, 2025 together with the Limited Review Report from Statutory Auditors of the Company. A copy of the press release is also enclosed for your reference.

- b. Declared a Second Interim Dividend of Rs. 1.25/- per Equity share (125% on par value of Re. 1/-) for the financial year 2025-26. The Record date for the purpose of payment of the Second Interim Dividend will be 21<sup>st</sup> November, 2025. The Second Interim Dividend will be paid to the registered shareholders on or after 3<sup>rd</sup> December, 2025 through Electronic mode or by dividend warrants, as applicable.

Pursuant to Finance Act, 2020, dividend income will be taxable in the hands of the Shareholders with effect from April 1, 2020. Hence, the Second Interim Dividend, declared by Board, shall be paid after deducting tax at source ('TDS') in accordance with the provisions of the Income Tax Act, 1961.

Communication in this regard is sent to the shareholders, whose email IDs are registered with the Company and uploaded on the website of the Company under Investor Relations section. The required documents to enable the Company to determine the appropriate TDS rates can be uploaded by the shareholders at <https://ris.kfintech.com/formIS/> on or before 17<sup>th</sup> November, 2025.

**Sonata Software Limited - SSL**

Registered Office: 208, T V Industrial Estate, 2<sup>nd</sup> Floor, S K Ahire Marg, Worli, Mumbai – 400 030  
Corporate Office: Tower-A, Sonata Towers, Global Village (Sattva Global City), RVCE Post, Kengeri Hobli,  
Mysore Road, Bengaluru - 560059, India  
CIN: L72200MH1994PLC082110

W: [www.sonata-software.com](http://www.sonata-software.com)  
E: [info@sonata-software.com](mailto:info@sonata-software.com)  
T: +91 80 6778 1000

Also note that the aforesaid information is available on the Company's website [www.sonata-software.com](http://www.sonata-software.com). For any further queries on Tax on Dividend, shareholders are requested to write to [investor@sonata-software.com](mailto:investor@sonata-software.com).

The meeting commenced at 2.55 p.m. and concluded at 3.45 p.m. (IST). Also note that the aforesaid information will be available on our website [www.sonata-software.com](http://www.sonata-software.com).

Kindly take the same on record.

Thanking you.

Yours faithfully,  
For **Sonata Software Limited**



**Mangal Kulkarni**  
**Company Secretary, Compliance Officer and Head Legal**

Encl.: As above

**Sonata Software Limited - SSL**

Registered Office: 208, T V Industrial Estate, 2<sup>nd</sup> Floor, S K Ahire Marg, Worli, Mumbai – 400 030  
Corporate Office: Tower-A, Sonata Towers, Global Village (Sattva Global City), RVCE Post, Kengeri Hobli,  
Mysore Road, Bengaluru - 560059, India  
CIN: L72200MH1994PLC082110

W: [www.sonata-software.com](http://www.sonata-software.com)  
E: [info@sonata-software.com](mailto:info@sonata-software.com)  
T: +91 80 6778 1000



**Limited Review Report on unaudited standalone financial results of Sonata Software Limited for the quarter ended 30 September 2025 and year to date results for the period from 1 April 2025 to 30 September 2025 under Regulation 33 of Securities and Exchange Board of India (Listing Obligations and Disclosure Requirements) Regulations, 2015, as amended**

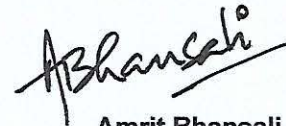
**To the Board of Directors of Sonata Software Limited**

1. We have reviewed the accompanying Statement of unaudited standalone financial results of Sonata Software Limited (hereinafter referred to as "the Company") for the quarter ended 30 September 2025 and year to date results for the period from 1 April 2025 to 30 September 2025 ("the Statement") in which, are included interim financial information from 4 branches and an employee welfare trust.
2. This Statement, which is the responsibility of the Company's management and approved by its Board of Directors, has been prepared in accordance with the recognition and measurement principles laid down in Indian Accounting Standard 34 "Interim Financial Reporting" ("Ind AS 34"), prescribed under Section 133 of the Companies Act, 2013, and other accounting principles generally accepted in India and in compliance with Regulation 33 of the Securities and Exchange Board of India (Listing Obligations and Disclosure Requirements) Regulations, 2015, as amended ("Listing Regulations"). Our responsibility is to issue a report on the Statement based on our review.
3. We conducted our review of the Statement in accordance with the Standard on Review Engagements (SRE) 2410 "Review of Interim Financial Information Performed by the Independent Auditor of the Entity", issued by the Institute of Chartered Accountants of India. A review of interim financial information consists of making inquiries, primarily of persons responsible for financial and accounting matters, and applying analytical and other review procedures. A review is substantially less in scope than an audit conducted in accordance with Standards on Auditing and consequently does not enable us to obtain assurance that we would become aware of all significant matters that might be identified in an audit. Accordingly, we do not express an audit opinion.
4. Based on our review conducted as above, nothing has come to our attention that causes us to believe that the accompanying Statement, prepared in accordance with the recognition and measurement principles laid down in the aforesaid Indian Accounting Standard and other accounting principles generally accepted in India, has not disclosed the information required to be disclosed in terms of Regulation 33 of the Listing Regulations, including the manner in which it is to be disclosed, or that it contains any material misstatement.

**For B S R & Co. LLP**

*Chartered Accountants*

Firm's Registration No.:101248W/W-100022



**Amrit Bhansali**

*Partner*

Mumbai

13 November 2025

Membership No.: 065155

UDIN:25065155BMLBZS4615

Registered Office: 208, T.V. Industrial Estate, S.K. Ahire Marg, Worli, Mumbai - 400 030  
Corporate Office: Sonata Towers, Global Village, RVCE Post, Mysore Road, Bengaluru - 560 059  
CIN - L72200MH1994PLC082110


Part I ₹ in lakhs, except per share data

Sl No.	Particulars	Quarter ended			Six months ended		Year ended
		September 30, 2025	June 30, 2025	September 30, 2024	September 30, 2025	September 30, 2024	March 31, 2025
		(Unaudited)	(Unaudited)	(Unaudited)	(Unaudited)	(Unaudited)	(Audited)
1	Revenue from operations	30,640	27,857	23,526	58,497	48,421	99,131
2	Other income	14,226	1,355	16,418	15,581	16,843	18,392
3	<b>Total income (1 + 2)</b>	<b>44,866</b>	<b>29,212</b>	<b>39,944</b>	<b>74,078</b>	<b>65,264</b>	<b>117,523</b>
4	<b>Expenses</b>						
	(a) Purchase of stock-in-trade (traded goods)	2,162	24	60	2,186	137	213
	(b) Changes in inventories of stock-in-trade	(3)	(3)	-	(6)	-	(2)
	(c) Employee benefits expense	22,251	20,925	18,905	43,176	36,602	77,550
	(d) Finance costs	342	287	110	629	218	469
	(e) Depreciation and amortization expense	794	768	536	1,562	1,058	2,129
	(f) Other expenses	3,277	3,554	3,730	6,831	7,018	13,687
	<b>Total expenses</b>	<b>28,823</b>	<b>25,555</b>	<b>23,341</b>	<b>54,378</b>	<b>45,033</b>	<b>94,046</b>
5	<b>Profit before tax (3 - 4)</b>	<b>16,043</b>	<b>3,657</b>	<b>16,603</b>	<b>19,700</b>	<b>20,231</b>	<b>23,477</b>
6	<b>Tax expense</b>						
	(1) Current tax	1,175	1,448	278	2,623	1,308	2,337
	(2) Deferred tax	191	(60)	(129)	131	(62)	(237)
	<b>Total tax expense</b>	<b>1,366</b>	<b>1,388</b>	<b>149</b>	<b>2,754</b>	<b>1,246</b>	<b>2,100</b>
7	<b>Profit for the period (5 - 6)</b>	<b>14,677</b>	<b>2,269</b>	<b>16,454</b>	<b>16,946</b>	<b>18,985</b>	<b>21,377</b>
8	<b>Other comprehensive income</b>						
	(1) Items that will not be reclassified to profit/(loss)						
	(a) Remeasurement of the defined benefit plans	145	(107)	105	38	593	(44)
	(b) Income tax relating to Items that will not be reclassified to profit/(loss)	(37)	27	(26)	(10)	(149)	11
	(2) Items that will be reclassified to profit or (loss)						
	(a) The effective portion of gains/ (losses) on hedging instruments in a cash flow hedge	(549)	57	(603)	(492)	(369)	(115)
	(b) Income tax relating to Items that will be reclassified to profit/(loss)	138	(14)	152	124	94	29
	<b>Total</b>	<b>(303)</b>	<b>(37)</b>	<b>(372)</b>	<b>(340)</b>	<b>169</b>	<b>(119)</b>
9	<b>Total comprehensive income for the period (7 + 8)</b>	<b>14,374</b>	<b>2,232</b>	<b>16,082</b>	<b>16,606</b>	<b>19,154</b>	<b>21,258</b>
10	<b>Paid-up equity share capital (Face Value ₹ 1/-)</b>	<b>2,774</b>	<b>2,777</b>	<b>2,776</b>	<b>2,774</b>	<b>2,776</b>	<b>2,776</b>
11	<b>Other equity (Refer Note 6)</b>	<b>77,554</b>	<b>77,554</b>	<b>67,893</b>	<b>77,554</b>	<b>67,893</b>	<b>77,554</b>
12	<b>Earnings per equity share (of ₹ 1/- each) (Refer Note 4)</b>						
	(a) Basic (in ₹)	5.29	0.82	5.93	6.10	6.84	7.70
	(b) Diluted (in ₹)	5.29	0.82	5.92	6.10	6.83	7.69

See accompanying notes to the standalone financial results



Standalone Balance Sheet			
Sl No.	Particulars	As at September 30, 2025 (Unaudited)	As at March 31, 2025 (Audited)
	<b>ASSETS</b>		
1	<b>NON-CURRENT ASSETS</b>		
	(a) Property, plant and equipment	1,685	2,006
	(b) Capital work-in-progress	1	-
	(c) Right-of-use assets	10,826	2,252
	(d) Goodwill	282	282
	(e) Intangible asset under development	130	-
	(f) Financial assets		
	(i) Investments	6,225	6,225
	(ii) Other financial assets	1,139	643
	(g) Deferred tax assets (net)	1,321	1,338
	(h) Income tax assets (net)	7,244	7,279
	(i) Other non-current assets	129	74
	<b>Total non-current assets</b>	<b>28,982</b>	<b>20,099</b>
2	<b>CURRENT ASSETS</b>		
	(a) Inventories	8	2
	(b) Financial assets		
	(i) Investments	-	1,608
	(ii) Trade receivables	77,334	66,471
	(iii) Cash and cash equivalents	1,214	2,439
	(iv) Bank balances other than (iii) above	2,497	5,943
	(v) Other financial assets	754	1,647
	(c) Other current assets	5,551	4,240
	<b>Total current assets</b>	<b>87,358</b>	<b>82,350</b>
	<b>TOTAL - ASSETS</b>	<b>116,340</b>	<b>102,449</b>
	<b>EQUITY AND LIABILITIES</b>		
3	<b>EQUITY</b>		
	(a) Equity share capital	2,774	2,776
	(b) Other equity	77,394	77,554
	<b>Total Equity</b>	<b>80,168</b>	<b>80,330</b>
	<b>LIABILITIES</b>		
4	<b>NON-CURRENT LIABILITIES</b>		
	(a) Financial liabilities		
	(i) Lease liabilities	8,206	1,971
	(ii) Other financial liabilities	261	2,589
	<b>Total non-current liabilities</b>	<b>8,467</b>	<b>4,560</b>
5	<b>CURRENT LIABILITIES</b>		
	(a) Financial liabilities		
	(i) Borrowings	2,400	-
	(ii) Lease liabilities	2,158	517
	(iii) Trade payables		
	Total outstanding dues of micro enterprises and small enterprises	118	83
	Total outstanding dues of creditors other than micro enterprises and small enterprises	7,914	6,432
	(iv) Other financial liabilities	10,056	6,104
	(b) Other current liabilities	1,508	1,816
	(c) Provisions	2,041	1,864
	(d) Current tax liabilities (net)	1,510	743
	<b>Total current liabilities</b>	<b>27,705</b>	<b>17,559</b>
	<b>TOTAL - EQUITY AND LIABILITIES</b>	<b>116,340</b>	<b>102,449</b>



# Standalone Cash Flow Statement

(₹ in Lakhs)

Particulars	For the six months ended	
	September 30, 2025	September 30, 2024
	(Unaudited)	(Unaudited)
<b>A. CASH FLOW FROM OPERATING ACTIVITIES</b>		
Profit before tax	19,700	20,231
Adjustments for :		
Depreciation and amortization expense	1,562	1,058
Finance costs	629	218
Impairment loss recognised on trade receivable	83	235
Interest income	(149)	(384)
Dividend income from long-term investments in subsidiaries	(12,500)	(15,800)
Gain on sale of fixed assets / scrapped	(23)	(26)
Net (gain) on investments carried at fair value through profit and loss	(190)	(34)
Gain on termination of lease	(203)	(1)
Commission on guarantees	(374)	-
Expenses/(gain) on employee stock based compensation	113	129
Net unrealized foreign exchange (gain)/loss	(1,216)	(106)
<b>Operating profit before working capital changes</b>	<b>7,432</b>	<b>5,520</b>
Changes in operating assets and liabilities:		
Decrease/(increase) in trade receivables	(9,407)	(11,926)
Decrease/(increase) in Inventories	(6)	-
Decrease/(increase) in other financial assets-current	810	1,007
Decrease/(increase) in other financial assets non-current	(634)	13
Decrease/(increase) in other non-current assets	(59)	33
Decrease/(increase) in other current assets	(1,303)	(2,541)
(Decrease)/increase in other financial liabilities non-current	(2,430)	424
(Decrease)/increase in trade payables	1,581	1,265
(Decrease)/increase in other financial liabilities	3,184	422
(Decrease)/increase in other current liabilities	(271)	1,816
(Decrease)/increase in provisions	177	141
<b>Net cash flow from / (used in) operations</b>	<b>(926)</b>	<b>(3,826)</b>
Income taxes paid (net of refunds)	(1,796)	1,120
<b>Net cash flow used in operating activities (A)</b>	<b>(2,722)</b>	<b>(2,706)</b>
<b>B. CASH FLOW FROM INVESTING ACTIVITIES</b>		
Acquisition of property, plant and equipment including capital work-in-progress and Intangible asset under development	(524)	(240)
Proceeds from disposal of property, plant and equipment	70	119
Purchase of current investments	(41,898)	(26,879)
Proceeds from sale of current investments	43,641	26,912
Proceeds from sale of bonds	-	43
Investment in bank deposits	(33)	(385)
Proceeds from maturity of bank deposits	3,365	-
Interest received	295	70
Commission on guarantees	374	-
Dividend received from subsidiary	12,500	15,800
<b>Net cash flow from investing activities (B)</b>	<b>17,790</b>	<b>15,440</b>
<b>C. CASH FLOW FROM FINANCING ACTIVITIES</b>		
Proceeds/(repayment) from/(of) short-term borrowings (net)	-	(4)
Payment of lease liabilities	(1,785)	(571)
Payment of dividend	(15,676)	(12,203)
Proceeds from issue of shares on exercise of employee stock options	90	217
Payments for shares purchased by Employee Welfare Trust	(1,300)	-
Inter corporate borrowings taken	3,200	-
Inter corporate borrowings repaid	(800)	-
Interest paid	(20)	(3)
<b>Net cash flow used in financing activities (C)</b>	<b>(16,291)</b>	<b>(12,564)</b>
<b>Net increase/(decrease) in Cash and cash equivalents (A+B+C)</b>	<b>(1,223)</b>	<b>170</b>
Opening Cash and cash equivalents	2,439	1,973
Exchange difference on translation of foreign currency Cash and cash equivalents.	(2)	3
<b>Closing Cash and cash equivalents</b>	<b>1,214</b>	<b>2,146</b>
Cash and cash equivalents at the end of the period comprises:		
Balances with banks		
In current accounts	840	1,931
In EEFC accounts	374	215
	<b>1,214</b>	<b>2,146</b>



**Notes:**

- 1 The standalone financial results above is prepared in accordance with the Indian Accounting Standards (Ind AS) as prescribed under Section 133 of the Companies Act, 2013 read with Rule 3 of the Companies (Indian Accounting Standards) Rules, 2015 and relevant amendment rules issued thereafter. These unaudited standalone financial results thereafter have been reviewed by the Audit Committee and approved by the Board of Directors at their respective meetings held on November 13, 2025. The statutory auditors, B S R & Co. LLP have expressed an unmodified review opinion on standalone financial results.  
The above unaudited standalone financial results are filed with Stock Exchanges under Regulation 33 of the SEBI (Listing and Other Disclosure Requirements) Regulations, 2015 as amended from time to time and are available on the Stock Exchange websites, [www.nseindia.com](http://www.nseindia.com) and [www.bseindia.com](http://www.bseindia.com), and on the Company's website, [www.sonata-software.com](http://www.sonata-software.com).
- 2 The Company also publishes unaudited consolidated financial results in addition to unaudited standalone financial results. In accordance with Ind AS 108 Operating Segments, the Company has disclosed the segment information in the unaudited consolidated financial results.
- 3 Based on the financial performance of the Company, the Board at its meeting held today, approved an interim dividend of ₹ 1.25/- (125% on par value of ₹ 1/-) per share.
- 4 Earnings per share (EPS) for quarterly and six months periods are not annualised.
- 5 Other income for the quarter and six months period ended September 30, 2025 includes dividend income received from subsidiaries, Sonata Information Technology Limited ₹ 10,000 Lakhs and Sonata Software Solutions Limited ₹ 2,500 lakhs.
- 6 The other equity with respect to quarter and six months period ended September 30, 2025 and quarter ended June 30, 2025, represents balance as per the audited Balance Sheet of the previous year as required by SEBI (Listing and Other Disclosure Requirements) Regulations, 2015

Place : Mumbai

Date : November 13, 2025



For and on behalf of the Board of Directors

Sanjay K Asher  
Chairman

**Limited Review Report on unaudited consolidated financial results of Sonata Software Limited for the quarter ended 30 September 2025 and year to date results for the period from 1 April 2025 to 30 September 2025 under Regulation 33 of Securities and Exchange Board of India (Listing Obligations and Disclosure Requirements) Regulations, 2015, as amended**

**To the Board of Directors of Sonata Software Limited**

1. We have reviewed the accompanying Statement of unaudited consolidated financial results of Sonata Software Limited (hereinafter referred to as "the Parent"), and its subsidiaries (the Parent and its subsidiaries together referred to as "the Group") for the quarter ended 30 September 2025 and year to date results for the period from 1 April 2025 to 30 September 2025 ("the Statement") in which, are included interim financial information from 12 branches, being submitted by the Parent pursuant to the requirements of Regulation 33 of the Securities and Exchange Board of India (Listing Obligations and Disclosure Requirements) Regulations, 2015, as amended ("Listing Regulations").
2. This Statement, which is the responsibility of the Parent's management and approved by the Parent's Board of Directors, has been prepared in accordance with the recognition and measurement principles laid down in Indian Accounting Standard 34 "Interim Financial Reporting" ("Ind AS 34"), prescribed under Section 133 of the Companies Act, 2013, and other accounting principles generally accepted in India and in compliance with Regulation 33 of the Listing Regulations. Our responsibility is to express a conclusion on the Statement based on our review.
3. We conducted our review of the Statement in accordance with the Standard on Review Engagements (SRE) 2410 "Review of Interim Financial Information Performed by the Independent Auditor of the Entity", issued by the Institute of Chartered Accountants of India. A review of interim financial information consists of making inquiries, primarily of persons responsible for financial and accounting matters, and applying analytical and other review procedures. A review is substantially less in scope than an audit conducted in accordance with Standards on Auditing and consequently does not enable us to obtain assurance that we would become aware of all significant matters that might be identified in an audit. Accordingly, we do not express an audit opinion.

We also performed procedures in accordance with the circular issued by the Securities and Exchange Board of India under Regulation 33(8) of the Listing Regulations, to the extent applicable.

4. The Statement includes the results of the entities as disclosed in Annexure I to the Statement.
5. Based on our review conducted and procedures performed as stated in paragraph 3 above, nothing has come to our attention that causes us to believe that the accompanying Statement, prepared in accordance with the recognition and measurement principles laid down in the aforesaid Indian Accounting Standard and other accounting principles generally accepted in India, has not disclosed the information required to be disclosed in terms of Regulation 33 of the Listing Regulations, including the manner in which it is to be disclosed, or that it contains any material misstatement.





**Limited Review Report (Continued)**

**Sonata Software Limited**


6. The Statement includes the interim financial results of 15 subsidiaries which have not been reviewed, whose interim financial results reflect total assets (before consolidation adjustments) of Rs. 9,053 lakhs as at 30 September 2025 and total revenues (before consolidation adjustments) of Rs. 3,858 lakhs and Rs. 7,046 lakhs, total net profit / (loss) after tax (before consolidation adjustments) of Rs. 97 lakhs and Rs. (194 lakhs) and total comprehensive income / (loss) (before consolidation adjustments) of Rs. 127 lakhs and Rs (138 lakhs), for the quarter ended 30 September 2025 and for the period from 1 April 2025 to 30 September 2025 respectively, and cash outflows (net) (before consolidation adjustments) of Rs. 554 lakhs for the period from 1 April 2025 to 30 September 2025, as considered in the Statement. According to the information and explanations given to us by the Parent's management, these interim financial results are not material to the Group.

Our conclusion is not modified in respect of this matter.

**For B S R & Co. LLP**

*Chartered Accountants*

Firm's Registration No.:101248W/W-100022



**Amrit Bhansali**

*Partner*

Mumbai

13 November 2025

Membership No.: 065155

UDIN:25065155BMLBZR2219

**Limited Review Report (Continued)**  
**Sonata Software Limited**

**Annexure I**

List of entities included in unaudited consolidated financial results.

Sr. No	Name of component	Relationship
1	Sonata Software Limited	Parent
2	Sonata Information Technology Limited	Subsidiary
3	Sonata Software Solutions Limited	Subsidiary
4	Sonata Europe Limited	Subsidiary
5	Sonata Software North America Inc.	Subsidiary
6	Sonata Australia Pty Ltd (formerly known as "Scalable Data Systems Pty Ltd")	Subsidiary
7	Sonata Software (Qatar) LLC	Subsidiary
8	Encore IT Services Solutions Private Limited	Subsidiary
9	Sonata Software GmbH	Subsidiary
10	Sonata Software Intercontinental Limited	Subsidiary
11	Sonata Software Malaysia SDN. BHD.	Susbsidiary
12	Encore Software Services, Inc. (merged with Sonata Software North America Inc. w.e.f. 26 August 2024)	Step-down Subsidiary
13	Sonata Software Canada Limited	Step-down Subsidiary
14	GAPbuster Limited (merged with Sonata Europe Limited w.e.f. 16 July 2024)	Step-down Subsidiary
15	Sonata Software Japan KK (formerly known as Kabushiki Kaisha GAPbuster Japan)	Step-down Subsidiary
16	GAPbuster Europe Limited (merged with Sonata Europe Limited w.e.f. 16 July 2024)	Step-down Subsidiary
17	GAPbuster Inc.	Step-down Subsidiary
18	GAPbuster Worldwide Pty Ltd	Step-down Subsidiary



## Limited Review Report (Continued)

## Sonata Software Limited

Sr. No	Name of component	Relationship
19	Sonata Software Worldwide Malaysia SDN. BHD. (formerly known as GAPbuster Worldwide Malaysia SDN. BHD.)	Step-down Subsidiary
20	Sonata Software (Shanghai) Co., Ltd (formerly known as GAPbuster China Co. Limited)	Step-down Subsidiary
21	Sonata Latin America S. DE R.L. DE C.V.	Step-down Subsidiary
22	Sonata Software Solutions North America Inc. (formerly known as Quant Systems Inc.)	Step-down Subsidiary
23	Sonata Software Technology Private Limited (formerly known as Quant Cloud Solutions Private Limited)	Step-down Subsidiary
24	Woodshed LLC	Step-down Subsidiary
25	Quant Systems CRC Inc Sociedad de Responsabilidad Limitada (CRC LLC)	Step-down Subsidiary
26	Sonata Software LLC (formerly known as Sopris Systems LLC) (merged with SSNA with effect from May 06, 2024)	Step-down Subsidiary
27	Sonata Software Solutions, Egypt	Step-down Subsidiary



Part I

₹ in lakhs, except per share data

**Statement of unaudited consolidated financial results for the quarter and six months period ended September 30, 2025**

Sl No.	Particulars	Quarter ended			Six months ended		Year ended
		September 30, 2025	June 30, 2025	September 30, 2024	September 30, 2025	September 30, 2024	March 31, 2025
		(Unaudited)	(Unaudited)	(Unaudited)	(Unaudited)	(Unaudited)	(Audited)
1	Revenue from operations	211,930	296,518	216,983	508,448	469,726	1,015,725
2	Other income	3,136	2,422	1,918	5,558	3,806	7,115
3	<b>Total income (1 + 2)</b>	<b>215,066</b>	<b>298,940</b>	<b>218,901</b>	<b>514,006</b>	<b>473,532</b>	<b>1,022,840</b>
4	<b>Expenses</b>						
(a)	Purchase of stock-in-trade (traded goods)	134,966	222,759	132,060	357,725	312,626	703,106
(b)	Changes in inventories of stock-in-trade	2,880	(1,903)	7,843	977	6,002	5,076
(c)	Employee benefits expense	42,250	41,804	40,478	84,054	77,402	159,767
(d)	Finance costs	1,421	508	1,917	1,929	3,919	6,525
(e)	Depreciation and amortization expense	2,626	2,608	3,292	5,234	6,619	12,149
(f)	Other expenses	14,564	17,893	18,877	32,457	38,355	78,851
	<b>Total expenses</b>	<b>198,707</b>	<b>283,669</b>	<b>204,467</b>	<b>482,376</b>	<b>444,923</b>	<b>965,474</b>
5	<b>Profit before tax (3 - 4)</b>	<b>16,359</b>	<b>15,271</b>	<b>14,434</b>	<b>31,630</b>	<b>28,609</b>	<b>57,366</b>
6	<b>Tax expense</b>						
(1)	Current tax	3,758	5,315	4,185	9,073	9,305	17,285
(2)	Deferred tax	582	(978)	(400)	(396)	(1,909)	(2,386)
	<b>Total tax expense</b>	<b>4,340</b>	<b>4,337</b>	<b>3,785</b>	<b>8,677</b>	<b>7,396</b>	<b>14,899</b>
7	<b>Profit for the period (5 - 6)</b>	<b>12,019</b>	<b>10,934</b>	<b>10,649</b>	<b>22,953</b>	<b>21,213</b>	<b>42,467</b>
8	<b>Other comprehensive income</b>						
(1)	Items that will not be reclassified to profit/(loss)						
(a)	Remeasurement of the defined benefit plans	145	(153)	67	(8)	592	(56)
(b)	Equity instruments through other comprehensive income	-	-	(25)	-	(274)	(938)
(c)	Income tax relating to Items that will not be reclassified to profit/(loss)	(37)	39	(17)	2	(149)	14
(2)	Items that will be reclassified to profit or (loss)						
(a)	Exchange differences in translating the financial statements of foreign operations	1,080	51	441	1,131	613	488
(b)	The effective portion of gains/ (losses) on hedging instruments in a cash flow hedge	(1,179)	644	(1,423)	(535)	(764)	(389)
(c)	Income tax relating to Items that will be reclassified to profit/(loss)	25	(175)	247	(150)	38	(25)
	<b>Total</b>	<b>34</b>	<b>406</b>	<b>(710)</b>	<b>440</b>	<b>56</b>	<b>(906)</b>
9	<b>Total comprehensive income for the period (7 + 8)</b>	<b>12,053</b>	<b>11,340</b>	<b>9,939</b>	<b>23,393</b>	<b>21,269</b>	<b>41,561</b>
	Of the total comprehensive income above, profit for the period attributable to:						
	Owners of the Company	12,019	10,934	10,649	22,953	21,213	42,467
	Non - controlling interest	-	-	-	-	-	-
		<b>12,019</b>	<b>10,934</b>	<b>10,649</b>	<b>22,953</b>	<b>21,213</b>	<b>42,467</b>
	Of the total comprehensive income above, other comprehensive income for the period attributable to:						
	Owners of the Company	34	406	(710)	440	56	(906)
	Non - controlling interest	-	-	-	-	-	-
		<b>34</b>	<b>406</b>	<b>(710)</b>	<b>440</b>	<b>56</b>	<b>(906)</b>
	Of the total comprehensive income above, total comprehensive income attributable to:						
	Owners of the Company	12,053	11,340	9,939	23,393	21,269	41,561
	Non - controlling interest	-	-	-	-	-	-
		<b>12,053</b>	<b>11,340</b>	<b>9,939</b>	<b>23,393</b>	<b>21,269</b>	<b>41,561</b>
10	<b>Paid-up equity share capital (Face Value ₹ 1/-)</b>	<b>2,774</b>	<b>2,777</b>	<b>2,776</b>	<b>2,774</b>	<b>2,776</b>	<b>2,776</b>
11	<b>Other equity (Refer Note 5)</b>	<b>167,818</b>	<b>167,818</b>	<b>137,854</b>	<b>167,818</b>	<b>137,854</b>	<b>167,818</b>
12	<b>Earnings / (loss) per equity share (of ₹ 1/- each) (Refer Note 4)</b>						
(a)	Basic (in ₹)	4.33	3.94	3.84	8.27	7.64	15.30
(b)	Diluted (in ₹)	4.33	3.94	3.83	8.27	7.63	15.28
	See accompanying notes to the consolidated financial results						



## Consolidated Balance Sheet

(₹ in lakhs)

SI No.	Particulars	As at September 30, 2025 (Unaudited)	As at March 31, 2025 (Audited)
	<b>ASSETS</b>		
1	<b>NON-CURRENT ASSETS</b>		
	(a) Property, plant and equipment	6,796	4,003
	(b) Capital work-in-progress	32	-
	(c) Right-of-use assets	13,341	6,358
	(d) Goodwill	118,539	113,970
	(e) Other intangible assets	36,970	36,017
	(f) Intangible asset under development	4,498	2,601
	(g) Financial assets		
	(i) Investments	362	348
	(ii) Other financial assets	2,258	2,532
	(h) Deferred tax assets (net)	8,550	8,553
	(i) Income tax assets (net)	29,834	24,976
	(j) Other non-current assets	2,670	2,987
	<b>Total non-current assets</b>	<b>223,850</b>	<b>202,345</b>
2	<b>CURRENT ASSETS</b>		
	(a) Inventories	3,747	4,724
	(b) Financial assets		
	(i) Investments	6,803	24,509
	(ii) Trade receivables	177,684	174,093
	(iii) Cash and cash equivalents	18,802	30,998
	(iv) Bank balances other than (iii) above	5,508	13,945
	(v) Other financial assets	2,105	4,385
	(c) Other current assets	22,426	20,516
	<b>Total current assets</b>	<b>237,075</b>	<b>273,170</b>
	<b>TOTAL ASSETS</b>	<b>460,925</b>	<b>475,515</b>
	<b>EQUITY AND LIABILITIES</b>		
3	<b>EQUITY</b>		
	(a) Equity share capital	2,774	2,776
	(b) Other equity	174,445	167,818
	<b>Total Equity</b>	<b>177,219</b>	<b>170,594</b>
	<b>LIABILITIES</b>		
4	<b>NON-CURRENT LIABILITIES</b>		
	(a) Financial liabilities		
	(i) Borrowings	39,887	22,790
	(ii) Lease liabilities	10,364	5,569
	(iii) Other financial liabilities	10,475	3,184
	(b) Deferred tax liabilities (net)	9,983	9,927
	<b>Total non-current liabilities</b>	<b>70,709</b>	<b>41,470</b>
5	<b>CURRENT LIABILITIES</b>		
	(a) Financial liabilities		
	(i) Borrowings	19,999	21,366
	(ii) Lease liabilities	3,641	1,877
	(iii) Trade payables		
	Total outstanding dues of micro enterprises and small enterprises	150	139
	Total outstanding dues of creditors other than micro enterprises and small enterprises	144,367	155,562
	(iv) Other financial liabilities	15,672	53,329
	(b) Other current liabilities	9,181	13,632
	(c) Provisions	4,472	4,278
	(d) Current tax liabilities (net)	15,515	13,268
	<b>Total current liabilities</b>	<b>212,997</b>	<b>263,451</b>
	<b>TOTAL EQUITY AND LIABILITIES</b>	<b>460,925</b>	<b>475,515</b>

## Consolidated Cash Flow Statement

(₹ in Lakhs)

Particulars	For the six months ended	
	September 30, 2025	September 30, 2024
	(Unaudited)	(Unaudited)
<b>A. CASH FLOW FROM OPERATING ACTIVITIES:</b>		
Profit before tax	31,630	28,609
Adjustments for :		
Depreciation and amortization expense	5,234	6,619
Finance costs	1,929	3,919
Impairment (gain)/loss recognised on trade receivable	1,211	347
Provisions/ liabilities no longer required written back	-	(115)
Interest Income	(604)	(2,442)
Net (gain) / loss on sale of property, plant and equipment / scrapped	(2)	(26)
Net (gain) on investments carried at fair value through profit and loss	(1,336)	(798)
Gain on termination of lease	(217)	(3)
Expenses on employee stock based compensation	113	129
Net unrealized foreign exchange (gain) / loss	(2,851)	(26)
<b>Operating profit before working capital changes</b>	<b>35,107</b>	<b>36,213</b>
Changes in operating assets and liabilities:		
Decrease/(Increase) in trade receivables	(2,311)	(22,125)
Decrease/(Increase) in inventories	977	6,002
Decrease/(increase) in other financial assets non-current	(855)	(383)
Decrease/(increase) in other financial assets current	1,606	(2)
Decrease/(increase) in other non-current assets	(44)	(53)
Decrease/(increase) in other current assets	(1,917)	(4,671)
(Decrease)/increase in trade payables	(11,056)	15,473
(Decrease)/increase in other financial liabilities non-current	(468)	(561)
(Decrease)/increase in other financial liabilities	(1,927)	1,193
(Decrease)/increase in other current liabilities	(4,367)	(5,354)
(Decrease)/increase in provisions	103	802
<b>Net cash flow from / (used in) operations</b>	<b>14,848</b>	<b>26,534</b>
Income taxes paid (net of refunds)	(11,185)	(487)
<b>Net cash flow from / (used in) operating activities (A)</b>	<b>3,663</b>	<b>26,047</b>
<b>B. CASH FLOW FROM INVESTING ACTIVITIES</b>		
Acquisition of property, plant and equipment including intangible assets, capital-work-in progress and Intangible asset under development	(5,887)	(1,639)
Proceeds from disposal of property, plant and equipment	68	123
Purchase of current investments	(421,687)	(337,027)
Proceeds from sale of bonds	-	4,338
Payment in relation to business acquisition	(29,929)	(51,930)
Proceeds from sale of current investments	440,676	352,535
Investment in bank deposits	(7,914)	(3,321)
Proceeds from maturity of Bank deposits	16,172	10,230
Interest received	734	754
<b>Net cash flow from / (used in) investing activities (B)</b>	<b>(7,767)</b>	<b>(25,937)</b>
<b>C. CASH FLOW FROM FINANCING ACTIVITIES</b>		
Payment of lease liabilities	(2,332)	(1,540)
Proceeds from short-term borrowings	-	1,694
Repayment of short-term borrowings	-	(5,728)
Repayment of term loan	(16,623)	(9,753)
Proceeds from term loan	29,912	-
Payment of dividend	(15,674)	(12,203)
Proceeds from issue of shares on exercise of ESOP	90	217
Payments for shares purchased by Employee Welfare Trust	(1,300)	-
Interest paid	(2,143)	(2,155)
<b>Net cash flow used in financing activities (C)</b>	<b>(8,070)</b>	<b>(29,468)</b>
<b>Net increase/(decrease) in cash and cash equivalents (A+B+C)</b>	<b>(12,174)</b>	<b>(29,358)</b>
Opening cash and cash equivalents	30,998	53,602
Exchange difference on translation of foreign currency cash and cash equivalents	(22)	28
<b>Closing Cash and cash equivalents</b>	<b>18,802</b>	<b>24,272</b>
Cash and cash equivalents at the end of the period comprises:		
Cash on hand	-	1
Balances with banks		
In Current accounts	17,637	23,472
In EEFC accounts	1,150	788
In deposit accounts	15	11
	<b>18,802</b>	<b>24,272</b>



**Notes:**

- 1 The consolidated financial results is prepared in accordance with the Indian Accounting Standards (Ind AS) as prescribed under Section 133 of the Companies Act, 2013 read with Rule 3 of the Companies (Indian Accounting Standards) Rules, 2015 and relevant amendment rules issued thereafter. These unaudited Consolidated financial results thereafter have been reviewed by the Audit Committee and approved by the Board of Directors at their respective meetings held on November 13, 2025. The statutory auditors, B S R & Co. LLP have expressed an unmodified review opinion on the consolidated financial results. The above unaudited Consolidated financial results are filed with Stock Exchanges under Regulation 33 of the SEBI (Listing and Other Disclosure Requirements) Regulations, 2015 as amended from time to time and are available on the Stock Exchange websites, [www.nseindia.com](http://www.nseindia.com) and [www.bseindia.com](http://www.bseindia.com), and on the Company's website, [www.sonata-software.com](http://www.sonata-software.com).
- 2 Unaudited consolidated financial results include financial results of subsidiaries i.e., Sonata Information Technology Limited, Sonata Software North America Inc. (SSNA), Sonata Software GmbH, Sonata Europe Limited (SEL), Sonata Software (Qatar) LLC, Sonata Australia Pty Ltd, Sonata Software LLC (merged with SSNA with effect from May 06, 2024), Sonata Software Solutions Limited, Sonata Software (Shanghai) Co., Ltd, GAPbuster Europe Limited (merged with SEL with effect from July 16, 2024), GAPbuster Inc., GAPbuster Limited (merged with SEL with effect from July 16, 2024), Sonata Software Worldwide Malaysia SDN. BHD., GAPbuster Worldwide Pty Limited, Sonata Software Japan KK, Encore Software Services, Inc. (merged with SSNA with effect from August 26, 2024), Encore IT Services Solutions Private Limited, Sonata Software Intercontinental Limited, Sonata Software Canada Limited, Sonata Latin America S. DE R.L. DE C.V., Sonata Software Solutions North America, Inc. (formerly known as Quant Systems Inc.), Quant Systems CRC Inc Sociedad De Responsabilidad Limitada (CRC LLC), Sonata Software Technology Private Limited (formerly known as Quant Cloud Solutions Private Limited), Woodshed LLC, Sonata Software Malaysia SDN. BHD and Sonata Software Solutions, Egypt.
- 3 Based on the financial performance of the Company, the Board at its meeting held today, approved an interim dividend of ₹ 1.25/- (125 % on par value of ₹ 1/-) per share.
- 4 EPS for quarterly and six months periods are not annualised.
- 5 The other equity with respect to quarter and six months period ended September 30, 2025 and quarter ended June 30, 2025 represents balance as per the audited consolidated Balance Sheet of the previous year as required by SEBI (Listing and Other Disclosure Requirements) Regulations, 2015.
- 6 Unaudited standalone financial results

(₹ in lakhs)

Particulars	Quarter ended			Six months ended		Year ended
	September 30, 2025	June 30, 2025	September 30, 2024	September 30, 2025	September 30, 2024	March 31, 2025
	(Unaudited)	(Unaudited)	(Unaudited)	(Unaudited)	(Unaudited)	(Audited)
Revenue from operations	30,640	27,857	23,526	58,497	48,421	99,131
Profit before tax	16,043	3,657	16,603	19,700	20,231	23,477
Profit after tax	14,677	2,269	16,454	16,946	18,985	21,377

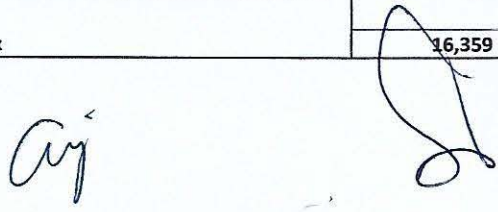
The results for the quarter and six months period ended September 30, 2025, are available on the Company's website at [www.sonata-software.com](http://www.sonata-software.com) and also on the website of BSE Limited at [www.bseindia.com](http://www.bseindia.com) and National Stock Exchange of India Limited at [www.nseindia.com](http://www.nseindia.com), where the shares of the Company are listed.

- 7 The CEO & MD of the Company has been identified as the Chief Operating Decision Maker (CODM) as defined by Ind AS 108, Operating Segments. Information reported to the CODM for the purposes of resource allocation and assessment of segment performance focuses on geographical territory. Accordingly, the reportable segments are "India" and "Other than India".

The consolidated segment wise revenue and results are as follows :

(₹ in lakhs)

Particulars	Quarter ended			Six months ended		Year ended
	September 30, 2025	June 30, 2025	September 30, 2024	September 30, 2025	September 30, 2024	March 31, 2025
	(Unaudited)	(Unaudited)	(Unaudited)	(Unaudited)	(Unaudited)	(Audited)
<b>1. Segment revenue</b>						
a. India	126,738	185,530	105,078	312,268	267,663	611,325
b. Other than India	85,435	111,974	111,974	197,409	203,167	405,897
<b>Total</b>	<b>212,173</b>	<b>297,504</b>	<b>217,052</b>	<b>509,677</b>	<b>470,830</b>	<b>1,017,222</b>
Less : Inter segment revenue	(243)	(986)	(69)	(1,229)	(1,104)	(1,497)
<b>Revenue from operations</b>	<b>211,930</b>	<b>296,518</b>	<b>216,983</b>	<b>508,448</b>	<b>469,726</b>	<b>1,015,725</b>
<b>2. Segment results</b>						
Profit before tax, interest, depreciation and amortization						
a. India	5,670	5,795	4,480	11,465	9,981	22,466
b. Other than India	14,547	12,592	14,317	27,139	28,117	52,433
<b>Total</b>	<b>20,217</b>	<b>18,387</b>	<b>18,797</b>	<b>38,604</b>	<b>38,098</b>	<b>74,899</b>
Less: Depreciation and amortization	(2,626)	(2,608)	(3,292)	(5,234)	(6,619)	(12,149)
Less: Finance costs	(1,421)	(508)	(1,917)	(1,929)	(3,919)	(6,525)
Add: Unallocable income net of unallocable expenditure	189	-	846	189	1,049	1,141
<b>3. Profit before tax</b>	<b>16,359</b>	<b>15,271</b>	<b>14,434</b>	<b>31,630</b>	<b>28,609</b>	<b>57,366</b>




The consolidated segment wise assets and liabilities are as follows :

(₹ in lakhs)

Particulars	September 30, 2025	June 30, 2025	September 30, 2024	March 31, 2025
	(Unaudited)	(Unaudited)	(Unaudited)	(Audited)
<b>4. Segment assets</b>				
a. India	129,425	189,618	123,683	139,880
b. Other than India	293,116	304,566	318,655	302,106
c. Unallocable	38,384	38,411	35,109	33,529
<b>Total assets</b>	<b>460,925</b>	<b>532,595</b>	<b>477,447</b>	<b>475,515</b>
<b>5. Segment liabilities</b>				
a. India	129,670	187,358	143,499	143,704
b. Other than India	128,538	137,346	152,218	138,022
c. Unallocable	25,498	25,863	31,713	23,195
<b>Total liabilities</b>	<b>283,706</b>	<b>350,567</b>	<b>327,430</b>	<b>304,921</b>
<b>6. Capital employed (4-5)</b>	<b>177,219</b>	<b>182,028</b>	<b>150,017</b>	<b>170,594</b>

For and on behalf of the Board of Directors



Sanjay K Asher  
Chairman

Place : Mumbai

Date : November 13, 2025





## Consolidated PAT grew by 10% QoQ. Declares second interim dividend of ₹1.25 per share.

Mumbai, November 13, 2025

[Sonata Software](#) [NSE: SONATSOFTW, BSE: 532221], a leading Modernization Engineering Company, today reported its unaudited financial results for the Quarter and half year ended September 30, 2025.

Description	For the Quarter ended						For the half year ended		
	30-Sep-25	30-Jun-25	QoQ	30-Sep-24	YoY		30-Sep-25	30-Sep-24	YoY
<b>Revenues</b>									
International IT Services	730.3	699.9	4.3%	707.9	3.2%		1430.2	1,395.7	2.5%
Domestic- Products & Services	1,391.3	2,274.7	-38.8%	1,461.9	-4.8%		3666.0	3,311.3	10.7%
Consolidated	2,119.3	2,965.2	-28.5%	2,169.8	-2.3%		5084.5	4,697.2	8.2%
<b>EBITDA*</b>									
International IT Services	126.3	115.9	9.0%	128.9	-2.0%		242.2	257.7	-6.0%
Domestic- Products & Services	46.5	44.0	5.7%	48.4	-4.0%		90.5	95.7	-5.5%
Consolidated	172.7	159.6	8.2%	177.3	-2.6%		332.3	353.5	-6.0%
<b>PAT</b>									
International IT Services	78.0	70.7	10.3%	62.2	25.5%		148.7	127.3	16.8%
Domestic- Products & Services	42.2	38.6	9.3%	44.3	-4.8%		80.8	84.8	-4.8%
Consolidated	120.2	109.3	10.0%	106.5	12.9%		229.5	212.1	8.2%

\*EBITDA (before Other Income & Fx)

**Commenting on the Q2 performance, Mr. Samir Dhir, MD & CEO of Sonata Software, said:** "International IT Services reported steady progress during the quarter, consolidated PAT improving by 10% quarter-on-quarter. The business secured a large deal in the healthcare vertical with a leading provider, reaffirming our focus on driving growth through large deals and consistent execution. Our continued strategic investments in Artificial Intelligence are delivering results, with AI-led orders accounting for approximately 10% of the overall order book for the quarter. As clients accelerate AI-enabled modernization to enhance competitiveness, we remain confident in the company's long-term growth trajectory."

**Mr. Sujit Mohanty, MD & CEO of Sonata Information Technology Limited, added:** "We continue to execute on our three-pillar strategy focused on driving growth in the Microsoft SMC sector, expanding our AI-led partnerships with ISVs, and securing large system integration deals. During the quarter, we added new clients across all three pillars, with particularly strong traction in the Microsoft SMC segment. Despite prevailing industry headwinds in certain sectors, our disciplined execution and focused investments continue to position us well for sustained growth."

## Financial Highlights for Q2'26:

- **International IT Services:**

- In USD terms, Q2'26 revenue stood at \$82.0 million, growth of 0.2% QoQ and 1% in CC.
- In Rupee terms, Q2'26 revenue stood at ₹730.3 crores, growth of 4.3% QoQ.
- EBITDA (before other income and forex) for Q2'26 stood at 17.3%, 70bps accretion QoQ.
- PAT for Q2'26 stood at ₹78.0 crores, growth of 10.3% QoQ
- DSO stood at 68 days in Q2'26, compared to 62 days in Q1'26.
- ROCE stood at 17.8% in Q2'26, compared to 14.7% in Q1'26.
- RONW stood at 22.6% in Q2'26, compared to 20.9% in Q1'26.
- 6 new customers were added during the quarter.

- **Domestic Products & Services:**

- Revenue for Q2'26 stood at ₹1391.3 crores, decline of 38.8% QoQ.
- Gross contribution for Q2'26 stood at ₹68.7 crores, growth of 0.3% QoQ.
- EBITDA (before other income and forex) for Q2'26 stood at 3.3%, 140bps accretion QoQ.
- PAT for Q2'26 stood at ₹42.2 crores, growth of 9.3% QoQ.
- DSO stood at 42 days in Q2'26, compared to 63 days in Q1'26.
- ROCE stood at 43.8% in Q2'26, compared to 33.6% in Q1'26.
- RONW stood at 42.5% in Q2'26, compared to 32.5% in Q1'26.

- **Consolidated:**

- Revenue for Q2'26 stood at ₹2,119.3 crores, decline of 28.5% QoQ.
- EBITDA (before other income and forex) for Q2'26 stood at 8.1%, 280bps accretion QoQ.
- PAT for Q2'26 stood at ₹120.2 crores, growth of 10.0% QoQ.
- Cash and cash equivalents (gross) stood at INR 323 Crores.
- Cash and cash equivalents (net) stood at negative ₹ 280 Crores.
- ROCE stood at 22.1% in Q2'26, compared to 18.5% in Q1'26.
- RONW stood at 27.1% in Q2'26, compared to 24.0% in Q1'26.
- The Company has declared its second interim dividend for the financial year at ₹1.25 per share. This is in line with the commitment made during the previous earnings call to implement a quarterly interim dividend payout policy starting this year.



## About Sonata Software Limited

In today's market, there is a unique duality in technology adoption. On one side, extreme focus on cost containment by clients, and on the other, deep motivation to modernize their Digital storefronts to attract more consumers and B2B customers.

Sonata Software, with \$1 Billion Revenue, is the leading AI-led Modernization Engineering company. Our unique Modernization approach through Platformation.AI helps create Efficient and Agile digital businesses to drive intelligent ecosystems of the future. Our bouquet of Modernization Engineering Services cuts across Data, Cloud, Dynamics, Automation, Cyber Security, and around newer technologies like Generative AI, Microsoft Fabric, and other modernization platforms.

Our unique and innovative Responsible-first AI offering Sonata [Harmoni.AI](#) is a comprehensive platform powered by GenAI and encompasses a variety of industry solutions, service delivery platforms, and accelerators. It is distinguished by its embedded ethics, privacy, security, and compliance. We enable our clients to leverage AI in three different ways: i) driving efficiencies, ii) driving higher consumer experience/modern sales, and iii) driving innovative business models. We have launched bleeding edge Agentic AI offering – AgentBridge – that enables enterprises to usher in the era of intelligent, scalable AI-driven operations.

Headquartered in Bengaluru, India, Sonata Software has a strong global presence, including key regions North America, UK, Europe, APAC, and ANZ. We are one of the fastest growing IT Services companies and a trusted partner of Fortune 500 companies in Banking, Financial Services and Insurance (BFSI); Healthcare and Lifesciences (HLS); Telecom, Media, and Technology (TMT); and Retail, Manufacturing and Distribution (RMD) space.

Sonata Software boasts of a very strong partnership with Microsoft, AWS and many others. We are proud member of Microsoft AI Partner Council and have also achieved AWS Generative AI Competency. Also, we are member of the prestigious Inner Circle for Microsoft Business Applications and Featured and Launch Partner for Microsoft Fabric.

## About Sonata Information Technology Limited

Sonata Information Technology Limited, our Domestic Business, partners with Indian enterprise customers in their digital transformation journeys. As a digital transformation partner, it helps enterprises adopt and scale cloud solutions, fostering innovation and growth. It also helps customers in managing & maintaining their Hybrid Cloud Platforms and related enterprise IT security environments.

For more information, please visit <https://www.sonata-software.com/>

Media contact: Vinitha Oommen [vinitha.oommen@sonata-software.com](mailto:vinitha.oommen@sonata-software.com)