March 09, 2020

BSE Limited
Phiroze Jeejeebhoy Towers
Dalal Street
Mumbai 400001

Dear Sir/ Madam

Subject: Submission of report under Regulation 90(1)

In terms of the requirement under Regulation 90(1) of the SEBI (Listing Obligations and Disclosure Requirements) Regulations, 2015, please find enclosed herewith the Monthly portfolio of the schemes of ICICI Prudential Mutual Fund.

Request you to take the same on record.

For ICICI Prudential Asset Management Company Limited
(Investment Manager to ICICI Prudential Mutual Fund)

Authorised Signatory

Encl:a/a

ICICI Prudential Asset Management Company Limited
Corporate Identity Number : U99999DL1993PLC054135
Registered Office : 12th Floor, Narain Manzil, 23, Barakhamba Road, New Delhi - 110 001.
Corporate Office : One BKC, A - Wing,13th Floor, Bandra-Kurla Complex, Mumbai - 400 051. Tel.: 91-22-26525000 Fax: 91-22-2652 8100
Central Service Office : 2nd Floor, Block B-2, Nirlon Knowledge Park, Western Express Highway, Goregaon (E), Mumbai 400 063. Tel: 91-22-26852000 Fax: 91-22-26868313
Website : www.icicipruamc.com • **Email Id** : enquiry@icicipruamc.com

ICICI Prudential Mutual Fund

ICICI Prudential Equity - Arbitrage Fund

Portfolio as on Feb 29,2020

Company/Issuer/Instrument Name	ISIN	Coupon	Industry/Rating	Quantity	Exposure/Market Value(Rs.Lakh)	% to Nav
Equity & Equity Related Instruments					**880170.26**	**64.76%**
Listed / Awaiting Listing On Stock Exchanges					**880170.26**	**64.76%**
HDFC Ltd.	INE001A01036		Finance	5174000	112573.31	8.28%
Axis Bank Ltd.	INE238A01034		Banks	7029600	49017.40	3.61%
State Bank Of India	INE062A01020		Banks	14949000	45295.47	3.33%
HDFC Bank Ltd.	INE040A01034		Banks	3214000	37849.67	2.78%
Larsen & Toubro Ltd.	INE018A01030		Construction Project	2789250	33123.74	2.44%
Sun Pharmaceutical Industries Ltd.	INE044A01036		Pharmaceuticals	8488750	31654.55	2.33%
Reliance Industries Ltd.	INE002A01018		Petroleum Products	2357000	31316.28	2.30%
ITC Ltd.	INE154A01025		Consumer Non Durables	15578400	30775.13	2.26%
Infosys Ltd.	INE009A01021		Software	3598800	26332.42	1.94%
Bajaj Finance Ltd.	INE296A01024		Finance	583750	26069.40	1.92%
Maruti Suzuki India Ltd.	INE585B01010		Auto	365200	22945.88	1.69%
Hindustan Unilever Ltd.	INE030A01027		Consumer Non Durables	1054500	22932.74	1.69%
Grasim Industries Ltd.	INE047A01021		Cement	3249750	22332.28	1.64%
Bharti Airtel Ltd.	INE397D01024		Telecom - Services	3916716	20504.01	1.51%
Hero Motocorp Ltd.	INE158A01026		Auto	977400	20053.80	1.48%
ICICI Bank Ltd.	INE090A01021		Banks	3984750	19814.17	1.46%
Asian Paints Ltd.	INE021A01026		Consumer Non Durables	844200	15178.29	1.12%
HCL Technologies Ltd.	INE860A01027		Software	2633400	14071.57	1.04%
Tech Mahindra Ltd.	INE669C01036		Software	1814400	13506.39	0.99%
Ultratech Cement Ltd.	INE481G01011		Cement	309200	13047.00	0.96%
United Spirits Ltd.	INE854D01024		Consumer Non Durables	1732500	11891.01	0.87%
Ambuja Cements Ltd.	INE079A01024		Cement	4457500	9140.10	0.67%
Adani Ports and Special Economic Zone Ltd.	INE742F01042		Transportation	2462500	8426.68	0.62%
Cipla Ltd.	INE059A01026		Pharmaceuticals	2044700	8221.74	0.60%
IndusInd Bank Ltd.	INE095A01012		Banks	741200	8183.22	0.60%
Tata Motors Ltd.	INE155A01022		Auto	6187700	7979.04	0.59%
Bajaj Auto Ltd.	INE917I01010		Auto	264750	7651.28	0.56%
Kotak Mahindra Bank Ltd.	INE237A01028		Banks	464800	7531.39	0.55%
Vedanta Ltd.	INE205A01025		Non - Ferrous Metals	6601000	7525.14	0.55%
Tata Steel Ltd.	INE081A01012		Ferrous Metals	1939500	7404.04	0.54%
Dabur India Ltd.	INE016A01026		Consumer Non Durables	1481250	7348.48	0.54%
UPL Ltd.	INE628A01036		Pesticides	1335600	6941.11	0.51%
Hindalco Industries Ltd.	INE038A01020		Non - Ferrous Metals	4340000	6766.06	0.50%
Tata Power Company Ltd.	INE245A01021		Power	14202000	6632.33	0.49%
Mahindra & Mahindra Ltd.	INE101A01026		Auto	1283000	5863.95	0.43%
Eicher Motors Ltd.	INE066A01013		Auto	33360	5538.54	0.41%
DLF Ltd.	INE271C01023		Construction	2636700	5318.22	0.39%
Apollo Hospitals Enterprise Ltd.	INE437A01024		Healthcare Services	302000	5242.12	0.39%
Bharat Petroleum Corporation Ltd.	INE029A01011		Petroleum Products	1200600	5118.76	0.38%
Marico Ltd.	INE196A01026		Consumer Non Durables	1703000	5087.71	0.37%
GAIL (India) Ltd.	INE129A01019		Gas	4832604	5045.24	0.37%
Bank Of Baroda	INE028A01039		Banks	6588000	5026.64	0.37%
Bandhan Bank Ltd.	INE545U01014		Banks	1244400	4772.27	0.35%
Godrej Consumer Products Ltd.	INE102D01028		Consumer Non Durables	848000	4753.04	0.35%
Jindal Steel & Power Ltd.	INE749A01030		Ferrous Metals	3080000	4740.12	0.35%
Motherson Sumi Systems Ltd.	INE775A01035		Auto Ancillaries	4455000	4617.61	0.34%
Divi's Laboratories Ltd.	INE361B01024		Pharmaceuticals	214000	4508.87	0.33%
Aurobindo Pharma Ltd.	INE406A01037		Pharmaceuticals	871000	4402.91	0.32%
LIC Housing Finance Ltd.	INE115A01026		Finance	1362400	4363.09	0.32%
Dr. Reddy's Laboratories Ltd.	INE089A01023		Pharmaceuticals	143250	4193.07	0.31%
GMR Infrastructure Ltd.	INE776C01039		Construction Project	20430000	4086.00	0.30%
The Federal Bank Ltd.	INE171A01029		Banks	4613000	3962.57	0.29%
ACC Ltd.	INE012A01025		Cement	284400	3756.50	0.28%
Mahindra & Mahindra Financial Services Ltd.	INE774D01024		Finance	1006400	3454.47	0.25%
Punjab National Bank	INE160A01022		Banks	6631700	2987.58	0.22%
Info Edge (India) Ltd.	INE663F01024		Software	113800	2951.23	0.22%
Steel Authority Of India Ltd.	INE114A01011		Ferrous Metals	7959900	2829.74	0.21%
HDFC Standard Life Insurance Company Ltd.	INE795G01014		Finance	505800	2752.06	0.20%
Mahanagar Gas Ltd.	INE002S01010		Gas	264000	2653.99	0.20%
Nestle India Ltd.	INE239A01016		Consumer Non Durables	16200	2556.17	0.19%
JSW Steel Ltd.	INE019A01038		Ferrous Metals	1069500	2520.81	0.19%
Titan Company Ltd.	INE280A01028		Consumer Durables	186750	2342.78	0.17%
Bata India Ltd.	INE176A01028		Consumer Durables	138600	2287.80	0.17%
Tata Chemicals Ltd.	INE092A01019		Chemicals	318600	2274.80	0.17%
Escorts Ltd.	INE042A01014		Auto	284900	2222.50	0.16%
Bajaj Finserv Ltd.	INE918I01018		Finance	23375	2115.61	0.16%
SRF Ltd.	INE647A01010		Textile Products	53250	2073.45	0.15%
Century Textiles & Industries Ltd.	INE055A01016		Paper	396600	2009.77	0.15%
Tata Consumer Products Ltd.	INE192A01025		Consumer Non Durables	575100	1990.71	0.15%
Britannia Industries Ltd.	INE216A01030		Consumer Non Durables	67000	1990.03	0.15%
Pidilite Industries Ltd.	INE318A01026		Chemicals	125500	1898.94	0.14%
Manappuram Finance Ltd.	INE522D01027		Finance	1038000	1689.35	0.12%
United Breweries Ltd.	INE686F01025		Consumer Non Durables	135100	1682.87	0.12%
Muthoot Finance Ltd.	INE414G01012		Finance	190500	1676.88	0.12%
Sun TV Network Ltd.	INE424H01027		Media & Entertainment	399600	1660.34	0.12%
Container Corporation Of India Ltd.	INE111A01025		Transportation	261021	1330.29	0.10%
Exide Industries Ltd.	INE302A01020		Auto Ancillaries	765600	1258.26	0.09%
Shree Cements Ltd.	INE070A01015		Cement	5500	1246.90	0.09%
NCC Ltd.	INE868B01028		Construction Project	3483000	1239.95	0.09%
Torrent Power Ltd.	INE813H01021		Power	396000	1199.68	0.09%
Glenmark Pharmaceuticals Ltd.	INE935A01035		Pharmaceuticals	403200	1119.08	0.08%
Apollo Tyres Ltd.	INE438A01022		Auto Ancillaries	777000	1109.56	0.08%
Colgate - Palmolive (India) Ltd.	INE259A01022		Consumer Non Durables	84000	1079.74	0.08%

	A	B	C	D	E	F	G	H	I
91		Havells India Ltd.	INE176B01034		Consumer Durables	158000	968.62	0.07%	
92		Adani Enterprises Ltd.	INE423A01024		Trading	412000	900.84	0.07%	
93		Ujjivan Financial Services Ltd.	INE334L01012		Finance	232900	785.80	0.06%	
94		Voltas Ltd.	INE226A01021		Consumer Durables	109000	739.84	0.05%	
95		CESC Ltd.	INE486A01013		Power	108800	703.88	0.05%	
96		Vodafone Idea Ltd.	INE669E01016		Telecom - Services	18130000	698.01	0.05%	
97		Rural Electrification Corporation Ltd.	INE020B01018		Finance	570000	671.46	0.05%	
98		Equitas Holdings Ltd.	INE988K01017		Finance	509600	549.60	0.04%	
99		Lupin Ltd.	INE326A01037		Pharmaceuticals	67200	430.08	0.03%	
100		Max Financial Services Ltd.	INE180A01020		Finance	71500	412.77	0.03%	
101		Bharat Heavy Electricals Ltd.	INE257A01026		Industrial Capital Goods	1320800	404.16	0.03%	
102		NMDC Ltd.	INE584A01023		Minerals/Mining	378000	344.74	0.03%	
103		Bosch Ltd.	INE323A01026		Auto Ancillaries	2680	325.04	0.02%	
104		Power Finance Corporation Ltd.	INE134E01011		Finance	254200	278.22	0.02%	
105		Amara Raja Batteries Ltd.	INE885A01032		Auto Ancillaries	43200	275.49	0.02%	
106		Canara Bank	INE476A01014		Banks	174200	250.33	0.02%	
107		Adani Power Ltd.	INE814H01011		Power	510000	241.23	0.02%	
108		Cholamandalam Investment And Finance Company Ltd.	INE121A01024		Finance	65000	199.23	0.01%	
109		Siemens Ltd.	INE003A01024		Industrial Capital Goods	14850	193.61	0.01%	
110		Zee Entertainment Enterprises Ltd.	INE256A01028		Media & Entertainment	45900	109.84	0.01%	
111		Indraprastha Gas Ltd.	INE203G01027		Gas	8250	36.50	^	
112		MRF Ltd.	INE883A01011		Auto Ancillaries	20	13.28	^	
113		MRF Ltd. $$			Auto Ancillaries	-20	-13.25	^	
114		Indraprastha Gas Ltd. $$			Gas	-8250	-36.49	^	
115		Zee Entertainment Enterprises Ltd. $$			Media & Entertainment	-45900	-109.04	-0.01%	
116		Siemens Ltd. $$			Industrial Capital Goods	-14850	-192.64	-0.01%	
117		Cholamandalam DBS Finance Ltd. $$			Finance	-65000	-199.06	-0.01%	
118		Adani Power Ltd. $$			Power	-510000	-241.49	-0.02%	
119		Canara Bank $$			Banks	-174200	-249.72	-0.02%	
120		Amara Raja Batteries Ltd. $$			Auto Ancillaries	-43200	-275.46	-0.02%	
121		Power Finance Corporation Ltd. $$			Finance	-254200	-278.09	-0.02%	
122		Bosch Ltd. $$			Auto Ancillaries	-2680	-325.54	-0.02%	
123		NMDC Ltd. $$			Minerals/Mining	-378000	-343.04	-0.03%	
124		Bharat Heavy Electricals Ltd. $$			Industrial Capital Goods	-1320800	-402.84	-0.03%	
125		Max Financial Services Ltd. $$			Finance	-71500	-410.73	-0.03%	
126		Lupin Ltd. $$			Pharmaceuticals	-67200	-430.11	-0.03%	
127		Equitas Holdings Ltd. $$			Finance	-509600	-550.11	-0.04%	
128		Rural Electrification Corporation Ltd. $$			Finance	-570000	-672.03	-0.05%	
129		CESC Ltd. $$			Power	-108800	-701.05	-0.05%	
130		Vodafone Idea Ltd. $$			Telecom - Services	-18130000	-707.07	-0.05%	
131		Voltas Ltd. $$			Consumer Durables	-109000	-736.30	-0.05%	
132		Ujjivan Financial Services Ltd. $$			Finance	-232900	-787.32	-0.06%	
133		Adani Enterprises Ltd. $$			Trading	-412000	-900.84	-0.07%	
134		Havells India Ltd. $$			Consumer Durables	-158000	-966.33	-0.07%	
135		Colgate - Palmolive (India) Ltd. $$			Consumer Non Durables	-84000	-1074.40	-0.08%	
136		Apollo Tyres Ltd. $$			Auto Ancillaries	-777000	-1080.42	-0.08%	
137		Glenmark Pharmaceuticals Ltd. $$			Pharmaceuticals	-403200	-1119.28	-0.08%	
138		Torrent Power Ltd. $$			Power	-396000	-1190.97	-0.09%	
139		NCC Ltd. $$			Construction Project	-3483000	-1219.05	-0.09%	
140		Exide Industries Ltd. $$			Auto Ancillaries	-765600	-1231.08	-0.09%	
141		Shree Cement Ltd. $$			Cement	-5500	-1247.56	-0.09%	
142		Container Corporation of India Ltd. $$			Transportation	-261021	-1325.33	-0.10%	
143		Sun TV Network Ltd. $$			Media & Entertainment	-399600	-1657.94	-0.12%	
144		United Breweries Ltd. $$			Consumer Non Durables	-135100	-1669.90	-0.12%	
145		Muthoot Finance Ltd. $$			Finance	-190500	-1672.69	-0.12%	
146		Manappuram Finance Ltd. $$			Finance	-1038000	-1684.67	-0.12%	
147		Pidilite Industries Ltd. $$			Chemicals	-125500	-1895.80	-0.14%	
148		Britannia Industries Ltd. $$			Consumer Non Durables	-67000	-1984.41	-0.15%	
149		Tata Consumer Products Ltd. $$			Consumer Non Durables	-575100	-1990.71	-0.15%	
150		Century Textiles & Industries Ltd. $$			Paper	-396600	-2010.76	-0.15%	
151		SRF Ltd. $$			Textile Products	-53250	-2067.51	-0.15%	
152		Bajaj Finserv Ltd. $$			Finance	-23375	-2104.10	-0.15%	
153		Escorts Ltd.$$			Auto	-284900	-2223.22	-0.16%	
154		Tata Chemicals Ltd. $$			Chemicals	-318600	-2266.52	-0.17%	
155		Bata India Ltd. $$			Consumer Durables	-138600	-2279.00	-0.17%	
156		Titan Company Ltd. $$			Consumer Durables	-186750	-2336.62	-0.17%	
157		JSW Steel Ltd. $$			Ferrous Metals	-1069500	-2498.89	-0.18%	
158		Nestle India Ltd. $$			Consumer Non Durables	-16200	-2549.19	-0.19%	
159		Mahanagar Gas Ltd. $$			Gas	-264000	-2627.72	-0.19%	
160		HDFC Standard Life Insurance Company Ltd $$			Finance	-505800	-2754.84	-0.20%	
161		Steel Authority Of India Ltd. $$			Ferrous Metals	-7959900	-2825.76	-0.21%	
162		INFO edge india Ltd $$			Software	-113800	-2956.75	-0.22%	
163		Punjab National Bank $$			Banks	-6631700	-2971.00	-0.22%	
164		Mahindra & Mahindra Financial Services. $$			Finance	-1006400	-3420.75	-0.25%	
165		ACC Ltd. $$			Cement	-284400	-3743.84	-0.28%	
166		The Federal Bank Ltd. $$			Banks	-4613000	-3946.42	-0.29%	
167		GMR Infrastructure Ltd. $$			Construction Project	-20430000	-4096.22	-0.30%	
168		Dr. Reddy's Laboratories Ltd. $$			Pharmaceuticals	-143250	-4190.21	-0.31%	
169		LIC Housing Finance Ltd. $$			Finance	-1362400	-4341.29	-0.32%	
170		Aurobindo Pharma Ltd. $$			Pharmaceuticals	-871000	-4388.53	-0.32%	
171		Divi's Laboratories Ltd. $$			Pharmaceuticals	-214000	-4511.76	-0.33%	
172		Motherson Sumi Systems Ltd. $$			Auto Ancillaries	-4455000	-4553.01	-0.33%	
173		Jindal Steel & Power Ltd. $$			Ferrous Metals	-3080000	-4724.72	-0.35%	
174		Godrej Consumer Products Ltd. $$			Consumer Non Durables	-848000	-4758.98	-0.35%	
175		Bandhan Bank Ltd $$			Banks	-1244400	-4778.50	-0.35%	
176		Bank Of Baroda $$			Banks	-6588000	-4980.53	-0.37%	
177		GAIL (India) Ltd. $$			Gas	-4832604	-5042.82	-0.37%	
178		Bharat Petroleum Corporation Ltd. $$			Petroleum Products	-1200600	-5059.93	-0.37%	
179		Marico Ltd. $$			Consumer Non Durables	-1703000	-5084.31	-0.37%	
180		Apollo Hospitals Enterprise Ltd. $$			Healthcare Services	-302000	-5247.55	-0.39%	

	A	B	C	D	E	F	G	H	I
181		DLF Ltd. $$			Construction	-2636700	-5318.22	-0.39%	
182		Eicher Motors Ltd. $$			Auto	-33360	-5533.94	-0.41%	
183		Mahindra & Mahindra Ltd. $$			Auto	-1283000	-5848.56	-0.43%	
184		Tata Power Company Ltd. $$			Power	-14202000	-6568.43	-0.48%	
185		Hindalco Industries Ltd. $$			Non - Ferrous Metals	-4340000	-6755.21	-0.50%	
186		UPL Ltd. $$			Pesticides	-1335600	-6923.75	-0.51%	
187		Vedanta Ltd. $$			Non - Ferrous Metals	-6601000	-7264.40	-0.53%	
188		Bajaj Auto Ltd. $$			Auto	-264750	-7335.69	-0.54%	
189		Dabur India Ltd. $$			Consumer Non Durables	-1481250	-7335.89	-0.54%	
190		Tata Steel Ltd. $$			Ferrous Metals	-1939500	-7377.86	-0.54%	
191		Kotak Mahindra Bank Ltd. $$			Banks	-464800	-7531.15	-0.55%	
192		Tata Motors Ltd. $$			Auto	-6187700	-7979.04	-0.59%	
193		IndusInd Bank Ltd. $$			Banks	-741200	-8136.15	-0.60%	
194		Cipla Ltd. $$			Pharmaceuticals	-2044700	-8181.87	-0.60%	
195		Adani Ports and Special Economic Zone Ltd. $$			Transportation	-2462500	-8430.37	-0.62%	
196		Ambuja Cements Ltd. $$			Cement	-4457500	-9140.10	-0.67%	
197		United Spirits Ltd. $$			Consumer Non Durables	-1732500	-11845.10	-0.87%	
198		Ultratech Cement Ltd. $$			Cement	-309200	-13016.70	-0.96%	
199		Reliance Industries Ltd. $$			Petroleum Products	-994000	-13179.94	-0.97%	
200		Tech Mahindra Ltd. $$			Software	-1814400	-13253.28	-0.98%	
201		HCL Technologies Ltd. $$			Software	-2633400	-14074.21	-1.04%	
202		Asian Paints Ltd. $$			Consumer Non Durables	-844200	-15130.60	-1.11%	
203		Reliance Industries Ltd. $$			Petroleum Products	-1363000	-18145.62	-1.34%	
204		ICICI Bank Ltd. $$			Banks	-3984750	-19778.31	-1.46%	
205		Hero Motocorp Ltd. $$			Auto	-977400	-20044.03	-1.47%	
206		Bharti Airtel Ltd. $$			Telecom - Services	-3916716	-20455.05	-1.51%	
207		Grasim Industries Ltd. $$			Cement	-3249750	-22340.41	-1.64%	
208		Maruti Suzuki India Ltd. $$			Auto	-365200	-22839.43	-1.68%	
209		Hindustan Unilever Ltd. $$			Consumer Non Durables	-1054500	-22942.23	-1.69%	
210		Bajaj Finance Ltd. $$			Finance	-583750	-26014.82	-1.91%	
211		Infosys Ltd. $$			Software	-3598800	-26274.84	-1.93%	
212		ITC Ltd. $$			Consumer Non Durables	-15578400	-30650.50	-2.26%	
213		Sun Pharmaceutical Industries Ltd. $$			Pharmaceuticals	-8488750	-31582.39	-2.32%	
214		Larsen & Toubro Ltd. $$			Construction Project	-2789250	-33017.75	-2.43%	
215		HDFC Bank Ltd. $$			Banks	-3214000	-37806.28	-2.78%	
216		State Bank Of India $$			Banks	-14949000	-45235.67	-3.33%	
217		Axis Bank Ltd. $$			Banks	-7029600	-48862.75	-3.60%	
218		HDFC Ltd. $$			Finance	-5174000	-112534.50	-8.28%	
219									
220		**Unlisted**					**Nil**	**Nil**	
221									
222		**Debt Instruments**					**95306.99**	**7.01%**	
223									
224		**Listed / Awaiting Listing On Stock Exchanges**					**95306.99**	**7.01%**	
225									
226		**Government Securities**					**50.11**	^	
227		State Government of Rajasthan	IN2920150397	8.21	SOV	50000	50.11	^	
228									
229		**Non-Convertible debentures / Bonds**					**95256.88**	**7.01%**	
230		LIC Housing Finance Ltd. **	INE115A07OO7	7.03	CRISIL AAA	1500	14967.47	1.10%	
231		HDFC Ltd. **	INE001A07RR5	8.51	CRISIL AAA	1300	13088.92	0.96%	
232		NABARD **	INE261F08907	6.98	CRISIL AAA	1050	10564.68	0.78%	
233		HDFC Bank Ltd. **	INE040A08377	8.85	CRISIL AA+	1000	10239.30	0.75%	
234		HDFC Ltd.	INE001A07RN4	8.7	CRISIL AAA	1000	10166.33	0.75%	
235		HDFC Ltd.	INE001A07QF2	7.78	CRISIL AAA	75	7509.73	0.55%	
236		LIC Housing Finance Ltd. **	INE115A07NQ4	8.8	CARE AAA	500	5086.22	0.37%	
237		HDFC Ltd. **	INE001A07RL8	8.8	CRISIL AAA	500	5035.93	0.37%	
238		Bharti Telecom Ltd.	INE403D08074	8.25	CRISIL AA+	500	5015.31	0.37%	
239		Power Finance Corporation Ltd. **	INE134E08IS1	7.05	CRISIL AAA	450	4512.38	0.33%	
240		HDFC Ltd.	INE001A07RC7	7.4	CRISIL AAA	40	4024.98	0.30%	
241		LIC Housing Finance Ltd. **	INE115A07HS2	8.67	CRISIL AAA	250	2523.88	0.19%	
242		Power Finance Corporation Ltd. **	INE134E08HP9	8.53	CRISIL AAA	250	2521.75	0.19%	
243									
244		**Privately Placed/unlisted**					**Nil**	**Nil**	
245									
246		**Securitized Debt Instruments**					**Nil**	**Nil**	
247									
248		**Term Deposits**					**183439.00**	**13.50%**	
249									
250		**Deposits (maturity not exceeding 91 days)**					**Nil**	**Nil**	
251									
252		**Deposits (Placed as Margin)**					**183439.00**	**13.50%**	
253		HDFC Bank Ltd. - 03 Mar 2020 (Duration - 368 Days)					15000.00	1.10%	
254		RBL Bank Ltd. - 19 Feb 2021 (Duration - 365 Days)					15000.00	1.10%	
255		RBL Bank Ltd. - 08 Sep 2020 (Duration - 365 Days)					12000.00	0.88%	
256		Canara Bank - 21 Jan 2021 (Duration - 366 Days)					10000.00	0.74%	
257		RBL Bank Ltd. - 20 Aug 2020 (Duration - 365 Days)					10000.00	0.74%	
258		Canara Bank - 15 Jan 2021 (Duration - 366 Days)					9500.00	0.70%	
259		RBL Bank Ltd. - 29 Sep 2020 (Duration - 365 Days)					8000.00	0.59%	
260		Canara Bank - 08 Jan 2021 (Duration - 365 Days)					7500.00	0.55%	
261		RBL Bank Ltd. - 05 Dec 2020 (Duration - 365 Days)					7500.00	0.55%	
262		The Federal Bank Ltd. - 25 Aug 2020 (Duration - 365 Days)					7000.00	0.52%	
263		The Federal Bank Ltd. - 25 May 2020 (Duration - 371 Days)					7000.00	0.52%	
264		Canara Bank - 24 Jan 2021 (Duration - 366 Days)					5000.00	0.37%	
265		RBL Bank Ltd. - 10 Jun 2020 (Duration - 365 Days)					5000.00	0.37%	
266		The Federal Bank Ltd. - 03 Jun 2020 (Duration - 371 Days)					5000.00	0.37%	
267		The Federal Bank Ltd. - 03 Nov 2020 (Duration - 365 Days)					5000.00	0.37%	
268		The Federal Bank Ltd. - 09 Oct 2020 (Duration - 364 Days)					5000.00	0.37%	
269		The Federal Bank Ltd. - 30 Sep 2020 (Duration - 365 Days)					5000.00	0.37%	
270		Axis Bank Ltd. - 01 Oct 2020 (Duration - 367 Days)					4950.00	0.36%	

271		Axis Bank Ltd. - 05 Oct 2020 (Duration - 392 Days)					4950.00	0.36%	
272		The Federal Bank Ltd. - 29 Sep 2020 (Duration - 365 Days)					4000.00	0.29%	
273		The Federal Bank Ltd. - 08 Sep 2020 (Duration - 365 Days)					3000.00	0.22%	
274		The Federal Bank Ltd. - 21 Aug 2020 (Duration - 364 Days)					3000.00	0.22%	
275		IDFC First Bank Ltd. - 12 Mar 2020 (Duration - 366 Days)					2500.00	0.18%	
276		The Federal Bank Ltd. - 02 Jul 2020 (Duration - 365 Days)					2500.00	0.18%	
277		The Federal Bank Ltd. - 25 Jun 2020 (Duration - 365 Days)					2500.00	0.18%	
278		The Federal Bank Ltd. - 18 Aug 2020 (Duration - 365 Days)					2000.00	0.15%	
279		HDFC Bank Ltd. - 16 Mar 2020 (Duration - 91 Days)					1575.00	0.12%	
280		Canara Bank - 16 Jan 2021 (Duration - 366 Days)					1500.00	0.11%	
281		RBL Bank Ltd. - 13 Aug 2020 (Duration - 365 Days)					1500.00	0.11%	
282		RBL Bank Ltd. - 15 Sep 2020 (Duration - 365 Days)					1500.00	0.11%	
283		RBL Bank Ltd. - 19 Sep 2020 (Duration - 365 Days)					1500.00	0.11%	
284		AU Small Finance Bank Ltd. - 08 Jan 2021 (Duration - 365 Days)					1000.00	0.07%	
285		RBL Bank Ltd. - 15 Jan 2021 (Duration - 365 Days)					1000.00	0.07%	
286		The Federal Bank Ltd. - 16 Sep 2020 (Duration - 365 Days)					1000.00	0.07%	
287		The Federal Bank Ltd. - 19 Sep 2020 (Duration - 365 Days)					1000.00	0.07%	
288		The Federal Bank Ltd. - 26 Jun 2020 (Duration - 365 Days)					1000.00	0.07%	
289		The Federal Bank Ltd. - 27 Jun 2020 (Duration - 365 Days)					1000.00	0.07%	
290		Axis Bank Ltd. - 15 Sep 2020 (Duration - 369 Days)					982.00	0.07%	
291		Axis Bank Ltd. - 18 Sep 2020 (Duration - 368 Days)					982.00	0.07%	
292									
293		**Money Market Instruments**					**128726.17**	**9.47%**	
294									
295		**CPs and CDs**					**111278.52**	**8.19%**	
296		IndusInd Bank Ltd. **	INE095A16B65		CRISIL A1+	25000	24299.08	1.79%	
297		Axis Bank Ltd. **	INE238A163R6		CRISIL A1+	25000	24227.53	1.78%	
298		Bank Of Baroda **	INE028A16BO0		ICRA A1+	17500	17261.79	1.27%	
299		HDFC Ltd. **	INE001A14VK8		CRISIL A1+	2000	9867.48	0.73%	
300		Axis Bank Ltd. **	INE238A165S9		CRISIL A1+	10000	9818.43	0.72%	
301		Axis Bank Ltd. **	INE238A160S0		CRISIL A1+	10000	9579.58	0.70%	
302		LIC Housing Finance Ltd. **	INE115A14CK6		CRISIL A1+	1400	6630.95	0.49%	
303		Axis Bank Ltd. **	INE238A165Q3		CRISIL A1+	5000	4867.96	0.36%	
304		HDFC Ltd. **	INE001A14WH2		CRISIL A1+	1000	4725.72	0.35%	
305									
306		**Treasury Bills**					**17447.65**	**1.28%**	
307		48 Days CMB	IN002019U082		SOV	15000000	14954.27	1.10%	
308		364 Days Treasury Bills	IN002018Z513		SOV	2500000	2493.38	0.18%	
309									
310		**TREPS**					**45653.83**	**3.36%**	
311									
312		**Units of Real Estate Investment Trust (REITs)**					**Nil**	**Nil**	
313									
314		**Others**					**9053.37**	**0.67%**	
315		Cash Margin - Derivatives					9053.37	0.67%	
316									
317		**Net Current Assets**					**16765.86**	**1.23%**	
318		**Total Net Assets**					**1359115.48**	**100.00%**	
319									
320									
321		Non-Convertible debentures / Bonds & Zero Coupon Bonds / Deep Discount Bonds are considered as Traded based on the information provided by external agencies.							
322		** Non Traded / Illiquid Securities.							
323		$$ - Derivatives.							
324		^ Value Less than 0.01% of NAV in absolute terms.							
325		Net Current Assets includes the adjustment amount for disclosures of derivatives at exposure values.							
326		For the Instrument/security whose final ISIN is yet to be assigned, disclosure of ISIN has been made as per the details provided by external agencies.							

	Infosys Ltd.	INE009A01021		Software	61508	450.05	2.94%
	ICICI Bank Ltd.	INE090A01021		Banks	70000	348.08	2.27%
	HDFC Bank Ltd.	INE040A01034		Banks	28648	337.37	2.20%
	State Bank Of India	INE062A01020		Banks	90000	272.70	1.78%
	NTPC Ltd.	INE733E01010		Power	247698	263.92	1.72%
	Shree Cements Ltd.	INE070A01015		Cement	1100	249.38	1.63%
	Maruti Suzuki India Ltd.	INE585B01010		Auto	3794	238.38	1.55%
	Axis Bank Ltd.	INE238A01034		Banks	25377	176.95	1.15%
	Cipla Ltd.	INE059A01026		Pharmaceuticals	41412	166.52	1.09%
	Ambuja Cements Ltd.	INE079A01024		Cement	79931	163.90	1.07%
	Larsen & Toubro Ltd.	INE018A01030		Construction Project	13407	159.21	1.04%
	Asian Paints Ltd.	INE021A01026		Consumer Non Durables	7295	131.16	0.86%
	ITC Ltd.	INE154A01025		Consumer Non Durables	57724	114.03	0.74%
	Coal India Ltd.	INE522F01014		Minerals/Mining	61435	103.46	0.67%
	Hindustan Unilever Ltd.	INE030A01027		Consumer Non Durables	4258	92.60	0.60%
	HCL Technologies Ltd.	INE860A01027		Software	15710	83.95	0.55%
	Sun Pharmaceutical Industries Ltd.	INE044A01036		Pharmaceuticals	20000	74.58	0.49%
	State Government of Punjab	IN2820100054	8.34	SOV	168700	171.51	1.12%
	State Government of Haryana	IN1620090051	8.54	SOV	70000	70.06	0.46%
	LIC Housing Finance Ltd. **	INE115A07HS2	8.67	CRISIL AAA	220	2221.01	14.49%
	HPCL - Mittal Pipelines Ltd. **	INE803N07027	4	ICRA AA+	100	1750.00	11.41%
	Rural Electrification Corporation Ltd. **	INE020B08AE5	7.13	CRISIL AAA	100	1005.70	6.56%
	HDFC Ltd. **	INE001A07NW4	8.7	CRISIL AAA	195	979.95	6.39%
	NABARD **	INE261F08527	8.37	CRISIL AAA	87	875.95	5.71%
	Bajaj Finance Ltd. **	INE296A07PQ7	7.77	CRISIL AAA	65	653.09	4.26%
	Power Finance Corporation Ltd. **	INE134E08HQ7	8.45	CRISIL AAA	50	504.74	3.29%
	Power Finance Corporation Ltd. **	INE134E08IW3	7.5	CRISIL AAA	49	493.79	3.22%
	HDFC Ltd. **	INE001A07QQ9	7.5	CRISIL AAA	4	401.49	2.62%
	Rural Electrification Corporation Ltd. **	INE020B08948	8.37	CRISIL AAA	20	202.05	1.32%
	Power Finance Corporation Ltd. **	INE134E08HP9	8.53	CRISIL AAA	15	151.30	0.99%
	Housing and Urban Development Corporation Ltd. **	INE031A08533	7.05	ICRA AAA	4	40.18	0.26%
	Bajaj Finance Ltd. **	INE296A07MZ5		CRISIL AAA	30	386.29	2.52%
	CLP Wind Farms (India) Pvt. Ltd. **	INE336K07032	9.15	FITCH AA	10	1002.29	6.54%
	Tata Motors Ltd. **	INE155A07219	9.95	ICRA AA-	16	160.01	1.04%
	IndusInd Bank Ltd. **	INE095A16B57		CRISIL A1+	330	322.27	2.10%
	Non-Convertible debentures / Bonds & Zero Coupon Bonds / Deep Discount Bonds are considered as Traded based on the information provided by external agencies.						

	A	B	C	D	E	F	G	H	I
85		** Non Traded / Illiquid Securities.							
86		Net Current Assets is adjusted to the extent of Short Derivatives Positions, if any.							
87		For the Instrument/security whose final ISIN is yet to be assigned, disclosure of ISIN has been made as per the details provided by external agencies.							

	B	C	D	E	F	G	H
1	A A A			E			
2	A A A E Q	%	)(%)	- %			
3	1 ((						
4	A A F	A AF		A	I	E N &D	F
5	A					),) &9,	).&(
6							
7	D 9 D G					),) &9,	).&(
8	ICICI Bank Ltd.	INE090A01021		Banks	32000	159.12	1.81%
9	Axis Bank Ltd.	INE238A01034		Banks	21977	153.25	1.74%
10	Larsen & Toubro Ltd.	INE018A01030		Construction Project	11081	131.59	1.50%
11	NTPC Ltd.	INE733E01010		Power	122716	130.75	1.49%
12	Ambuja Cements Ltd.	INE079A01024		Cement	53007	108.69	1.24%
13	Cipla Ltd.	INE059A01026		Pharmaceuticals	25345	101.91	1.16%
14	Maruti Suzuki India Ltd.	INE585B01010		Auto	1483	93.18	1.06%
15	Bharti Airtel Ltd.	INE397D01024		Telecom - Services	12779	66.90	0.76%
16	ITC Ltd.	INE154A01025		Consumer Non Durables	33117	65.42	0.74%
17	HDFC Bank Ltd.	INE040A01034		Banks	5488	64.63	0.74%
18	Power Grid Corporation Of India Ltd.	INE752E01010		Power	34010	61.73	0.70%
19	Coal India Ltd.	INE522F01014		Minerals/Mining	36308	61.14	0.70%
20	State Bank Of India	INE062A01020		Banks	18000	54.54	0.62%
21	Asian Paints Ltd.	INE021A01026		Consumer Non Durables	2827	50.83	0.58%
22	Kotak Mahindra Bank Ltd.	INE237A01028		Banks	2663	43.15	0.49%
23	Tata Consultancy Services Ltd.	INE467B01029		Software	1772	35.44	0.40%
24	HCL Technologies Ltd.	INE860A01027		Software	5778	30.87	0.35%
25							
26	M					F	F
27							
28	A					. &-	&9
29							
30	D 9 D G					-(.)&-	- &
31							
32						- &9	&
33	State Government of Andhra Pradesh	IN1020160363	6.99	SOV	250000	252.48	2.87%
34							
35	F %					, 1,&(	, &,
36	Power Grid Corporation Of India Ltd. **	INE752E07NJ1	8.32	CRISIL AAA	70	713.09	8.11%
37	Power Finance Corporation Ltd.	INE134E08HV7	8.36	CRISIL AAA	70	707.12	8.04%
38	Reliance Jio Infocomm Ltd. **	INE110L08029	8.95	CRISIL AAA(CE)	50	507.19	5.77%
39	LIC Housing Finance Ltd. **	INE115A07IO9	8.5	CRISIL AAA	48	487.16	5.54%
40	Patel KNR Heavy Infrastructures Ltd. **	INE555J07153	10.3	CARE AA+	445	449.99	5.12%
41	Kotak Mahindra Prime Ltd. **	INE916DA7PD6	7.4805	CRISIL AAA	33	331.02	3.76%
42	Rural Electrification Corporation Ltd. **	INE020B08948	8.37	CRISIL AAA	30	303.07	3.45%
43	LIC Housing Finance Ltd. **	INE115A07NK7	9.1106	CRISIL AAA	30	302.18	3.44%
44	Housing and Urban Development Corporation Ltd. **	INE031A08541	7.14	ICRA AAA	23	231.82	2.64%
45	Nuvoco Vistas Corporation Ltd. **	INE548V07039	8.57	CRISIL AA	10	100.68	1.15%
46	HDFC Ltd. **	INE001A07QQ9	7.5	CRISIL AAA	1	100.37	1.14%
47	Power Finance Corporation Ltd. **	INE134E08HF0	8.38	CRISIL AAA	4	40.16	0.46%
48	LIC Housing Finance Ltd. **	INE115A07HS2	8.67	CRISIL AAA	1	10.10	0.11%
49	NABARD **	INE261F08527	8.37	CRISIL AAA	1	10.07	0.11%
50							
51						-)-&-	-&.
52	Bajaj Finance Ltd. **	INE296A07MZ5		CRISIL AAA	40	515.05	5.86%
53							
54						)))&(	(&)
55							
56	F %					)))&(	(&)
57	Inox Air Products Ltd. **	INE321A07134	10.85	CRISIL AA	60	608.97	6.93%
58	Afcons Infrastructure Ltd. **	INE101I08040	9.87	ICRA AA	60	601.45	6.84%
59	CLP Wind Farms (India) Pvt. Ltd. **	INE336K07032	9.15	FITCH AA	6	601.38	6.84%
60							
61						F	F
62							
63	A					F	F
64							
65	L					F	F
66							
67	1)					F	F
68							
69	E					F	F
70							
71	E E A					F	F
72							
73						F	F
74							
75	L					F	F
76							
77	L					,(-&(	,&
78							
79	M A L AL					F	F
80							
81	F 9					)((&	)&9,
82	L F 9					1 &)	)((&(
83							
84							

	A	B	C	D	E	F	G	H	I
85		Non-Convertible debentures / Bonds & Zero Coupon Bonds / Deep Discount Bonds are considered as Traded based on the information provided by external agencies.							
86		** Non Traded / Illiquid Securities.							
87		Net Current Assets is adjusted to the extent of Short Derivatives Positions, if any.							
88		For the Instrument/security whose final ISIN is yet to be assigned, disclosure of ISIN has been made as per the details provided by external agencies.							
89		Debt instruments having structured obligations or credit enhancement features have been denoted with suffix as (SO) or (CE) respectively against the ratings of the instrument							

	B	C	D	E	F	G	H
1	A A A E						
2	A A A E Q	%	)) % 9),				
3	1 ((						
4	A A F	A AF		A	I	E N 8D	F
5	A					)1 1&-	) &(
6							
7	D 9 D G					)1 1&-	) &(
8	ICICI Bank Ltd.	INE090A01021		Banks	58000	288.41	1.89%
9	HDFC Bank Ltd.	INE040A01034		Banks	15972	188.09	1.23%
10	Infosys Ltd.	INE009A01021		Software	24751	181.10	1.19%
11	Ambuja Cements Ltd.	INE079A01024		Cement	75000	153.79	1.01%
12	State Bank Of India	INE062A01020		Banks	44000	133.32	0.87%
13	Maruti Suzuki India Ltd.	INE585B01010		Auto	2048	128.68	0.84%
14	Hindustan Unilever Ltd.	INE030A01027		Consumer Non Durables	5485	119.29	0.78%
15	Axis Bank Ltd.	INE238A01034		Banks	15909	110.93	0.73%
16	Motherson Sumi Systems Ltd.	INE775A01035		Auto Ancillaries	91476	94.81	0.62%
17	Bharti Airtel Ltd.	INE397D01024		Telecom - Services	17619	92.24	0.60%
18	Coal India Ltd.	INE522F01014		Minerals/Mining	51901	87.40	0.57%
19	Asian Paints Ltd.	INE021A01026		Consumer Non Durables	4636	83.35	0.55%
20	Sun Pharmaceutical Industries Ltd.	INE044A01036		Pharmaceuticals	16146	60.21	0.39%
21	Cipla Ltd.	INE059A01026		Pharmaceuticals	13636	54.83	0.36%
22	NTPC Ltd.	INE733E01010		Power	47530	50.64	0.33%
23	Tata Consultancy Services Ltd.	INE467B01029		Software	2508	50.16	0.33%
24	ITC Ltd.	INE154A01025		Consumer Non Durables	23772	46.96	0.31%
25	Larsen & Toubro Ltd.	INE018A01030		Construction Project	1325	15.74	0.10%
26							
27	M					F	F
28							
29	A					))1 ,&,	8)
30							
31	D 9 D G					1- 1&(	. &
32							
33						-),&	&
34	State Government of Uttar Pradesh	IN3320160044	8.03	SOV	200000	201.15	1.32%
35	State Government of West Bengal	IN3420100015	8.58	SOV	200000	200.72	1.31%
36	State Government of Rajasthan	IN2920160065	8.01	SOV	112000	112.80	0.74%
37							
38	F %					))&(	, &)
39	Tata Capital Financial Services Ltd. **	INE306N07IM1	8.25	CRISIL AAA	140	1406.09	9.21%
40	NABARD **	INE261F08527	8.37	CRISIL AAA	137	1379.36	9.03%
41	Crompton Greaves Consumer Electricals Ltd. **	INE299U07023	8.95	CRISIL AA+	100	1002.68	6.56%
42	HDFC Ltd. **	INE001A07NU8	8.49	CRISIL AAA	170	852.94	5.58%
43	LIC Housing Finance Ltd. **	INE115A07KI7	7.79	CRISIL AAA	80	802.89	5.26%
44	Power Finance Corporation Ltd. **	INE134E08HF0	8.38	CRISIL AAA	55	552.24	3.62%
45	Patel KNR Heavy Infrastructures Ltd. **	INE555J07146	10.05	CARE AA+	400	400.80	2.62%
46	Housing and Urban Development Corporation Ltd. **	INE031A08582	7.7	ICRA AAA	22	220.22	1.44%
47	HDFC Ltd. **	INE001A07QL0	11.5	CRISIL AAA	2	202.93	1.33%
48	LIC Housing Finance Ltd. **	INE115A07LN5	7.78	CRISIL AAA	20	200.75	1.31%
49	Power Grid Corporation Of India Ltd. **	INE752E07NM5	8.13	CRISIL AAA	14	140.44	0.92%
50	Power Finance Corporation Ltd. **	INE134E08CX4	8.7	CRISIL AAA	5	50.26	0.33%
51							
52						) . &	) &(
53	Bajaj Finance Ltd. **	INE296A07LV6		FITCH AAA	140	1863.23	12.20%
54							
55						,,&,	)-&-
56							
57	F %					,,&,	)-&-
58	Afcons Infrastructure Ltd. **	INE101I08040	9.87	ICRA AA	100	1002.42	6.56%
59	CLP Wind Farms (India) Pvt. Ltd. **	INE336K07032	9.15	FITCH AA	10	1002.29	6.56%
60	Tata Sons Ltd. **	INE895D08766	7.9	CRISIL AAA	34	340.03	2.23%
61							
62						F	F
63							
64	A					F	F
65							
66	L					F	F
67							
68	1)					F	F
69							
70	E					F	F
71							
72	E E A					F	F
73							
74						F	F
75							
76	L					F	F
77							
78	L					111&	.&-
79							
80	M A L AL					F	F
81							
82	F 9					,((&-	&
83	L F 9					)- ,&	)((&(
84							

	A	B	C	D	E	F	G	H	I
85									
86		Non-Convertible debentures / Bonds & Zero Coupon Bonds / Deep Discount Bonds are considered as Traded based on the information provided by external agencies.							
87		** Non Traded / Illiquid Securities.							
88		Net Current Assets is adjusted to the extent of Short Derivatives Positions, if any.							
89		For the Instrument/security whose final ISIN is yet to be assigned, disclosure of ISIN has been made as per the details provided by external agencies.							

	A	B	C	D	E	F	G	H	I
1		A A A E							
2		A A A E Q %)) %) 1,							
3		1 ((							
4		A A F	A AF		A	I	E N &D	F	
5		A					) 1&	)-&	
6									
7		D 9 D G					) 1&	)-&	
8		Hindustan Unilever Ltd.	INE030A01027		Consumer Non Durables	14355	312.19	2.62%	
9		ICICI Bank Ltd.	INE090A01021		Banks	45000	223.76	1.88%	
10		Infosys Ltd.	INE009A01021		Software	30384	222.32	1.86%	
11		HDFC Bank Ltd.	INE040A01034		Banks	13924	163.98	1.37%	
12		Motherson Sumi Systems Ltd.	INE775A01035		Auto Ancillaries	144195	149.46	1.25%	
13		Maruti Suzuki India Ltd.	INE585B01010		Auto	1932	121.39	1.02%	
14		Bharti Airtel Ltd.	INE397D01024		Telecom - Services	16616	86.98	0.73%	
15		Axis Bank Ltd.	INE238A01034		Banks	12198	85.06	0.71%	
16		ITC Ltd.	INE154A01025		Consumer Non Durables	41515	82.01	0.69%	
17		Coal India Ltd.	INE522F01014		Minerals/Mining	44822	75.48	0.63%	
18		Asian Paints Ltd.	INE021A01026		Consumer Non Durables	3478	62.53	0.52%	
19		Sun Pharmaceutical Industries Ltd.	INE044A01036		Pharmaceuticals	15000	55.94	0.47%	
20		NTPC Ltd.	INE733E01010		Power	40976	43.66	0.37%	
21		Tata Consultancy Services Ltd.	INE467B01029		Software	2145	42.90	0.36%	
22		State Bank Of India	INE062A01020		Banks	14000	42.42	0.36%	
23		HCL Technologies Ltd.	INE860A01027		Software	7736	41.34	0.35%	
24		Larsen & Toubro Ltd.	INE018A01030		Construction Project	1482	17.60	0.15%	
25									
26		M					F	F	
27									
28		A					1(,&	.&-	
29									
30		D 9 D G					) &	. &1	
31									
32							))&	)&	
33		State Government of Uttar Pradesh	IN3320160044	8.03	SOV	180000	181.03	1.52%	
34									
35		F %					-(-.&-	, &	
36		Tata Motors Ltd. **	INE155A08068	9.7	ICRA AA-	100	1008.26	8.45%	
37		NABARD **	INE261F08527	8.37	CRISIL AAA	100	1006.83	8.44%	
38		Power Finance Corporation Ltd. **	INE134E08HF0	8.38	CRISIL AAA	98	984.00	8.25%	
39		HDFC Ltd. **	INE001A07NU8	8.49	CRISIL AAA	150	752.59	6.31%	
40		Kotak Mahindra Prime Ltd. **	INE916DA7PD6	7.4805	CRISIL AAA	32	320.99	2.69%	
41		Small Industries Development Bank Of India **	INE556F08IV6	7.25	CARE AAA	25	250.64	2.10%	
42		Power Grid Corporation Of India Ltd. **	INE752E07MM7	8.4	CRISIL AAA	20	201.13	1.69%	
43		LIC Housing Finance Ltd. **	INE115A07LN5	7.78	CRISIL AAA	20	200.75	1.68%	
44		LIC Housing Finance Ltd. **	INE115A07KI7	7.79	CRISIL AAA	20	200.72	1.68%	
45		Power Finance Corporation Ltd. **	INE134E08IZ6	7.46	CRISIL AAA	10	100.38	0.84%	
46		Indian Railway Finance Corporation Ltd. **	INE053F09HI1	8.5	CRISIL AAA	3	30.26	0.25%	
47									
48							1 ,&1	,&1	
49		Bajaj Finance Ltd. **	INE296A07MT8		FITCH AAA	114	1486.31	12.46%	
50		Sundaram Home Finance Ltd. **	INE667F07GI4		ICRA AA+	110	1448.38	12.14%	
51									
52							1(&.	&.	
53									
54		F %					1(&.	&.	
55		CLP Wind Farms (India) Pvt. Ltd. **	INE336K07032	9.15	FITCH AA	9	902.06	7.56%	
56									
57							F	F	
58									
59		A					F	F	
60									
61		L					F	F	
62									
63		1)					F	F	
64									
65		E					F	F	
66									
67		E E A					F	F	
68									
69							F	F	
70									
71		L					F	F	
72									
73		L					()&1	.&	
74									
75		M A L AL					F	F	
76									
77		F 9					&	)&)	
78		L F 9					))1 &)	)((&(	
79									
80									
81		Non-Convertible debentures / Bonds & Zero Coupon Bonds / Deep Discount Bonds are considered as Traded based on the information provided by external agencies.							
82		** Non Traded / Illiquid Securities.							

	A	B	C	D	E	F	G	H	I
83		Net Current Assets is adjusted to the extent of Short Derivatives Positions, if any.							
84		For the Instrument/security whose final ISIN is yet to be assigned, disclosure of ISIN has been made as per the details provided by external agencies.							

	A	B	C	D	E	F	G	H	I
1		A A A E							
2		A A A E Q %)) % %)							
3		1 ((							
4		A A F	A AF		A	I	E N &D	F	
5		A					. &-	) &	
6									
7		D 9 D G					. &-	) &	
8		Infosys Ltd.	INE009A01021		Software	14172	103.70	2.15%	
9		HDFC Bank Ltd.	INE040A01034		Banks	5960	70.19	1.45%	
10		Motherson Sumi Systems Ltd.	INE775A01035		Auto Ancillaries	60252	62.45	1.29%	
11		Larsen & Toubro Ltd.	INE018A01030		Construction Project	4869	57.82	1.20%	
12		ICICI Bank Ltd.	INE090A01021		Banks	11000	54.70	1.13%	
13		Maruti Suzuki India Ltd.	INE585B01010		Auto	675	42.41	0.88%	
14		Hindustan Unilever Ltd.	INE030A01027		Consumer Non Durables	1802	39.19	0.81%	
15		Bharti Airtel Ltd.	INE397D01024		Telecom - Services	5806	30.39	0.63%	
16		Axis Bank Ltd.	INE238A01034		Banks	4188	29.20	0.60%	
17		Sun Pharmaceutical Industries Ltd.	INE044A01036		Pharmaceuticals	7000	26.10	0.54%	
18		Asian Paints Ltd.	INE021A01026		Consumer Non Durables	1227	22.06	0.46%	
19		State Bank Of India	INE062A01020		Banks	7000	21.21	0.44%	
20		Coal India Ltd.	INE522F01014		Minerals/Mining	10815	18.21	0.38%	
21		NTPC Ltd.	INE733E01010		Power	15271	16.27	0.34%	
22		Tata Consultancy Services Ltd.	INE467B01029		Software	796	15.92	0.33%	
23		ITC Ltd.	INE154A01025		Consumer Non Durables	7486	14.79	0.31%	
24		HCL Technologies Ltd.	INE860A01027		Software	2646	14.14	0.29%	
25									
26		M					F	F	
27									
28		A					)&-	&	
29									
30		D 9 D G					, (&.	(&,	
31									
32							)(1&	&.	
33		State Government of Tamil Nadu	IN3120100026	8.16	SOV	980000	989.26	20.49%	
34		State Government of West Bengal	IN3420100015	8.58	SOV	100000	100.36	2.08%	
35									
36		F %					) &1	,-&1	
37		Power Finance Corporation Ltd. **	INE134E08HP9	8.53	CRISIL AAA	45	453.91	9.40%	
38		LIC Housing Finance Ltd. **	INE115A07HR4	8.6	CRISIL AAA	45	453.53	9.39%	
39		NABARD **	INE261F08527	8.37	CRISIL AAA	45	453.08	9.38%	
40		Rural Electrification Corporation Ltd. **	INE020B08823	8.87	CRISIL AAA	30	300.18	6.22%	
41		Small Industries Development Bank Of India **	INE556F08IV6	7.25	CARE AAA	25	250.64	5.19%	
42		Bajaj Finance Ltd. **	INE296A07PZ8	7.62	CRISIL AAA	17	170.61	3.53%	
43		Tata Capital Financial Services Ltd. **	INE306N07IM1	8.25	CRISIL AAA	10	100.44	2.08%	
44									
45							), &-	&	
46		HDB Financial Services Ltd. **	INE756I07BF6		CRISIL AAA	12	148.95	3.08%	
47									
48							((&1	.&	
49									
50		F %					((&1	.&	
51		CLP Wind Farms (India) Pvt. Ltd. **	INE336K07032	9.15	FITCH AA	3	300.69	6.23%	
52									
53							F	F	
54									
55		A					F	F	
56									
57		L					F	F	
58									
59		1)					F	F	
60									
61		E					F	F	
62									
63		E E A					1 &)	.&	
64									
65							1 &)	.&	
66		IndusInd Bank Ltd. **	INE095A16B57		CRISIL A1+	200	195.32	4.04%	
67		Small Industries Development Bank Of India **	INE556F16705		CRISIL A1+	100	97.79	2.03%	
68									
69		L					F	F	
70									
71		L					..&1	)&	
72									
73		M A L AL					F	F	
74									
75		F 9					)(1&	&.	
76		L F 9					, &	)((&(	
77									
78									
79		Non-Convertible debentures / Bonds & Zero Coupon Bonds / Deep Discount Bonds are considered as Traded based on the information provided by external agencies.							
80		** Non Traded / Illiquid Securities.							
81		Net Current Assets is adjusted to the extent of Short Derivatives Positions, if any.							
82		For the Instrument/security whose final ISIN is yet to be assigned, disclosure of ISIN has been made as per the details provided by external agencies.							

	Hindustan Unilever Ltd.	INE030A01027		Consumer Non Durables	3341	72.66	2.14%
	Motherson Sumi Systems Ltd.	INE775A01035		Auto Ancillaries	45198	46.85	1.38%
	Larsen & Toubro Ltd.	INE018A01030		Construction Project	3594	42.68	1.26%
	ICICI Bank Ltd.	INE090A01021		Banks	8000	39.78	1.17%
	HDFC Bank Ltd.	INE040A01034		Banks	2986	35.16	1.03%
	Axis Bank Ltd.	INE238A01034		Banks	4326	30.17	0.89%
	Maruti Suzuki India Ltd.	INE585B01010		Auto	405	25.45	0.75%
	Bharti Airtel Ltd.	INE397D01024		Telecom - Services	3488	18.26	0.54%
	Coal India Ltd.	INE522F01014		Minerals/Mining	9470	15.95	0.47%
	Asian Paints Ltd.	INE021A01026		Consumer Non Durables	768	13.81	0.41%
	ITC Ltd.	INE154A01025		Consumer Non Durables	4756	9.40	0.28%
	NTPC Ltd.	INE733E01010		Power	8692	9.26	0.27%
	Tata Consultancy Services Ltd.	INE467B01029		Software	457	9.14	0.27%
	HCL Technologies Ltd.	INE860A01027		Software	1690	9.03	0.27%
	State Bank Of India	INE062A01020		Banks	2500	7.58	0.22%
	State Government of Uttar Pradesh	IN3320160044	8.03	SOV	700000	704.02	20.71%
	State Government of West Bengal	IN3420100015	8.58	SOV	200000	200.72	5.90%
	NABARD **	INE261F08527	8.37	CRISIL AAA	30	302.05	8.88%
	Power Finance Corporation Ltd. **	INE134E08HF0	8.38	CRISIL AAA	30	301.22	8.86%
	LIC Housing Finance Ltd. **	INE115A07HR4	8.6	CRISIL AAA	20	201.57	5.93%
	Rural Electrification Corporation Ltd. **	INE020B08823	8.87	CRISIL AAA	15	150.09	4.41%
	HDFC Ltd. **	INE001A07NW4	8.7	CRISIL AAA	29	145.74	4.29%
	Power Grid Corporation Of India Ltd. **	INE752E07MM7	8.4	CRISIL AAA	10	100.57	2.96%
	Bajaj Finance Ltd. **	INE296A07PZ8	7.62	CRISIL AAA	10	100.36	2.95%
	LIC Housing Finance Ltd. **	INE115A07LR6	7.74	CRISIL AAA	10	100.34	2.95%
	HDB Financial Services Ltd. **	INE756I07BF6		CRISIL AAA	14	173.78	5.11%
	Tata Motors Ltd. **	INE155A07219	9.95	ICRA AA-	24	240.02	7.06%
	IndusInd Bank Ltd. **	INE095A16B57		CRISIL A1+	150	146.49	4.31%
	Non-Convertible debentures / Bonds & Zero Coupon Bonds / Deep Discount Bonds are considered as Traded based on the information provided by external agencies.						
	** Non Traded / Illiquid Securities.						
	Net Current Assets is adjusted to the extent of Short Derivatives Positions, if any.						
	For the Instrument/security whose final ISIN is yet to be assigned, disclosure of ISIN has been made as per the details provided by external agencies.						

A A A E

A A A E Q), % 9)

1 ((

A A F	A AF		A	I	E N 8D	F
A					, - - &	))8)
D 9 D G					, - - &	))8)
HDFC Bank Ltd.	INE040A01034		Banks	9242	108.84	2.66%
Asian Paints Ltd.	INE021A01026		Consumer Non Durables	4895	88.01	2.15%
NTPC Ltd.	INE733E01010		Power	42455	45.24	1.11%
ICICI Bank Ltd.	INE090A01021		Banks	9000	44.75	1.09%
ITC Ltd.	INE154A01025		Consumer Non Durables	21023	41.53	1.01%
Maruti Suzuki India Ltd.	INE585B01010		Auto	473	29.72	0.73%
Axis Bank Ltd.	INE238A01034		Banks	3482	24.28	0.59%
Bharti Airtel Ltd.	INE397D01024		Telecom - Services	4092	21.42	0.52%
Coal India Ltd.	INE522F01014		Minerals/Mining	12145	20.45	0.50%
State Bank Of India	INE062A01020		Banks	6500	19.70	0.48%
Tata Consultancy Services Ltd.	INE467B01029		Software	587	11.74	0.29%
M					F	F
A					, 1 . &	- &
D 9 D G					((& -	& 1
					) &	, , & 1
State Government of Rajasthan	IN2920160073	8.15	SOV	1440000	1480.09	36.16%
State Government of Punjab	IN2820100054	8.34	SOV	130000	132.17	3.23%
State Government of Kerala	IN2020100037	8.5	SOV	120000	123.22	3.01%
State Government of Maharashtra	IN2220100092	8.46	SOV	50000	51.45	1.26%
State Government of Andhra Pradesh	IN1020160363	6.99	SOV	50000	50.50	1.23%
F %					, - &	))8)
LIC Housing Finance Ltd. **	INE115A07JK5	8.37	CRISIL AAA	40	406.65	9.94%
Rural Electrification Corporation Ltd. **	INE020B08AS5	7.7	CRISIL AAA	5	50.68	1.24%
					- & 1	) &
Kotak Mahindra Prime Ltd. **	INE916DA7PO3		CRISIL AAA	40	368.48	9.00%
Bajaj Housing Finance Ltd. **	INE377Y07037		CRISIL AAA	30	356.81	8.72%
					, . &	))&
F %					F	F
					, . &	))&
Tata Sons Ltd. **	INE895D08907		CRISIL AAA	40	476.03	11.63%
A					F	F
L					F	F
1)					F	F
E					F	F
E E A					F	F
					F	F
L					F	F
L					))1 &	&
M A L AL					F	F
F 9					) & -	(& ,
L F 9					, (1 &	)((& (

Non-Convertible debentures / Bonds & Zero Coupon Bonds / Deep Discount Bonds are considered as Traded based on the information provided by external agencies.

** Non Traded / Illiquid Securities.

Net Current Assets is adjusted to the extent of Short Derivatives Positions, if any.

For the Instrument/security whose final ISIN is yet to be assigned, disclosure of ISIN has been made as per the details provided by external agencies.

tr ufs 4Nxxz w4Nsxywzr sySfr	N NS	tzuts	Nsi zxyw4Wfynsl	Vzfsyny	utxzw4Rfwp y fqz -Wk3Qfpm		yt Sf
I gyNsxywzr syx					5	368	37
Qnxy i 4F fnynsl Qnxynsl Ts ythp hmfsl x					69	39	93
Lt vsr sy hzwyn x					6775	37	683 8
Government Securities	IN0020190065	7.57	SOV	111100000	119461.05		13.34%
Government Securities	IN0020089028	7	SOV	1500000	1539.09		0.17%
Government Securities	IN0020079045	8.35	SOV	1000000	1076.76		0.12%
State Government of Tamil Nadu	IN3120161325	7.67	SOV	10000	10.39		^
Sts2 ts wnqq j g syzwx 4 Gtsi x					9 8	3	638
ICICI Bank Ltd. **	INE090A08UB4	9.15	ICRA AA+	3983	41229.15		4.60%
HDFC Bank Ltd. **	INE040A08377	8.85	CRISIL AA+	3650	37373.45		4.17%
Axis Bank Ltd. **	INE238A08427	8.75	CRISIL AA+	3299	33445.13		3.73%
Power Finance Corporation Ltd.	INE134E08JW1	8.18	CRISIL AAA	2500	25731.60		2.87%
National Highways Authority of India	INE906B07HH5	7.7	CRISIL AAA	2300	23815.99		2.66%
State Bank Of India **	INE062A08207	7.99	CRISIL AAA	2100	21925.53		2.45%
State Bank Of India **	INE062A08124	9	CRISIL AA+	1740	17739.93		1.98%
NABARD **	INE261F08BE4	8.62	CRISIL AAA	1447	16038.17		1.79%
NABARD **	INE261F08AT4	8.5	CRISIL AAA	1500	15814.05		1.77%
Small Industries Development Bank Of India **	INE556F08JL5	7.89	CARE AAA	1400	14274.60		1.59%
Axis Bank Ltd. **	INE238A08443	8.75	CRISIL AA+	1349	13676.04		1.53%
Power Finance Corporation Ltd. **	INE134E08IE1	8.03	CRISIL AAA	1000	10395.64		1.16%
Rural Electrification Corporation Ltd. **	INE020B08BM6	8.35	CRISIL AAA	1000	10308.31		1.15%
Power Finance Corporation Ltd.	INE134E08KG2	7.35	CRISIL AAA	1000	10136.70		1.13%
Rural Electrification Corporation Ltd. **	INE020B08AN6	6.99	CRISIL AAA	900	9055.54		1.01%
Rural Electrification Corporation Ltd. **	INE020B08BH6	8.37	CRISIL AAA	800	8511.98		0.95%
NTPC Ltd.	INE733E07KK5	7.93	CRISIL AAA	800	8278.82		0.92%
Rural Electrification Corporation Ltd. **	INE020B08BR5	8.5	CRISIL AAA	750	7747.78		0.87%
NABARD **	INE261F08BI5	7.9	CRISIL AAA	750	7717.81		0.86%
Housing and Urban Development Corporation Ltd. **	INE031A08681	8.58	ICRA AAA	700	7687.51		0.86%
National Highways Authority of India **	INE906B07HG7	7.49	CRISIL AAA	750	7647.19		0.85%
Export-Import Bank Of India **	INE514E08FL5	8.6	CRISIL AA+	750	7608.92		0.85%
Rural Electrification Corporation Ltd. **	INE020B08CF8	7.4	CRISIL AAA	750	7602.04		0.85%
LIC Housing Finance Ltd. **	INE115A07OQ2	7.45	CRISIL AAA	750	7528.85		0.84%
State Bank Of India **	INE062A08173	9.56	CRISIL AA+	710	7516.34		0.84%
National Highways Authority of India	INE906B07GP0	8.27	CRISIL AAA	650	6939.08		0.77%
Mahanagar Telephone Nigam Ltd. **	INE153A08048	8.24	CRISIL AAA(CE)	600	6294.19		0.70%
Rural Electrification Corporation Ltd. **	INE020B08997	7.24	CRISIL AAA	600	6066.60		0.68%
Housing and Urban Development Corporation Ltd. **	INE031A08699	8.41	ICRA AAA	550	5982.08		0.67%
Power Finance Corporation Ltd. **	INE134E08KH0	7.42	CRISIL AAA	550	5603.28		0.63%
State Bank Of India **	INE062A08132	8.75	CRISIL AA+	550	5591.95		0.62%
Indian Railway Finance Corporation Ltd. **	INE053F07BD9	8.3	CRISIL AAA	500	5357.19		0.60%
Power Finance Corporation Ltd. **	INE134E08IH4	7.5	CRISIL AAA	520	5273.17		0.59%
Power Finance Corporation Ltd. **	INE134E08JI0	7.74	CRISIL AAA	500	5104.20		0.57%
LIC Housing Finance Ltd. **	INE115A07OA6	8.2534	CRISIL AAA	500	5094.58		0.57%
Small Industries Development Bank Of India **	INE556F08JE0	7.5	CARE AAA	500	5083.48		0.57%
Rural Electrification Corporation Ltd. **	INE020B08AP1	7.45	CRISIL AAA	500	5070.61		0.57%
Rural Electrification Corporation Ltd.	INE020B08CG6	7.24	CRISIL AAA	500	5046.81		0.56%
NABARD	INE261F08BB0	8.15	CRISIL AAA	500	5046.72		0.56%
Housing and Urban Development Corporation Ltd. **	INE031A08541	7.14	ICRA AAA	500	5039.51		0.56%
NABARD **	INE261F08907	6.98	CRISIL AAA	500	5030.80		0.56%
HDFC Ltd.	INE001A07SH4	6.99	CRISIL AAA	500	5006.29		0.56%
Power Finance Corporation Ltd. **	INE134E08IJ0	7.47	CRISIL AAA	450	4564.98		0.51%
Rural Electrification Corporation Ltd. **	INE020B08AS5	7.7	CRISIL AAA	400	4054.09		0.45%
Power Finance Corporation Ltd. **	INE134E08HQ7	8.45	CRISIL AAA	400	4037.91		0.45%
NABARD **	INE261F08BC8	8.5	CRISIL AAA	350	3828.02		0.43%
Hindustan Petroleum Corporation Ltd. **	INE094A08036	7	CRISIL AAA	350	3562.20		0.40%
LIC Housing Finance Ltd. **	INE115A07LZ9	7.48	CRISIL AAA	350	3516.32		0.39%
Mahanagar Telephone Nigam Ltd.	INE153A08071	8.29	CRISIL AAA(CE)	300	3153.68		0.35%
Rural Electrification Corporation Ltd.	INE020B08955	8.36	CRISIL AAA	300	3036.67		0.34%
NABARD **	INE261F08BA2	8.42	CRISIL AAA	250	2720.36		0.30%
Bank Of Baroda **	INE028A08158	8.55	FITCH AAA	250	2625.84		0.29%
Rural Electrification Corporation Ltd. **	INE020B08906	8.27	CRISIL AAA	250	2622.35		0.29%
State Bank Of India **	INE062A08181	9.37	CRISIL AA+	247	2601.67		0.29%
NABARD **	INE261F08AI7	8.6	CRISIL AAA	250	2600.66		0.29%
Rural Electrification Corporation Ltd. **	INE020B08BD5	8.83	CRISIL AAA	250	2592.39		0.29%
State Bank Of India **	INE654A08011	8.45	CRISIL AAA	250	2550.34		0.28%
Power Finance Corporation Ltd. **	INE134E08IM4	7.4	CRISIL AAA	250	2534.57		0.28%
Power Finance Corporation Ltd. **	INE134E08IW3	7.5	CRISIL AAA	250	2519.36		0.28%
Rural Electrification Corporation Ltd. **	INE020B08AE5	7.13	CRISIL AAA	250	2514.24		0.28%
Indian Railway Finance Corporation Ltd. **	INE053F07BC1	8.35	CRISIL AAA	200	2149.02		0.24%
Rural Electrification Corporation Ltd. **	INE020B08BF0	8.45	CRISIL AAA	200	2071.39		0.23%
GAIL (India) Ltd. **	INE129A07222	8.3	FITCH AAA	200	2068.82		0.23%
GAIL (India) Ltd. **	INE129A07206	8.3	FITCH AAA	200	2068.82		0.23%
GAIL (India) Ltd. **	INE129A07198	8.3	FITCH AAA	200	2068.82		0.23%
GAIL (India) Ltd. **	INE129A07214	8.3	FITCH AAA	200	2068.82		0.23%
SP Jammu Udhampur Highway Ltd. **	INE923L07183	9.15	ICRA AAA	154	1573.47		0.18%
Rural Electrification Corporation Ltd. **	INE020B08872	8.44	CRISIL AAA	150	1547.85		0.17%
NHPC Ltd. **	INE848E07AT3	7.38	ICRA AAA	650	1325.38		0.15%

	A	B	C	D	E	F	G	H	I
85		NHPC Ltd. **	INE848E07AU1	7.38	ICRA AAA	650	1323.98	0.15%	
86		NHPC Ltd. **	INE848E07AV9	7.38	ICRA AAA	650	1318.60	0.15%	
87		SP Jammu Udhampur Highway Ltd. **	INE923L07209	9.15	ICRA AAA	114	1167.70	0.13%	
88		Rural Electrification Corporation Ltd. **	INE020B08BS3	8.8	CRISIL AAA	100	1081.33	0.12%	
89		ICICI Bank Ltd. **	INE090A08TW2	9.2	ICRA AA+	45	461.22	0.05%	
90		NABARD **	INE261F08527	8.37	CRISIL AAA	1	10.07	^	
91									
92		**wt tzuts Gtsix4I uInxhtzsyGtsix**					**Snq**	**Snq**	
93									
94		**Uwnfyq Ufhi4zsqnxyi**					**7 9 3**	**835**	
95									
96		**Sts2ts wnqqi g syzwx4Gtsix**					**7 9 3**	**835**	
97		Chennai Petroleum Corporation Ltd. **	INE178A08011	6.43	CRISIL AAA	2000	19975.04	2.23%	
98		Tata Sons Ltd. **	INE895D08840	7.4	CRISIL AAA	750	7513.82	0.84%	
99									
100		**wt tzuts Gtsix4I uInxhtzsyGtsix**					**Snq**	**Snq**	
101									
102		**hzwyn i I qyNsxywzr syx**					**65 67398**	**6377**	
103		Reliable Devices Trust 05 **	INE038715053		ICRA AAA(SO)	130	1454.82	0.16%	
104		Reliable Devices Trust 06 **	INE038715061		ICRA AAA(SO)	125	1410.68	0.16%	
105		Reliable Devices Trust 09 **	INE038715095		ICRA AAA(SO)	120	1384.01	0.15%	
106		Reliable Devices Trust 08 **	INE038715087		ICRA AAA(SO)	120	1376.58	0.15%	
107		Reliable Devices Trust 07 **	INE038715079		ICRA AAA(SO)	120	1364.01	0.15%	
108		Reliable Devices Trust 10 **	INE038715103		ICRA AAA(SO)	115	1335.53	0.15%	
109		Reliable Devices Trust 12 **	INE038715129		ICRA AAA(SO)	110	1299.01	0.15%	
110		Reliable Devices Trust 11 **	INE038715111		ICRA AAA(SO)	110	1287.79	0.14%	
111									
112		**w I utxnyx**					**Snq**	**Snq**	
113									
114		**I utxnyx-rfyzwy sty h insl 6if x.**					**Snq**	**Snq**	
115									
116		**I utxnyx-Ufhi fx Rfwns.**					**Snq**	**Snq**	
117									
118		**Rts Rfwp yNsxywzr syx**					**6 565399**	**6 39**	
119									
120		**Uxfsi Ix**					**6 565399**	**6 39**	
121		IndusInd Bank Ltd. **	INE095A16H28		CRISIL A1+	20000	18844.44	2.10%	
122		Bank Of Baroda **	INE028A16BF8		FITCH A1+	17500	17461.01	1.95%	
123		Axis Bank Ltd. **	INE238A167T3		CRISIL A1+	15000	14272.58	1.59%	
124		IndusInd Bank Ltd. **	INE095A16G60		CRISIL A1+	15000	14228.99	1.59%	
125		Andhra Bank **	INE434A16QC3		CARE A1+	12500	12456.48	1.39%	
126		Axis Bank Ltd. **	INE238A164R4		CRISIL A1+	12500	12035.28	1.34%	
127		NABARD **	INE261F16462		CRISIL A1+	12500	11891.99	1.33%	
128		Small Industries Development Bank Of India **	INE556F16804		CRISIL A1+	10000	9508.92	1.06%	
129		NABARD **	INE261F16504		CRISIL A1+	10000	9459.62	1.06%	
130		Small Industries Development Bank Of India **	INE556F16572		CARE A1+	6500	6489.94	0.72%	
131		HDFC Bank Ltd. **	INE040A16CE4		FITCH A1+	6000	5995.81	0.67%	
132		Axis Bank Ltd. **	INE238A169L6		CRISIL A1+	5500	5487.66	0.61%	
133		IDFC First Bank Ltd. **	INE092T16KE8		ICRA A1+	5000	4996.42	0.56%	
134		Indian Oil Corporation Ltd. **	INE242A14OY4		FITCH A1+	1000	4992.82	0.56%	
135		IndusInd Bank Ltd. **	INE095A16A17		CRISIL A1+	5000	4986.52	0.56%	
136		Andhra Bank **	INE434A16QA7		CARE A1+	2500	2498.61	0.28%	
137		Axis Bank Ltd. **	INE238A161M1		ICRA A1+	2500	2494.04	0.28%	
138		Small Industries Development Bank Of India **	INE556F16622		CRISIL A1+	2500	2472.80	0.28%	
139		Small Industries Development Bank Of India **	INE556F16705		CRISIL A1+	2500	2444.65	0.27%	
140		Axis Bank Ltd. **	INE238A167L0		CRISIL A1+	2000	1996.90	0.22%	
141		Small Industries Development Bank Of India **	INE556F16598		CRISIL A1+	1000	994.96	0.11%	
142									
143		**Gnqx Winxhtzsyi**					**Snq**	**Snq**	
144									
145		**wfxzw Gnqx**					**Snq**	**Snq**	
146									
147		**WU**					**66 9735**	**6386**	
148									
149		**Sy zwwsyFxxyx**					**763**	**53**	
150		**tyfqSyFxxyx**					**96386**	**655355**	
151									
152		**NS W WF FU -FyStytsfq fqz.(**					**268 555355**	**26 35**	
153		ICICI Bank Ltd- MD -05-Mar-2024					-5000.00	-0.56%	
154		IDFC First Bank Ltd- MD -23-Aug-2024					-10000.00	-1.12%	
155		Yes Bank Ltd- MD -12-Feb-2024					-5000.00	-0.56%	
156		Hongkong & Shanghai Banking Corpn- MD -24-Jul-2023					-10000.00	-1.12%	
157		Hongkong & Shanghai Banking Corpn- MD -24-Jul-2023					-10000.00	-1.12%	
158		ICICI Securities- MD -30-Apr-2024					-10000.00	-1.12%	
159		ICICI Bank Ltd- MD -11-Feb-2025					-5000.00	-0.56%	
160		ICICI Bank Ltd- MD -01-Nov-2024					-10000.00	-1.12%	
161		Hongkong & Shanghai Banking Corpn- MD -01-Nov-2024					-10000.00	-1.12%	
162		Hongkong & Shanghai Banking Corpn- MD -31-Jul-2023					-10000.00	-1.12%	
163		IDFC First Bank Ltd- MD -26-Aug-2024					-10000.00	-1.12%	
164		ICICI Securities- MD -23-Aug-2024					-10000.00	-1.12%	
165		ICICI Bank Ltd- MD -07-Feb-2025					-5000.00	-0.56%	
166		ICICI Bank Ltd- MD -07-Feb-2025					-5000.00	-0.56%	
167		IDFC First Bank Ltd- MD -14-Mar-2024					-20000.00	-2.23%	
168									

	A	B	C	D	E	F	G	H	I
169									
170									
171		Non-Convertible debentures / Bonds & Zero Coupon Bonds / Deep Discount Bonds are considered as Traded based on the information provided by external agencies.							
172		** Non Traded / Illiquid Securities.							
173		^ Value Less than 0.01% of NAV in absolute terms.							
174		# The Scheme has entered into interest rate swap contract(s), against certain fixed rate instruments held by the scheme.							
175		Net Current Assets is adjusted to the extent of short derivatives positions, if any.							
176		For the Instrument/security whose final ISIN is yet to be assigned, disclosure of ISIN has been made as per the details provided by external agencies.							
177		Debt instruments having structured obligations or credit enhancement features have been denoted with suffix as (SO) or (CE) respectively against the ratings of the instrument							

	A	B	C	D	E	F	G	H	I
1		N N NUwzi syfqRzyzfq zsi							
2		N N NUwzi syfq f rsl x zsi							
3		Utwykt qt fxts g 7 17575							
4		tr ufs 4Nxxz wNsxywzr sySfr	N NS	tzuts	Nsi zxyw4Wfynsl	Vzfsyny	utxzw4Rfwp y fqz -Wk3Qfpm	yt Sf	
5		I gyNsxywzr syx					6 678573 5	37	
6									
7		Qnxy i 4F fnynsl Qnxynsl Ts ythp hmfsl x					699 88 36	398	
8									
9		Lt wsr sy hzwyn x					68 6 39	365	
10		Government Securities	IN0020150093	7.59	SOV	25000000	26515.70	1.20%	
11		Government Securities	IN0020140029	8.27	SOV	20000000	20159.58	0.91%	
12		Government Securities	IN0020100015	7.8	SOV	20000000	20085.38	0.91%	
13		Government Securities	IN0020180488	7.32	SOV	17000000	17859.38	0.81%	
14		Government Securities	IN0020110030	8.79	SOV	10000000	10538.33	0.48%	
15		Government Securities	IN0020130012	7.16	SOV	10000000	10415.59	0.47%	
16		State Government of Rajasthan	IN2920150298	8.39	SOV	8500000	8510.05	0.38%	
17		Government Securities	IN0020170026	6.79	SOV	8000000	8143.22	0.37%	
18		Government Securities	IN0020190016	7.27	SOV	4000000	4202.48	0.19%	
19		Government Securities	IN0020092071	5.15	SOV	3500000	3496.50	0.16%	
20		Government Securities	IN0020089028	7	SOV	2000000	2052.12	0.09%	
21		Government Securities	IN3520120012	8.65	SOV	1000000	1071.58	0.05%	
22		State Government of Rajasthan	IN2920160081	8.27	SOV	700000	731.14	0.03%	
23		State Government of Haryana	IN1620150145	8.21	SOV	600000	624.31	0.03%	
24		State Government of Jammu & Kashmir	IN1820150085	8.45	SOV	300000	317.90	0.01%	
25		State Government of Telangana	IN4520160164	7.63	SOV	250000	259.26	0.01%	
26		State Government of Maharashtra	IN2220110109	8.76	SOV	82300	86.82	^	
27		State Government of Kerala	IN2020110010	8.6	SOV	50000	52.09	^	
28		Government Securities	IN0020180025	7.37	SOV	38200	40.04	^	
29		State Government of Rajasthan	IN2920150314	8.39	SOV	20000	20.88	^	
30		State Government of Gujarat	IN1520110017	8.68	SOV	3000	3.11	^	
31									
32		Sts2 ts wmqq i g syzwx4Gtsi x					67 66 38	376	
33		State Bank Of India **	INE062A08207	7.99	CRISIL AAA	9400	98142.86	4.43%	
34		Rural Electrification Corporation Ltd. **	INE020B08AV9	7.59	CRISIL AAA	5750	57537.58	2.60%	
35		Power Finance Corporation Ltd. **	INE134E08JV3	8.2	CRISIL AAA	5500	55618.92	2.51%	
36		LIC Housing Finance Ltd. **	INE115A07OF5	7.99	CRISIL AAA	4500	45579.02	2.06%	
37		HDFC Ltd.	INE001A07SC5	6.99	CRISIL AAA	4250	42653.30	1.93%	
38		National Housing Bank **	INE557F08FF3	7.65	FITCH AAA	3750	37551.71	1.70%	
39		Bharti Telecom Ltd.	INE403D08066	8.9	CRISIL AA+	3350	33780.06	1.53%	
40		Reliance Industries Ltd. **	INE002A08476	7	CRISIL AAA	3300	33273.17	1.50%	
41		Reliance Industries Ltd.	INE002A08500	7.17	CRISIL AAA	3282	33242.46	1.50%	
42		Pipeline Infrastructure Pvt Ltd. **	INE01XX07026	8.9508	CRISIL AAA	3000	30373.17	1.37%	
43		Tata Capital Housing Finance Ltd. **	INE033L07GH9	7.9052	CRISIL AAA	3000	30163.20	1.36%	
44		Bharti Telecom Ltd. **	INE403D08041	9.85	CRISIL AA+	3000	30123.57	1.36%	
45		Bharti Airtel Ltd. **	INE397D08029	8.25	CRISIL AA	3000	30024.99	1.36%	
46		Bharti Telecom Ltd. **	INE403D08058	9.85	CRISIL AA+	2750	27598.48	1.25%	
47		Vedanta Ltd. **	INE205A07147	8.5	CRISIL AA	2500	25078.53	1.13%	
48		HDFC Ltd. **	INE001A07SF8	6.77	CRISIL AAA	2500	25059.20	1.13%	
49		LIC Housing Finance Ltd. **	INE115A07OC2	8.14	CRISIL AAA	2450	24713.27	1.12%	
50		LIC Housing Finance Ltd. **	INE115A07NQ4	8.8	CARE AAA	2240	22786.27	1.03%	
51		Bharti Telecom Ltd.	INE403D08074	8.25	CRISIL AA+	2050	20562.77	0.93%	
52		Grasim Industries Ltd. **	INE047A08158	7.6	CRISIL AAA	2000	20485.46	0.92%	
53		LIC Housing Finance Ltd. **	INE115A07ON9	6.95	CARE AAA	2000	20028.92	0.90%	
54		Vedanta Ltd. **	INE205A07154	9.18	CRISIL AA	1900	19217.66	0.87%	
55		HDFC Ltd.	INE001A07SH4	6.99	CRISIL AAA	1750	17522.00	0.79%	
56		NABHA Power Ltd. **	INE445L08383	7.405	ICRA AAA	1700	17117.78	0.77%	
57		LIC Housing Finance Ltd. **	INE115A07NZ5	8.595	CARE AAA	1650	16880.33	0.76%	
58		State Bank Of India **	INE062A08140	8.39	CRISIL AA+	1650	16701.42	0.75%	
59		HDFC Ltd.	INE001A07RN4	8.7	CRISIL AAA	1500	15249.50	0.69%	
60		Mahindra & Mahindra Financial Services Ltd. **	INE774D07TF2	8.52	FITCH AAA	1500	15247.31	0.69%	
61		Rural Electrification Corporation Ltd.	INE020B08BK0	8.57	CRISIL AAA	1500	15157.52	0.68%	
62		Ultratech Cement Ltd. **	INE481G08073	6.72	CRISIL AAA	1500	15120.80	0.68%	
63		Reliance Industries Ltd. **	INE002A08518	6.95	CRISIL AAA	1500	15079.67	0.68%	
64		Grasim Industries Ltd. **	INE047A08166	6.65	CRISIL AAA	1500	14994.99	0.68%	
65		Daimler Financial Services India Pvt. Ltd. **	INE094O08136	8.35	CRISIL AAA	1450	14615.59	0.66%	
66		Housing and Urban Development Corporation Ltd. **	INE031A08749	7.05	ICRA AAA	1350	13687.33	0.62%	
67		Grasim Industries Ltd. **	INE047A08133	7.65	CRISIL AAA	1300	13256.44	0.60%	
68		HDFC Ltd.	INE001A07RP9	8.62	CRISIL AAA	1300	13156.34	0.59%	
69		HDFC Ltd.	INE001A07RQ7	8.52	CRISIL AAA	1250	12566.46	0.57%	
70		Rural Electrification Corporation Ltd. **	INE020B08BR5	8.5	CRISIL AAA	1200	12396.44	0.56%	
71		India Grid Trust **	INE219X07033	9.1	CRISIL AAA	1200	12218.06	0.55%	
72		Reliance Industries Ltd. **	INE002A08526	7.07	CRISIL AAA	1050	10570.40	0.48%	
73		Alembic Pharmaceuticals Ltd. **	INE901L08021	9	CRISIL AA+	1000	10190.62	0.46%	
74		Small Industries Development Bank Of India **	INE556F08IZ7	7	CARE AAA	1000	10091.18	0.46%	
75		Vedanta Ltd. **	INE205A07139	8.5	CRISIL AA	1000	10029.88	0.45%	
76		Vedanta Ltd. **	INE205A07048	8.67784	CRISIL AA	1000	10018.42	0.45%	
77		NABARD **	INE261F08BN5	7.18	CRISIL AAA	900	9151.98	0.41%	
78		State Bank Of India **	INE062A08173	9.56	CRISIL AA+	850	8998.44	0.41%	
79		Rural Electrification Corporation Ltd. **	INE020B08BQ7	8.85	CRISIL AAA	750	8131.72	0.37%	
80		Rural Electrification Corporation Ltd. **	INE020B08BM6	8.35	CRISIL AAA	750	7731.23	0.35%	
81		Axis Bank Ltd. **	INE238A08427	8.75	CRISIL AA+	750	7603.47	0.34%	
82		Power Finance Corporation Ltd.	INE134E08KG2	7.35	CRISIL AAA	750	7602.53	0.34%	

	A	B	C	D	E	F	G	H	I
83		Vedanta Ltd. **	INE205A07030	9.45	CRISIL AA	750	7547.87	0.34%	
84		LIC Housing Finance Ltd. **	INE115A07OQ2	7.45	CRISIL AAA	750	7528.85	0.34%	
85		Vardhman Textiles Ltd. **	INE825A07043	7.59	CRISIL AA+	750	7460.97	0.34%	
86		Zydus Wellness Ltd. **	INE768C07033	9.14	CRISIL AA+	550	5770.36	0.26%	
87		Zydus Wellness Ltd. **	INE768C07025	9.14	CRISIL AA+	550	5723.66	0.26%	
88		Zydus Wellness Ltd. **	INE768C07017	9.14	CRISIL AA+	550	5653.81	0.26%	
89		HDFC Ltd. **	INE001A07QR7	11.73	CRISIL AAA	55	5638.99	0.25%	
90		Indian Railway Finance Corporation Ltd. **	INE053F07959	6.73	CRISIL AAA	550	5504.64	0.25%	
91		Sikka Ports & Terminals Ltd. **	INE941D08065	10.25	CRISIL AAA	500	5190.80	0.23%	
92		Reliance Industries Ltd. **	INE002A08575	8.3	CRISIL AAA	500	5160.84	0.23%	
93		HDFC Ltd. **	INE001A07QL0	11.5	CRISIL AAA	50	5073.23	0.23%	
94		LIC Housing Finance Ltd. **	INE115A07IA8	8.65	CRISIL AAA	500	5056.09	0.23%	
95		LIC Housing Finance Ltd. **	INE115A07NK7	9.1106	CRISIL AAA	500	5036.32	0.23%	
96		Power Finance Corporation Ltd. **	INE134E08IY9	7.42	CRISIL AAA	500	5024.91	0.23%	
97		HDFC Ltd. **	INE001A07QP1	7.6	CRISIL AAA	50	5020.64	0.23%	
98		Volkswagen Finance Pvt. Ltd. **	INE851M07226	8.25	FITCH AAA	500	5015.09	0.23%	
99		Volkswagen Finance Pvt. Ltd. **	INE851M07218	8.15	FITCH AAA	500	5014.00	0.23%	
100		LIC Housing Finance Ltd. **	INE115A07OP4	7.22	CARE AAA	500	5005.24	0.23%	
101		Housing and Urban Development Corporation Ltd. **	INE031A08582	7.7	ICRA AAA	500	5004.99	0.23%	
102		Reliance Jio Infocomm Ltd. **	INE110L08029	8.95	CRISIL AAA(CE)	300	3043.14	0.14%	
103		HDFC Ltd. **	INE001A07RL8	8.8	CRISIL AAA	300	3021.56	0.14%	
104		NABHA Power Ltd. **	INE445L08391	7.405	ICRA AAA(CE)	300	3020.84	0.14%	
105		LIC Housing Finance Ltd. **	INE115A07NF7	9.17	CRISIL AAA	250	2588.81	0.12%	
106		HDFC Ltd.	INE001A07RS3	8.58	CRISIL AAA	250	2581.80	0.12%	
107		NABARD **	INE261F08AM9	8.37	CRISIL AAA	250	2571.64	0.12%	
108		Reliance Jio Infocomm Ltd. **	INE110L07120	8.7	CRISIL AAA	250	2564.21	0.12%	
109		Small Industries Development Bank Of India **	INE556F08JL5	7.89	CARE AAA	250	2549.04	0.12%	
110		Power Finance Corporation Ltd. **	INE134E08IN2	7.27	CRISIL AAA	250	2533.97	0.11%	
111		Rural Electrification Corporation Ltd. **	INE020B08948	8.37	CRISIL AAA	250	2525.58	0.11%	
112		LIC Housing Finance Ltd. **	INE115A07HQ6	8.6	CRISIL AAA	250	2518.63	0.11%	
113		HDFC Ltd.	INE001A07RC7	7.4	CRISIL AAA	25	2515.61	0.11%	
114		NABARD **	INE261F08907	6.98	CRISIL AAA	250	2515.40	0.11%	
115		Volkswagen Finance Pvt. Ltd. **	INE851M07093	8.65	FITCH AAA	250	2507.61	0.11%	
116		Power Finance Corporation Ltd. **	INE134E08IM4	7.4	CRISIL AAA	200	2027.65	0.09%	
117		Housing and Urban Development Corporation Ltd.	INE031A08707	8.37	ICRA AAA	103	1119.42	0.05%	
118		Power Finance Corporation Ltd. **	INE134E08IJ0	7.47	CRISIL AAA	100	1014.44	0.05%	
119		Rural Electrification Corporation Ltd. **	INE020B08997	7.24	CRISIL AAA	100	1011.10	0.05%	
120		Power Finance Corporation Ltd.	INE134E08HV7	8.36	CRISIL AAA	100	1010.17	0.05%	
121		NABARD **	INE261F08BI5	7.9	CRISIL AAA	50	514.52	0.02%	
122		LIC Housing Finance Ltd. **	INE115A08336	8.95	CRISIL AAA	50	505.88	0.02%	
123		Power Finance Corporation Ltd. **	INE134E08HP9	8.53	CRISIL AAA	50	504.35	0.02%	
124		Power Finance Corporation Ltd. **	INE134E08JA7	7.3	CRISIL AAA	50	502.14	0.02%	
125		NABARD **	INE261F08AT4	8.5	CRISIL AAA	17	179.23	0.01%	
126		NABHA Power Ltd. **	INE445L08334	8.12	ICRA AAA(SO)	11	111.70	0.01%	
127		HDB Financial Services Ltd. **	INE756I07CZ2	7.5549	CRISIL AAA	11	111.25	0.01%	
128		Housing and Urban Development Corporation Ltd. **	INE031A08764	6.79	ICRA AAA	11	111.07	0.01%	
129		LIC Housing Finance Ltd. **	INE115A07OH1	7.6	CRISIL AAA	11	110.80	0.01%	
130		Hindustan Petroleum Corporation Ltd. **	INE094A08051	6.38	CRISIL AAA	11	110.25	^	
131									
132		**wt tzuts Gtsix4I uImxhtzsyGtsix**					**9 58 375**	**7367**	
133		Aditya Birla Fashion and Retail Ltd. **	INE647O08057		CRISIL AA	2000	26151.40	1.18%	
134		LIC Housing Finance Ltd. **	INE115A07NM3		CRISIL AAA	1500	17332.35	0.78%	
135		Sundaram Finance Ltd. **	INE660A07PV4		CRISIL AAA	410	3553.45	0.16%	
136									
137		**Uvmfyq Ufhi4zsqmyi**					**7 5 38**	**6389**	
138									
139		**Sts2ts vmqqi q syzwx4Gtsix**					**7 5 38**	**6389**	
140		John Deere Financial India Pvt. Ltd. **	INE00V208017	9.45	CRISIL AAA	1766	17984.86	0.81%	
141		Tata Sons Ltd. **	INE895D08840	7.4	CRISIL AAA	500	5009.22	0.23%	
142		CLP Wind Farms (India) Pvt. Ltd. **	INE336K07032	9.15	FITCH AA	29	2906.65	0.13%	
143		SBI Cards & Payment Services Pvt. Ltd. **	INE018E08094	7.55	CRISIL AAA	250	2506.15	0.11%	
144		Tata Sons Ltd. **	INE895D08782	8.25	CRISIL AAA	119	1200.48	0.05%	
145									
146		**wt tzuts Gtsix4I uImxhtzsyGtsix**					**Smq**	**Smq**	
147									
148		**hzwyn i I qyNsxywzr syx**					**888 39**	**63 6**	
149		Reliable Devices Trust 05 **	INE038715053		ICRA AAA(SO)	342	3827.31	0.17%	
150		Reliable Devices Trust 06 **	INE038715061		ICRA AAA(SO)	336	3791.91	0.17%	
151		Reliable Devices Trust 07 **	INE038715079		ICRA AAA(SO)	332	3773.77	0.17%	
152		Reliable Devices Trust 08 **	INE038715087		ICRA AAA(SO)	321	3682.35	0.17%	
153		Reliable Devices Trust 10 **	INE038715103		ICRA AAA(SO)	309	3588.51	0.16%	
154		Reliable Devices Trust 09 **	INE038715095		ICRA AAA(SO)	309	3563.82	0.16%	
155		Reliable Devices Trust 11 **	INE038715111		ICRA AAA(SO)	300	3512.15	0.16%	
156		Reliable Devices Trust 12 **	INE038715129		ICRA AAA(SO)	291	3436.47	0.16%	
157		FIRST BUSINESS RECEIVABLES TRUST - TRANCHE 1 **	INE0BTV15014		CRISIL AAA(SO)	3	298.25	0.01%	
158		FIRST BUSINESS RECEIVABLES TRUST - TRANCHE 18 **	INE0BTV15188		CRISIL AAA(SO)	4	282.51	0.01%	
159		FIRST BUSINESS RECEIVABLES TRUST - TRANCHE 6 **	INE0BTV15063		CRISIL AAA(SO)	3	272.09	0.01%	
160		FIRST BUSINESS RECEIVABLES TRUST - TRANCHE 10 **	INE0BTV15105		CRISIL AAA(SO)	3	251.29	0.01%	
161		FIRST BUSINESS RECEIVABLES TRUST - TRANCHE 13 **	INE0BTV15139		CRISIL AAA(SO)	3	236.11	0.01%	
162		FIRST BUSINESS RECEIVABLES TRUST - TRANCHE 14 **	INE0BTV15147		CRISIL AAA(SO)	3	231.23	0.01%	
163		FIRST BUSINESS RECEIVABLES TRUST - TRANCHE 15 **	INE0BTV15154		CRISIL AAA(SO)	3	226.72	0.01%	
164		FIRST BUSINESS RECEIVABLES TRUST - TRANCHE 17 **	INE0BTV15170		CRISIL AAA(SO)	3	216.16	0.01%	

	A	B	C	D	E	F	G	H	I
165		FIRST BUSINESS RECEIVABLES TRUST - TRANCHE 19 **	INE0BTV15196		CRISIL AAA(SO)	3	207.43	0.01%	
166		FIRST BUSINESS RECEIVABLES TRUST - TRANCHE 20 **	INE0BTV15204		CRISIL AAA(SO)	3	202.72	0.01%	
167		FIRST BUSINESS RECEIVABLES TRUST - TRANCHE 2 **	INE0BTV15022		CRISIL AAA(SO)	2	195.27	0.01%	
168		FIRST BUSINESS RECEIVABLES TRUST - TRANCHE 3 **	INE0BTV15030		CRISIL AAA(SO)	2	191.92	0.01%	
169		FIRST BUSINESS RECEIVABLES TRUST - TRANCHE 4 **	INE0BTV15048		CRISIL AAA(SO)	2	188.66	0.01%	
170		FIRST BUSINESS RECEIVABLES TRUST - TRANCHE 5 **	INE0BTV15055		CRISIL AAA(SO)	2	184.74	0.01%	
171		FIRST BUSINESS RECEIVABLES TRUST - TRANCHE 7 **	INE0BTV15071		CRISIL AAA(SO)	2	177.81	0.01%	
172		FIRST BUSINESS RECEIVABLES TRUST - TRANCHE 8 **	INE0BTV15089		CRISIL AAA(SO)	2	174.13	0.01%	
173		FIRST BUSINESS RECEIVABLES TRUST - TRANCHE 9 **	INE0BTV15097		CRISIL AAA(SO)	2	170.81	0.01%	
174		FIRST BUSINESS RECEIVABLES TRUST - TRANCHE 11 **	INE0BTV15113		CRISIL AAA(SO)	2	164.35	0.01%	
175		FIRST BUSINESS RECEIVABLES TRUST - TRANCHE 12 **	INE0BTV15121		CRISIL AAA(SO)	2	160.66	0.01%	
176		FIRST BUSINESS RECEIVABLES TRUST - TRANCHE 16 **	INE0BTV15162		CRISIL AAA(SO)	2	147.39	0.01%	
177									
178		**w I utxnyx**					**Snq**	**Snq**	
179									
180		**I utxnyx-r fyzwy sty h insl 6if x.**					**Snq**	**Snq**	
181									
182		**I utxnyx-Ucfh i fx Rfwrns.**					**Snq**	**Snq**	
183									
184		**Rts Rfwp yNsxywzr syx**					**36**	**7 39**	
185									
186		**Uxfsi Ix**					**9 6 39**	**7639**	
187		Small Industries Development Bank Of India **	INE556F16580		CARE A1+	60000	59857.81	2.70%	
188		Larsen & Toubro Ltd. **	INE018A14HI5		CRISIL A1+	9000	44806.64	2.02%	
189		NABARD **	INE261F16462		CRISIL A1+	37500	35675.96	1.61%	
190		IndusInd Bank Ltd. **	INE095A16B65		CRISIL A1+	30000	29158.89	1.32%	
191		Axis Bank Ltd. **	INE238A163R6		CRISIL A1+	25000	24227.53	1.09%	
192		HDFC Bank Ltd. **	INE040A16CE4		FITCH A1+	20000	19986.04	0.90%	
193		IDFC First Bank Ltd. **	INE092T16MC8		ICRA A1+	20000	19638.94	0.89%	
194		IndusInd Bank Ltd. **	INE095A16H28		CRISIL A1+	20000	18844.44	0.85%	
195		Axis Bank Ltd. **	INE238A166R9		CRISIL A1+	17500	16815.94	0.76%	
196		Axis Bank Ltd. **	INE238A162S6		CRISIL A1+	15000	14803.11	0.67%	
197		NABARD **	INE261F14GJ0		CRISIL A1+	3000	14744.39	0.67%	
198		Axis Bank Ltd. **	INE238A167T3		CRISIL A1+	15000	14272.58	0.64%	
199		Axis Bank Ltd. **	INE238A169L6		CRISIL A1+	13500	13469.71	0.61%	
200		IDFC First Bank Ltd. **	INE092T16ML9		ICRA A1+	12500	12303.06	0.56%	
201		Tata Motors Ltd. **	INE155A14QX5		CRISIL A1+	2500	12054.20	0.54%	
202		Small Industries Development Bank Of India **	INE556F16804		CRISIL A1+	12500	11886.15	0.54%	
203		Reliance Industries Ltd. **	INE002A14DL2		CRISIL A1+	2000	9997.16	0.45%	
204		IndusInd Bank Ltd. **	INE095A16ZX9		CRISIL A1+	10000	9994.30	0.45%	
205		Punjab National Bank **	INE160A16LW3		CARE A1+	10000	9984.62	0.45%	
206		Trent Ltd. **	INE849A14106		CARE A1+	2000	9981.28	0.45%	
207		Fullerton India Credit Company Ltd. **	INE535H14HX2		CRISIL A1+	2000	9826.66	0.44%	
208		HDFC Ltd. **	INE001A14WB5		CRISIL A1+	2000	9602.01	0.43%	
209		NABARD **	INE261F16504		CRISIL A1+	10000	9459.62	0.43%	
210		IndusInd Bank Ltd. **	INE095A16G03		CRISIL A1+	7500	7084.81	0.32%	
211		Rural Electrification Corporation Ltd. **	INE020B14607		CARE A1+	1000	4997.88	0.23%	
212		NABARD **	INE261F16355		CRISIL A1+	5000	4996.52	0.23%	
213		Axis Bank Ltd. **	INE238A164P8		CRISIL A1+	5000	4883.89	0.22%	
214		NABARD **	INE261F16454		CRISIL A1+	5000	4879.32	0.22%	
215		Axis Bank Ltd. **	INE238A166S7		CRISIL A1+	5000	4777.38	0.22%	
216		IndusInd Bank Ltd. **	INE095A16G29		CRISIL A1+	5000	4721.69	0.21%	
217		Oriental Bank Of Commerce **	INE141A16ZB7		CRISIL A1+	2500	2495.73	0.11%	
218		Bank Of Baroda **	INE028A16BF8		FITCH A1+	2500	2494.43	0.11%	
219		Small Industries Development Bank Of India **	INE556F16713		CRISIL A1+	2500	2442.78	0.11%	
220									
221		**Gnqqx W i nxhtzsy i**					**Snq**	**Snq**	
222									
223		**wfxzw Gnqqx**					**7 5389**	**936**	
224		63 Days CMB	IN002019U074		SOV	54500000	54377.97	2.45%	
225		70 Days CMB	IN002019U066		SOV	35000000	34921.64	1.58%	
226		364 Days Treasury Bills	IN002018Z513		SOV	3500000	3490.73	0.16%	
227									
228		**WU**					**6 386**	**935**	
229									
230		**S y zwwsyFxx yx**					**99 8 399**	**7357**	
231		**tyfqS yFxx yx**					**776 5663**	**655365**	
232									
233		**NS W WF FU -FyStwtsfq fqz . (**					**27 55365**	**26735**	
234		ICICI Bank Ltd- MD -27-Apr-2020					-10000.00	-0.45%	
235		ICICI Bank Ltd- MD -27-Apr-2020					-10000.00	-0.45%	
236		Hongkong & Shanghai Banking Corpn- MD -27-Apr-2020					-10000.00	-0.45%	
237		Hongkong & Shanghai Banking Corpn- MD -27-Apr-2020					-10000.00	-0.45%	
238		ICICI Securities- MD -17-Jan-2022					-10000.00	-0.45%	
239		ICICI Bank Ltd- MD -21-Jan-2022					-10000.00	-0.45%	
240		Hongkong & Shanghai Banking Corpn- MD -14-Jun-2024					-5000.00	-0.23%	
241		IDFC First Bank Ltd- MD -28-Jun-2024					-10000.00	-0.45%	
242		UTI Ltd- MD -28-Jun-2024					-10000.00	-0.45%	
243		ICICI Bank Ltd- MD -28-Jun-2024					-10000.00	-0.45%	
244		HDFC Bank Limited- MD -26-Apr-2024					-10000.00	-0.45%	
245		ICICI Bank Ltd- MD -30-Apr-2024					-5000.00	-0.23%	
246		Hongkong & Shanghai Banking Corpn- MD -01-Feb-2023					-10000.00	-0.45%	

	A	B	C	D	E	F	G	H	I
247		IDFC First Bank Ltd- MD -29-Aug-2024					-10000.00	-0.45%	
248		ICICI Bank Ltd- MD -01-Nov-2024					-10000.00	-0.45%	
249		ICICI Securities- MD -01-Nov-2024					-10000.00	-0.45%	
250		ICICI Bank Ltd- MD -27-Apr-2020					-10000.00	-0.45%	
251		ICICI Bank Ltd- MD -01-Nov-2024					-5000.00	-0.23%	
252		HDFC Bank Limited- MD -01-Nov-2024					-10000.00	-0.45%	
253		IDFC First Bank Ltd- MD -14-Mar-2022					-15000.00	-0.68%	
254		Hongkong & Shanghai Banking Corpn- MD -27-Apr-2020					-10000.00	-0.45%	
255		Hongkong & Shanghai Banking Corpn- MD -25-Sep-2020					-20000.00	-0.90%	
256		IDFC First Bank Ltd- MD -26-Sep-2022					-20000.00	-0.90%	
257		ICICI Securities- MD -02-Apr-2024					-10000.00	-0.45%	
258		UTI Ltd- MD -30-Apr-2024					-5000.00	-0.23%	
259		Hongkong & Shanghai Banking Corpn- MD -08-Apr-2024					-5000.00	-0.23%	
260		Hongkong & Shanghai Banking Corpn- MD -05-Dec-2022					-7500.00	-0.34%	
261									
262									
263									
264		Non-Convertible debentures / Bonds & Zero Coupon Bonds / Deep Discount Bonds are considered as Traded based on the information provided by external agencies.							
265		** Non Traded / Illiquid Securities.							
266		^ Value Less than 0.01% of NAV in absolute terms.							
267		# The Scheme has entered into interest rate swap contract(s), against certain fixed rate instruments held by the scheme.							
268		Net Current Assets is adjusted to the extent of short derivatives positions, if any.							
269		For the Instrument/security whose final ISIN is yet to be assigned, disclosure of ISIN has been made as per the details provided by external agencies.							
270		Debt instruments having structured obligations or credit enhancement features have been denoted with suffix as (SO) or (CE) respectively against the ratings of the instrument							

I gyNsxywzr syx						**6577 3 7**	**83 9**
Qnxy i 4F fnynsl Qnxynsl Ts ythp hnfsl x						**76 3**	**3 8**
Lt wsr sy hzwnx						**9 73 8**	**3 7**
Government Securities	IN0020092071	5.15	SOV	25562400		25536.81	[illegible]
Government Securities	IN0020190016	7.27	SOV	8000000		8404.97	0.99%
Government Securities	IN0020180488	7.32	SOV	6500000		6828.59	0.80%
Government Securities	IN0020150093	7.59	SOV	4500000		4772.83	0.56%
Government Securities	IN0020170026	6.79	SOV	2000000		2035.81	0.24%
State Government of Rajasthan	IN2920150421	8.21	SOV	203000		213.92	0.03%
Sts2 ts wnqg i g syzwx 4 Gtsi x						**9 5693 7**	**83 7**
Bharti Airtel Ltd. **	INE397D08029	8.25	CRISIL AA	3500		35029.16	4.12%
State Bank Of India **	INE062A08207	7.99	CRISIL AAA	2500		26101.83	3.07%
Vedanta Ltd. **	INE205A07147	8.5	CRISIL AA	2500		25078.53	2.95%
Power Finance Corporation Ltd. **	INE134E08JV3	8.2	CRISIL AAA	2250		22753.19	[illegible]
Reliance Industries Ltd.	INE002A08500	7.17	CRISIL AAA	1700		17218.82	[illegible]
Zydus Wellness Ltd. **	INE768C07025	9.14	CRISIL AA+	1550		16130.31	1.90%
LIC Housing Finance Ltd. **	INE115A07OF5	7.99	CRISIL AAA	1500		15193.01	1.79%
Muthoot Finance Ltd. **	INE414G07DS5	10	ICRA AA	1500		15126.32	[illegible]
Zydus Wellness Ltd. **	INE768C07017	9.14	CRISIL AA+	1410		14494.32	1.70%
Zydus Wellness Ltd. **	INE768C07033	9.14	CRISIL AA+	1350		14163.61	1.66%
LIC Housing Finance Ltd. **	INE115A07NQ4	8.8	CARE AAA	1250		12715.55	[illegible]
Tata Power Company Ltd. **	INE245A08158	8.84	FITCH AA	1000		10264.37	[illegible]
Alembic Pharmaceuticals Ltd. **	INE901L08013	9	CRISIL AA+	1000		10196.98	1.20%
Ultratech Cement Ltd. **	INE481G08073	6.72	[illegible]	[illegible]		[illegible]	[illegible]
Vedanta Ltd. **	INE205A07030	9.45	CRISIL AA	1000		10063.82	[illegible]
Vedanta Ltd. **	INE205A07139	8.5	CRISIL AA				

101		Reliable Devices Trust 08 **	INE038715087		ICRA AAA(SO)	120	1376.58	0.16%
102		Reliable Devices Trust 10 **	INE038715103		ICRA AAA(SO)	115	1335.53	0.16%
103		Reliable Devices Trust 12 **	INE038715129		ICRA AAA(SO)	110	1299.01	0.15%
104		Reliable Devices Trust 11 **	INE038715111		ICRA AAA(SO)	110	1287.79	0.15%
105		FIRST BUSINESS RECEIVABLES TRUST - TRANCHE 19 **	INE0BTV15196		CRISIL AAA(SO)	4	276.57	0.03%
106		FIRST BUSINESS RECEIVABLES TRUST - TRANCHE 7 **	INE0BTV15071		CRISIL AAA(SO)	3	266.72	0.03%
107		FIRST BUSINESS RECEIVABLES TRUST - TRANCHE 11 **	INE0BTV15113		CRISIL AAA(SO)	3	246.52	0.03%
108		FIRST BUSINESS RECEIVABLES TRUST - TRANCHE 14 **	INE0BTV15147		CRISIL AAA(SO)	3	231.23	0.03%
109		FIRST BUSINESS RECEIVABLES TRUST - TRANCHE 15 **	INE0BTV15154		CRISIL AAA(SO)	3	226.72	0.03%
110		FIRST BUSINESS RECEIVABLES TRUST - TRANCHE 16 **	INE0BTV15162		CRISIL AAA(SO)	3	221.08	0.03%
111		FIRST BUSINESS RECEIVABLES TRUST - TRANCHE 17 **	INE0BTV15170		CRISIL AAA(SO)	3	216.16	0.03%
112		FIRST BUSINESS RECEIVABLES TRUST - TRANCHE 18 **	INE0BTV15188		CRISIL AAA(SO)	3	211.88	0.02%
113		FIRST BUSINESS RECEIVABLES TRUST - TRANCHE 20 **	INE0BTV15204		CRISIL AAA(SO)	3	202.72	0.02%
114		FIRST BUSINESS RECEIVABLES TRUST - TRANCHE 1 **	INE0BTV15014		CRISIL AAA(SO)	2	198.83	0.02%
115		FIRST BUSINESS RECEIVABLES TRUST - TRANCHE 2 **	INE0BTV15022		CRISIL AAA(SO)	2	195.27	0.02%
116		FIRST BUSINESS RECEIVABLES TRUST - TRANCHE 3 **	INE0BTV15030		CRISIL AAA(SO)	2	191.92	0.02%
117		FIRST BUSINESS RECEIVABLES TRUST - TRANCHE 4 **	INE0BTV15048		CRISIL AAA(SO)	2	188.66	0.02%
118		FIRST BUSINESS RECEIVABLES TRUST - TRANCHE 5 **	INE0BTV15055		CRISIL AAA(SO)	2	184.74	0.02%
119		FIRST BUSINESS RECEIVABLES TRUST - TRANCHE 6 **	INE0BTV15063		CRISIL AAA(SO)	2	181.39	0.02%
120		FIRST BUSINESS RECEIVABLES TRUST - TRANCHE 8 **	INE0BTV15089		CRISIL AAA(SO)	2	174.13	0.02%
121		FIRST BUSINESS RECEIVABLES TRUST - TRANCHE 9 **	INE0BTV15097		CRISIL AAA(SO)	2	170.81	0.02%
122		FIRST BUSINESS RECEIVABLES TRUST - TRANCHE 10 **	INE0BTV15105		CRISIL AAA(SO)	2	167.53	0.02%
123		FIRST BUSINESS RECEIVABLES TRUST - TRANCHE 12 **	INE0BTV15121		CRISIL AAA(SO)	2	160.66	0.02%
124		FIRST BUSINESS RECEIVABLES TRUST - TRANCHE 13 **	INE0BTV15139		CRISIL AAA(SO)	2	157.41	0.02%
125								
126		**w I utxnyx**					**Snq**	**Snq**
127								
128		**I utxnyx-rfyzwy sty h imsl 6if x.**					**Snq**	**Snq**
129								
130		**I utxnyx-Udfh i fx Rfwns.**					**Snq**	**Snq**
131								
132		**Rts Rfwp yNsxywzr syx**					**65 95398**	**67399**
133								
134		**Uxfsi Ix**					**659899395**	**6737**
135		Axis Bank Ltd. **	INE238A165S9		CRISIL A1+	20000	19636.86	2.31%
136		Axis Bank Ltd. **	INE238A169T9		CRISIL A1+	15000	14525.34	1.71%
137		NABARD **	INE261F14GJ0		CRISIL A1+	2000	9829.59	1.16%
138		NABARD **	INE261F16462		CRISIL A1+	10000	9513.59	1.12%
139		Axis Bank Ltd. **	INE238A164R4		CRISIL A1+	7500	7221.17	0.85%
140		Axis Bank Ltd. **	INE238A167T3		CRISIL A1+	7500	7136.29	0.84%
141		IndusInd Bank Ltd. **	INE095A16G29		CRISIL A1+	7500	7082.54	0.83%
142		Oriental Bank Of Commerce **	INE141A16ZM4		CRISIL A1+	5000	4917.82	0.58%
143		Fullerton India Credit Company Ltd. **	INE535H14HX2		CRISIL A1+	1000	4913.33	0.58%
144		Small Industries Development Bank Of India **	INE556F16713		CRISIL A1+	5000	4885.56	0.57%
145		Axis Bank Ltd. **	INE238A164P8		CRISIL A1+	5000	4883.89	0.57%
146		Small Industries Development Bank Of India **	INE556F16804		CRISIL A1+	5000	4754.46	0.56%
147		NABARD **	INE261F16504		CRISIL A1+	5000	4729.81	0.56%
148		IndusInd Bank Ltd. **	INE095A16A17		CRISIL A1+	315	314.15	0.04%
149								
150		**Gnqx Winxhtzsy i**					**Snq**	**Snq**
151								
152		**wfxzw Gnqx**					**69 358**	**536**
153		364 Days Treasury Bills	IN002018Z513		SOV	1500000	1496.03	0.18%
154								
155		**W U**					**3 6**	**53 8**
156								
157		**S y zwwsyFxx yx**					**7 8839**	**8369**
158		**tyfqS yFxx yx**					**5 7396**	**655355**
159								
160		**NS W WF FU -FyStytsfq fqz .(**					**29 55355**	**2 386**
161		Yes Bank Ltd- MD -27-Mar-2020					-10000.00	-1.18%
162		ICICI Securities- MD -27-Apr-2020					-10000.00	-1.18%
163		ICICI Securities- MD -27-Apr-2020					-10000.00	-1.18%
164		ICICI Securities- MD -27-Apr-2020					-5000.00	-0.59%
165		ICICI Bank Ltd- MD -17-Jan-2022					-20000.00	-2.35%
166		ICICI Securities- MD -18-Jan-2022					-10000.00	-1.18%
167		ICICI Bank Ltd- MD -29-Apr-2020					-25000.00	-2.94%
168		Hongkong & Shanghai Banking Corpn- MD -14-Nov-2022					-10000.00	-1.18%
169		HDFC Bank Limited- MD -11-Mar-2020					-20000.00	-2.35%
170		UTI Ltd- MD -12-Sep-2022					-15000.00	-1.76%
171		Hongkong & Shanghai Banking Corpn- MD -08-Nov-2022					-10000.00	-1.18%
172		ICICI Securities- MD -26-Mar-2020					-25000.00	-2.94%
173		HDFC Bank Limited- MD -10-Oct-2022					-10000.00	-1.18%
174		Yes Bank Ltd- MD -06-Nov-2020					-10000.00	-1.18%
175		UTI Ltd- MD -08-Apr-2020					-10000.00	-1.18%
176		ICICI Bank Ltd- MD -31-Mar-2020					-7500.00	-0.88%
177		UTI Ltd- MD -13-Apr-2020					-25000.00	-2.94%
178		ICICI Bank Ltd- MD -13-Apr-2020					-20000.00	-2.35%
179		HDFC Bank Limited- MD -13-Apr-2020					-15000.00	-1.76%
180		IndusInd Bank Ltd- MD -18-May-2020					-25000.00	-2.94%
181		IDFC First Bank Ltd- MD -27-Mar-2020					-15000.00	-1.76%
182		ICICI Securities- MD -24-Feb-2023					-5000.00	-0.59%
183		Hongkong & Shanghai Banking Corpn- MD -08-Apr-2020					-25000.00	-2.94%
184		ICICI Securities- MD -18-May-2020					-10000.00	-1.18%
185		IDFC First Bank Ltd- MD -18-May-2020					-10000.00	-1.18%
186		Yes Bank Ltd- MD -08-Nov-2021					-10000.00	-1.18%
187		HDFC Bank Limited- MD -27-May-2020					-25000.00	-2.94%
188		IDFC First Bank Ltd- MD -27-May-2020					-20000.00	-2.35%
189		IndusInd Bank Ltd- MD -27-May-2020					-25000.00	-2.94%
190		IDFC First Bank Ltd- MD -17-Mar-2020					-20000.00	-2.35%
191		IDFC First Bank Ltd- MD -17-Mar-2020					-15000.00	-1.76%
192		Hongkong & Shanghai Banking Corpn- MD -17-Apr-2020					-15000.00	-1.76%
193								
194								
195								
196		Non-Convertible debentures / Bonds & Zero Coupon Bonds / Deep Discount Bonds are considered as Traded based on the information provided by external agencies.						
197		** Non Traded / Illiquid Securities.						
198		# The Scheme has entered into interest rate swap contract(s), against certain fixed rate instruments held by the scheme.						
199		Net Current Assets is adjusted to the extent of short derivatives positions, if any.						
200		For the Instrument/security whose final ISIN is yet to be assigned, disclosure of ISIN has been made as per the details provided by external agencies.						

	A	B	C	D	E	F	G	H	I
201		Debt instruments having structured obligations or credit enhancement features have been denoted with suffix as (SO) or (CE) respectively against the ratings of the instrument							

1		N N NUwzi syfqRzyzfq zsi						
2		N N NUwzi syfqLnqy zsi						
3		Utwykt qt fxts g 7 17575						
4		tr ufs 4Nxxz wNsxywzr sySfr	N NS	tzuts	Nsizxyw4WfynsI	Vzfsyny	utxzw4Rfwp y fqz -Wk3Qfpm	yt Sf
5		I gyNsxywzr syx					679 6 3	35
6								
7		Qnxy i 4F fnynsI Qnxynsl Ts ythp hmfsl x					679 6 3	35
8								
9		Lt wsr sy hzwwn x					679 6 3	35
10		Government Securities	IN0020190065	7.57	SOV	97850000	105213.90	82.74%
11		Government Securities	IN0020180454	7.26	SOV	11383300	11879.33	9.34%
12		Government Securities	IN0020160118	6.79	SOV	6050000	6117.02	4.81%
13		State Government of Andhra Pradesh	IN1020160363	6.99	SOV	600000	605.96	0.48%
14		Government Securities	IN0020120039	8.33	SOV	500000	548.62	0.43%
15		Government Securities	IN0020060011	8.03	SOV	250000	268.76	0.21%
16		Government Securities	IN0020060110	8.15	SOV	80000	84.19	0.07%
17								
18		Sts2 ts wnqq i g syzwx4Gtsix					Snq	Snq
19								
20		wt tzuts Gtsix4I uInxhtzsyGtsix					Snq	Snq
21								
22		Uwnfy q Ufh i4zsqnxy i					Snq	Snq
23								
24		Sts2 ts wnqq i g syzwx4Gtsix					Snq	Snq
25								
26		wt tzuts Gtsix4I uInxhtzsyGtsix					Snq	Snq
27								
28		hzwwn i I gyNsxywzr syx					Snq	Snq
29								
30		w I utxnyx					Snq	Snq
31								
32		I utxnyx-r fyzwy sty h insl 6if x.					Snq	Snq
33								
34		I utxnyx-Ufh i fx Rfwns.					Snq	Snq
35								
36		Rts Rfwp yNsxywzr syx					Snq	Snq
37								
38		Uxfsi Ix					Snq	Snq
39								
40		Gnqx Winxhtzsy i					Snq	Snq
41								
42		wfxzw Gnqx					Snq	Snq
43								
44		WU					8 983	8365
45								
46		S y zwwsyFxx yx					26 5 35	2636
47		tyfqS yFxx yx					67 6 39	655365
48								
49		NS W WF FU -FyStwtsfq fqz . (					285555365	2783
50		UTI Ltd- MD -30-Apr-2024					-5000.00	-3.93%
51		ICICI Bank Ltd- MD -30-Apr-2024					-5000.00	-3.93%
52		IDFC First Bank Ltd- MD -09-Sep-2024					-10000.00	-7.86%
53		Hongkong & Shanghai Banking Corpn- MD -06-Feb-2025					-2500.00	-1.97%
54		Hongkong & Shanghai Banking Corpn- MD -07-Feb-2025					-2500.00	-1.97%
55		Hongkong & Shanghai Banking Corpn- MD -07-Feb-2025					-5000.00	-3.93%
56								
57								
58								
59		Non-Convertible debentures / Bonds & Zero Coupon Bonds / Deep Discount Bonds are considered as Traded based on the information provided by external agencies.						
60		# The Scheme has entered into interest rate swap contract(s), against certain fixed rate instruments held by the scheme.						
61		Net Current Assets is adjusted to the extent of short derivatives positions, if any.						
62		For the Instrument/security whose final ISIN is yet to be assigned, disclosure of ISIN has been made as per the details provided by external agencies.						

N N NUwzi syrfqRzyzfq zsi							
N N NUwzi syrfqQtsl w Gtsi zsi							
Utwkdtqt fxts g 7 17575							
tr ufs 4Nkxz wNsxywzr sySfr	N NS	tzuts	Nsizxyw4Wfynsl	Vzfsyry	utxzw4Rfvp y fqz -Wk3Qfpm		yt Sf
I qyNsxywzr syx					5 8 357		389
Qnxy i 4F fnynsl Qnxynsl Ts ythp hnfsl x					5 8 357		389
Lt wsr sy hzwyn x					7 6739		735
Government Securities	IN0020190065	7.57	SOV	48800000	52472.54		62.61%
State Government of Tamil Nadu	IN3120161325	7.67	SOV	182200	189.36		0.23%
Government Securities	IN0020160118	6.79	SOV	50000	50.55		0.06%
Sts2 ts wynqq i q syzwx4 Gtsix					7 57 3		88399
NABARD **	INE261F08BE4	8.62	CRISIL AAA	700	7758.62		9.26%
The Great Eastern Shipping Company Ltd. **	INE017A08268	8.24	CARE AA+	586	5671.33		6.77%
National Highways Authority of India	INE906B07GP0	8.27	CRISIL AAA	500	5337.75		6.37%
Rural Electrification Corporation Ltd. **	INE020B08BU9	8.3	CRISIL AAA	500	5246.38		6.26%
Jamnagar Utilities & Power Pvt. Ltd. **	INE936D07075	9.75	CRISIL AAA	348	3710.23		4.43%
Indian Railway Finance Corporation Ltd. **	INE053F09GX2	8.79	CRISIL AAA	21	235.89		0.28%
Indian Railway Finance Corporation Ltd. **	INE053F09EL2	8.75	CRISIL AAA	6	66.37		0.08%
vt tzuts Gtsix4I uInxhtzsyGtsix					Snq		Snq
Uwnfy q Ucfh i4zsqnxy i					Snq		Snq
Sts2 ts wynqq i q syzwx4 Gtsix					Snq		Snq
vt tzuts Gtsix4I uInxhtzsyGtsix					Snq		Snq
hzwyn i I qyNsxywzr syx					Snq		Snq
w I utxnyx					Snq		Snq
I utxnyx-rfyzwy sty h insl 6if x.					Snq		Snq
I utxnyx-Ucfh i fxRfwns.					Snq		Snq
Rts Rfvp yNsxywzr syx					Snq		Snq
Uxfsi Ix					Snq		Snq
Gnqx Winxhtzsy i					Snq		Snq
wfxzw Gnqx					Snq		Snq
W U					6 39		53
S y zwwsyFxx yx					77 6355		73
tyfqS yFxx yx					8 5 3		655355

Non-Convertible debentures / Bonds & Zero Coupon Bonds / Deep Discount Bonds are considered as Traded based on the information provided by external agencies.

** Non Traded / Illiquid Securities.

Net Current Assets is adjusted to the extent of short derivatives positions, if any.

For the Instrument/security whose final ISIN is yet to be assigned, disclosure of ISIN has been made as per the details provided by external agencies.



	A	B	C	D	E	F	G	H	I
82		Uwmfy g Ucfh i 4zsqxy i					7678 3 6	36	
83									
84		Sts2 ts wmgg i g syzwx 4 Gtsi x					7678 3 6	36	
85		Tata Sons Ltd. **	INE895D08477	9.7	CRISIL AAA	980	10192.00	2.96%	
86		Tata Sons Ltd. **	INE895D08493	9.7	CRISIL AAA	450	4684.17	1.36%	
87		Tata Sons Ltd. **	INE895D08576	8.32	CRISIL AAA	250	2521.39	0.73%	
88		Tata Sons Ltd. **	INE895D08675	7.6	CRISIL AAA	250	2496.56	0.73%	
89		Tata Sons Ltd. **	INE895D07487	9.3	CRISIL AAA	100	1041.15	0.30%	
90		Tata Sons Ltd. **	INE895D08790	8.25	CRISIL AAA	30	302.64	0.09%	
91									
92		wt tzuts Gtsi x 4 I u Inxhtzsy Gtsi x					Smg	Smg	
93									
94		hzwmn i I gyNsxywzr syx					Smg	Smg	
95									
96		w I utxnyx					Smg	Smg	
97									
98		I utxnyx-r fyzwy sty h insl 6 if x.					Smg	Smg	
99									
100		I utxnyx-Ucfh i fx Rfwns.					Smg	Smg	
101									
102		Rts Rfwp yNsxywzr syx					Smg	Smg	
103									
104		Uxfsi Ix					Smg	Smg	
105									
106		Gmgx Winxhtzsy i					Smg	Smg	
107									
108		wfxzw Gmgx					Smg	Smg	
109									
110		WU					3 8	73 8	
111									
112		S y zwwsyFxx yx					667 39	837	
113		tyfqS yFxx yx					898 39	655355	
114									
115									
116		Non-Convertible debentures / Bonds & Zero Coupon Bonds / Deep Discount Bonds are considered as Traded based on the information provided by external agencies.							
117		** Non Traded / Illiquid Securities.							
118		Net Current Assets is adjusted to the extent of short derivatives positions, if any.							
119		For the Instrument/security whose final ISIN is yet to be assigned, disclosure of ISIN has been made as per the details provided by external agencies.							
120		Debt instruments having structured obligations or credit enhancement features have been denoted with suffix as (SO) or (CE) respectively against the ratings of the instrument							

	A	B	C	D	E	F	G	H	I
1		N N NUvzi syfqRzyzfq zsi							
2		N N NUvzi syfqQnvzri zsi							
3		Utwktqt fxts g7 17575							
4		trufs 4Nxxz wtNsxywzr sySfr	N NS	tzuts	Nsizxyw4Wfynsl	Vzfsyny	utxzw4Rfwp y fqz -Wk3Qfpm	yt Sf	
5		I qyNsxywzr syx					7 9 37	3 6	
6									
7		Qnxy i 4F fnynsl Qnxynsl Ts ythp hmfsl x					7 9 37	3 6	
8									
9		Lt vsr sy hzwyn x					7 583	3	
10		Government Securities	IN0020180017	6.65	SOV	243000000	243350.41	5.40%	
11		Government Securities	IN0020100015	7.8	SOV	12500000	12553.36	0.28%	
12									
13		Sts2 ts wynq i q syzwx4Gtsix					65 9 3	5379	
14		HDFC Ltd.	INE001A07RQ7	8.52	CRISIL AAA	750	7539.88	0.17%	
15		Aditya Birla Finance Ltd. **	INE860H07AF0	9	ICRA AAA	250	2503.67	0.06%	
16		HDFC Ltd. **	INE001A07QB1	11.58	CRISIL AAA	5	502.13	0.01%	
17		Aditya Birla Finance Ltd. **	INE860H07BE1	8.87	ICRA AAA	10	100.27	^	
18									
19		wt tzuts Gtsix4I uInxhtzsyGtsix					Snq	Snq	
20									
21		Uwnfy q Ufhi4zsqnxyi					Snq	Snq	
22									
23		Sts2 ts wynq i q syzwx4Gtsix					Snq	Snq	
24									
25		wt tzuts Gtsix4I uInxhtzsyGtsix					Snq	Snq	
26									
27		hzwyn i I qyNsxywzr syx					Snq	Snq	
28									
29		w I utxnyx					Snq	Snq	
30									
31		I utxnyx-rfyzwy sty h imsl 6if x.					Snq	Snq	
32									
33		I utxnyx-Ufhi fxRfwins.					Snq	Snq	
34									
35		Rts Rfwp yNsxywzr syx					9687 683 7	63	
36									
37		Uxfsi Ix					79 79 539	35	
38		NTPC Ltd. **	INE733E14708		CRISIL A1+	30000	148342.95	3.29%	
39		Reliance Jio Infocomm Ltd. **	INE110L14NM7		CRISIL A1+	20000	98940.10	2.19%	
40		Bharat Heavy Electricals Ltd. **	INE257A14235		CARE A1+	16700	83144.04	1.84%	
41		Vedanta Ltd. **	INE205A14UV4		CRISIL A1+	15000	74179.80	1.65%	
42		Adani Ports and Special Economic Zone Ltd. **	INE742F14ML3		FITCH A1+	14000	69689.95	1.55%	
43		Tata Teleservices (Maharashtra) Ltd. **	INE517B14578		CRISIL A1+	14000	68953.99	1.53%	
44		NABARD **	INE261F14GL6		CRISIL A1+	11000	54382.63	1.21%	
45		IndusInd Bank Ltd. **	INE095A16G94		CRISIL A1+	55000	54333.51	1.21%	
46		Tata Teleservices (Maharashtra) Ltd. **	INE517B14586		CRISIL A1+	10200	50104.59	1.11%	
47		Kotak Mahindra Bank Ltd. **	INE237A167L1		CRISIL A1+	50000	49992.98	1.11%	
48		Cholamandalam Investment And Finance Company Ltd. **	INE121A14SC7		ICRA A1+	10000	49992.70	1.11%	
49		IDFC First Bank Ltd. **	INE092T16NI3		ICRA A1+	50000	49942.65	1.11%	
50		IDFC First Bank Ltd. **	INE092T16NL7		ICRA A1+	50000	49928.32	1.11%	
51		IDFC First Bank Ltd. **	INE092T16NK9		ICRA A1+	50000	49921.15	1.11%	
52		Cholamandalam Investment And Finance Company Ltd. **	INE121A14SH6		CRISIL A1+	10000	49914.73	1.11%	
53		IDFC First Bank Ltd. **	INE092T16NN3		ICRA A1+	50000	49815.57	1.11%	
54		Oriental Bank Of Commerce **	INE141A16ZZ6		CRISIL A1+	50000	49552.60	1.10%	
55		IndusInd Bank Ltd. **	INE095A16G86		CRISIL A1+	50000	49401.70	1.10%	
56		Reliance Jio Infocomm Ltd. **	INE110L14NO3		CRISIL A1+	10000	49393.10	1.10%	
57		Reliance Jio Infocomm Ltd. **	INE110L14MX6		CARE A1+	8000	39854.07	0.88%	
58		SBI Cards & Payment Services Pvt. Ltd. **	INE018E14OI3		CRISIL A1+	8000	39800.05	0.88%	
59		Axis Bank Ltd. **	INE238A162U2		CRISIL A1+	40000	39555.72	0.88%	
60		The South Indian Bank Ltd. **	INE683A16NA6		CARE A1+	40000	39538.20	0.88%	
61		Bank Of Baroda **	INE028A16BF8		FITCH A1+	37500	37416.44	0.83%	
62		Tata Teleservices Ltd. **	INE037E14860		CARE A1+	7400	36923.86	0.82%	
63		IDFC First Bank Ltd. **	INE092T16NM5		ICRA A1+	35500	35389.20	0.79%	
64		Vedanta Ltd. **	INE205A14UY8		CRISIL A1+	7000	34605.76	0.77%	
65		Larsen & Toubro Ltd. **	INE018A14HK1		CRISIL A1+	6000	29875.39	0.66%	
66		Tata Power Company Ltd. **	INE245A14CP0		CRISIL A1+	5000	24981.00	0.55%	
67		IDFC First Bank Ltd. **	INE092T16MP0		ICRA A1+	25000	24911.33	0.55%	
68		Adani Ports and Special Economic Zone Ltd. **	INE742F14MM1		FITCH A1+	5000	24901.61	0.55%	
69		NTPC Ltd. **	INE733E14716		CRISIL A1+	5000	24701.70	0.55%	
70		Tata Teleservices (Maharashtra) Ltd. **	INE517B14529		CARE A1+	4800	23950.61	0.53%	
71		Axis Bank Ltd. **	INE238A162L1		CRISIL A1+	22500	22490.49	0.50%	
72		Oriental Bank Of Commerce **	INE141A16ZA9		CRISIL A1+	22500	22465.14	0.50%	
73		Manappuram Finance Ltd. **	INE522D14LW3		CARE A1+	4000	19996.89	0.44%	
74		Adani Ports and Special Economic Zone Ltd. **	INE742F14LT8		FITCH A1+	4000	19996.84	0.44%	
75		Adani Ports and Special Economic Zone Ltd. **	INE742F14LV4		FITCH A1+	4000	19987.35	0.44%	
76		National Fertilizers Ltd. **	INE870D14CP9		FITCH A1+	4000	19985.37	0.44%	
77		Muthoot Finance Ltd. **	INE414G14NG5		CRISIL A1+	4000	19972.49	0.44%	
78		Muthoot Finance Ltd. **	INE414G14NL5		CRISIL A1+	4000	19951.14	0.44%	
79		Muthoot Finance Ltd. **	INE414G14NK7		CRISIL A1+	4000	19947.63	0.44%	
80		Muthoot Finance Ltd. **	INE414G14NM3		CRISIL A1+	4000	19944.12	0.44%	
81		Bharti Hexacom Ltd. **	INE343G14198		CRISIL A1+	4000	19922.70	0.44%	
82		Manappuram Finance Ltd. **	INE522D14MB5		CARE A1+	4000	19914.29	0.44%	
83		Vardhman Textiles Ltd. **	INE825A14874		CRISIL A1+	4000	19914.02	0.44%	
84		GIC Housing Finance Ltd. **	INE289B14GA9		CRISIL A1+	4000	19827.96	0.44%	

	A	B	C	D	E	F	G	H	I
85		Muthoot Finance Ltd. **	INE414G14NY8		CRISIL A1+	4000	19773.68	0.44%	
86		PNB Gilts Ltd. **	INE859A14022		CRISIL A1+	4000	19757.66	0.44%	
87		Gujarat State Fertilizers and Chemicals Ltd. **	INE026A14564		FITCH A1+	4000	19751.60	0.44%	
88		Tata Motors Finance Ltd. **	INE601U14EF9		CRISIL A1+	4000	19734.00	0.44%	
89		Tata Motors Finance Ltd. **	INE601U14EG7		CRISIL A1+	4000	19727.44	0.44%	
90		Manappuram Finance Ltd. **	INE522D14MD1		CRISIL A1+	4000	19724.18	0.44%	
91		Motilal Oswal Financial Services Ltd. **	INE338I14BN3		CRISIL A1+	4000	19633.16	0.44%	
92		Reliance Jio Infocomm Ltd. **	INE110L14MU2		CARE A1+	3500	17461.63	0.39%	
93		Chambal Fertilisers & Chemicals Ltd. **	INE085A14GP1		CRISIL A1+	3000	14973.71	0.33%	
94		SBI Cards & Payment Services Pvt. Ltd. **	INE018E14OH5		CRISIL A1+	3000	14961.87	0.33%	
95		Chambal Fertilisers & Chemicals Ltd. **	INE085A14GN6		CRISIL A1+	3000	14960.45	0.33%	
96		IndusInd Bank Ltd. **	INE095A16F79		CRISIL A1+	15000	14882.15	0.33%	
97		DCB Bank Ltd. **	INE503A16GM5		CRISIL A1+	15000	14818.83	0.33%	
98		Julius Baer Capital (India) Pvt. Ltd. **	INE824H14BN4		CRISIL A1+	2500	12481.78	0.28%	
99		IDFC First Bank Ltd. **	INE092T16KP4		ICRA A1+	12500	12466.31	0.28%	
100		IndusInd Bank Ltd. **	INE095A16ZX9		CRISIL A1+	11500	11493.44	0.25%	
101		Muthoot Finance Ltd. **	INE414G14ND2		CRISIL A1+	2000	9995.44	0.22%	
102		Manappuram Finance Ltd. **	INE522D14LX1		CARE A1+	2000	9995.34	0.22%	
103		The Indian Hotels Company Ltd. **	INE053A14352		CARE A1+	2000	9993.79	0.22%	
104		Reliance Jio Infocomm Ltd. **	INE110L14MR8		CRISIL A1+	2000	9988.29	0.22%	
105		SRF Ltd. **	INE647A14732		CRISIL A1+	2000	9976.50	0.22%	
106		Muthoot Finance Ltd. **	INE414G14NN1		CRISIL A1+	2000	9970.30	0.22%	
107		TV18 Broadcast Ltd. **	INE886H14EC0		CARE A1+	2000	9967.21	0.22%	
108		UPL Ltd. **	INE628A14DW1		CARE A1+	2000	9966.77	0.22%	
109		The Ramco Cements Ltd. **	INE331A14JO6		CRISIL A1+	2000	9966.60	0.22%	
110		Chambal Fertilisers & Chemicals Ltd. **	INE085A14GO4		CARE A1+	2000	9966.34	0.22%	
111		Punjab National Bank **	INE160A16MB5		CRISIL A1+	10000	9965.15	0.22%	
112		Nuvoco Vistas Corporation Ltd. **	INE118D14431		CRISIL A1+	2000	9958.28	0.22%	
113		TVS Credit Services Ltd. **	INE729N14EQ0		CRISIL A1+	2000	9955.01	0.22%	
114		Julius Baer Capital (India) Pvt. Ltd. **	INE824H14BO2		CRISIL A1+	2000	9946.27	0.22%	
115		TVS Credit Services Ltd. **	INE729N14ES6		CRISIL A1+	2000	9852.58	0.22%	
116		TVS Credit Services Ltd. **	INE729N14EU2		CRISIL A1+	2000	9850.91	0.22%	
117		Ramco Industries Ltd. **	INE614A14245		CRISIL A1+	1700	8389.56	0.19%	
118		NABARD **	INE261F16355		CRISIL A1+	7500	7494.77	0.17%	
119		EID Parry (India) Ltd. **	INE126A14DX4		CARE A1+	1500	7470.86	0.17%	
120		Godrej Industries Ltd. **	INE233A14PB8		CRISIL A1+	1500	7416.48	0.16%	
121		SBI Global Factors Ltd. **	INE912E14KO3		CRISIL A1+	1400	6963.00	0.15%	
122		IndusInd Bank Ltd. **	INE095A16A17		CRISIL A1+	6500	6482.47	0.14%	
123		Kotak Mahindra Investments Ltd. **	INE975F14RV7		CRISIL A1+	1000	4996.99	0.11%	
124		Axis Bank Ltd. **	INE238A165L4		CRISIL A1+	5000	4996.49	0.11%	
125		Redington (India) Ltd. **	INE891D14VA7		CRISIL A1+	1000	4994.02	0.11%	
126		NABARD **	INE261F16371		FITCH A1+	5000	4991.65	0.11%	
127		Carat Lane Trading Pvt Ltd **	INE015Y14021		ICRA A1+	1000	4987.91	0.11%	
128		Aditya Birla Money Ltd. **	INE865C14EU7		CRISIL A1+	1000	4981.88	0.11%	
129		The Ramco Cements Ltd. **	INE331A14JP3		CRISIL A1+	1000	4981.85	0.11%	
130		CEAT Ltd. **	INE482A14916		FITCH A1+	1000	4950.48	0.11%	
131		Qatar National Bank **	INE0BJN16028		CRISIL A1+	5000	4946.34	0.11%	
132		TVS Credit Services Ltd. **	INE729N14ET4		CRISIL A1+	1000	4927.13	0.11%	
133		Cholamandalam Investment And Finance Company Ltd. **	INE121A14QU3		ICRA A1+	500	2498.90	0.06%	
134		HDFC Bank Ltd. **	INE040A16CE4		FITCH A1+	2500	2498.26	0.06%	
135		IDFC First Bank Ltd. **	INE092T16KE8		ICRA A1+	2500	2498.21	0.06%	
136		NABARD **	INE261F16389		FITCH A1+	2500	2494.06	0.06%	
137		Network18 Media & Investments Ltd. **	INE870H14IY9		CARE A1+	500	2491.80	0.06%	
138		Godrej Agrovet Ltd. **	INE850D14HZ9		ICRA A1+	500	2489.05	0.06%	
139		HDFC Ltd. **	INE001A14WF6		CRISIL A1+	500	2470.56	0.05%	
140		IDFC First Bank Ltd. **	INE092T16KZ3		ICRA A1+	2000	1993.47	0.04%	
141		Reliance Industries Ltd. **	INE002A14DM0		CARE A1+	300	1499.79	0.03%	
142		The South Indian Bank Ltd. **	INE683A16NB4		CARE A1+	1000	989.86	0.02%	
143									
144		**Gnqx Winqhtzsyi**					**Snq**	**Snq**	
145									
146		**wfxzw Gnqx**					**6 59 73**	**8 3 6**	
147		79 Days CMB	IN002019U041		SOV	301500000	300822.23	6.67%	
148		48 Days CMB	IN002019U082		SOV	279000000	278149.33	6.17%	
149		45 Days CMB	IN002019U090		SOV	266333300	265521.25	5.89%	
150		91 Days Treasury Bills	IN002019X466		SOV	222500000	220454.34	4.89%	
151		91 Days Treasury Bills	IN002019X375		SOV	170500000	170404.69	3.78%	
152		63 Days CMB	IN002019U074		SOV	160688600	160328.82	3.56%	
153		91 Days Treasury Bills	IN002019X391		SOV	122500000	122192.65	2.71%	
154		70 Days CMB	IN002019U066		SOV	94500000	94288.41	2.09%	
155		91 Days Treasury Bill	IN002019X425		SOV	38498300	38291.06	0.85%	
156									
157		**W wx Wut**					**388**	**63 5**	
158									
159		**WU**					**7 93**	**53**	
160									
161		**S y zwwsyFxx yx**					**27 35**	**2535**	
162		**tyfqS yFxx yx**					**9 5 37**	**655355**	
163									
164									
165		Non-Convertible debentures / Bonds & Zero Coupon Bonds / Deep Discount Bonds are considered as Traded based on the information provided by external agencies.							
166		** Non Traded / Illiquid Securities.							
167		^ Value Less than 0.01% of NAV in absolute terms.							
168		Net Current Assets is adjusted to the extent of short derivatives positions, if any.							

	A	B	C	D	E	F	G	H	I
169		For the Instrument/security whose final ISIN is yet to be assigned, disclosure of ISIN has been made as per the details provided by external agencies.							

	A	B	C	D	E	F	G	H	I
1		N N NUvzi syrfqRzyzfq zsi							
2		N N NUvzi syrfqQvzri							
3		Utwykt qt fx ts g 7 17575							
4		tr ufs 4Nxxz wtNsxywzr sySfr	N NS	tzuts	Nsi zxyw4Wfynsl	Vzfsyry	utxzw4Rfvp y fqz -Wk3Qfpm	yt Sf	
5		I qyNsxywzr syx					Snq	Snq	
6									
7		Qnxy i 4F fnynsl Qnxynsl Ts ythp hnfsl x					Snq	Snq	
8									
9		Lt vsr sy hzwyn x					Snq	Snq	
10									
11		Sts2 ts wnqq i q syzwx4Gtsi x					Snq	Snq	
12									
13		vt tzuts Gtsi x4I uInxhtzsyGtsi x					Snq	Snq	
14									
15		Uwnfy q Ufh i 4zsqnxy i					Snq	Snq	
16									
17		Sts2 ts wnqq i q syzwx4Gtsi x					Snq	Snq	
18									
19		vt tzuts Gtsi x4I uInxhtzsyGtsi x					Snq	Snq	
20									
21		hzwyn i I qyNsxywzr syx					Snq	Snq	
22									
23		w I utxnyx					Snq	Snq	
24									
25		I utxnyx-r fyzwy sty h insl 6if x.					Snq	Snq	
26									
27		I utxnyx-Ufh i fx Rfwrns.					Snq	Snq	
28									
29		Rts Rfvp yNsxywzr syx					Snq	Snq	
30									
31		Uxfsi Ix					Snq	Snq	
32									
33		Gnqx Winxhtzsy i					Snq	Snq	
34									
35		wfxzw Gnqx					Snq	Snq	
36									
37		WU					66 7 3	3 5	
38									
39		S y zwwsyFxx yx					3	53 5	
40		tyfqS yFxx yx					66 389	655365	
41									
42									
43		Non-Convertible debentures / Bonds & Zero Coupon Bonds / Deep Discount Bonds are considered as Traded based on the information provided by external agencies.							
44		Net Current Assets is adjusted to the extent of short derivatives positions, if any.							
45		For the Instrument/security whose final ISIN is yet to be assigned, disclosure of ISIN has been made as per the details provided by external agencies.							

	A	B	C	D	E	F	G	H	I
1		N N NUvzi syfqRzyzfq zsi							
2		N N NUvzi syfqR imzr w Gtsi zsi							
3		Utwkt qt fxts g7 17575							
4		tr ufs 4Nxxz wNsxyvzr sySfr	N NS	tzuts	Nsi zxyw4Wfynsl	Vzfsyny	utxzw4Rfvp y fqz -Wk3Qfpm	yt Sf	
5		I qyNsxyvzr syx					6 386	3	
6									
7		Qxyi 4F fynsl Qxynsl Ts ythp hmfsl x					8 57 398	36	
8									
9		Lt vsr sy hzwyn x					Snq	Snq	
10									
11		Sts2 ts wnqq i g syzwx4 Gtsi x					6 683	35	
12		Walwhan Renewables Energy Ltd. **	INE296N08022	8	CARE AA(CE)	3660	36726.71	5.40%	
13		Coastal Gujarat Power Ltd. **	INE295J08014	9.7	CARE AA(CE)	3000	31517.49	4.63%	
14		Rural Electrification Corporation Ltd. **	INE020B08BU9	8.3	CRISIL AAA	2950	30953.61	4.55%	
15		Housing and Urban Development Corporation Ltd. **	INE031A08699	8.41	ICRA AAA	2000	21753.00	3.20%	
16		Muthoot Finance Ltd. **	INE414G07DR7	10	ICRA AA	1800	18294.21	2.69%	
17		GMR Air Cargo and Aerospace Engineering Ltd **	INE550V08017	8.55	ICRA AA(SO)	1750	17317.67	2.54%	
18		The Great Eastern Shipping Company Ltd. **	INE017A08284	7.99	BWR AAA	1500	14751.39	2.17%	
19		National Highways Authority of India	INE906B07GP0	8.27	CRISIL AAA	1350	14411.93	2.12%	
20		Indian Railway Finance Corporation Ltd. **	INE053F07BE7	8.23	CRISIL AAA	1350	14404.30	2.12%	
21		Axis Bank Ltd. **	INE238A08427	8.75	CRISIL AA+	1350	13686.25	2.01%	
22		Manappuram Finance Ltd. **	INE522D07AD0	8.8	CRISIL AA	1300	12989.69	1.91%	
23		JM Financial Products Ltd. **	INE523H07858	8.9	ICRA AA	1200	11866.26	1.74%	
24		National Highways Authority of India	INE906B07HH5	7.7	CRISIL AAA	1000	10354.78	1.52%	
25		ICICI Bank Ltd. **	INE090A08UB4	9.15	ICRA AA+	1000	10351.28	1.52%	
26		Vedanta Ltd. **	INE205A07170	9.2	CRISIL AA	1000	10160.21	1.49%	
27		Axis Bank Ltd. **	INE238A08443	8.75	CRISIL AA+	1000	10137.91	1.49%	
28		LIC Housing Finance Ltd. **	INE115A07OM1	7.79	CRISIL AAA	1000	10108.94	1.49%	
29		Rural Electrification Corporation Ltd. **	INE020B08BS3	8.8	CRISIL AAA	920	9948.24	1.46%	
30		GMR Air Cargo and Aerospace Engineering Ltd **	INE991L07016	8.55	ICRA AA(SO)	1000	9895.81	1.45%	
31		Jhajjar Power Ltd. **	INE165K07027	9.99	FITCH AA+(CE)	90	9455.13	1.39%	
32		The Indian Hotels Company Ltd. **	INE053A07182	7.85	CARE AA+	925	9318.14	1.37%	
33		Power Finance Corporation Ltd. **	INE134E08KI8	7.93	CRISIL AAA	850	8738.80	1.28%	
34		JM Financial Products Ltd. **	INE523H07866	8.8	ICRA AA	880	8657.26	1.27%	
35		Power Finance Corporation Ltd. **	INE134E08KC1	8.85	CRISIL AAA	700	7604.93	1.12%	
36		Bharti Telecom Ltd.	INE403D08066	8.9	CRISIL AA+	750	7562.70	1.11%	
37		NABARD	INE261F08BX4	7.43	ICRA AAA	700	7176.86	1.05%	
38		Food Corporation Of India	INE861G08068	7.6	CRISIL AAA(CE)	700	7166.18	1.05%	
39		Godrej Properties Ltd. **	INE484J08014	7.82	ICRA AA	680	6809.77	1.00%	
40		Bombay Burmah Trading Corporation Ltd. **	INE050A07014	8.44	FITCH AA	670	6713.94	0.99%	
41		Jhajjar Power Ltd. **	INE165K07019	9.99	FITCH AA+(CE)	60	6335.18	0.93%	
42		NABARD **	INE261F08BU0	7.46	CRISIL AAA	600	6147.77	0.90%	
43		Incline Realty Pvt. Ltd. **	INE568Q07078	9.25	CARE AA+(SO)	60	5946.74	0.87%	
44		Jamnagar Utilities & Power Pvt. Ltd. **	INE936D07075	9.75	CRISIL AAA	550	5863.86	0.86%	
45		Rural Electrification Corporation Ltd. **	INE020B08BH6	8.37	CRISIL AAA	500	5319.99	0.78%	
46		Vizag General Cargo Berth Pvt Ltd **	INE905O07028	8.25	CRISIL AA(CE)	500	4996.42	0.73%	
47		Food Corporation Of India	INE861G08050	7.64	CRISIL AAA(CE)	450	4654.18	0.68%	
48		Indian Railway Finance Corporation Ltd.	INE053F07BU3	7.48	CRISIL AAA	450	4591.39	0.67%	
49		Indian Railway Finance Corporation Ltd. **	INE053F07BD9	8.3	CRISIL AAA	400	4285.75	0.63%	
50		Oriental Nagpur Betul Highway Ltd. **	INE105N07209	8.28	CRISIL AAA	4000	3924.63	0.58%	
51		SP Jammu Udhampur Highway Ltd. **	INE923L07217	9.15	ICRA AAA	378	3878.68	0.57%	
52		Oriental Nagpur Betul Highway Ltd. **	INE105N07100	8.28	CRISIL AAA	3850	3866.59	0.57%	
53		Talwandi Sabo Power Ltd. **	INE694L07123	9.23	CRISIL AA(CE)	383	3850.62	0.57%	
54		SP Jammu Udhampur Highway Ltd. **	INE923L07209	9.15	ICRA AAA	370	3789.92	0.56%	
55		The Great Eastern Shipping Company Ltd. **	INE017A08250	8.24	CARE AA+	380	3745.50	0.55%	
56		SP Jammu Udhampur Highway Ltd. **	INE923L07191	9.15	ICRA AAA	340	3480.97	0.51%	
57		Oriental Nagpur Betul Highway Ltd. **	INE105N07118	8.28	CRISIL AAA	3350	3356.30	0.49%	
58		Oriental Nagpur Betul Highway Ltd. **	INE105N07217	8.28	CRISIL AAA	3094	3012.72	0.44%	
59		Oriental Nagpur Betul Highway Ltd. **	INE105N07225	8.28	CRISIL AAA	3000	2917.20	0.43%	
60		IDFC First Bank Ltd. **	INE092T08BR6	8.49	ICRA AA	300	2887.83	0.42%	
61		Rural Electrification Corporation Ltd. **	INE020B08BQ7	8.85	CRISIL AAA	255	2764.78	0.41%	
62		Housing and Urban Development Corporation Ltd.	INE031A08707	8.37	ICRA AAA	250	2717.04	0.40%	
63		NABARD **	INE261F08AD8	8.2	CRISIL AAA	250	2669.89	0.39%	
64		Power Finance Corporation Ltd. **	INE134E08JC3	7.44	CRISIL AAA	250	2521.28	0.37%	
65		Power Finance Corporation Ltd. **	INE134E08IO0	7.23	CRISIL AAA	250	2493.68	0.37%	
66		Oriental Nagpur Betul Highway Ltd. **	INE105N07183	8.28	CRISIL AAA	2500	2486.09	0.37%	
67		The Great Eastern Shipping Company Ltd. **	INE017A08235	8.7	CARE AA+	250	2477.43	0.36%	
68		Oriental Nagpur Betul Highway Ltd. **	INE105N07191	8.28	CRISIL AAA	2500	2455.63	0.36%	
69		SP Jammu Udhampur Highway Ltd. **	INE923L07183	9.15	ICRA AAA	200	2043.47	0.30%	
70		Oriental Nagpur Betul Highway Ltd. **	INE105N07175	8.28	CRISIL AAA	2000	1989.66	0.29%	
71		Oriental Nagpur Betul Highway Ltd. **	INE105N07126	8.28	CRISIL AAA	1850	1851.02	0.27%	
72		Oriental Nagpur Betul Highway Ltd. **	INE105N07142	8.28	CRISIL AAA	1850	1850.91	0.27%	
73		Oriental Nagpur Betul Highway Ltd. **	INE105N07134	8.28	CRISIL AAA	1850	1850.77	0.27%	
74		IDFC First Bank Ltd. **	INE092T08BO3	9.36	ICRA AA	161	1601.44	0.24%	
75		Power Finance Corporation Ltd. **	INE134E08HD5	8.39	CRISIL AAA	150	1588.74	0.23%	
76		Indian Railway Finance Corporation Ltd.	INE053F07BX7	7.55	CRISIL AAA	100	1026.24	0.15%	
77		IDFC First Bank Ltd. **	INE092T08BN5	9.3	ICRA AA	100	992.64	0.15%	
78		IDFC First Bank Ltd. **	INE092T08BS4	8.67	ICRA AA	100	966.95	0.14%	
79		IDFC First Bank Ltd. **	INE092T08BU0	8.7	ICRA AA	100	965.95	0.14%	
80		IDFC First Bank Ltd. **	INE092T08BP0	9.38	ICRA AA	95	945.58	0.14%	
81		Power Finance Corporation Ltd. **	INE134E08JQ3	8.95	CRISIL AAA	81	886.20	0.13%	
82		Patel KNR Heavy Infrastructures Ltd. **	INE555J07187	10.3	CARE AA+	590	605.92	0.09%	
83		Patel KNR Heavy Infrastructures Ltd. **	INE555J07179	10.3	CARE AA+	590	604.03	0.09%	
84		Patel KNR Heavy Infrastructures Ltd. **	INE555J07203	10.3	CARE AA+	560	580.20	0.09%	
85		Patel KNR Heavy Infrastructures Ltd. **	INE555J07195	10.3	CARE AA+	560	577.39	0.08%	
86		Patel KNR Heavy Infrastructures Ltd. **	INE555J07161	10.3	CARE AA+	445	452.45	0.07%	
87		Hindalco Industries Ltd. **	INE038A07258	9.55	CRISIL AA	10	103.98	0.02%	
88		Muthoot Finance Ltd. **	INE414G07CM0	8.75	CRISIL AA	10000	100.11	0.01%	

	A	B	C	D	E	F	G	H	I
89		JM Financial Products Ltd. **	INE523H07940	9.3387	ICRA AA	6	58.47	0.01%	
90									
91		**wt tzuts Gtsix4I uInxhtzsyGtsix**					**766683**	**8365**	
92		TMF Holdings Ltd. **	INE909H08279		ICRA AA-	1000	10498.52	1.54%	
93		EMBASSY OFFICE PARKS REIT **	INE041007019		CRISIL AAA	500	5466.05	0.80%	
94		Aditya Birla Fashion and Retail Ltd. **	INE647O08081		CRISIL AA	500	5149.29	0.76%	
95									
96		**Uwfy q Ufhi4zsqxyi**					**65 7386**	**6367**	
97									
98		**Sts2ts wnqqi g syzwx4Gtsix**					**65 839**	**636**	
99		Bangalore Airport Hotel Ltd. **	INE119L07014	8.1	FITCH AA+(CE)	2500	24198.65	3.56%	
100		Tata Projects Ltd. **	INE725H08014	9.46	FITCH AA	1250	12767.46	1.88%	
101		Kribhco Infrastructure Ltd. **	INE961V08016	8.15	ICRA AA(CE)	1080	10819.74	1.59%	
102		Nayara Energy Ltd. **	INE011A07099	9.5	CARE AA	102	10192.94	1.50%	
103		Inox Air Products Ltd. **	INE321A07167	10.85	CRISIL AA	940	9889.08	1.45%	
104		Promont Hillside Pvt. Ltd. **	INE931Q08035	8.4	CARE AA(CE)	860	8591.49	1.26%	
105		Quess Corp Ltd. **	INE615P07020	8.5	ICRA AA	750	7514.22	1.10%	
106		Writers And Publishers Pvt. Ltd. **	INE312G08104	12	FITCH AA-(CE)	398	4011.96	0.59%	
107		Inox Air Products Ltd. **	INE321A07159	10.85	CRISIL AA	300	3116.16	0.46%	
108		Mahindra Homes Pvt. Ltd. **	INE826Q07021	8.5	FITCH AA-	300	2982.67	0.44%	
109		Mahindra Homes Pvt. Ltd. **	INE826Q07039	8.5	FITCH AA-	300	2943.32	0.43%	
110		Tata Housing Development Company Ltd. **	INE582L07112	8.19	ICRA AA	251	2511.61	0.37%	
111		Inox Air Products Ltd. **	INE321A07134	10.85	CRISIL AA	240	2435.88	0.36%	
112		Inox Air Products Ltd. **	INE321A07142	10.85	CRISIL AA	200	2063.27	0.30%	
113		Tata Value Homes Ltd. **	INE069P08044	8.4	CARE AA	70	694.97	0.10%	
114		CLP Wind Farms (India) Pvt. Ltd. **	INE336K07032	9.15	FITCH AA	5	501.15	0.07%	
115		Parry Sugars Refinery India Pvt. Ltd. **	INE082O07042	8.4	CRISIL AA-(CE)	20	198.59	0.03%	
116		Afcons Infrastructure Ltd. **	INE101I08040	9.87	ICRA AA	12	120.29	0.02%	
117									
118		**wt tzuts Gtsix4I uInxhtzsyGtsix**					**9693**	**536**	
119		KKR India Financial Services Pvt. Ltd. **	INE321N07244		CRISIL AA	27	3477.41	0.51%	
120		Mahindra World City (Jaipur) Ltd. **	INE674N07097		FITCH AA-	50	697.45	0.10%	
121									
122		**hzwyn i I gyNsxywzr syx**					**86683**	**539**	
123		MFL Securitisation Trust LXII (Originator is Magma Fincorp Ltd.) **	INE00A215017		CRISIL AAA(SO)	1009	2805.93	0.41%	
124		MFL Securitisation Trust LIX (Originator is Magma Fincorp Ltd.) **	INE931Y15018		FITCH AAA(SO)	275	307.64	0.05%	
125									
126		**w I utxnyx**					**Snq**	**Snq**	
127									
128		**I utxnyx-rfyzwy sty h insl 6if x.**					**Snq**	**Snq**	
129									
130		**I utxnyx-Ufhi fxRfwns.**					**Snq**	**Snq**	
131									
132		**Rts Rfwp yNsxywzr syx**					**Snq**	**Snq**	
133									
134		**Uxfsi Ix**					**Snq**	**Snq**	
135									
136		**Gnqx Winxhtzsyi**					**Snq**	**Snq**	
137									
138		**wfxzw Gnqx**					**Snq**	**Snq**	
139									
140		**WU**					**76 39**	**937**	
141									
142		**S y zwwsyFxx yx**					**28 73**	**2535**	
143		**tyfqS yFxx yx**					**5 93**	**655355**	
144									
145		**NS W WF FU -FyStwtsfq fqz . (**					**2 55355**	**2673**	
146		ICICI Bank Ltd- MD -07-Aug-2023					-10000.00	-1.47%	
147		ICICI Bank Ltd- MD -21-Sep-2020					-25000.00	-3.67%	
148		Hongkong & Shanghai Banking Corpn- MD -21-Sep-2020					-20000.00	-2.94%	
149		HDFC Bank Limited- MD -07-Aug-2023					-10000.00	-1.47%	
150		ICICI Bank Ltd- MD -24-Jul-2023					-10000.00	-1.47%	
151		Hongkong & Shanghai Banking Corpn- MD -24-Jul-2023					-10000.00	-1.47%	
152		Hongkong & Shanghai Banking Corpn- MD -25-Jun-2021					-2500.00	-0.37%	
153									
154									
155									
156		Non-Convertible debentures / Bonds & Zero Coupon Bonds / Deep Discount Bonds are considered as Traded based on the information provided by external agencies.							
157		** Non Traded / Illiquid Securities.							
158		# The Scheme has entered into interest rate swap contract(s), against certain fixed rate instruments held by the scheme.							
159		Net Current Assets is adjusted to the extent of short derivatives positions, if any.							
160		For the Instrument/security whose final ISIN is yet to be assigned, disclosure of ISIN has been made as per the details provided by external agencies.							
161		Debt instruments having structured obligations or credit enhancement features have been denoted with suffix as (SO) or (CE) respectively against the ratings of the instrument							

1		N N NUvzi syfqRzyzfq zsi						
2		N N NUvzi syfqFqq fxtsxGtsi zsi						
3		Utwktqt fxts g7 17575						
4		trufs 4Nxoz wNsxyvzr sySfr	N NS	tzuts	Nsizxyw4Wfynsl	Vzfsyny	utxzw4Rfwp y fqz -Wk3Qfpm	yt Sf
5		I qyNsxyvzr syx					8675 837	3
6								
7		Qnxy i 4F fynsl Qnxynsl Ts ythp hnfsl x					7 8 9367	3 5
8								
9		Lt vsr sy hzwyn x					68 5 368	9837
10		Government Securities	IN0020190065	7.57	SOV	118546300	127467.74	39.97%
11		Government Securities	IN0020180454	7.26	SOV	8900000	9287.82	2.91%
12		State Government of Rajasthan	IN2920160081	8.27	SOV	800000	835.59	0.26%
13		State Government of Maharashtra	IN2220120116	8.62	SOV	200000	214.05	0.07%
14		State Government of Tamil Nadu	IN3120161325	7.67	SOV	100000	103.93	0.03%
15								
16		Sts2ts vmqqi g syzwx4Gtsix					78 3 6	86367
17		Rural Electrification Corporation Ltd. **	INE020B08BQ7	8.85	CRISIL AAA	1500	16263.44	5.10%
18		Vedanta Ltd. **	INE205A07139	8.5	CRISIL AA	1000	10029.88	3.15%
19		Motilal Oswal Home Finance Ltd **	INE658R07281	10	ICRA AA(SO)	1000	10015.08	3.14%
20		The Great Eastern Shipping Company Ltd. **	INE017A08268	8.24	CARE AA+	750	7258.52	2.28%
21		Coastal Gujarat Power Ltd. **	INE295J08014	9.7	CARE AA(CE)	500	5252.92	1.65%
22		Walwhan Renewables Energy Ltd. **	INE296N08022	8	CARE AA(CE)	500	5017.31	1.57%
23		Vedanta Ltd. **	INE205A07147	8.5	CRISIL AA	500	5015.71	1.57%
24		Torrent Power Ltd. **	INE813H08034	10.25	CRISIL AA	450	4775.50	1.50%
25		Torrent Power Ltd. **	INE813H08026	10.25	CRISIL AA	450	4734.99	1.48%
26		Torrent Power Ltd. **	INE813H08018	10.25	CRISIL AA	450	4665.78	1.46%
27		NABARD **	INE261F08BE4	8.62	CRISIL AAA	400	4433.50	1.39%
28		Phoenix ARC Pvt Ltd **	INE163K07048	10.75	CRISIL AA	350	3535.50	1.11%
29		The Great Eastern Shipping Company Ltd. **	INE017A08243	8.7	CARE AA+	290	2915.50	0.91%
30		Coastal Gujarat Power Ltd. **	INE295J08055	9.15	CARE AA(CE)	250	2568.63	0.81%
31		Coastal Gujarat Power Ltd. **	INE295J08048	9.15	CARE AA(CE)	250	2547.95	0.80%
32		AU Small Finance Bank Ltd. **	INE949L08418	10.9	CRISIL AA-	250	2546.71	0.80%
33		Axis Bank Ltd. **	INE238A08443	8.75	CRISIL AA+	250	2534.48	0.79%
34		The Great Eastern Shipping Company Ltd. **	INE017A08235	8.7	CARE AA+	200	1981.94	0.62%
35		Rural Electrification Corporation Ltd. **	INE020B08BS3	8.8	CRISIL AAA	100	1081.33	0.34%
36		National Highways Authority of India	INE906B07GP0	8.27	CRISIL AAA	100	1067.55	0.33%
37		EID Parry (India) Ltd. **	INE126A07251	8.25	CRISIL AA-	100	993.69	0.31%
38								
39		vt tzuts Gtsix4I uInxhtzsyGtsix					8 99 35	66398
40		EMBASSY OFFICE PARKS REIT **	INE041007019		CRISIL AAA	1900	20770.97	6.51%
41		TMF Holdings Ltd. **	INE909H08279		ICRA AA-	1000	10498.52	3.29%
42		TMF Holdings Ltd. **	INE909H08287		ICRA AA-	500	5179.59	1.62%
43								
44		Uvnfy q Ufhi4zsqxyi					859 36	3
45								
46		Sts2ts vmqqi g syzwx4Gtsix					6 836	37
47		Nayara Energy Ltd. **	INE011A07099	9.5	CARE AA	100	9993.08	3.13%
48		Promont Hillside Pvt. Ltd. **	INE931Q08035	8.4	CARE AA(CE)	1000	9990.11	3.13%
49								
50		vt tzuts Gtsix4I uInxhtzsyGtsix					659 83	837
51		KKR India Financial Services Pvt. Ltd. **	INE321N07194		CRISIL AA	45	5928.23	1.86%
52		KKR India Financial Services Pvt. Ltd. **	INE321N07236		CRISIL AA	35	4565.76	1.43%
53								
54		hzwyn i I qyNsxyvzr syx					63 7	73 5
55		Sansar Trust November 2018 A1 (Originator is Shriram Transport Finance Company Ltd.) **	INE03A515017		ICRA AAA(SO)	856	5032.86	1.58%
56		MFL Securitisation Trust LXX (Originator is Magma Fincorp Ltd.) **	INE030415017		FITCH AAA(SO)	550	1957.89	0.61%
57		MFL Securitisation Trust LIX (Originator is Magma Fincorp Ltd.) **	INE931Y15018		FITCH AAA(SO)	886	991.17	0.31%
58								
59		vr I utxnyx					Snq	Snq
60								
61		I utxnyx-rfyzwy sty h insl 6if x.					Snq	Snq
62								
63		I utxnyx-Ufhi fx Rfwns.					Snq	Snq
64								
65		Rts Rfwp yNsxyvzr syx					Snq	Snq
66								
67		Uxfsi Ix					Snq	Snq
68								
69		Gnqx Winxhtzsyi					Snq	Snq
70								
71		wfxzw Gnqx					Snq	Snq
72								
73		WU					976 377	6387
74								
75		S y zwwsyFxx yx					7 3	53 6
76		tyfqS yFxx yx					86 356	655355
77								
78		NS W WF FU -FyStwtsfq fqz .(					275555355	2 37
79		HDFC Bank Limited- MD -21-Feb-2024					-5000.00	-1.57%
80		IDFC First Bank Ltd- MD -25-Sep-2024					-5000.00	-1.57%
81		IDFC First Bank Ltd- MD -24-Sep-2024					-5000.00	-1.57%
82		Yes Bank Ltd- MD -08-Feb-2024					-5000.00	-1.57%
83								
84								
85								
86		Non-Convertible debentures / Bonds & Zero Coupon Bonds / Deep Discount Bonds are considered as Traded based on the information provided by external agencies.						
87		** Non Traded / Illiquid Securities.						
88		# The Scheme has entered into interest rate swap contract(s), against certain fixed rate instruments held by the scheme.						
89		Net Current Assets is adjusted to the extent of short derivatives positions, if any.						
90		For the Instrument/security whose final ISIN is yet to be assigned, disclosure of ISIN has been made as per the details provided by external agencies.						
91		Debt instruments having structured obligations or credit enhancement features have been denoted with suffix as (SO) or (CE) respectively against the ratings of the instrument						

	A	B	C	D	E	F	G	H	I
1		N N NUwzi syfqRzyzfq zsi							
2		N N NUwzi syfq tsxyfsyRfyzwy Lnqy zsi							
3		Utwkdqt fxts g7 17575							
4		tr ufs 4Nkxz wdNsxywzr sySfr	N NS	tzuts	Nsizxyw4Wfynsl	Vzfsyny	utxzw4Rfwp y fqz -Wk3Qfpm	yt Sf	
5		I qyNsxywzr syx					6937	39	
6									
7		Qnxyi 4F fnynsl Qnxynsl Ts ythp hnfsl x					6937	39	
8									
9		Lt wsr sy hzwyn x					6937	39	
10		Government Securities	IN0020160118	6.79	SOV	7300000	7380.86	74.84%	
11		Government Securities	IN0020190065	7.57	SOV	1790000	1924.71	19.52%	
12		Government Securities	IN0020180454	7.26	SOV	200000	208.72	2.12%	
13									
14		Sts2 ts wnqq i g syzwx4Gtsix					Snq	Snq	
15									
16		vt tzuts Gtsix4I uInxhtzsyGtsix					Snq	Snq	
17									
18		Uwnfy q Ufhi4zsqnxyi					Snq	Snq	
19									
20		Sts2 ts wnqq i g syzwx4Gtsix					Snq	Snq	
21									
22		vt tzuts Gtsix4I uInxhtzsyGtsix					Snq	Snq	
23									
24		hzwyn i I qyNsxywzr syx					Snq	Snq	
25									
26		w I utxnyx					Snq	Snq	
27									
28		I utxnyx-rfyzwy sty h insl 6if x.					Snq	Snq	
29									
30		I utxnyx-Ufhi fxRfwrns.					Snq	Snq	
31									
32		Rts Rfwp yNsxywzr syx					Snq	Snq	
33									
34		Uxfsi Ix					Snq	Snq	
35									
36		Gnqx Winxhtzsyi					Snq	Snq	
37									
38		wfxzw Gnqx					Snq	Snq	
39									
40		WU					6 38	635	
41									
42		S y zwwsyFxx yx					6 539	638	
43		tyfqS yFxx yx					736	655365	
44									
45									
46		Non-Convertible debentures / Bonds & Zero Coupon Bonds / Deep Discount Bonds are considered as Traded based on the information provided by external agencies.							
47		Net Current Assets is adjusted to the extent of short derivatives positions, if any.							
48		For the Instrument/security whose final ISIN is yet to be assigned, disclosure of ISIN has been made as per the details provided by external agencies.							

	A	B	C	D	E	F	G	H	I
1		N N NUvzi syfqRzyzfq zsi							
2		N N NUvzi syfqZqvfmtwy vw zsi							
3		Utwykt qt fxts g7 17575							
4		tr ufs 4Nxxz wNsxywzr sySfr	N NS	tzuts	Nsizxyw4Wfynsl	Vzfsyyy	utxzw4Rfvpy fqz -Wk3Qfpm	yt Sf	
5		I gyNsxywzr syx					8 76 36	83	
6									
7		Qnxyi 4F fnynsl Qnxynsl Ts ythp hmfsl x					76 35	535	
8									
9		Lt wsr sy hzwynx						Snq	Snq
10									
11		Sts2 ts wnqqi q syzwx4Gtsix					9 6 5 38	367	
12		NABHA Power Ltd. **	INE445L08359	7.9	ICRA AAA(SO)	2250	22578.05	2.62%	
13		Nuvoco Vistas Corporation Ltd. **	INE548V07039	8.57	CRISIL AA	2060	20740.92	2.41%	
14		Manappuram Finance Ltd. **	INE522D07BB2	10.5	CRISIL AA	2000	20358.84	2.36%	
15		JSW Energy Ltd **	INE121E07338	8.4	CARE AA-	2000	19998.06	2.32%	
16		Power Finance Corporation Ltd. **	INE134E08IW3	7.5	CRISIL AAA	1750	17635.50	2.05%	
17		NABARD	INE261F08BB0	8.15	CRISIL AAA	1500	15140.16	1.76%	
18		Tata Value Homes Ltd. **	INE069P08051	9.35	CARE AA	1500	15057.95	1.75%	
19		Motilal Oswal Home Finance Ltd **	INE658R07281	10	ICRA AA(SO)	1500	15022.62	1.74%	
20		Ashoka Buildcon Ltd. **	INE442H08024	9.8	CRISIL AA-	1500	15014.28	1.74%	
21		Aadhar Housing Finance Ltd. **	INE538L07494	9.6	BWR AA	1494000	14811.32	1.72%	
22		LIC Housing Finance Ltd. **	INE115A07NQ4	8.8	CARE AAA	1250	12715.55	1.48%	
23		Bharti Telecom Ltd.	INE403D08074	8.25	CRISIL AA+	1250	12538.28	1.46%	
24		Bharti Airtel Ltd. **	INE397D08029	8.25	CRISIL AA	1250	12510.41	1.45%	
25		Muthoot Finance Ltd. **	INE414G07CC1	8.75	CRISIL AA	1200000	12049.85	1.40%	
26		Rural Electrification Corporation Ltd. **	INE020B08948	8.37	CRISIL AAA	1150	11617.66	1.35%	
27		HDFC Ltd.	INE001A07QF2	7.78	CRISIL AAA	110	11014.28	1.28%	
28		Tata Capital Housing Finance Ltd. **	INE033L07DP9	8.85	CRISIL AAA	1000	10076.49	1.17%	
29		Rural Electrification Corporation Ltd. **	INE020B08AJ4	6.87	CRISIL AAA	1000	10034.97	1.17%	
30		Century Textiles & Industries Ltd.	INE055A07088	8.29	CRISIL AA	1000	10015.02	1.16%	
31		Clix Capital Services Pvt. Ltd. **	INE157D07DB3	11	CARE AA-	1000	10010.16	1.16%	
32		Power Finance Corporation Ltd.	INE134E08HV7	8.36	CRISIL AAA	790	7980.35	0.93%	
33		Small Industries Development Bank Of India **	INE556F08JJ9	7.59	CARE AAA	750	7568.07	0.88%	
34		Coastal Gujarat Power Ltd. **	INE295J08030	9.15	CARE AA(CE)	750	7533.28	0.87%	
35		Talwandi Sabo Power Ltd. **	INE694L07131	9	FITCH AA(CE)	750	7528.89	0.87%	
36		Tata Motors Ltd. **	INE155A08357	7.28	CARE AA-	750	7513.12	0.87%	
37		Housing and Urban Development Corporation Ltd. **	INE031A08533	7.05	ICRA AAA	700	7032.22	0.82%	
38		Talwandi Sabo Power Ltd. **	INE694L07115	8.55	CRISIL AA(CE)	650	6484.51	0.75%	
39		Avanse Financial Services Ltd **	INE087P07121	11.4	CARE A+	650	6479.67	0.75%	
40		Talwandi Sabo Power Ltd. **	INE694L07107	7.85	CRISIL AA(CE)	630	6286.21	0.73%	
41		Motilal Oswal Financial Services Ltd. **	INE886I07030	8.53	ICRA AA	617	6140.94	0.71%	
42		Coastal Gujarat Power Ltd. **	INE295J08048	9.15	CARE AA(CE)	600	6115.07	0.71%	
43		Reliance Jio Infocomm Ltd. **	INE110L08011	8.95	CRISIL AAA(CE)	600	6079.72	0.71%	
44		HDFC Ltd.	INE001A07RN4	8.7	CRISIL AAA	500	5083.17	0.59%	
45		Vedanta Ltd. **	INE205A07162	8.9	CRISIL AA	500	5054.64	0.59%	
46		Rural Electrification Corporation Ltd.	INE020B08BK0	8.57	CRISIL AAA	500	5052.51	0.59%	
47		Power Finance Corporation Ltd. **	INE134E08HP9	8.53	CRISIL AAA	500	5043.49	0.59%	
48		Muthoot Finance Ltd. **	INE414G07DS5	10	ICRA AA	500	5042.11	0.59%	
49		Bharti Telecom Ltd.	INE403D08066	8.9	CRISIL AA+	500	5041.80	0.59%	
50		Reliance Industries Ltd. **	INE002A08526	7.07	CRISIL AAA	500	5033.53	0.58%	
51		NABARD **	INE261F08907	6.98	CRISIL AAA	500	5030.80	0.58%	
52		Rural Electrification Corporation Ltd. **	INE020B08AD7	6.83	CRISIL AAA	500	5013.86	0.58%	
53		BEML Ltd. **	INE258A07013	9.24	ICRA A+	500	5005.82	0.58%	
54		Avanse Financial Services Ltd **	INE087P07113	11.4	CARE A+	450	4485.78	0.52%	
55		Crompton Greaves Consumer Electricals Ltd. **	INE299U07023	8.95	CRISIL AA+	410	4110.98	0.48%	
56		Can Fin Homes Ltd. **	INE477A07225	7.57	FITCH AA	400	4004.10	0.46%	
57		Vedanta Ltd. **	INE205A07154	9.18	CRISIL AA	354	3580.55	0.42%	
58		Tata Motors Ltd. **	INE155A08225	9.73	CARE AA-	350	3556.21	0.41%	
59		Reliance Jio Infocomm Ltd. **	INE110L08029	8.95	CRISIL AAA(CE)	300	3043.14	0.35%	
60		Can Fin Homes Ltd. **	INE477A07274	7.64	ICRA AA+	300	3003.49	0.35%	
61		Power Finance Corporation Ltd. **	INE134E08HQ7	8.45	CRISIL AAA	290	2927.48	0.34%	
62		Tata Power Company Ltd. **	INE245A08109	7.99	FITCH AA	274	2764.59	0.32%	
63		AU Small Finance Bank Ltd. **	INE949L08145	12.25	FITCH AA-	250	2563.21	0.30%	
64		LIC Housing Finance Ltd. **	INE115A07NN1	9.02	CRISIL AAA	250	2543.53	0.30%	
65		Rural Electrification Corporation Ltd.	INE020B08955	8.36	CRISIL AAA	250	2530.56	0.29%	
66		Rural Electrification Corporation Ltd. **	INE020B08AE5	7.13	CRISIL AAA	250	2514.24	0.29%	
67		Godrej Properties Ltd. **	INE484J08014	7.82	ICRA AA	250	2503.59	0.29%	
68		Vizag General Cargo Berth Pvt Ltd **	INE905O07028	8.25	CRISIL AA(CE)	250	2498.21	0.29%	
69		Talwandi Sabo Power Ltd. **	INE694L07123	9.23	CRISIL AA(CE)	213	2141.47	0.25%	
70		G R Infraprojects Ltd. **	INE201P07144	9.68	CRISIL AA-	200	2010.82	0.23%	
71		Sundaram Home Finance Ltd. **	INE667F07GU9	7.4	ICRA AA+	200	2004.78	0.23%	
72		Coastal Gujarat Power Ltd. **	INE295J08055	9.15	CARE AA(CE)	160	1643.92	0.19%	
73		Vedanta Ltd. **	INE205A07147	8.5	CRISIL AA	155	1554.87	0.18%	
74		PVR Ltd. **	INE191H07177	11	CRISIL AA	150	1528.82	0.18%	
75		Tata Motors Ltd. **	INE155A08068	9.7	ICRA AA-	150	1512.39	0.18%	
76		Can Fin Homes Ltd. **	INE477A07100	8.69	FITCH AA	150	1508.98	0.18%	
77		Power Finance Corporation Ltd. **	INE134E08CX4	8.7	CRISIL AAA	150	1507.89	0.18%	
78		Nuvoco Vistas Corporation Ltd. **	INE548V07047	8.66	CRISIL AA	100	1014.36	0.12%	
79		Power Finance Corporation Ltd. **	INE134E08EX0	9.29	CRISIL AAA	100	1013.09	0.12%	
80		HDFC Ltd.	INE001A07RP9	8.62	CRISIL AAA	100	1012.03	0.12%	
81		Tata Motors Ltd. **	INE155A08282	8.4	CARE AA-	100	1011.75	0.12%	
82		LIC Housing Finance Ltd. **	INE115A07LF1	7.65	CRISIL AAA	100	1007.79	0.12%	

	A	B	C	D	E	F	G	H	I
83		G R Infraprojects Ltd. **	INE201P07151	9.69	CRISIL AA-	79	794.44	0.09%	
84		HDFC Ltd. **	INE001A07FW0	8.98	CRISIL AAA	50	508.68	0.06%	
85		Sundaram Home Finance Ltd. **	INE667F07FS5	8.7	ICRA AA+	50	505.24	0.06%	
86		Tata Power Company Ltd. **	INE245A08091	7.99	FITCH AA	50	502.19	0.06%	
87		Tata Power Company Ltd. **	INE245A07226	9.15	CRISIL AA-	20	409.04	0.05%	
88									
89		**wt tzuts Gtsix4I uInxhtzsyGtsix**					**7 5389**	**839**	
90		Tata Housing Development Company Ltd. **	INE582L07153		ICRA AA	1000	10176.57	1.18%	
91		Tata Housing Development Company Ltd. **	INE582L07161		CARE AA	1000	10007.29	1.16%	
92		Tata Realty & Infrastructure Ltd. **	INE371K07013		ICRA AA	950	9786.48	1.14%	
93									
94		**Uwnfyq Ufhi4zsqnxyi**					**87583**	**35**	
95									
96		**Sts2ts wnqqi q syzwx4Gtsix**					**9985939**	**369**	
97		TRIL IT4 Pvt. Ltd. **	INE011S07034	8.53	ICRA A+	1372	13739.02	1.60%	
98		Writers And Publishers Pvt. Ltd. **	INE312G08104	12	FITCH AA-(CE)	1292	13023.75	1.51%	
99		CLP Wind Farms (India) Pvt. Ltd. **	INE336K07040	9.1	FITCH AA	890	8904.61	1.03%	
100		Pune Solapur Expressway Pvt. Ltd. **	INE598K07011	9	ICRA A	8000	7722.30	0.90%	
101		Haldiram Snacks Pvt. Ltd. **	INE603G07017	7.7	ICRA AA	330	915.06	0.11%	
102									
103		**wt tzuts Gtsix4I uInxhtzsyGtsix**					**7 39**	**838**	
104		Samvardhana Motherson International Ltd. **	INE750H07113		FITCH AA	1100	12400.38	1.44%	
105		Adarsh Advisory Services Pvt. Ltd. **	INE868Y07019		BWR A(CE)	900	11291.74	1.31%	
106		Tata Realty & Infrastructure Ltd. **	INE371K08094		CRISIL AA	400	5206.72	0.60%	
107									
108		**hzwyn i I qyNsxywzr syx**					**9568 3**	**93**	
109		Reliable Devices Trust 07 **	INE038715079		ICRA AAA(SO)	986	11207.63	1.30%	
110		Rainbow Device Trust 09 **	INE00JA15093		ICRA AAA(SO)	711	8266.04	0.96%	
111		Reliable Devices Trust 05 **	INE038715053		ICRA AAA(SO)	689	7710.57	0.90%	
112		Reliable Devices Trust 10 **	INE038715103		ICRA AAA(SO)	611	7095.73	0.82%	
113		Rent-a-device Trust PTC - Series 09 **	INE01A115091		ICRA AAA(SO)	500	5858.91	0.68%	
114									
115		**wr I utxnyx**					**Snq**	**Snq**	
116									
117		**I utxnyx-rfyzwy sty h imsl 6if x.**					**Snq**	**Snq**	
118									
119		**I utxnyx-Ufhi fxRfwms.**					**Snq**	**Snq**	
120									
121		**Rts Rfwp yNsxywzr syx**					**6 959 39**	**6 3**	
122									
123		**Uxfsi Ix**					**6 959 39**	**6 3**	
124		IndusInd Bank Ltd. **	INE095A16G29		CRISIL A1+	20000	18886.76	2.19%	
125		AU Small Finance Bank Ltd. **	INE949L16957		CRISIL A1+	15000	14337.15	1.66%	
126		Tata Motors Ltd. **	INE155A14QX5		CRISIL A1+	2500	12054.20	1.40%	
127		Clix Capital Services Pvt. Ltd. **	INE157D14DU9		CARE A1+	2000	9994.71	1.16%	
128		IndusInd Bank Ltd. **	INE095A16A09		CRISIL A1+	10000	9988.59	1.16%	
129		NABARD **	INE261F14FN4		FITCH A1+	2000	9983.13	1.16%	
130		Cooperatieve Rabobank U.A. **	INE480Q16457		CRISIL A1+	10000	9846.96	1.14%	
131		Axis Bank Ltd. **	INE238A169T9		CRISIL A1+	10000	9683.56	1.12%	
132		AU Small Finance Bank Ltd. **	INE949L16973		CRISIL A1+	10000	9514.38	1.10%	
133		Vardhman Special Steels Ltd. **	INE050M14643		CRISIL A1+	1900	9459.70	1.10%	
134		NABARD **	INE261F16504		CRISIL A1+	10000	9459.62	1.10%	
135		IndusInd Bank Ltd. **	INE095A16H28		CRISIL A1+	10000	9422.22	1.09%	
136		Tata Projects Ltd. **	INE725H14AA2		CRISIL A1+	1000	4834.72	0.56%	
137		AU Small Finance Bank Ltd. **	INE949L16965		CRISIL A1+	5000	4769.78	0.55%	
138		Small Industries Development Bank Of India **	INE556F16804		CRISIL A1+	5000	4754.46	0.55%	
139		AU Small Finance Bank Ltd. **	INE949L16999		CRISIL A1+	5000	4706.09	0.55%	
140		AU Small Finance Bank Ltd. **	INE949L16AG2		CRISIL A1+	2500	2353.46	0.27%	
141									
142		**Gnqx Winxhtzsyi**					**Snq**	**Snq**	
143									
144		**wfxzw Gnqx**					**Snq**	**Snq**	
145									
146		**WU**					**859 356**	**387**	
147									
148		**S y zwwsyFxx yx**					**93**	**6358**	
149		**tyfqS yFxx yx**					**66 6376**	**655365**	
150									
151		**NS W WF FU -FyStwtsfq fqz .(**					**2685555365**	**26 365**	
152		ICICI Securities- MD -19-Nov-2020					-10000.00	-1.16%	
153		Hongkong & Shanghai Banking Corpn- MD -30-Jun-2020					-7500.00	-0.87%	
154		HDFC Bank Limited- MD -30-Sep-2020					-12500.00	-1.45%	
155		Yes Bank Ltd- MD -30-Sep-2020					-15000.00	-1.74%	
156		Hongkong & Shanghai Banking Corpn- MD -25-Jan-2021					-10000.00	-1.16%	
157		ICICI Bank Ltd- MD -31-Dec-2020					-10000.00	-1.16%	
158		Hongkong & Shanghai Banking Corpn- MD -14-Dec-2020					-10000.00	-1.16%	
159		IndusInd Bank Ltd- MD -02-Mar-2021					-10000.00	-1.16%	
160		ICICI Bank Ltd- MD -02-Mar-2021					-10000.00	-1.16%	
161		ICICI Securities- MD -17-Nov-2020					-15000.00	-1.74%	
162		Hongkong & Shanghai Banking Corpn- MD -08-Feb-2021					-10000.00	-1.16%	
163		ICICI Securities- MD -08-Feb-2021					-10000.00	-1.16%	
164									

	A	B	C	D	E	F	G	H	I
165									
166									
167		Non-Convertible debentures / Bonds & Zero Coupon Bonds / Deep Discount Bonds are considered as Traded based on the information provided by external agencies.							
168		** Non Traded / Illiquid Securities.							
169		# The Scheme has entered into interest rate swap contract(s), against certain fixed rate instruments held by the scheme.							
170		Net Current Assets is adjusted to the extent of short derivatives positions, if any.							
171		For the Instrument/security whose final ISIN is yet to be assigned, disclosure of ISIN has been made as per the details provided by external agencies.							
172		Debt instruments having structured obligations or credit enhancement features have been denoted with suffix as (SO) or (CE) respectively against the ratings of the instrument							

	A	B	C	D	E	F	G	H	I
1		N N NUvzi syrfqRzyzfq zsi							
2		N N NUvzi syrfqT vsrl my zsi							
3		Utwykt qt f x t s g 7 17575							
4		tr ufs 4Nxxz wtNsxyvzr sySfr	N NS	tzuts	Nsi zxyw4Wfynsl	Vzfsyry	utxzw4Rfvp y fqz -Wk3Qfpm	yt Sf	
5		I qvNsxyvzr syx					Snq	Snq	
6									
7		Qnxy i 4F fnynsl Qnxynsl Ts ythp hnfsl x					Snq	Snq	
8									
9		Lt vsr sy hzwyn x					Snq	Snq	
10									
11		Sts2 ts wnqq i q syzwx4Gtsi x					Snq	Snq	
12									
13		vt tzuts Gtsi x4I uInxhtzsyGtsi x					Snq	Snq	
14									
15		Uvnfy q Ufh i4zsqnxy i					Snq	Snq	
16									
17		Sts2 ts wnqq i q syzwx4Gtsi x					Snq	Snq	
18									
19		vt tzuts Gtsi x4I uInxhtzsyGtsi x					Snq	Snq	
20									
21		hzwyn i I qvNsxyvzr syx					Snq	Snq	
22									
23		w I utxnyx					Snq	Snq	
24									
25		I utxnyx-r fyzwy sty h insl 6if x.					Snq	Snq	
26									
27		I utxnyx-Ufh i fxRfwns.					Snq	Snq	
28									
29		Rts Rfvp yNsxyvzr syx					Snq	Snq	
30									
31		Uxfsi Ix					Snq	Snq	
32									
33		Gnqx Winxhtzsy i					Snq	Snq	
34									
35		wfxzw Gnqx					Snq	Snq	
36									
37		W vx Wut					755 7 3 6	963	
38									
39		WU					7 9 397	35	
40									
41		S y zwwsyFxx yx					67 37	537	
42		tyfqS yFxx yx					9 67 5387	655355	
43									
44									
45		Non-Convertible debentures / Bonds & Zero Coupon Bonds / Deep Discount Bonds are considered as Traded based on the information provided by external agencies.							
46		Net Current Assets is adjusted to the extent of short derivatives positions, if any.							
47		For the Instrument/security whose final ISIN is yet to be assigned, disclosure of ISIN has been made as per the details provided by external agencies.							

	A	B	C	D	E	F	G	H	I
1		N N NUvzi syrfq RzyzfqzsI							
2		N N NUvzi syrfq wi ny Wxp zsi							
3		Ut wykt qt f x t s g 7 17575							
4		t r u f s 4Nxxz w4Nsxywr sySfr	N NS	tzuts	Nsi zxyw4Wfynsl	Vzfsyny	utxzw4Rfvp y fqz -Wk3Qfpm	yt Sf	
5		I qyNsxywr syx					6759 683 7	83	
6									
7		Qxy i 4F fnnsl Qxynsl Ts ythp hnfsl x					6 3	939	
8									
9		Lt wr sy hzwyn x					Snq	Snq	
10									
11		Sts2 ts wnqq i g syzwx4Gtsi x					788 63 8	63 8	
12		ICICI Bank Ltd. **	INE090A08UB4	9.15	ICRA AA+	4590	47512.38	3.69%	
13		Pipeline Infrastructure Pvt Ltd. **	INE01XX07026	8.9508	CRISIL AAA	4359	44132.22	3.43%	
14		Nuvoco Vistas Corporation Ltd. **	INE118D07120	9.15	CRISIL AA	3500	35782.88	2.78%	
15		Tata International Ltd. **	INE751F08048	9.85	CARE A	3350	33861.97	2.63%	
16		Walwhan Renewables Energy Ltd. **	INE296N08022	8	CARE AA(CE)	3350	33615.98	2.61%	
17		Nirma Ltd. **	INE091A08149	9.5	CRISIL AA-	3000	29982.87	2.33%	
18		Muthoot Finance Ltd. **	INE414G07CM0	8.75	CRISIL AA	2870000	28730.68	2.23%	
19		Rural Electrification Corporation Ltd. **	INE020B08BQ7	8.85	CRISIL AAA	2370	25696.23	2.00%	
20		Aadhar Housing Finance Ltd. **	INE538L07494	9.6	BWR AA	2500000	24784.68	1.93%	
21		The Great Eastern Shipping Company Ltd. **	INE017A08276	7.99	CARE AA+	2493	24378.85	1.89%	
22		LIC Housing Finance Ltd. **	INE115A07OM1	7.79	CRISIL AAA	2250	22745.12	1.77%	
23		Jamnagar Utilities & Power Pvt. Ltd. **	INE936D07075	9.75	CRISIL AAA	2000	21323.14	1.66%	
24		Sundaram Home Finance Ltd. **	INE667F07HO0	8.1	ICRA AA+	2000	20262.54	1.57%	
25		Coastal Gujarat Power Ltd. **	INE295J08014	9.7	CARE AA(CE)	1900	19961.08	1.55%	
26		Vedanta Ltd. **	INE205A07030	9.45	CRISIL AA	1850	18618.07	1.45%	
27		Sterlite Power Grid Ventures Ltd. **	INE615S07040	11.5	FITCH A+	1800	17959.82	1.40%	
28		Vedanta Ltd. **	INE205A07139	8.5	CRISIL AA	1650	16549.30	1.29%	
29		RBL Bank Ltd. **	INE976G08056	10.25	ICRA AA-	1500	15234.87	1.18%	
30		Prestige Estates Projects Ltd. **	INE811K07026	11.4	ICRA A+	150	15096.71	1.17%	
31		Ashok Concessions Ltd **	INE641N08045	10.45	CRISIL AA-(CE)	1500	15044.82	1.17%	
32		Avanse Financial Services Ltd **	INE087P07113	11.4	CARE A+	1500	14952.60	1.16%	
33		Security And Intelligence Services Pvt. Ltd. **	INE285J07033	9.5	ICRA A+	1500	14865.93	1.15%	
34		Prism Johnson Ltd. **	INE010A08081	10.7	FITCH A	1150	11676.86	0.91%	
35		Housing and Urban Development Corporation Ltd.	INE031A08707	8.37	ICRA AAA	1000	10868.14	0.84%	
36		Tata Steel Ltd. **	INE081A08181	2	BWR AA	650	10639.97	0.83%	
37		Sterlite Power Grid Ventures Ltd. **	INE615S07057	12.3	FITCH A+	1050	10557.23	0.82%	
38		Tata Motors Ltd. **	INE155A08399	9.54	CRISIL AA-	1000	10513.51	0.82%	
39		IndusInd Bank Ltd. **	INE095A08082	10.5	CRISIL AA	1000	10177.05	0.79%	
40		Prism Johnson Ltd. **	INE010A07240	10.7	FITCH A	1000	10060.76	0.78%	
41		Vedanta Ltd. **	INE205A07147	8.5	CRISIL AA	1000	10031.41	0.78%	
42		Godrej Properties Ltd. **	INE484J08014	7.82	ICRA AA	1000	10014.37	0.78%	
43		IndusInd Bank Ltd. **	INE095A08074	9.5	CRISIL AA	1000	9924.91	0.77%	
44		Clix Capital Services Pvt. Ltd. **	INE157D07DC1	11	CARE AA-	980	9812.90	0.76%	
45		JM Financial Products Ltd. **	INE523H07940	9.3387	ICRA AA	1000	9744.23	0.76%	
46		Aavas Financiers Ltd. **	INE216P08017	9.49	CARE AA-	1000	9736.74	0.76%	
47		LIC Housing Finance Ltd. **	INE115A07OI9	7.78	CRISIL AAA	900	9091.67	0.71%	
48		Incline Realty Pvt. Ltd. **	INE568Q07078	9.25	CARE AA+(SO)	90	8920.12	0.69%	
49		Prism Johnson Ltd. **	INE010A08099	10	FITCH A	840	8419.58	0.65%	
50		Tata Motors Ltd. **	INE155A08233	9.6	CARE AA-	750	7804.97	0.61%	
51		LIC Housing Finance Ltd. **	INE115A07NZ5	8.595	CARE AAA	750	7672.88	0.60%	
52		Prism Johnson Ltd. **	INE010A08065	10.65	FITCH A	750	7507.37	0.58%	
53		JMC Projects (India) Ltd. **	INE890A07054	9.95	CARE A+	750	7411.94	0.58%	
54		IDFC First Bank Ltd. **	INE092T08CB8	8.607	ICRA AA	750	7327.15	0.57%	
55		Century Textiles & Industries Ltd.	INE055A07088	8.29	CRISIL AA	690	6910.36	0.54%	
56		Ashiana Housing Ltd. **	INE365D07077	10.15	ICRA A	1000	6810.95	0.53%	
57		Tata Power Company Ltd. **	INE245A08158	8.84	FITCH AA	650	6671.84	0.52%	
58		G R Infraprojects Ltd. **	INE201P08035	9	CRISIL AA-	650	6518.86	0.51%	
59		G R Infraprojects Ltd. **	INE201P08027	8.85	CRISIL AA-	650	6509.24	0.51%	
60		Jamnagar Utilities & Power Pvt. Ltd. **	INE936D07067	8.95	CRISIL AAA	610	6291.24	0.49%	
61		Sterlite Technologies Ltd. **	INE089C07091	8.7	ICRA AA	600	6029.38	0.47%	
62		LIC Housing Finance Ltd. **	INE115A07MJ1	7.39	CRISIL AAA	550	5516.54	0.43%	
63		Tata Power Company Ltd. **	INE245A08141	9	FITCH AA	500	5208.86	0.40%	
64		Incline Realty Pvt. Ltd. **	INE568Q07060	9.25	CARE AA+(SO)	52	5207.56	0.40%	
65		AU Small Finance Bank Ltd. **	INE949L08418	10.9	CRISIL AA-	500	5093.41	0.40%	
66		Sadbhav Engineering Ltd. **	INE226H07098	9	CARE A	500	5081.92	0.39%	
67		Sadbhav Engineering Ltd. **	INE226H07072	9.25	CARE A	500	5081.92	0.39%	
68		Sadbhav Engineering Ltd. **	INE226H07080	9	CARE A	500	5081.92	0.39%	
69		Muthoot Finance Ltd. **	INE414G07DR7	10	ICRA AA	500	5081.73	0.39%	
70		Phoenix ARC Pvt Ltd **	INE163K07055	10.75	CRISIL AA	500	5062.14	0.39%	
71		Torrent Power Ltd. **	INE813H08034	10.25	CRISIL AA	450	4775.50	0.37%	
72		Torrent Power Ltd. **	INE813H08026	10.25	CRISIL AA	450	4734.99	0.37%	
73		Torrent Power Ltd. **	INE813H08018	10.25	CRISIL AA	450	4665.78	0.36%	
74		Torrent Power Ltd. **	INE813H07093	8.95	CRISIL AA	45	4555.82	0.35%	
75		The Indian Hotels Company Ltd. **	INE053A07182	7.85	CARE AA+	450	4533.15	0.35%	
76		JMC Projects (India) Ltd. **	INE890A07047	9.95	CARE A+	450	4447.17	0.35%	
77		Bombay Burmah Trading Corporation Ltd. **	INE050A07014	8.44	FITCH AA	420	4208.74	0.33%	
78		Torrent Power Ltd. **	INE813H07101	8.95	CRISIL AA	40	4072.65	0.32%	
79		Torrent Power Ltd. **	INE813H07085	8.95	CRISIL AA	40	4031.74	0.31%	
80		Avanse Financial Services Ltd **	INE087P07121	11.4	CARE A+	400	3987.49	0.31%	
81		Tata Power Company Ltd. **	INE245A08166	8.84	FITCH AA	350	3600.07	0.28%	
82		Manappuram Finance Ltd. **	INE522D07AD0	8.8	CRISIL AA	350	3497.22	0.27%	
83		Tata Motors Ltd. **	INE155A08282	8.4	CARE AA-	300	3035.25	0.24%	
84		JMC Projects (India) Ltd. **	INE890A07062	9.95	CARE A+	300	2964.78	0.23%	
85		JM Financial Products Ltd. **	INE523H07858	8.9	ICRA AA	270	2669.91	0.21%	
86		Jhajjar Power Ltd. **	INE165K07019	9.99	FITCH AA+(CE)	25	2639.66	0.21%	
87		Jhajjar Power Ltd. **	INE165K07027	9.99	FITCH AA+(CE)	25	2626.43	0.20%	
88		LIC Housing Finance Ltd. **	INE115A07OD0	8.5	CRISIL AAA	250	2563.91	0.20%	
89		LIC Housing Finance Ltd. **	INE115A07OG3	7.85	CRISIL AAA	250	2533.72	0.20%	
90		LIC Housing Finance Ltd. **	INE115A07MG7	7.42	CRISIL AAA	250	2508.84	0.19%	
91		LIC Housing Finance Ltd. **	INE115A07OO7	7.03	CRISIL AAA	250	2494.58	0.19%	
92		Zydus Wellness Ltd. **	INE768C07033	9.14	CRISIL AA+	200	2098.31	0.16%	
93		Phoenix ARC Pvt Ltd **	INE163K07048	10.75	CRISIL AA	150	1515.21	0.12%	
94		Talwandi Sabo Power Ltd. **	INE694L07123	9.23	CRISIL AA(CE)	150	1508.08	0.12%	
95		HPCL - Mittal Pipelines Ltd. **	INE803N07035	4	ICRA AA+	80	1435.12	0.11%	
96		The Great Eastern Shipping Company Ltd. **	INE017A08250	8.24	CARE AA+	130	1281.36	0.10%	
97		Power Grid Corporation Of India Ltd. **	INE752E07MP0	8.4	CRISIL AAA	100	1060.55	0.08%	
98		Vedanta Ltd. **	INE205A07154	9.18	CRISIL AA	100	1011.46	0.08%	

	A	B	C	D	E	F	G	H	I
99		Tata Motors Ltd. **	INE155A08316	7.5	CARE AA-	100	1000.14	0.08%	
100		Jamnagar Utilities & Power Pvt. Ltd. **	INE936D07166	7.7	CRISIL AAA	100	997.48	0.08%	
101		Jamnagar Utilities & Power Pvt. Ltd. **	INE936D07158	7.67	CRISIL AAA	100	997.15	0.08%	
102		Sadbhav Infrastucture Project Ltd. **	INE764L07082	5	CARE A(CE)	50	717.25	0.06%	
103		Power Finance Corporation Ltd. **	INE134E08KC1	8.85	CRISIL AAA	50	543.21	0.04%	
104		PVR Ltd. **	INE191H07185	11	CRISIL AA	50	520.98	0.04%	
105		The Great Eastern Shipping Company Ltd. **	INE017A08193	9.7	CARE AA+	50	513.85	0.04%	
106		EID Parry (India) Ltd. **	INE126A07251	8.25	CRISIL AA-	50	496.84	0.04%	
107		IDBI Bank Ltd. **	INE008A08U68	9.4	ICRA A	50	486.19	0.04%	
108		PVR Ltd. **	INE191H07144	11	CRISIL AA	43	447.02	0.03%	
109		Indian Railway Finance Corporation Ltd. **	INE053F07AA7	7.49	CRISIL AAA	34	348.22	0.03%	
110		Reliance Jio Infocomm Ltd. **	INE110L07120	8.7	CRISIL AAA	6	61.54	^	
111									
112		**vt tzuts Gtsix4I uInxhtzsyGtsix**					**8 8 9379**	**73**	
113		Aditya Birla Fashion and Retail Ltd. **	INE647O08081		CRISIL AA	1750	18022.50	1.40%	
114		TMF Holdings Ltd. **	INE909H08279		ICRA AA-	1500	15747.78	1.22%	
115		Hinduja Leyland Finance Ltd. **	INE146O07326		CRISIL AA-	91	1059.30	0.08%	
116		G R Infraprojects Ltd. **	INE201P07193		CRISIL AA-	38	431.37	0.03%	
117		Aditya Birla Fashion and Retail Ltd. **	INE647O08073		CRISIL AA	9	103.29	0.01%	
118									
119		**Uvnfyq Ufhi4zsqxyi**					**775 93 6**	**6 36**	
120									
121		**Sts2ts wmqqiq syzwx4Gtsix**					**6 67386**	**6838**	
122		Aqua Space Developers Pvt. Ltd. **	INE03H407010	11.95	FITCH A	3000	30231.66	2.35%	
123		Prestige Estates Projects Ltd. **	INE811K07067	10.5	ICRA A+	2500	24803.13	1.93%	
124		Kalpataru Properties (Thane) Pvt. Ltd. **	INE092Z07013	12.15	UNRATED	2000	20021.12	1.56%	
125		Ardour Developers Pvt. Ltd. **	INE185Y07018	11.51	UNRATED	2000	20019.88	1.56%	
126		TRIL IT4 Pvt. Ltd. **	INE011S07034	8.53	ICRA A+	1500	15020.79	1.17%	
127		Pune Solapur Expressway Pvt. Ltd. **	INE598K07011	9	ICRA A	10183	9829.53	0.76%	
128		Promont Hillside Pvt. Ltd. **	INE931Q08035	8.4	CARE AA(CE)	970	9690.41	0.75%	
129		Nayara Energy Ltd. **	INE011A07099	9.5	CARE AA	85	8494.12	0.66%	
130		Inox Air Products Ltd. **	INE321A07167	10.85	CRISIL AA	750	7890.23	0.61%	
131		Godrej & Boyce Mfg. Company Ltd. **	INE982D07020	9	CRISIL AA	13	6554.85	0.51%	
132		Bangalore Airport Hotel Ltd. **	INE119L07014	8.1	FITCH AA+(CE)	500	4839.73	0.38%	
133		Writers And Publishers Pvt. Ltd. **	INE312G08104	12	FITCH AA-(CE)	464	4677.26	0.36%	
134		United Spirits Ltd. **	INE854D08011	7.45	CRISIL AA+	370	3688.33	0.29%	
135		Inox Air Products Ltd. **	INE321A07159	10.85	CRISIL AA	300	3116.16	0.24%	
136		Prestige Estates Projects Ltd. **	INE811K07059	10.5	ICRA A+	250	2480.31	0.19%	
137		Mahindra Integrated Township Ltd. **	INE378T07035	7	FITCH AA-	180	2053.42	0.16%	
138		Pune Solapur Expressway Pvt. Ltd. **	INE598K07029	9	ICRA A	1817	1753.93	0.14%	
139		Inox Air Products Ltd. **	INE321A07142	10.85	CRISIL AA	150	1547.45	0.12%	
140									
141		**vt tzuts Gtsix4I uInxhtzsyGtsix**					**995 735**	**8397**	
142		Adarsh Advisory Services Pvt. Ltd. **	INE868Y07027		BWR A(CE)	1750	21956.17	1.71%	
143		Adarsh Advisory Services Pvt. Ltd. **	INE868Y07035		BWR A(CE)	1650	20701.53	1.61%	
144		Mahindra World City (Jaipur) Ltd. **	INE674N07097		FITCH AA-	100	1394.90	0.11%	
145									
146		**hzwyn iI qyNsxywr syx**					**7 68739**	**63**	
147		MFL Securitisation Trust LXXX (Originator is Magma Fincorp Ltd.) **	INE07DB15016		CRISIL AAA(SO)	1850	8224.02	0.64%	
148		IIERT June 2018 II (Originator - SREI Equipment Finance Ltd.) **	INE014015015		CRISIL AA(SO)	2038	6433.53	0.50%	
149		IIERT Oct 2018 II (Originator - SREI Equipment Finance Ltd.) **	INE02GR15016		CRISIL AA(SO)	1654	6097.99	0.47%	
150		MFL Securitisation Trust LXX (Originator is Magma Fincorp Ltd.) **	INE030415017		FITCH AAA(SO)	805	2865.63	0.22%	
151		MFL Securitisation Trust LXII (Originator is Magma Fincorp Ltd.) **	INE00A215017		CRISIL AAA(SO)	433	1204.13	0.09%	
152		MFL Securitisation Trust LIX (Originator is Magma Fincorp Ltd.) **	INE931Y15018		FITCH AAA(SO)	275	307.64	0.02%	
153									
154		**w I utxnyx**					**Snq**	**Snq**	
155									
156		**I utxnyx-rfyzwy sty h inslGifx.**					**Snq**	**Snq**	
157									
158		**I utxnyx-Ufhi fxRfwns.**					**Snq**	**Snq**	
159									
160		**Rts Rfwp yNsxywr syx**					**Snq**	**Snq**	
161									
162		**Uxfsi Ix**					**Snq**	**Snq**	
163									
164		**GnqxWinxhtzsyi**					**Snq**	**Snq**	
165									
166		**wfxzw Gnqx**					**Snq**	**Snq**	
167									
168		**WU**					**7 5 35**	**737**	
169									
170		**Zsnyxtk Nskwfxywzhyzw Ns xyr sy wxyx-Ns N x.**					**8 8379**	**53**	
171		India Infrastructure Trust	INE05KD23015		Units of Infrastructure Investment Trusts	10000000	8373.24	0.65%	
172									
173		**S y zwwsyFxx yx**					**9 6 638**	**836**	
174		**tyfqS yFxx yx**					**67 79935**	**655355**	
175									
176		**NS W WF FU -FyStytsfq fqx . (**					**275555355**	**263**	
177		Yes Bank Ltd- MD -21-Sep-2020					-10000.00	-0.78%	
178		HDFC Bank Limited- MD -17-Sep-2020					-10000.00	-0.78%	
179									
180									
181									
182		Non-Convertible debentures / Bonds & Zero Coupon Bonds / Deep Discount Bonds are considered as Traded based on the information provided by external agencies.							
183		** Non Traded / Illiquid Securities.							
184		^ Value Less than 0.01% of NAV in absolute terms.							
185		# The Scheme has entered into interest rate swap contract(s), against certain fixed rate instruments held by the scheme.							
186		Net Current Assets is adjusted to the extent of short derivatives positions, if any.							
187		For the Instrument/security whose final ISIN is yet to be assigned, disclosure of ISIN has been made as per the details provided by external agencies.							
188		Debt instruments having structured obligations or credit enhancement features have been denoted with suffix as (SO) or (CE) respectively against the ratings of the instrument							

tr ufs 4Nxxz w4Nsxywzr sySfr	N NS	tzuts	Nsizxyw4Wfynsl	Vzfsyny	utxzw4Rfwp y fqz -Wk3Qfpm	yt Sf
I gyNsxywzr syx					**8 98 36**	**3 8**
Qnxy i 4F fnynsl Qnxynsl Ts ythp hnfsl x					**8 7 3**	**83**
Lt wsr sy hzwyn x					**65 7 389**	**7 3 6**
Government Securities	IN0020190065	7.57	SOV	8600000	9247.21	24.60%
Government Securities	IN0020180454	7.26	SOV	1000000	1043.58	2.78%
State Government of Gujarat	IN1520140063	8.25	SOV	500000	537.55	1.43%
Sts2 ts wnqq i q syzwx4 Gtsi x					**6 98387**	**73 8**
Housing and Urban Development Corporation Ltd. **	INE031A08699	8.41	ICRA AAA	120	1305.18	3.47%
ICICI Bank Ltd. **	INE090A08UB4	9.15	ICRA AA+	126	1304.26	3.47%
Axis Bank Ltd. **	INE238A08427	8.75	CRISIL AA+	120	1216.56	3.24%
Sterlite Power Grid Ventures Ltd. **	INE615S07040	11.5	FITCH A+	120	1197.32	3.19%
Pipeline Infrastructure Pvt Ltd. **	INE01XX07026	8.9508	CRISIL AAA	110	1113.68	2.96%
Jamnagar Utilities & Power Pvt. Ltd. **	INE936D07075	9.75	CRISIL AAA	100	1066.16	2.84%
Coastal Gujarat Power Ltd. **	INE295J08014	9.7	CARE AA(CE)	100	1050.58	2.79%
Rural Electrification Corporation Ltd. **	INE020B08872	8.44	CRISIL AAA	100	1031.90	2.75%
Nuvoco Vistas Corporation Ltd. **	INE548V07047	8.66	CRISIL AA	100	1014.36	2.70%
Jamnagar Utilities & Power Pvt. Ltd. **	INE936D07133	7.65	CRISIL AAA	100	998.20	2.66%
JMC Projects (India) Ltd. **	INE890A08011	10.55	CARE A+	100	998.04	2.66%
EID Parry (India) Ltd. **	INE126A07251	8.25	CRISIL AA-	100	993.69	2.64%
State Bank Of India **	INE062A08173	9.56	CRISIL AA+	82	868.08	2.31%
PVR Ltd. **	INE191H07193	10.75	CRISIL AA	80	815.97	2.17%
Tata Power Company Ltd. **	INE245A08141	9	FITCH AA	50	520.89	1.39%
Power Finance Corporation Ltd. **	INE134E08IE1	8.03	CRISIL AAA	50	519.78	1.38%
LIC Housing Finance Ltd. **	INE115A07IY8	8.75	CRISIL AAA	50	509.83	1.36%
The Great Eastern Shipping Company Ltd. **						

tr ufs 4Nxoz wNsxywzr sySfr	N NS	tzuts	Nsizxyw4Wfynsl	Vzfsyry	utxzw4Rfwp y fqz -Wk3Qfpm	yt Sf
I qyNsxywzr syx					676 6653 8	537
Qnxyi 4F fnynsl Qnxynsl Ts ythp hnfsl x					6665 3	739
Lt ywr sy hzwynx					6 563 6	683
Government Securities	IN0020190065	7.57	SOV	88103900	94734.34	7.03%
Government Securities	IN0020150093	7.59	SOV	30000000	31818.84	2.36%
Government Securities	IN0020180488	7.32	SOV	18000000	18909.94	1.40%
Government Securities	IN0020180454	7.26	SOV	13100000	13670.83	1.01%
Government Securities	IN0020190016	7.27	SOV	9875500	10375.41	0.77%
Government Securities	IN0020170026	6.79	SOV	5500000	5598.47	0.42%
Government Securities	IN0020170174	7.17	SOV	5000000	5190.55	0.39%
Government Securities	IN0020190396	6.18	SOV	5000000	5061.85	0.38%
Government Securities	IN0020120039	8.33	SOV	1000000	1097.24	0.08%
State Government of Rajasthan	IN2920160081	8.27	SOV	900000	940.04	0.07%
State Government of Andhra Pradesh	IN1020100047	8.11	SOV	500000	504.10	0.04%
Sts2 ts ywpqq i q syzwx4Gtsix					536	939
LIC Housing Finance Ltd. **	INE115A07OF5	7.99	CRISIL AAA	5024	50886.44	3.78%
Pipeline Infrastructure Pvt Ltd. **	INE01XX07026	8.9508	CRISIL AAA	3529	35728.97	2.65%
NABARD **	INE261F08AT4	8.5	CRISIL AAA	2550	26883.89	2.00%
Jamnagar Utilities & Power Pvt. Ltd. **	INE936D07075	9.75	CRISIL AAA	2250	23988.53	1.78%
India Grid Trust **	INE219X07033	9.1	CRISIL AAA	2150	21890.70	1.63%
Sikka Ports & Terminals Ltd. **	INE941D08065	10.25	CRISIL AAA	2078	21572.96	1.60%
Jamnagar Utilities & Power Pvt. Ltd. **	INE936D07067	8.95	CRISIL AAA	2000	20627.00	1.53%
Axis Bank Ltd. **	INE238A08401	7.6	CRISIL AAA	1800	18485.19	1.37%
Bharti Airtel Ltd. **	INE397D08037	8.35	CRISIL AA	1808	18179.80	1.35%
Bharti Telecom Ltd.	INE403D08066	8.9	CRISIL AA+	1750	17646.30	1.31%
State Bank Of India **	INE062A08207	7.99	CRISIL AAA	1500	15661.10	1.16%
Power Finance Corporation Ltd.	INE134E08JW1	8.18	CRISIL AAA	1500	15438.96	1.15%
Small Industries Development Bank Of India **	INE556F08JL5	7.89	CARE AAA	1500	15294.21	1.14%
Housing and Urban Development Corporation Ltd. **	INE031A08749	7.05	ICRA AAA	1500	15208.14	1.13%
Grasim Industries Ltd. **	INE047A08166	6.65	CRISIL AAA	1500	14994.99	1.11%
Tata Steel Ltd. **	INE081A08181	2	BWR AA	900	14732.27	1.09%
Walwhan Renewables Energy Ltd. **	INE296N08022	8	CARE AA(CE)	1400	14048.47	1.04%
National Highways Authority of India	INE906B07HH5	7.7	CRISIL AAA	1300	13461.21	1.00%
State Bank Of India	INE062A08215	8.75	CRISIL AA+	1250	12938.96	0.96%
LIC Housing Finance Ltd. **	INE115A07OD0	8.5	CRISIL AAA	1250	12819.56	0.95%
Power Finance Corporation Ltd.	INE134E08KG2	7.35	CRISIL AAA	1250	12670.88	0.94%
Rural Electrification Corporation Ltd. **	INE020B08BF0	8.45	CRISIL AAA	1200	12428.33	0.92%
Reliance Industries Ltd. **	INE002A08476	7	CRISIL AAA	1100	11091.06	0.82%
Power Finance Corporation Ltd. **	INE134E08IM4	7.4	CRISIL AAA	1050	10645.17	0.79%
Axis Bank Ltd. **	INE238A08427	8.75	CRISIL AA+	1050	10644.86	0.79%
Power Finance Corporation Ltd. **	INE134E08HQ7	8.45	CRISIL AAA	1050	10599.51	0.79%
Power Finance Corporation Ltd. **	INE134E08IE1	8.03	CRISIL AAA	1000	10395.64	0.77%
HDFC Ltd. **	INE001A07QR7	11.73	CRISIL AAA	100	10252.71	0.76%
Power Finance Corporation Ltd. **	INE134E08KH0	7.42	CRISIL AAA	1000	10187.79	0.76%
LIC Housing Finance Ltd. **	INE115A07MW4	7.95	CRISIL AAA	1000	10142.64	0.75%
Vedanta Ltd. **	INE205A07162	8.9	CRISIL AA	1000	10109.27	0.75%
Daimler Financial Services India Pvt. Ltd. **	INE094O08136	8.35	CRISIL AAA	1000	10079.72	0.75%
LIC Housing Finance Ltd. **	INE115A07OQ2	7.45	CRISIL AAA	1000	10038.46	0.75%
HDFC Ltd.	INE001A07SH4	6.99	CRISIL AAA	1000	10012.57	0.74%
Rural Electrification Corporation Ltd.	INE020B08BK0	8.57	CRISIL AAA	900	9094.51	0.68%
NABHA Power Ltd. **	INE445L08383	7.405	ICRA AAA	900	9062.35	0.67%
Kotak Mahindra Investments Ltd. **	INE975F07GJ9	8.8431	CRISIL AAA	850	8679.01	0.64%
HDFC Ltd. **	INE001A07QG0	11.08	CRISIL AAA	85	8648.61	0.64%
HDFC Ltd.	INE001A07RS3	8.58	CRISIL AAA	800	8261.75	0.61%
Rural Electrification Corporation Ltd. **	INE020B08BR5	8.5	CRISIL AAA	750	7747.78	0.58%
National Highways Authority of India **	INE906B07HG7	7.49	CRISIL AAA	750	7647.19	0.57%
Power Finance Corporation Ltd. **	INE134E08HF0	8.38	CRISIL AAA	755	7580.79	0.56%
Reliance Industries Ltd. **	INE002A08518	6.95	CRISIL AAA	750	7539.83	0.56%
Bharti Telecom Ltd.	INE403D08074	8.25	CRISIL AA+	750	7522.97	0.56%
Rural Electrification Corporation Ltd. **	INE020B08BG8	8.56	CRISIL AAA	689	7413.44	0.55%
Rural Electrification Corporation Ltd. **	INE020B08948	8.37	CRISIL AAA	700	7071.62	0.52%
Rural Electrification Corporation Ltd. **	INE020B08AN6	6.99	CRISIL AAA	700	7043.20	0.52%
Housing and Urban Development Corporation Ltd. **	INE031A08723	7.62	ICRA AAA	650	6660.95	0.49%
Rural Electrification Corporation Ltd. **	INE020B08BH6	8.37	CRISIL AAA	626	6660.62	0.49%
Power Finance Corporation Ltd. **	INE134E08HP9	8.53	CRISIL AAA	650	6556.54	0.49%
ICICI Bank Ltd.	INE090A08UC2	9.9	CRISIL AA+	590	6283.64	0.47%
NABARD	INE261F08BO3	6.98	CRISIL AAA	600	6077.92	0.45%
LIC Housing Finance Ltd. **	INE115A07HS2	8.67	CRISIL AAA	600	6057.31	0.45%
Rural Electrification Corporation Ltd. **	INE020B08BQ7	8.85	CRISIL AAA	500	5421.15	0.40%
Rural Electrification Corporation Ltd. **	INE020B08BB9	8.63	CRISIL AAA	500	5341.93	0.40%
Tata Power Company Ltd. **	INE245A08158	8.84	FITCH AA	500	5132.19	0.38%
Housing and Urban Development Corporation Ltd. **	INE031A08731	7.34	ICRA AAA	500	5109.82	0.38%
Vedanta Ltd. **	INE205A07170	9.2	CRISIL AA	500	5080.11	0.38%
Rural Electrification Corporation Ltd. **	INE020B08CF8	7.4	CRISIL AAA	500	5068.03	0.38%
Rural Electrification Corporation Ltd.	INE020B08CG6	7.24	CRISIL AAA	500	5046.81	0.37%
Bharti Telecom Ltd. **	INE403D08041	9.85	CRISIL AA+	500	5020.60	0.37%
HDFC Ltd. **	INE001A07QQ9	7.5	CRISIL AAA	50	5018.66	0.37%
Volkswagen Finance Pvt. Ltd. **	INE851M07226	8.25	FITCH AAA	500	5015.09	0.37%
Volkswagen Finance Pvt. Ltd. **	INE851M07218	8.15	FITCH AAA	500	5014.00	0.37%
HDFC Ltd. **	INE001A07SF8	6.77	CRISIL AAA	500	5011.84	0.37%
Bharti Airtel Ltd. **	INE397D08029	8.25	CRISIL AA	500	5004.17	0.37%
Tata Motors Finance Ltd. **	INE601U07129	9.6556	CARE AA-	500	5003.88	0.37%
Tata Power Company Ltd. **	INE245A08141	9	FITCH AA	450	4687.97	0.35%
Bharti Telecom Ltd. **	INE403D08058	9.85	CRISIL AA+	450	4516.11	0.34%
Jamnagar Utilities & Power Pvt. Ltd. **	INE936D07141	7.65	CRISIL AAA	450	4490.84	0.33%
Power Finance Corporation Ltd. **	INE134E08KB3	8.2	CRISIL AAA	400	4116.96	0.31%
Zydus Wellness Ltd. **	INE768C07017	9.1	tion Ltd. x-none/MCID 505/L88 Tm[(9)4(.)-3(1ti)8(on)3( )10(L)4([		BDC BT	0 0 1 350.47 73. MC T

	A	B	C	D	E	F	G	H	I
101		Zydus Wellness Ltd. **	INE768C07025	9.14	CRISIL AA+	300	3122.00	0.23%	
102		Power Finance Corporation Ltd. **	INE134E08IJ0	7.47	CRISIL AAA	300	3043.32	0.23%	
103		NABARD **	INE261F08AI7	8.6	CRISIL AAA	250	2600.66	0.19%	
104		Rural Electrification Corporation Ltd. **	INE020B08BM6	8.35	CRISIL AAA	250	2577.08	0.19%	
105		NABARD **	INE261F08BJ3	7.85	CRISIL AAA	250	2572.78	0.19%	
106		Ultratech Cement Ltd. **	INE481G07182	7.57	CRISIL AAA	250	2542.51	0.19%	
107		NABARD **	INE261F08BN5	7.18	CRISIL AAA	250	2542.22	0.19%	
108		Rural Electrification Corporation Ltd. **	INE020B08AF2	7.46	CRISIL AAA	250	2535.81	0.19%	
109		Reliance Industries Ltd.	INE002A08500	7.17	CRISIL AAA	250	2532.18	0.19%	
110		LIC Housing Finance Ltd. **	INE115A07OM1	7.79	CRISIL AAA	250	2527.24	0.19%	
111		LIC Housing Finance Ltd. **	INE115A07HV6	8.525	CRISIL AAA	250	2525.95	0.19%	
112		LIC Housing Finance Ltd. **	INE115A07932	8.9	CRISIL AAA	250	2523.37	0.19%	
113		NABARD	INE261F08BB0	8.15	CRISIL AAA	250	2523.36	0.19%	
114		Reliance Industries Ltd. **	INE002A08526	7.07	CRISIL AAA	250	2516.76	0.19%	
115		Rural Electrification Corporation Ltd. **	INE020B08591	9.48	CRISIL AAA	205	2131.40	0.16%	
116		Rural Electrification Corporation Ltd. **	INE020B08930	8.3	CRISIL AAA	200	2103.28	0.16%	
117		Britannia Industries Ltd.	INE216A07052	8	CRISIL AAA	6591929	2047.16	0.15%	
118		LIC Housing Finance Ltd. **	INE115A07IO9	8.5	CRISIL AAA	200	2029.83	0.15%	
119		Tata Steel Ltd. **	INE081A08207	9.15	BWR AA	152	1549.14	0.12%	
120		Rural Electrification Corporation Ltd. **	INE020B08BT1	8.15	CRISIL AAA	150	1541.08	0.11%	
121		LIC Housing Finance Ltd. **	INE115A07JF5	8.6	CRISIL AAA	150	1528.52	0.11%	
122		Rural Electrification Corporation Ltd. **	INE020B08AB1	7.14	CRISIL AAA	150	1516.54	0.11%	
123		NHPC Ltd. **	INE848E07AT3	7.38	ICRA AAA	700	1427.34	0.11%	
124		NHPC Ltd. **	INE848E07AU1	7.38	ICRA AAA	700	1425.82	0.11%	
125		NHPC Ltd. **	INE848E07AV9	7.38	ICRA AAA	700	1420.03	0.11%	
126		NHPC Ltd. **	INE848E07AW7	7.38	ICRA AAA	650	1317.84	0.10%	
127		Power Finance Corporation Ltd. **	INE134E08GR7	8.66	CRISIL AAA	100	1035.14	0.08%	
128		Rural Electrification Corporation Ltd. **	INE020B08997	7.24	CRISIL AAA	100	1011.10	0.08%	
129		Tata Motors Ltd. **	INE155A08316	7.5	CARE AA-	100	1000.14	0.07%	
130		Jamnagar Utilities & Power Pvt. Ltd. **	INE936D07133	7.65	CRISIL AAA	100	998.20	0.07%	
131		Coastal Gujarat Power Ltd. **	INE295J08014	9.7	CARE AA(CE)	50	525.29	0.04%	
132		Rural Electrification Corporation Ltd. **	INE020B08AS5	7.7	CRISIL AAA	50	506.76	0.04%	
133		Tata Power Company Ltd. **	INE245A08133	7.99	FITCH AA	50	502.09	0.04%	
134		NABARD **	INE261F08BC8	8.5	CRISIL AAA	20	218.74	0.02%	
135									
136		**vt tzuts Gtsix4I uInxhtzsyGtsix**					**995 3**	**9359**	
137		TMF Holdings Ltd. **	INE909H08287		ICRA AA-	1430	14813.61	1.10%	
138		Aditya Birla Fashion and Retail Ltd. **	INE647O08081		CRISIL AA	1250	12873.21	0.96%	
139		Tata Motors Finance Ltd. **	INE601U07038		CARE AA-	1000	12425.79	0.92%	
140		Bajaj Housing Finance Ltd. **	INE377Y07052		CRISIL AAA	720	8515.93	0.63%	
141		LIC Housing Finance Ltd. **	INE115A07NM3		CRISIL AAA	500	5777.45	0.43%	
142									
143		**Uwmfyq Ufhi4zsqnxyi**					**89 93**	**39**	
144									
145		**Sts2ts wmpqi q syzwx4Gtsix**					**6 35**	**356**	
146		Tata Motors Finance Solutions Pvt. Ltd. **	INE477S08068	9.45	CARE AA-	1950	19470.56	1.45%	
147		John Deere Financial India Pvt. Ltd. **	INE00V208017	9.45	CRISIL AAA	1500	15275.93	1.13%	
148		Tata Projects Ltd. **	INE725H08014	9.46	FITCH AA	1250	12767.46	0.95%	
149		Tata Sons Ltd. **	INE895D08840	7.4	CRISIL AAA	1000	10018.43	0.74%	
150		Chennai Petroleum Corporation Ltd. **	INE178A08011	6.43	CRISIL AAA	1000	9987.52	0.74%	
151									
152		**vt tzuts Gtsix4I uInxhtzsyGtsix**					**9 35**	**5399**	
153		Bharti Telecom Ltd. **	INE403D08025		CRISIL AA+	500	5945.07	0.44%	
154									
155		**hzwwn i I qyNsxywer syx**					**86 36**	**738**	
156		Sansar Trust November 2018 A1 (Originator is Shriram Transport Finance Company Ltd.) **	INE03A515017		ICRA AAA(SO)	1883	11071.11	0.82%	
157		Reliable Devices Trust 06 **	INE038715061		ICRA AAA(SO)	170	1918.52	0.14%	
158		Reliable Devices Trust 05 **	INE038715053		ICRA AAA(SO)	170	1902.46	0.14%	
159		Reliable Devices Trust 07 **	INE038715079		ICRA AAA(SO)	165	1875.52	0.14%	
160		Reliable Devices Trust 08 **	INE038715087		ICRA AAA(SO)	160	1835.44	0.14%	
161		Reliable Devices Trust 09 **	INE038715095		ICRA AAA(SO)	155	1787.68	0.13%	
162		Reliable Devices Trust 11 **	INE038715111		ICRA AAA(SO)	150	1756.08	0.13%	
163		Reliable Devices Trust 10 **	INE038715103		ICRA AAA(SO)	150	1741.99	0.13%	
164		Reliable Devices Trust 12 **	INE038715129		ICRA AAA(SO)	145	1712.33	0.13%	
165		FIRST BUSINESS RECEIVABLES TRUST - TRANCHE 12 **	INE0BTV15121		CRISIL AAA(SO)	5	401.66	0.03%	
166		FIRST BUSINESS RECEIVABLES TRUST - TRANCHE 16 **	INE0BTV15162		CRISIL AAA(SO)	5	368.47	0.03%	
167		FIRST BUSINESS RECEIVABLES TRUST - TRANCHE 17 **	INE0BTV15170		CRISIL AAA(SO)	5	360.26	0.03%	
168		FIRST BUSINESS RECEIVABLES TRUST - TRANCHE 8 **	INE0BTV15089		CRISIL AAA(SO)	4	348.27	0.03%	
169		FIRST BUSINESS RECEIVABLES TRUST - TRANCHE 19 **	INE0BTV15196		CRISIL AAA(SO)	5	345.71	0.03%	
170		FIRST BUSINESS RECEIVABLES TRUST - TRANCHE 20 **	INE0BTV15204		CRISIL AAA(SO)	5	337.87	0.03%	
171		FIRST BUSINESS RECEIVABLES TRUST - TRANCHE 10 **	INE0BTV15105		CRISIL AAA(SO)	4	335.05	0.02%	
172		FIRST BUSINESS RECEIVABLES TRUST - TRANCHE 13 **	INE0BTV15139		CRISIL AAA(SO)	4	314.82	0.02%	
173		FIRST BUSINESS RECEIVABLES TRUST - TRANCHE 14 **	INE0BTV15147		CRISIL AAA(SO)	4	308.31	0.02%	
174		FIRST BUSINESS RECEIVABLES TRUST - TRANCHE 15 **	INE0BTV15154		CRISIL AAA(SO)	4	302.29	0.02%	
175		FIRST BUSINESS RECEIVABLES TRUST - TRANCHE 2 **	INE0BTV15022		CRISIL AAA(SO)	3	292.91	0.02%	
176		FIRST BUSINESS RECEIVABLES TRUST - TRANCHE 3 **	INE0BTV15030		CRISIL AAA(SO)	3	287.88	0.02%	
177		FIRST BUSINESS RECEIVABLES TRUST - TRANCHE 4 **	INE0BTV15048		CRISIL AAA(SO)	3	282.99	0.02%	
178		FIRST BUSINESS RECEIVABLES TRUST - TRANCHE 18 **	INE0BTV15188		CRISIL AAA(SO)	4	282.51	0.02%	
179		FIRST BUSINESS RECEIVABLES TRUST - TRANCHE 5 **	INE0BTV15055		CRISIL AAA(SO)	3	277.10	0.02%	
180		FIRST BUSINESS RECEIVABLES TRUST - TRANCHE 6 **	INE0BTV15063		CRISIL AAA(SO)	3	272.09	0.02%	
181		FIRST BUSINESS RECEIVABLES TRUST - TRANCHE 7 **	INE0BTV15071		CRISIL AAA(SO)	3	266.72	0.02%	
182		FIRST BUSINESS RECEIVABLES TRUST - TRANCHE 9 **	INE0BTV15097		CRISIL AAA(SO)	3	256.22	0.02%	
183		FIRST BUSINESS RECEIVABLES TRUST - TRANCHE 11 **	INE0BTV15113		CRISIL AAA(SO)	3	246.52	0.02%	
184		FIRST BUSINESS RECEIVABLES TRUST - TRANCHE 1 **	INE0BTV15014		CRISIL AAA(SO)	2	198.83	0.01%	
185									
186		**w I utxnyx**					**Snq**	**Snq**	
187									
188		**I utxnyx-rfyzwy sty h insl 6if x.**					**Snq**	**Snq**	
189									
190		**I utxnyx-Ufhi fx Rfwns.**					**Snq**	**Snq**	
191									
192		**Rts Rfwp yNsxywer syx**					**887 389**	**935**	
193									
194		**Uxfsi Ix**					**887 389**	**935**	
195		NABARD **	INE261F16462		CRISIL A1+	12500	11891.99	0.88%	
196		IDFC First Bank Ltd. **	INE092T16KZ3		ICRA A1+	10000	9967.37	0.74%	
197		Axis Bank Ltd. **	INE238A167T3		CRISIL A1+	10000	9515.05	0.71%	
198		Small Industries Development Bank Of India **	INE556F16804		CRISIL A1+	10000	9508.92	0.71%	
199		Axis Bank Ltd. **	INE238A164L7		CRISIL A1+	7500	7498.94	0.56%	
200		NABARD **	INE261F16371		FITCH A1+	5000	4991.65	0.37%	

	A	B	C	D	E	F	G	H	I
201		NABARD **	INE261F16397		CRISIL A1+	5000	4960.35	0.37%	
202		Axis Bank Ltd. **	INE238A162L1		CRISIL A1+	2500	2498.94	0.19%	
203		Oriental Bank Of Commerce **	INE141A16ZA9		CRISIL A1+	2500	2496.13	0.19%	
204									
205		**Gnqx Wi nxhtzsyi**					**Snq**	**Snq**	
206									
207		**wfxzw Gnqx**					**Snq**	**Snq**	
208									
209		**WU**					**98 7735**	**837**	
210									
211		**S v zwwsyFxx yx**					**78 38**	**63**	
212		**tyfqS yFxx yx**					**689 58 38**	**655355**	
213									
214		**NS W WF FU -FyStwtsfq fqz . (**					**2 555355**	**2 35**	
215		Hongkong & Shanghai Banking Corpn- MD -16-Apr-2024					-5000.00	-0.37%	
216		Hongkong & Shanghai Banking Corpn- MD -21-Feb-2024					-5000.00	-0.37%	
217		Hongkong & Shanghai Banking Corpn- MD -10-May-2024					-5000.00	-0.37%	
218		Yes Bank Ltd- MD -21-Sep-2020					-25000.00	-1.86%	
219		Yes Bank Ltd- MD -29-Mar-2024					-10000.00	-0.74%	
220		IDFC First Bank Ltd- MD -25-Sep-2024					-5000.00	-0.37%	
221		IDFC First Bank Ltd- MD -29-Aug-2024					-10000.00	-0.74%	
222		IDFC First Bank Ltd- MD -09-Sep-2024					-5000.00	-0.37%	
223		ICICI Securities- MD -29-Aug-2024					-10000.00	-0.74%	
224		ICICI Bank Ltd- MD -07-Feb-2025					-10000.00	-0.74%	
225		IDFC First Bank Ltd- MD -24-Sep-2024					-5000.00	-0.37%	
226									
227									
228									
229		Non-Convertible debentures / Bonds & Zero Coupon Bonds / Deep Discount Bonds are considered as Traded based on the information provided by external agencies.							
230		** Non Traded / Illiquid Securities.							
231		# The Scheme has entered into interest rate swap contract(s), against certain fixed rate instruments held by the scheme.							
232		Net Current Assets is adjusted to the extent of short derivatives positions, if any.							
233		For the Instrument/security whose final ISIN is yet to be assigned, disclosure of ISIN has been made as per the details provided by external agencies.							
234		Debt instruments having structured obligations or credit enhancement features have been denoted with suffix as (SO) or (CE) respectively against the ratings of the instrument							

	A	B	C	D	E	F	G	H	I
1		N N NUvzi syfqRzyzfq zsi							
2		N N NUvzi syfqRts Rfvp y zsi							
3		Utwktqt fxts g 7 17575							
4		trufs 4Nxxz wtNsxywzr sySfr	N NS	tzuts	Nsizxyw4Wfynsl	Vzfsyny	utxzw4Rfvp y fqz -Wk3Qfpm	yt Sf	
5		I qyNsxywzr syx					Snq	Snq	
6									
7		Qnxy i 4F fnynsl Qnxynsl Ts ythp hmfsl x					Snq	Snq	
8									
9		Lt vsr sy hzwyn x					Snq	Snq	
10									
11		Sts2 ts wnqq i q syzwx4Gtsi x					Snq	Snq	
12									
13		wt tzuts Gtsi x4I uInxhtzsyGtsi x					Snq	Snq	
14									
15		Uwnfy q Ufh i4zsqnyi					Snq	Snq	
16									
17		Sts2 ts wnqq i q syzwx4Gtsi x					Snq	Snq	
18									
19		wt tzuts Gtsi x4I uInxhtzsyGtsi x					Snq	Snq	
20									
21		hzwyn i I qyNsxywzr syx					Snq	Snq	
22									
23		w I utxnyx					Snq	Snq	
24									
25		I utxnyx-r fyzwy sty h insl 6if x.					Snq	Snq	
26									
27		I utxnyx-Ufh i fx Rfwins.					Snq	Snq	
28									
29		Rts Rfvp yNsxywzr syx					65867 837	35	
30									
31		Uxfsi Ix					39	7356	
32		Reliance Industries Ltd. **	INE002A14DM0		CARE A1+	10000	49992.86	4.61%	
33		IndusInd Bank Ltd. **	INE095A16G03		CRISIL A1+	42500	40147.24	3.70%	
34		Power Finance Corporation Ltd. **	INE134E14AL1		CARE A1+	8000	39971.65	3.69%	
35		Oriental Bank Of Commerce **	INE141A16ZN2		CRISIL A1+	40000	38959.60	3.59%	
36		NABARD **	INE261F16504		CRISIL A1+	40000	37838.48	3.49%	
37		IndusInd Bank Ltd. **	INE095A16B65		CRISIL A1+	30000	29158.89	2.69%	
38		HDFC Ltd. **	INE001A14WB5		CRISIL A1+	6000	28806.03	2.66%	
39		SBI Cards & Payment Services Pvt. Ltd. **	INE018E14NR6		CRISIL A1+	5000	24957.36	2.30%	
40		IDFC First Bank Ltd. **	INE092T16ML9		ICRA A1+	25000	24606.13	2.27%	
41		Oriental Bank Of Commerce **	INE141A16ZA9		CRISIL A1+	22500	22465.14	2.07%	
42		Reliance Industries Ltd. **	INE002A14DW9		CRISIL A1+	4500	22200.12	2.05%	
43		Larsen & Toubro Ltd. **	INE018A14HI5		CRISIL A1+	4000	19914.06	1.84%	
44		Can Fin Homes Ltd. **	INE477A14AR9		ICRA A1+	4000	19727.80	1.82%	
45		Cooperatieve Rabobank U.A. **	INE480Q16457		CRISIL A1+	20000	19693.92	1.82%	
46		Axis Bank Ltd. **	INE238A165S9		CRISIL A1+	20000	19636.86	1.81%	
47		Axis Bank Ltd. **	INE238A166S7		CRISIL A1+	20000	19109.50	1.76%	
48		IDFC First Bank Ltd. **	INE092T16KP4		ICRA A1+	17500	17452.83	1.61%	
49		LIC Housing Finance Ltd. **	INE115A14CK6		CRISIL A1+	3600	17051.00	1.57%	
50		Cholamandalam Investment And Finance Company Ltd. **	INE121A14RY3		CRISIL A1+	3300	15810.35	1.46%	
51		Small Industries Development Bank Of India **	INE556F16580		CARE A1+	15000	14964.45	1.38%	
52		Larsen & Toubro Ltd. **	INE018A14HK1		CRISIL A1+	3000	14937.69	1.38%	
53		Bank Of Baroda **	INE028A16BO0		ICRA A1+	15000	14795.82	1.36%	
54		HDFC Ltd. **	INE001A14VS1		CRISIL A1+	3000	14600.04	1.35%	
55		Axis Bank Ltd. **	INE238A164R4		CRISIL A1+	15000	14442.33	1.33%	
56		LIC Housing Finance Ltd. **	INE115A14CH2		CRISIL A1+	3000	14384.48	1.33%	
57		NABARD **	INE261F16462		CRISIL A1+	15000	14270.39	1.32%	
58		IndusInd Bank Ltd. **	INE095A16H28		CRISIL A1+	15000	14133.33	1.30%	
59		Andhra Bank **	INE434A16QA7		CARE A1+	12500	12493.03	1.15%	
60		Punjab National Bank **	INE160A16MA7		CRISIL A1+	12500	12468.61	1.15%	
61		IDFC First Bank Ltd. **	INE092T16MC8		ICRA A1+	12500	12274.34	1.13%	
62		Small Industries Development Bank Of India **	INE556F16713		CRISIL A1+	12500	12213.89	1.13%	
63		Axis Bank Ltd. **	INE238A167T3		CRISIL A1+	12500	11893.81	1.10%	
64		HDFC Ltd. **	INE001A14WH2		CRISIL A1+	2500	11814.30	1.09%	
65		Small Industries Development Bank Of India **	INE556F16556		CARE A1+	10000	9992.98	0.92%	
66		Reliance Industries Ltd. **	INE002A14DT5		CRISIL A1+	2000	9992.86	0.92%	
67		Small Industries Development Bank Of India **	INE556F16572		CARE A1+	10000	9984.53	0.92%	
68		Axis Bank Ltd. **	INE238A168L8		CRISIL A1+	10000	9983.26	0.92%	
69		Deutsche Investments India Pvt. Ltd. **	INE144H14DA0		CRISIL A1+	2000	9981.67	0.92%	
70		Kotak Mahindra Prime Ltd. **	INE916D14M35		CRISIL A1+	2000	9979.59	0.92%	
71		Barclays Investments & Loans (India) Ltd. **	INE704I14CX3		CRISIL A1+	2000	9876.77	0.91%	
72		Small Industries Development Bank Of India **	INE556F16671		CRISIL A1+	10000	9799.53	0.90%	
73		NABARD **	INE261F16439		CRISIL A1+	10000	9789.10	0.90%	
74		Fullerton India Credit Company Ltd. **	INE535H14HW4		CRISIL A1+	2000	9761.41	0.90%	
75		NABARD **	INE261F16454		CRISIL A1+	10000	9758.64	0.90%	
76		Sharekhan BNP Paribas Financial Services Ltd **	INE550X14300		ICRA A1+	2000	9731.99	0.90%	
77		Axis Bank Ltd. **	INE238A166R9		CRISIL A1+	10000	9609.11	0.89%	
78		AU Small Finance Bank Ltd. **	INE949L16AH0		CRISIL A1+	10000	9363.33	0.86%	
79		NABARD **	INE261F16371		FITCH A1+	9000	8984.97	0.83%	
80		NABARD **	INE261F14FN4		FITCH A1+	1500	7487.34	0.69%	
81		NABARD **	INE261F16421		CRISIL A1+	7500	7383.63	0.68%	
82		Axis Bank Ltd. **	INE238A164P8		CRISIL A1+	7500	7325.84	0.68%	
83		Small Industries Development Bank Of India **	INE556F16804		CRISIL A1+	7500	7131.69	0.66%	
84		Small Industries Development Bank Of India **	INE556F16630		CRISIL A1+	7000	6921.76	0.64%	

85		Standard Chartered Investment & Loan (India) Ltd. **	INE403G14MJ4		CRISIL A1+	1400	6836.04	0.63%
86		Standard Chartered Investment & Loan (India) Ltd. **	INE403G14LW9		CRISIL A1+	1300	6483.14	0.60%
87		Standard Chartered Investment & Loan (India) Ltd. **	INE403G14ME5		CRISIL A1+	1300	6368.25	0.59%
88		Barclays Investments & Loans (India) Ltd. **	INE704I14DF8		CRISIL A1+	1200	5880.85	0.54%
89		Barclays Investments & Loans (India) Ltd. **	INE704I14DH4		CRISIL A1+	1200	5789.27	0.53%
90		Standard Chartered Investment & Loan (India) Ltd. **	INE403G14KU5		ICRA A1+	1100	5495.28	0.51%
91		Bajaj Consumer Care Ltd. **	INE933K14040		CRISIL A1+	1000	4998.33	0.46%
92		Punjab National Bank **	INE160A16LW3		CARE A1+	5000	4992.31	0.46%
93		Mahindra & Mahindra Financial Services Ltd. **	INE774D14PV3		CRISIL A1+	1000	4989.49	0.46%
94		HDFC Credila Financial Services Pvt. Ltd. **	INE539K14995		ICRA A1+	1000	4989.39	0.46%
95		Bank Of Baroda **	INE028A16BF8		FITCH A1+	5000	4988.86	0.46%
96		Standard Chartered Investment & Loan (India) Ltd. **	INE403G14KV3		ICRA A1+	1000	4988.66	0.46%
97		Andhra Bank **	INE434A16QC3		CARE A1+	5000	4982.59	0.46%
98		IDFC First Bank Ltd. **	INE092T16MP0		ICRA A1+	5000	4982.27	0.46%
99		Andhra Bank **	INE434A16QI0		CARE A1+	5000	4944.99	0.46%
100		Standard Chartered Investment & Loan (India) Ltd. **	INE403G14MH8		CRISIL A1+	1000	4900.46	0.45%
101		Axis Bank Ltd. **	INE238A165P5		CRISIL A1+	5000	4883.14	0.45%
102		HDFC Ltd. **	INE001A14VQ5		CRISIL A1+	600	2923.79	0.27%
103		Axis Bank Ltd. **	INE238A162L1		CRISIL A1+	2500	2498.94	0.23%
104		Rural Electrification Corporation Ltd. **	INE020B14607		CARE A1+	500	2498.94	0.23%
105		HDFC Bank Ltd. **	INE040A16CE4		FITCH A1+	2500	2498.26	0.23%
106		IndusInd Bank Ltd. **	INE095A16A09		CRISIL A1+	2500	2497.15	0.23%
107		IDFC First Bank Ltd. **	INE092T16KO7		ICRA A1+	2500	2494.68	0.23%
108		Reliance Retail Ltd. **	INE742O14CJ0		CARE A1+	500	2494.55	0.23%
109		IDFC First Bank Ltd. **	INE092T16KY6		ICRA A1+	2500	2493.61	0.23%
110		Indian Bank **	INE562A16JS2		FITCH A1+	2500	2465.82	0.23%
111		AU Small Finance Bank Ltd. **	INE949L16AG2		CRISIL A1+	2500	2353.46	0.22%
112		IndusInd Bank Ltd. **	INE095A16B57		CRISIL A1+	1166	1138.69	0.10%
113								
114		**Gnqx Wi nxhtzsvi**					**Snq**	**Snq**
115								
116		**wfxzw Gnqx**					**888 37**	**835**
117		182 Days Treasury Bills	IN002019Y274		SOV	23500000	23418.20	2.16%
118		79 Days CMB	IN002019U041		SOV	10000000	9977.52	0.92%
119								
120		**W vx Wut**					**8 6 37**	**8379**
121								
122		**WU**					**8568 37**	**73**
123								
124		**S y zwwsyFxx yx**					**2675 7357**	**26366**
125		**tyfqS yFxx yx**					**65 9 5 388**	**655365**
126								
127								
128		Non-Convertible debentures / Bonds & Zero Coupon Bonds / Deep Discount Bonds are considered as Traded based on the information provided by external agencies.						
129		** Non Traded / Illiquid Securities.						
130		Net Current Assets is adjusted to the extent of short derivatives positions, if any.						
131		For the Instrument/security whose final ISIN is yet to be assigned, disclosure of ISIN has been made as per the details provided by external agencies.						

tr ufs 4Nxoz wNsxywzr sySfr	N NS	tzuts	Nsizxyw4WfynsI	Vzfsyry	utxzw4Rfwp y fqz -Wk3Qfpm	yt Sf
I qyNsxywzr syx					**66 7 3 9**	**3 6**
Qnxyi 4F fnynsI Qnxynsl Ts ythp hnfsI x					**665 897389**	**83 7**
Lt ywr sy hzwyn x					**6 568 3**	**663 89**
Government Securities	IN0020190065	7.57 SOV	68000000		73117.48	5.52%
Government Securities	IN0020160118	6.79 SOV	35000000		35387.70	2.67%
Government Securities	IN0020120039	8.33 SOV	12500000		13715.48	1.04%
Government Securities	IN0020180454	7.26 SOV	10000000		10435.75	0.79%
Government Securities	IN0020170026	6.79 SOV	10000000		10179.03	0.77%
Government Securities	IN0020089051	6.65 SOV	4500000		4584.19	0.35%
State Government of Rajasthan	IN2920150314	8.39 SOV	1816000		1895.49	0.14%
State Government of Karnataka	IN1920130094	9.41 SOV	500000		552.20	0.04%
State Government of Gujarat	IN1520110058	8.59 SOV	228500		238.07	0.02%
State Government of Maharashtra	IN2220110067	8.56 SOV	31900		33.19	^
Sts2 ts wmqg i g syzwx 4Gtsi x					**96 3**	**6357**
NABARD	INE261F08BB0	8.15 CRISIL AAA	2850		28766.30	2.17%
HDFC Ltd. **	INE001A07SF8	6.77 CRISIL AAA	2750		27565.12	2.08%
Reliance Industries Ltd.	INE002A08500	7.17 CRISIL AAA	2650		26841.11	2.03%
Pipeline Infrastructure Pvt Ltd. **	INE01XX07026	8.9508 CRISIL AAA	2619		26515.78	2.00%
Tata Capital Financial Services Ltd. **	INE306N07KW6	8.65 ICRA AAA	2500		25495.30	1.93%
LIC Housing Finance Ltd. **	INE115A07OF5	7.99 CRISIL AAA	2500		25321.68	1.91%
NABARD **	INE261F08907	6.98 CRISIL AAA	2450		24650.92	1.86%
Small Industries Development Bank Of India **	INE556F08JL5	7.89 CARE AAA	2250		22941.32	1.73%
Power Finance Corporation Ltd. **	INE134E08JV3	8.2 CRISIL AAA	2250		22753.19	1.72%
Power Finance Corporation Ltd.	INE134E08JW1	8.18 CRISIL AAA	2000		20585.28	1.55%
HDB Financial Services Ltd. **	INE756I07CV1	7.49 CRISIL AAA	2000		20184.44	1.52%
HDFC Ltd.	INE001A07SC5	6.99 CRISIL AAA	2000		20072.14	1.52%
HDFC Ltd.	INE001A07SH4	6.99 CRISIL AAA	2000		20025.14	1.51%
Power Finance Corporation Ltd. **	INE134E08IW3	7.5 CRISIL AAA	1950		19650.99	1.48%
Power Finance Corporation Ltd.	INE134E08HV7	8.36 CRISIL AAA	1930		19496.30	1.47%
HDFC Ltd.	INE001A07RP9	8.62 CRISIL AAA	1900		19228.49	1.45%
Rural Electrification Corporation Ltd. **	INE020B08BN4	8.15 CRISIL AAA	1750		17853.29	1.35%
Reliance Jio Infocomm Ltd. **	INE110L07120	8.7 CRISIL AAA	1600		16410.91	1.24%
India Grid Trust **	INE219X07033	9.1 CRISIL AAA	1550		15781.67	1.19%
LIC Housing Finance Ltd. **	INE115A07OA6	8.2534 CRISIL AAA	1500		15283.74	1.15%
Grasim Industries Ltd. **	INE047A08166	6.65 CRISIL AAA	1500		14994.99	1.13%
Reliance Industries Ltd. **	INE002A08526	7.07 CRISIL AAA	1300		13087.17	0.99%
Power Finance Corporation Ltd.	INE134E08KG2	7.35 CRISIL AAA	1250		12670.88	0.96%
Reliance Jio Infocomm Ltd. **	INE110L08011	8.95 CRISIL AAA(CE)	1250		12666.09	0.96%
Grasim Industries Ltd. **	INE047A08158	7.6 CRISIL AAA	1100		11267.00	0.85%
Reliance Industries Ltd. **	INE002A08476	7 CRISIL AAA	1100		11091.06	0.84%
Mahindra & Mahindra Financial Services Ltd. **	INE774D07TF2	8.52 FITCH AAA	1000		10164.87	0.77%
LIC Housing Finance Ltd. **	INE115A07MW4	7.95 CRISIL AAA	1000		10142.64	0.77%
Housing and Urban Development Corporation Ltd. **	INE031A08749	7.05 ICRA AAA	1000		10138.76	0.77%
Rural Electrification Corporation Ltd. **	INE020B08AB1	7.14 CRISIL AAA	1000		10110.29	0.76%
LIC Housing Finance Ltd. **	INE115A07KM9	7.83 CRISIL AAA	1000		10095.93	0.76%
Small Industries Development Bank Of India **	INE556F08JJ9	7.59 CARE AAA	1000		10090.76	0.76%
Housing and Urban Development Corporation Ltd. **	INE031A08731	7.34 ICRA AAA	900		9180.57	0.69%
NABHA Power Ltd. **	INE445L08383	7.405 ICRA AAA	900		9062.35	0.68%
NABARD **	INE261F08AI7	8.6 CRISIL AAA	850		8842.24	0.67%
HDFC Ltd. **	INE001A07QL0	11.5 CRISIL AAA	87		8827.42	0.67%
Larsen & Toubro Ltd. **	INE018A08AR3	7.87 CRISIL AAA	850		8736.04	0.66%
Housing and Urban Development Corporation Ltd. **	INE031A08723	7.62 ICRA AAA	800		8198.10	0.62%
Rural Electrification Corporation Ltd. **	INE020B08BQ7	8.85 CRISIL AAA	750		8131.72	0.61%
Rural Electrification Corporation Ltd. **	INE020B08948	8.37 CRISIL AAA	800		8081.85	0.61%
NABARD **	INE261F08AT4	8.5 CRISIL AAA	750		7907.03	0.60%
Sikka Ports & Terminals Ltd. **	INE941D08065	10.25 CRISIL AAA	750		7786.20	0.59%
Reliance Industries Ltd. **	INE002A08575	8.3 CRISIL AAA	750		7741.26	0.58%
Rural Electrification Corporation Ltd. **	INE020B08CF8	7.4 CRISIL AAA	750		7602.04	0.57%
Daimler Financial Services India Pvt. Ltd. **	INE094O08136	8.35 CRISIL AAA	750		7559.79	0.57%
LIC Housing Finance Ltd. **	INE115A07LZ9	7.48 CRISIL AAA	750		7534.98	0.57%
LIC Housing Finance Ltd. **	INE115A07OP4	7.22 CARE AAA	750		7507.85	0.57%
LIC Housing Finance Ltd. **	INE115A07OI9	7.78 CRISIL AAA	650		6566.21	0.50%
Rural Electrification Corporation Ltd. **	INE020B08997	7.24 CRISIL AAA	620		6268.82	0.47%
LIC Housing Finance Ltd. **	INE115A07OK5	7.24 CRISIL AAA	610		6126.60	0.46%
HDFC Ltd. **	INE001A07QI6	10.98 CRISIL AAA	55		5575.38	0.42%
Jamnagar Utilities & Power Pvt. Ltd. **	INE936D07075	9.75 CRISIL AAA	500		5330.79	0.40%
Power Finance Corporation Ltd. **	INE134E08IE1	8.03 CRISIL AAA	500		5197.82	0.39%
Larsen & Toubro Ltd. **	INE018A08AS1	8.02 CRISIL AAA	500		5158.87	0.39%
Rural Electrification Corporation Ltd. **	INE020B08BM6	8.35 CRISIL AAA	500		5154.16	0.39%
Power Finance Corporation Ltd. **	INE134E08KB3	8.2 CRISIL AAA	500		5146.21	0.39%
NABARD **	INE261F08BI5	7.9 CRISIL AAA	500		5145.21	0.39%
LIC Housing Finance Ltd. **	INE115A07NZ5	8.595 CARE AAA	500		5115.25	0.39%
Grasim Industries Ltd. **	INE047A08133	7.65 CRISIL AAA	500		5098.63	0.38%
National Highways Authority of India **	INE906B07HG7	7.49 CRISIL AAA	500		5098.13	0.38%
Power Finance Corporation Ltd. **	INE134E08KH0	7.42 CRISIL AAA	500		5093.90	0.38%
LIC Housing Finance Ltd. **	INE115A07NQ4	8.8 CARE AAA	500		5086.22	0.38%
HDFC Ltd.	INE001A07RN4	8.7 CRISIL AAA	500		5083.17	0.38%
Rural Electrification Corporation Ltd.	INE020B08955	8.36 CRISIL AAA	500		5061.12	0.38%
Rural Electrification Corporation Ltd.	INE020B08CG6	7.24 CRISIL AAA	500		5046.81	0.38%
Housing and Urban Development Corporation Ltd. **	INE031A08541	7.14 ICRA AAA	500		5039.51	0.38%
LIC Housing Finance Ltd.	INE115A07OL3	7.75 CRISIL AAA	500		5034.73	0.38%
Indian Railway Finance Corporation Ltd. **	INE053F07991					

Rural Electrification Corporation Ltd. **	INE020B08BS3	8.8	CRISIL AAA	350	3784.66	0.29%	
NABHA Power Ltd. **	INE445L08391	7.405	ICRA AAA(CE)	350	3524.32	0.27%	
Mahanagar Telephone Nigam Ltd. **	INE153A08048	8.24	CRISIL AAA(CE)	300	3147.10	0.24%	
Power Finance Corporation Ltd. **	INE134E08HP9	8.53	CRISIL AAA	279	2814.27	0.21%	
Rural Electrification Corporation Ltd. **	INE020B08BH6	8.37	CRISIL AAA	250	2659.99	0.20%	
Rural Electrification Corporation Ltd. **	INE020B08831	8.82	CRISIL AAA	250	2635.42	0.20%	
HDFC Ltd.	INE001A07RS3	8.58	CRISIL AAA	250	2581.80	0.19%	
Jamnagar Utilities & Power Pvt. Ltd. **	INE936D07067	8.95	CRISIL AAA	250	2578.38	0.19%	
NABARD **	INE261F08BJ3	7.85	CRISIL AAA	250	2572.78	0.19%	
NABARD **	INE261F08AM9	8.37	CRISIL AAA	250	2571.64	0.19%	
NABARD **	INE261F08AL1	8.39	CRISIL AAA	250	2570.31	0.19%	
NABARD **	INE261F08BL9	7.7	CRISIL AAA	250	2566.66	0.19%	
LIC Housing Finance Ltd. **	INE115A07OD0	8.5	CRISIL AAA	250	2563.91	0.19%	
HDFC Ltd. **	INE001A07QG0	11.08	CRISIL AAA	25	2543.71	0.19%	
LIC Housing Finance Ltd. **	INE115A07NN1	9.02	CRISIL AAA	250	2543.53	0.19%	
Ultratech Cement Ltd. **	INE481G07182	7.57	CRISIL AAA	250	2542.51	0.19%	
LIC Housing Finance Ltd. **	INE115A07JG3	8.6	CRISIL AAA	250	2541.42	0.19%	
Rural Electrification Corporation Ltd. **	INE020B08AW7	7.73	CRISIL AAA	250	2537.64	0.19%	
HDFC Ltd. **	INE001A07OA8	8.65	CRISIL AAA	25	2527.72	0.19%	
Mahindra & Mahindra Financial Services Ltd. **	INE774D07QT9	7.842	FITCH AAA	250	2520.71	0.19%	
Mahindra & Mahindra Financial Services Ltd. **	INE774D07RV3	7.532	FITCH AAA	250	2515.18	0.19%	
Reliance Industries Ltd. **	INE002A08518	6.95	CRISIL AAA	250	2513.28	0.19%	
ICICI Home Finance Company Ltd. **	INE071G08874	7.5	ICRA AAA	500	2504.83	0.19%	
Britannia Industries Ltd.	INE216A07052	8	CRISIL AAA	6676946	2073.56	0.16%	
NHPC Ltd. **	INE848E07690	8.54	FITCH AAA	2000	2036.44	0.15%	
Power Finance Corporation Ltd. **	INE134E08IM4	7.4	CRISIL AAA	200	2027.65	0.15%	
LIC Housing Finance Ltd. **	INE115A07LF1	7.65	CRISIL AAA	200	2015.57	0.15%	
Rural Electrification Corporation Ltd. **	INE020B08BF0	8.45	CRISIL AAA	150	1553.54	0.12%	
Jamnagar Utilities & Power Pvt. Ltd. **	INE936D07125	7.6	CRISIL AAA	150	1496.68	0.11%	
Rural Electrification Corporation Ltd. **	INE020B08880	8.57	CRISIL AAA	100	1059.58	0.08%	
Rural Electrification Corporation Ltd. **	INE020B08898	8.23	CRISIL AAA	100	1047.04	0.08%	
Bajaj Finance Ltd. **	INE296A07QP7	9.224	CRISIL AAA	100	1042.26	0.08%	
NTPC Ltd. **	INE733E07JY8	8.18	CRISIL AAA	100	1017.68	0.08%	
Reliance Jio Infocomm Ltd. **	INE110L08029	8.95	CRISIL AAA(CE)	100	1014.38	0.08%	
Tata Capital Housing Finance Ltd. **	INE033L07FT6	7.7	ICRA AAA	100	1002.32	0.08%	
Rural Electrification Corporation Ltd. **	INE020B08823	8.87	CRISIL AAA	100	1000.61	0.08%	
NHPC Ltd. **	INE848E07AT3	7.38	ICRA AAA	300	611.72	0.05%	
NHPC Ltd. **	INE848E07AU1	7.38	ICRA AAA	300	611.07	0.05%	
NHPC Ltd. **	INE848E07AV9	7.38	ICRA AAA	300	608.58	0.05%	
Axis Bank Ltd. **	INE238A08351	8.85	CRISIL AAA	50	539.51	0.04%	
Rural Electrification Corporation Ltd. **	INE020B08641	9.75	CRISIL AAA	50	525.22	0.04%	
National Highways Authority of India	INE906B07HH5	7.7	CRISIL AAA	50	517.74	0.04%	
Rural Electrification Corporation Ltd. **	INE020B08AM8	7.09	CRISIL AAA	50	502.53	0.04%	
Power Finance Corporation Ltd. **	INE134E08IZ6	7.46	CRISIL AAA	40	401.53	0.03%	
vt tzuts Gtsix4I uInxhtzsyGtsix					**6 85 375**	**636**	
Bajaj Housing Finance Ltd. **	INE377Y07052		CRISIL AAA	902	10668.57	0.81%	
LIC Housing Finance Ltd. **	INE115A07NM3		CRISIL AAA	250	2888.73	0.22%	
Bajaj Finance Ltd. **	INE296A07QN2		CRISIL AAA	100	1178.59	0.09%	
Rural Electrification Corporation Ltd. **	INE020B08476		CRISIL AAA	2000	572.31	0.04%	
Uwnfyq Ucfhi4zsqxyi					**5 939**	**838**	
Sts2ts wmqqi q syzwx4Gtsix					**5 939**	**838**	
HDFC Credila Financial Services Pvt. Ltd. **	INE539K07155	7.1	CRISIL AAA	2000	19988.60	1.51%	
John Deere Financial India Pvt. Ltd. **	INE00V208017	9.45	CRISIL AAA	1500	15275.93	1.15%	
Chennai Petroleum Corporation Ltd. **	INE178A08011	6.43	CRISIL AAA	1500	14981.28	1.13%	
Tata Sons Ltd. **	INE895D08725	7.85	CRISIL AAA	50	501.73	0.04%	
vt tzuts Gtsix4I uInxhtzsyGtsix					**Smq**	**Smq**	
hzwyn i I qyNsxywer syx					**6 983**	**639**	
Sansar Trust November 2018 A1 (Originator is Shriram Transport Finance Company Ltd.) **	INE03A515017		ICRA AAA(SO)	1027	6038.26	0.46%	
Reliable Devices Trust 05 **	INE038715053		ICRA AAA(SO)	90	1007.19	0.08%	
Reliable Devices Trust 06 **	INE038715061		ICRA AAA(SO)	85	959.26	0.07%	
Reliable Devices Trust 09 **	INE038715095		ICRA AAA(SO)	80	922.67	0.07%	
Reliable Devices Trust 08 **	INE038715087		ICRA AAA(SO)	80	917.72	0.07%	
Reliable Devices Trust 07 **	INE038715079		ICRA AAA(SO)	80	909.34	0.07%	
Reliable Devices Trust 11 **	INE038715111		ICRA AAA(SO)	75	878.04	0.07%	
Reliable Devices Trust 10 **	INE038715103		ICRA AAA(SO)	75	871.00	0.07%	
Reliable Devices Trust 12 **	INE038715129		ICRA AAA(SO)	70	826.64	0.06%	
FIRST BUSINESS RECEIVABLES TRUST - TRANCHE 9 **	INE0BTV15097		CRISIL AAA(SO)	5	427.03	0.03%	
FIRST BUSINESS RECEIVABLES TRUST - TRANCHE 13 **	INE0BTV15139		CRISIL AAA(SO)	5	393.52	0.03%	
FIRST BUSINESS RECEIVABLES TRUST - TRANCHE 5 **	INE0BTV15055		CRISIL AAA(SO)	4	369.47	0.03%	
FIRST BUSINESS RECEIVABLES TRUST - TRANCHE 17 **	INE0BTV15170		CRISIL AAA(SO)	5	360.26	0.03%	
FIRST BUSINESS RECEIVABLES TRUST - TRANCHE 18 **	INE0BTV15188		CRISIL AAA(SO)	5	353.14	0.03%	
FIRST BUSINESS RECEIVABLES TRUST - TRANCHE 20 **	INE0BTV15204		CRISIL AAA(SO)	5	337.87	0.03%	
FIRST BUSINESS RECEIVABLES TRUST - TRANCHE 11 **	INE0BTV15113		CRISIL AAA(SO)	4	328.70	0.02%	
FIRST BUSINESS RECEIVABLES TRUST - TRANCHE 14 **	INE0BTV15147		CRISIL AAA(SO)	4	308.31	0.02%	
FIRST BUSINESS RECEIVABLES TRUST - TRANCHE 15 **	INE0BTV15154		CRISIL AAA(SO)	4	302.29	0.02%	
FIRST BUSINESS RECEIVABLES TRUST - TRANCHE 16 **	INE0BTV15162		CRISIL AAA(SO)	4	294.78	0.02%	
FIRST BUSINESS RECEIVABLES TRUST - TRANCHE 2 **	INE0BTV15022		CRISIL AAA(SO)	3	292.91		

201		**Uxfsi Ix**					**59 35**	**93**	
202		Axis Bank Ltd. **	INE238A167T3		CRISIL A1+	15000	14272.58	1.08%	
203		NABARD **	INE261F16462		CRISIL A1+	12500	11891.99	0.90%	
204		NABARD **	INE261F16397		CRISIL A1+	10000	9920.70	0.75%	
205		Oriental Bank Of Commerce **	INE141A16ZN2		CRISIL A1+	10000	9739.90	0.74%	
206		Axis Bank Ltd. **	INE238A169L6		CRISIL A1+	5000	4988.78	0.38%	
207		Small Industries Development Bank Of India **	INE556F16689		CRISIL A1+	5000	4890.78	0.37%	
208		Small Industries Development Bank Of India **	INE556F16804		CRISIL A1+	5000	4754.46	0.36%	
209									
210		**Gmqx Wi nxhtzsyi**					**Smq**	**Smq**	
211									
212		**wfxzw Gmqx**					**Smq**	**Smq**	
213									
214		**WU**					**57693 7**	**35**	
215									
216		**S y zwwsyFxx yx**					**6873 5**	**539**	
217		**tyfqS yFxx yx**					**68798873 8**	**655355**	
218									
219		**NS W WF FU -FyStytsfq fqz . (**					**266 55355**	**2 3**	
220		Hongkong & Shanghai Banking Corpn- MD -12-Oct-2020					-10000.00	-0.76%	
221		HDFC Bank Limited- MD -24-Jul-2023					-5000.00	-0.38%	
222		ICICI Bank Ltd- MD -12-Oct-2020					-10000.00	-0.76%	
223		HDFC Bank Limited- MD -24-Jul-2023					-5000.00	-0.38%	
224		ICICI Bank Ltd- MD -05-Apr-2022					-10000.00	-0.76%	
225		Yes Bank Ltd- MD -30-Apr-2024					-10000.00	-0.76%	
226		IDFC First Bank Ltd- MD -25-Sep-2024					-10000.00	-0.76%	
227		HDFC Bank Limited- MD -24-Jul-2023					-5000.00	-0.38%	
228		Hongkong & Shanghai Banking Corpn- MD -05-Mar-2024					-7500.00	-0.57%	
229		IDFC First Bank Ltd- MD -30-Apr-2024					-10000.00	-0.76%	
230		ICICI Bank Ltd- MD -05-Apr-2024					-10000.00	-0.76%	
231		Hongkong & Shanghai Banking Corpn- MD -13-Feb-2024					-5000.00	-0.38%	
232		Hongkong & Shanghai Banking Corpn- MD -01-Nov-2024					-10000.00	-0.76%	
233		ICICI Bank Ltd- MD -14-Nov-2024					-10000.00	-0.76%	
234									
235									
236									
237		Non-Convertible debentures / Bonds & Zero Coupon Bonds / Deep Discount Bonds are considered as Traded based on the information provided by external agencies.							
238		** Non Traded / Illiquid Securities.							
239		^ Value Less than 0.01% of NAV in absolute terms.							
240		# The Scheme has entered into interest rate swap contract(s), against certain fixed rate instruments held by the scheme.							
241		Net Current Assets is adjusted to the extent of short derivatives positions, if any.							
242		For the Instrument/security whose final ISIN is yet to be assigned, disclosure of ISIN has been made as per the details provided by external agencies.							
243		Debt instruments having structured obligations or credit enhancement features have been denoted with suffix as (SO) or (CE) respectively against the ratings of the instrument							

ICICI Prudential Mutual Fund

ICICI Prudential Banking & Financial Services Fund

Portfolio as on Feb 29,2020

Company/Issuer/Instrument Name	ISIN	Coupon	Industry/Rating	Quantity	Exposure/Market Value(Rs.Lakh)	% to Nav
Equity & Equity Related Instruments					**329297.57**	**97.66%**
Listed / Awaiting Listing On Stock Exchanges					**329297.57**	**97.66%**
ICICI Bank Ltd.	INE090A01021		Banks	8300623	41274.85	12.24%
HDFC Bank Ltd.	INE040A01034		Banks	3061217	36050.42	10.69%
Axis Bank Ltd.	INE238A01034		Banks	3027275	21109.19	6.26%
State Bank Of India	INE062A01020		Banks	6820915	20667.37	6.13%
Bank Of Baroda	INE028A01039		Banks	23791202	18152.69	5.38%
Bajaj Finserv Ltd.	INE918I01018		Finance	196109	17749.34	5.26%
Mahindra & Mahindra Financial Services Ltd.	INE774D01024		Finance	3934664	13505.73	4.01%
The Federal Bank Ltd.	INE171A01029		Banks	15207314	13063.08	3.87%
Muthoot Finance Ltd.	INE414G01012		Finance	1249294	10996.91	3.26%
ICICI Prudential Life Insurance Company Ltd.	INE726G01019		Finance	2191300	10329.79	3.06%
LIC Housing Finance Ltd.	INE115A01026		Finance	2826146	9050.73	2.68%
Cholamandalam Financial Holdings Ltd.	INE149A01033		Finance	1708342	8763.79	2.60%
SBI Life Insurance Company Ltd.	INE123W01016		Finance	975807	8688.59	2.58%
ICICI Securities Ltd.	INE763G01038		Finance	1784414	8497.38	2.52%
DCB Bank Ltd.	INE503A01015		Banks	5235323	8470.75	2.51%
Motilal Oswal Financial Services Ltd.	INE338I01027		Finance	1132619	8432.91	2.50%
CreditAccess Grameen Ltd.	INE741K01010		Finance	857282	7217.46	2.14%
Max Financial Services Ltd.	INE180A01020		Finance	1108853	6401.41	1.90%
Equitas Holdings Ltd.	INE988K01017		Finance	4978419	5369.22	1.59%
RBL Bank Ltd.	INE976G01028		Banks	1634437	4754.58	1.41%
ICICI Lombard General Insurance Company Ltd.	INE765G01017		Finance	370979	4587.71	1.36%
Karur Vysya Bank Ltd.	INE036D01028		Banks	10341747	4322.85	1.28%
The South Indian Bank Ltd.	INE683A01023		Banks	44160076	4084.81	1.21%
Sundaram Finance Ltd.	INE660A01013		Finance	254324	4015.39	1.19%
The Karnataka Bank Ltd.	INE614B01018		Banks	5662280	3940.95	1.17%
The Federal Bank Ltd. $$			Banks	4459000	3814.67	1.13%
General Insurance Corporation of India	INE481Y01014		Finance	2183533	3574.44	1.06%
Can Fin Homes Ltd.	INE477A01020		Finance	615121	3075.91	0.91%
IndusInd Bank Ltd. $$			Banks	276800	3038.43	0.90%
Repco Home Finance Ltd.	INE612J01015		Finance	1018718	2895.20	0.86%
IndusInd Bank Ltd.	INE095A01012		Banks	232619	2568.23	0.76%
Union Bank Of India	INE692A01016		Banks	6711019	2493.14	0.74%
LIC Housing Finance Ltd. $$			Finance	650000	2071.23	0.61%
State Bank Of India $$			Banks	600000	1815.60	0.54%
SBI Cards & Payment Services Ltd.	INE018E01016		Finance	212648	1605.49	0.48%
Equitas Holdings Ltd. $$			Finance	1470000	1586.87	0.47%
Central Depository Services (India) Ltd.	INE736A01011		Finance	475646	1260.46	0.37%
Unlisted					**Nil**	**Nil**
Debt Instruments					**Nil**	**Nil**
Listed / Awaiting Listing On Stock Exchanges					**Nil**	**Nil**
Privately Placed/unlisted					**Nil**	**Nil**
Securitized Debt Instruments					**Nil**	**Nil**
Term Deposits					**Nil**	**Nil**
Deposits (maturity not exceeding 91 days)					**Nil**	**Nil**
Deposits (Placed as Margin)					**Nil**	**Nil**
Money Market Instruments					**2278.19**	**0.68%**
CPs and CDs					**Nil**	**Nil**
Treasury Bills					**2278.19**	**0.68%**
182 Days Treasury Bills	IN002019Y332		SOV	1000000	990.81	0.29%
364 Days Treasury Bills	IN002019Z073		SOV	1000000	989.86	0.29%
364 Days Treasury Bills	IN002019Z057		SOV	300000	297.52	0.09%
TREPS					**19616.16**	**5.82%**
Units of Real Estate Investment Trust (REITs)					**Nil**	**Nil**
Others					**1279.85**	**0.38%**
Cash Margin - Derivatives					1279.85	0.38%
Net Current Assets					**-15291.94**	**-4.54%**
Total Net Assets					**337179.84**	**100.00%**

	A	B	C	D	E	F	G	H	I
81									
82		Non-Convertible debentures / Bonds & Zero Coupon Bonds / Deep Discount Bonds are considered as Traded based on the information provided by external agencies.							
83		$$ - Derivatives.							
84		Net Current Assets is adjusted to the extent of short derivatives positions, if any.							
85		For the Instrument/security whose final ISIN is yet to be assigned, disclosure of ISIN has been made as per the details provided by external agencies.							

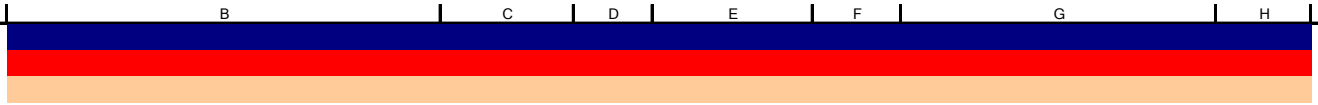

ICICI Prudential Mutual Fund

ICICI Prudential Bharat Consumption Fund

Portfolio as on Feb 29,2020

Company/Issuer/Instrument Name	ISIN	Coupon	Industry/Rating	Quantity	Exposure/Market Value(Rs.Lakh)	% to Nav
Equity & Equity Related Instruments					**48089.14**	**97.93%**
Listed / Awaiting Listing On Stock Exchanges					**48089.14**	**97.93%**
Hindustan Unilever Ltd.	INE030A01027		Consumer Non Durables	305367	6640.97	13.52%
Bharti Airtel Ltd.	INE397D01024		Telecom - Services	947462	4959.96	10.10%
Maruti Suzuki India Ltd.	INE585B01010		Auto	67868	4264.21	8.68%
Trent Ltd.	INE849A01020		Retailing	422914	3117.72	6.35%
TVS Motor Company Ltd.	INE494B01023		Auto	666958	2905.94	5.92%
Avenue Supermarts Ltd.	INE192R01011		Retailing	117064	2720.51	5.54%
ITC Ltd.	INE154A01025		Consumer Non Durables	1368309	2703.09	5.50%
Asian Paints Ltd.	INE021A01026		Consumer Non Durables	145482	2615.69	5.33%
Motherson Sumi Systems Ltd.	INE775A01035		Auto Ancillaries	2448297	2537.66	5.17%
United Breweries Ltd.	INE686F01025		Consumer Non Durables	177605	2212.34	4.51%
Voltas Ltd.	INE226A01021		Consumer Durables	263874	1791.04	3.65%
PVR Ltd.	INE191H01014		Media & Entertainment	82540	1574.37	3.21%
Eicher Motors Ltd.	INE066A01013		Auto	9117	1513.64	3.08%
Interglobe Aviation Ltd.	INE646L01027		Transportation	101091	1314.23	2.68%
Britannia Industries Ltd.	INE216A01030		Consumer Non Durables	43713	1298.36	2.64%
The Indian Hotels Company Ltd.	INE053A01029		Hotels, Resorts And Other Recreational Activities	854056	1152.98	2.35%
Relaxo Footwears Ltd.	INE131B01039		Consumer Durables	164977	1149.06	2.34%
Titan Company Ltd.	INE280A01028		Consumer Durables	88242	1107.00	2.25%
La Opala RG Ltd.	INE059D01020		Consumer Durables	329411	714.33	1.45%
Bank Of Baroda	INE028A01039		Banks	898691	685.70	1.40%
Havells India Ltd.	INE176B01034		Consumer Durables	79380	486.64	0.99%
The Phoenix Mills Ltd.	INE211B01039		Construction	54731	468.74	0.95%
V.I.P. Industries Ltd.	INE054A01027		Consumer Durables	37810	154.96	0.32%
Unlisted					**Nil**	**Nil**
Debt Instruments					**Nil**	**Nil**
Listed / Awaiting Listing On Stock Exchanges					**Nil**	**Nil**
Privately Placed/unlisted					**Nil**	**Nil**
Securitized Debt Instruments					**Nil**	**Nil**
Term Deposits					**Nil**	**Nil**
Deposits (maturity not exceeding 91 days)					**Nil**	**Nil**
Deposits (Placed as Margin)					**Nil**	**Nil**
Money Market Instruments					**Nil**	**Nil**
CPs and CDs					**Nil**	**Nil**
Treasury Bills					**Nil**	**Nil**
TREPS					**1178.92**	**2.40%**
Units of Real Estate Investment Trust (REITs)					**Nil**	**Nil**
Net Current Assets					**-162.39**	**-0.33%**
Total Net Assets					**49105.67**	**100.00%**

Non-Convertible debentures / Bonds & Zero Coupon Bonds / Deep Discount Bonds are considered as Traded based on the information provided by external agencies.

Net Current Assets is adjusted to the extent of short derivatives positions, if any.

For the Instrument/security whose final ISIN is yet to be assigned, disclosure of ISIN has been made as per the details provided by external agencies.

ICICI Prudential Mutual Fund

ICICI Prudential Bharat Consumption Fund - Series 1

Portfolio as on Feb 29,2020

Company/Issuer/Instrument Name	ISIN	Coupon	Industry/Rating	Quantity	Exposure/Market Value(Rs.Lakh)	% to Nav
Equity & Equity Related Instruments					**85744.62**	**91.29%**
Listed / Awaiting Listing On Stock Exchanges					**85744.62**	**91.29%**
Bharti Airtel Ltd.	INE397D01024		Telecom - Services	1513561	7923.49	8.44%
Asian Paints Ltd.	INE021A01026		Consumer Non Durables	353189	6350.16	6.76%
Titan Company Ltd.	INE280A01028		Consumer Durables	505690	6343.88	6.75%
Maruti Suzuki India Ltd.	INE585B01010		Auto	90750	5701.91	6.07%
Hindustan Unilever Ltd.	INE030A01027		Consumer Non Durables	261823	5694.00	6.06%
NTPC Ltd.	INE733E01010		Power	4962978	5288.05	5.63%
Voltas Ltd.	INE226A01021		Consumer Durables	645302	4379.99	4.66%
Motherson Sumi Systems Ltd.	INE775A01035		Auto Ancillaries	3900132	4042.49	4.30%
ITC Ltd.	INE154A01025		Consumer Non Durables	1938988	3830.47	4.08%
Britannia Industries Ltd.	INE216A01030		Consumer Non Durables	117391	3486.75	3.71%
TVS Motor Company Ltd.	INE494B01023		Auto	684096	2980.61	3.17%
Cipla Ltd.	INE059A01026		Pharmaceuticals	714064	2871.25	3.06%
Interglobe Aviation Ltd.	INE646L01027		Transportation	207951	2703.47	2.88%
Blue Star Ltd.	INE472A01039		Consumer Durables	336106	2697.42	2.87%
Marico Ltd.	INE196A01026		Consumer Non Durables	840400	2510.70	2.67%
Dabur India Ltd.	INE016A01026		Consumer Non Durables	463058	2297.23	2.45%
HDFC Bank Ltd.	INE040A01034		Banks	165000	1943.12	2.07%
ICICI Bank Ltd.	INE090A01021		Banks	300000	1491.75	1.59%
V-Mart Retail Ltd.	INE665J01013		Retailing	63483	1416.02	1.51%
Mahindra & Mahindra Ltd.	INE101A01026		Auto	300000	1371.15	1.46%
United Breweries Ltd.	INE686F01025		Consumer Non Durables	108629	1353.14	1.44%
Nestle India Ltd.	INE239A01016		Consumer Non Durables	8003	1262.78	1.34%
PVR Ltd.	INE191H01014		Media & Entertainment	61796	1178.70	1.25%
Avenue Supermarts Ltd.	INE192R01011		Retailing	48318	1122.89	1.20%
Cadila Healthcare Ltd.	INE010B01027		Pharmaceuticals	400000	1040.20	1.11%
Natco Pharma Ltd.	INE987B01026		Pharmaceuticals	151161	909.46	0.97%
Sandhar Technologies Ltd.	INE278H01035		Auto Ancillaries	332502	801.99	0.85%
EIH Ltd.	INE230A01023		Hotels, Resorts And Other Recreational Activities	585992	772.63	0.82%
Tata Power Company Ltd.	INE245A01021		Power	1592650	743.77	0.79%
Bajaj Consumer Care Ltd.	INE933K01021		Consumer Non Durables	382915	736.35	0.78%
The Indian Hotels Company Ltd.	INE053A01029		Hotels, Resorts And Other Recreational Activities	517133	698.13	0.74%
ICICI Lombard General Insurance Company Ltd.	INE765G01017		Finance	53174	657.58	0.70%
Dishman Carbogen Amcis Ltd.	INE385W01011		Pharmaceuticals	765000	589.43	0.63%
Entertainment Network (India) Ltd.	INE265F01028		Media & Entertainment	249652	487.20	0.52%
Page Industries Ltd.	INE761H01022		Textile Products	1915	424.10	0.45%
Minda Industries Ltd.	INE405E01023		Auto Ancillaries	100000	373.10	0.40%
Titan Company Ltd. $$			Consumer Durables	-218250	-2730.74	-2.91%
Unlisted					**Nil**	**Nil**
Debt Instruments					**Nil**	**Nil**
Listed / Awaiting Listing On Stock Exchanges					**Nil**	**Nil**
Privately Placed/unlisted					**Nil**	**Nil**
Securitized Debt Instruments					**Nil**	**Nil**
Term Deposits					**725.00**	**0.77%**
Deposits (maturity not exceeding 91 days)					**Nil**	**Nil**
Deposits (Placed as Margin)					**725.00**	**0.77%**
HDFC Bank Ltd. - 15 Apr 2020 (Duration - 91 Days)					525.00	0.56%
Canara Bank Ltd - 27 Mar 2020 (Duration - 91 Days)					200.00	0.21%
Money Market Instruments					**748.01**	**0.80%**
CPs and CDs					**Nil**	**Nil**
Treasury Bills					**748.01**	**0.80%**
364 Days Treasury Bills	IN002018Z513		SOV	750000	748.01	0.80%
TREPS					**4801.31**	**5.11%**
Units of Real Estate Investment Trust (REITs)					**Nil**	**Nil**
Others					**187.09**	**0.20%**
Cash Margin - Derivatives					187.09	0.20%
Net Current Assets					**1722.18**	**1.83%**
Total Net Assets					**93928.21**	**100.00%**

Non-Convertible debentures / Bonds & Zero Coupon Bonds / Deep Discount Bonds are considered as Traded based on the information provided by external agencies.

$$ - Derivatives.

Net Current Assets is adjusted to the extent of short derivatives positions, if any.

For the Instrument/security whose final ISIN is yet to be assigned, disclosure of ISIN has been made as per the details provided by external agencies.

ICICI Prudential Mutual Fund

ICICI Prudential Bharat Consumption Fund - Series 2

Portfolio as on Feb 29,2020

Company/Issuer/Instrument Name	ISIN	Coupon	Industry/Rating	Quantity	Exposure/Market Value(Rs.Lakh)	% to Nav
Equity & Equity Related Instruments					**15014.34**	**57.71%**
Listed / Awaiting Listing On Stock Exchanges					**15014.34**	**57.71%**
Bharti Airtel Ltd.	INE397D01024		Telecom - Services	475000	2486.63	9.56%
United Spirits Ltd.	INE854D01024		Consumer Non Durables	330000	2264.96	8.71%
Titan Company Ltd.	INE280A01028		Consumer Durables	179250	2248.69	8.64%
Mahindra & Mahindra Ltd.	INE101A01026		Auto	475000	2170.99	8.34%
ITC Ltd.	INE154A01025		Consumer Non Durables	999200	1973.92	7.59%
Interglobe Aviation Ltd.	INE646L01027		Transportation	150000	1950.08	7.49%
Sun Pharmaceutical Industries Ltd.	INE044A01036		Pharmaceuticals	392575	1463.91	5.63%
NTPC Ltd.	INE733E01010		Power	1080000	1150.74	4.42%
Tata Consumer Products Ltd.	INE192A01025		Consumer Non Durables	297000	1028.07	3.95%
Exide Industries Ltd.	INE302A01020		Auto Ancillaries	580300	953.72	3.67%
Tata Power Company Ltd.	INE245A01021		Power	1744300	814.59	3.13%
Maruti Suzuki India Ltd.	INE585B01010		Auto	11812	742.16	2.85%
Cadila Healthcare Ltd.	INE010B01027		Pharmaceuticals	200000	520.10	2.00%
Amara Raja Batteries Ltd.	INE885A01032		Auto Ancillaries	58972	376.06	1.45%
Sun TV Network Ltd.	INE424H01027		Media & Entertainment	80000	332.40	1.28%
Spicejet Ltd.	INE285B01017		Transportation	366209	305.24	1.17%
Quess Corp Ltd.	INE615P01015		Services	39078	200.94	0.77%
Vodafone Idea Ltd.	INE669E01016		Telecom - Services	3289473	126.64	0.49%
Thomas Cook (India) Ltd.	INE332A01027		Services	206873	97.23	0.37%
Apollo Tyres Ltd.	INE438A01022		Auto Ancillaries	50633	72.30	0.28%
Maruti Suzuki India Ltd. $$			Auto	-11800	-737.97	-2.84%
Tata Consumer Products Ltd. $$			Consumer Non Durables	-297000	-1028.07	-3.95%
Titan Company Ltd. $$			Consumer Durables	-179250	-2242.78	-8.62%
United Spirits Ltd. $$			Consumer Non Durables	-330000	-2256.21	-8.67%
Unlisted					**Nil**	**Nil**
Debt Instruments					**Nil**	**Nil**
Listed / Awaiting Listing On Stock Exchanges					**Nil**	**Nil**
Privately Placed/unlisted					**Nil**	**Nil**
Securitized Debt Instruments					**Nil**	**Nil**
Term Deposits					**175.00**	**0.67%**
Deposits (maturity not exceeding 91 days)					**Nil**	**Nil**
Deposits (Placed as Margin)					**175.00**	**0.67%**
HDFC Bank Ltd. - 13 Apr 2020 (Duration - 91 Days)					175.00	0.67%
Money Market Instruments					**1437.47**	**5.52%**
CPs and CDs					**Nil**	**Nil**
Treasury Bills					**1437.47**	**5.52%**
364 Days Treasury Bills	IN002019Z057		SOV	1000000	991.75	3.81%
182 Days Treasury Bills	IN002019Y332		SOV	300000	297.24	1.14%
364 Days Treasury Bills	IN002019Z073		SOV	150000	148.48	0.57%
TREPS					**3277.26**	**12.60%**
Units of Real Estate Investment Trust (REITs)					**Nil**	**Nil**
Others					**94.65**	**0.36%**
Cash Margin - Derivatives					94.65	0.36%
Net Current Assets					**6020.34**	**23.14%**
Total Net Assets					**26019.05**	**100.00%**

Non-Convertible debentures / Bonds & Zero Coupon Bonds / Deep Discount Bonds are considered as Traded based on the information provided by external agencies.

$$ - Derivatives.

Net Current Assets is adjusted to the extent of short derivatives positions, if any.

For the Instrument/security whose final ISIN is yet to be assigned, disclosure of ISIN has been made as per the details provided by external agencies.

ICICI Prudential Mutual Fund

ICICI Prudential Bharat Consumption Fund - Series 3

Portfolio as on Feb 29,2020

Company/Issuer/Instrument Name	ISIN	Coupon	Industry/Rating	Quantity	Exposure/Market Value(Rs.Lakh)	% to Nav
Equity & Equity Related Instruments					**11413.49**	**91.10%**
Listed / Awaiting Listing On Stock Exchanges					**11413.49**	**91.10%**
Asian Paints Ltd.	INE021A01026		Consumer Non Durables	62983	1132.40	9.04%
Bharti Airtel Ltd.	INE397D01024		Telecom - Services	194987	1020.76	8.15%
Hindustan Unilever Ltd.	INE030A01027		Consumer Non Durables	39899	867.70	6.93%
Maruti Suzuki India Ltd.	INE585B01010		Auto	11000	691.14	5.52%
NTPC Ltd.	INE733E01010		Power	642959	685.07	5.47%
Voltas Ltd.	INE226A01021		Consumer Durables	90516	614.38	4.90%
Titan Company Ltd.	INE280A01028		Consumer Durables	45351	568.93	4.54%
Motherson Sumi Systems Ltd.	INE775A01035		Auto Ancillaries	519182	538.13	4.30%
Britannia Industries Ltd.	INE216A01030		Consumer Non Durables	14599	433.62	3.46%
ITC Ltd.	INE154A01025		Consumer Non Durables	219254	433.14	3.46%
TVS Motor Company Ltd.	INE494B01023		Auto	99187	432.16	3.45%
Blue Star Ltd.	INE472A01039		Consumer Durables	42744	343.04	2.74%
Cipla Ltd.	INE059A01026		Pharmaceuticals	80591	324.06	2.59%
Interglobe Aviation Ltd.	INE646L01027		Transportation	23223	301.91	2.41%
Dabur India Ltd.	INE016A01026		Consumer Non Durables	60000	297.66	2.38%
HDFC Bank Ltd.	INE040A01034		Banks	22000	259.08	2.07%
United Breweries Ltd.	INE686F01025		Consumer Non Durables	19204	239.21	1.91%
Marico Ltd.	INE196A01026		Consumer Non Durables	80000	239.00	1.91%
Bajaj Consumer Care Ltd.	INE933K01021		Consumer Non Durables	109444	210.46	1.68%
PVR Ltd.	INE191H01014		Media & Entertainment	10788	205.77	1.64%
ICICI Bank Ltd.	INE090A01021		Banks	40000	198.90	1.59%
Sandhar Technologies Ltd.	INE278H01035		Auto Ancillaries	77698	187.41	1.50%
Mahindra & Mahindra Ltd.	INE101A01026		Auto	40000	182.82	1.46%
V-Mart Retail Ltd.	INE665J01013		Retailing	7815	174.32	1.39%
Nestle India Ltd.	INE239A01016		Consumer Non Durables	1074	169.46	1.35%
Avenue Supermarts Ltd.	INE192R01011		Retailing	6735	156.52	1.25%
Cadila Healthcare Ltd.	INE010B01027		Pharmaceuticals	50000	130.03	1.04%
Entertainment Network (India) Ltd.	INE265F01028		Media & Entertainment	63617	124.15	0.99%
ICICI Lombard General Insurance Company Ltd.	INE765G01017		Finance	8418	104.10	0.83%
EIH Ltd.	INE230A01023		Hotels, Resorts And Other Recreational Activities	74283	97.94	0.78%
Dishman Carbogen Amcis Ltd.	INE385W01011		Pharmaceuticals	100000	77.05	0.61%
Arvind Fashions Ltd.	INE955V01021		Retailing	20000	69.15	0.55%
CCL Products (India) Ltd.	INE421D01022		Consumer Non Durables	25883	60.67	0.48%
Page Industries Ltd.	INE761H01022		Textile Products	259	57.36	0.46%
The Indian Hotels Company Ltd.	INE053A01029		Hotels, Resorts And Other Recreational Activities	29105	39.29	0.31%
Natco Pharma Ltd.	INE987B01026		Pharmaceuticals	796	4.79	0.04%
Asian Paints Ltd. $$			Consumer Non Durables	-14400	-258.09	-2.06%
Unlisted					**Nil**	**Nil**
Debt Instruments					**Nil**	**Nil**
Listed / Awaiting Listing On Stock Exchanges					**Nil**	**Nil**
Privately Placed/unlisted					**Nil**	**Nil**
Securitized Debt Instruments					**Nil**	**Nil**
Term Deposits					**Nil**	**Nil**
Deposits (maturity not exceeding 91 days)					**Nil**	**Nil**
Deposits (Placed as Margin)					**Nil**	**Nil**
Money Market Instruments					**199.47**	**1.59%**
CPs and CDs					**Nil**	**Nil**
Treasury Bills					**199.47**	**1.59%**
364 Days Treasury Bills	IN002018Z513		SOV	200000	199.47	1.59%
TREPS					**708.29**	**5.65%**
Units of Real Estate Investment Trust (REITs)					**Nil**	**Nil**
Others					**12.38**	**0.10%**
Cash Margin - Derivatives					12.38	0.10%
Net Current Assets					**195.30**	**1.56%**
Total Net Assets					**12528.93**	**100.00%**

Non-Convertible debentures / Bonds & Zero Coupon Bonds / Deep Discount Bonds are considered as Traded based on the information provided by external agencies.

$$ - Derivatives.

Net Current Assets is adjusted to the extent of short derivatives positions, if any.

For the Instrument/security whose final ISIN is yet to be assigned, disclosure of ISIN has been made as per the details provided by external agencies.

ICICI Prudential Mutual Fund

ICICI Prudential Bharat Consumption Fund - Series 4

Portfolio as on Feb 29,2020

Company/Issuer/Instrument Name	ISIN	Coupon	Industry/Rating	Quantity	Exposure/Market Value(Rs.Lakh)	% to Nav
Equity & Equity Related Instruments					**41776.26**	**96.94%**
Listed / Awaiting Listing On Stock Exchanges					**41776.26**	**96.94%**
Hindustan Unilever Ltd.	INE030A01027		Consumer Non Durables	208361	4531.33	10.51%
Bharti Airtel Ltd.	INE397D01024		Telecom - Services	633390	3315.80	7.69%
Maruti Suzuki India Ltd.	INE585B01010		Auto	52126	3275.13	7.60%
Asian Paints Ltd.	INE021A01026		Consumer Non Durables	146453	2633.15	6.11%
TVS Motor Company Ltd.	INE494B01023		Auto	575494	2507.43	5.82%
Titan Company Ltd.	INE280A01028		Consumer Durables	188128	2360.07	5.48%
Trent Ltd.	INE849A01020		Retailing	311253	2294.56	5.32%
United Breweries Ltd.	INE686F01025		Consumer Non Durables	173816	2165.14	5.02%
Avenue Supermarts Ltd.	INE192R01011		Retailing	90302	2098.57	4.87%
ITC Ltd.	INE154A01025		Consumer Non Durables	1005896	1987.15	4.61%
PVR Ltd.	INE191H01014		Media & Entertainment	102298	1951.23	4.53%
Voltas Ltd.	INE226A01021		Consumer Durables	275737	1871.56	4.34%
Motherson Sumi Systems Ltd.	INE775A01035		Auto Ancillaries	1791702	1857.10	4.31%
Britannia Industries Ltd.	INE216A01030		Consumer Non Durables	58626	1741.31	4.04%
The Indian Hotels Company Ltd.	INE053A01029		Hotels, Resorts And Other Recreational Activities	1212274	1636.57	3.80%
Relaxo Footwears Ltd.	INE131B01039		Consumer Durables	196094	1365.79	3.17%
Bharat Forge Ltd.	INE465A01025		Industrial Products	288781	1257.35	2.92%
Eicher Motors Ltd.	INE066A01013		Auto	5136	852.70	1.98%
Interglobe Aviation Ltd.	INE646L01027		Transportation	58746	763.73	1.77%
Glaxosmithkline Consumer Healthcare Ltd.	INE264A01014		Consumer Non Durables	7461	704.68	1.64%
Havells India Ltd.	INE176B01034		Consumer Durables	81040	496.82	1.15%
Mahindra & Mahindra Ltd.	INE101A01026		Auto	23868	109.09	0.25%
Unlisted					**Nil**	**Nil**
Debt Instruments					**Nil**	**Nil**
Listed / Awaiting Listing On Stock Exchanges					**Nil**	**Nil**
Privately Placed/unlisted					**Nil**	**Nil**
Securitized Debt Instruments					**Nil**	**Nil**
Term Deposits					**Nil**	**Nil**
Deposits (maturity not exceeding 91 days)					**Nil**	**Nil**
Deposits (Placed as Margin)					**Nil**	**Nil**
Money Market Instruments					**Nil**	**Nil**
CPs and CDs					**Nil**	**Nil**
Treasury Bills					**Nil**	**Nil**
TREPS					**1341.30**	**3.11%**
Units of Real Estate Investment Trust (REITs)					**Nil**	**Nil**
Net Current Assets					**-20.55**	**-0.05%**
Total Net Assets					**43097.01**	**100.00%**

Non-Convertible debentures / Bonds & Zero Coupon Bonds / Deep Discount Bonds are considered as Traded based on the information provided by external agencies.

Net Current Assets is adjusted to the extent of short derivatives positions, if any.

For the Instrument/security whose final ISIN is yet to be assigned, disclosure of ISIN has been made as per the details provided by external agencies.

ICICI Prudential Mutual Fund

ICICI Prudential Bharat Consumption Fund - Series 5

Portfolio as on Feb 29,2020

Company/Issuer/Instrument Name	ISIN	Coupon	Industry/Rating	Quantity	Exposure/Market Value(Rs.Lakh)	% to Nav
Equity & Equity Related Instruments					**3085.43**	**88.07%**
Listed / Awaiting Listing On Stock Exchanges					**3085.43**	**88.07%**
Bharti Airtel Ltd.	INE397D01024		Telecom - Services	60491	316.67	9.04%
ITC Ltd.	INE154A01025		Consumer Non Durables	130031	256.88	7.33%
CCL Products (India) Ltd.	INE421D01022		Consumer Non Durables	90247	211.54	6.04%
Titan Company Ltd.	INE280A01028		Consumer Durables	14234	178.57	5.10%
Maruti Suzuki India Ltd.	INE585B01010		Auto	2839	178.38	5.09%
Bajaj Consumer Care Ltd.	INE933K01021		Consumer Non Durables	80455	154.71	4.42%
Blue Star Ltd.	INE472A01039		Consumer Durables	18057	144.92	4.14%
Aster DM Healthcare Ltd.	INE914M01019		Healthcare Services	84677	137.52	3.93%
La Opala RG Ltd.	INE059D01020		Consumer Durables	58806	127.52	3.64%
Mahindra Lifespace Developers Ltd.	INE813A01018		Construction	35669	127.12	3.63%
Bajaj Auto Ltd.	INE917I01010		Auto	4341	125.45	3.58%
Cipla Ltd.	INE059A01026		Pharmaceuticals	30790	123.81	3.53%
Orient Electric Ltd.	INE142Z01019		Consumer Durables	47174	123.78	3.53%
Endurance Technologies Pvt. Ltd.	INE913H01037		Auto Ancillaries	11772	115.54	3.30%
Chambal Fertilisers & Chemicals Ltd.	INE085A01013		Fertilisers	70986	100.02	2.86%
Marico Ltd.	INE196A01026		Consumer Non Durables	32494	97.08	2.77%
Mahindra & Mahindra Ltd.	INE101A01026		Auto	20473	93.57	2.67%
VST Industries Ltd.	INE710A01016		Consumer Non Durables	2111	86.07	2.46%
The Phoenix Mills Ltd.	INE211B01039		Construction	9055	77.55	2.21%
Voltas Ltd.	INE226A01021		Consumer Durables	10738	72.88	2.08%
NTPC Ltd.	INE733E01010		Power	65983	70.30	2.01%
Indian Oil Corporation Ltd.	INE242A01010		Petroleum Products	63853	67.52	1.93%
Eicher Motors Ltd.	INE066A01013		Auto	400	66.41	1.90%
SJVN Ltd.	INE002L01015		Power	240437	55.66	1.59%
Motherson Sumi Systems Ltd.	INE775A01035		Auto Ancillaries	36931	38.28	1.09%
Britannia Industries Ltd.	INE216A01030		Consumer Non Durables	1197	35.55	1.01%
FDC Ltd.	INE258B01022		Pharmaceuticals	10280	24.12	0.69%
Titan Company Ltd. $$			Consumer Durables	-9750	-121.99	-3.48%
Unlisted					**Nil**	**Nil**
Debt Instruments					**Nil**	**Nil**
Listed / Awaiting Listing On Stock Exchanges					**Nil**	**Nil**
Privately Placed/unlisted					**Nil**	**Nil**
Securitized Debt Instruments					**Nil**	**Nil**
Term Deposits					**Nil**	**Nil**
Deposits (maturity not exceeding 91 days)					**Nil**	**Nil**
Deposits (Placed as Margin)					**Nil**	**Nil**
Money Market Instruments					**Nil**	**Nil**
CPs and CDs					**Nil**	**Nil**
Treasury Bills					**Nil**	**Nil**
TREPS					**12.58**	**0.36%**
Units of Real Estate Investment Trust (REITs)					**Nil**	**Nil**
Others					**72.00**	**2.06%**
Cash Margin - Derivatives					72.00	2.06%
Net Current Assets					**333.18**	**9.51%**
Total Net Assets					**3503.19**	**100.00%**

Non-Convertible debentures / Bonds & Zero Coupon Bonds / Deep Discount Bonds are considered as Traded based on the information provided by external agencies.

$$ - Derivatives.

Net Current Assets is adjusted to the extent of short derivatives positions, if any.

For the Instrument/security whose final ISIN is yet to be assigned, disclosure of ISIN has been made as per the details provided by external agencies.

	A	B	C	D	E	F	G	H	I
1		**ICICI Prudential Mutual Fund**							
2		**BHARAT 22 ETF**							
3		**Portfolio as on Feb 29,2020**							
4		**Company/Issuer/Instrument Name**	**ISIN**	**Coupon**	**Industry/Rating**	**Quantity**	**Exposure/Market Value(Rs.Lakh)**	**% to Nav**	
5		**Equity & Equity Related Instruments**					**603128.26**	**99.25%**	
6									
7		**Listed / Awaiting Listing On Stock Exchanges**					**603128.26**	**99.25%**	
8		Larsen & Toubro Ltd.	INE018A01030		Construction Project	8660970	102459.28	16.86%	
9		ITC Ltd.	INE154A01025		Consumer Non Durables	38612024	76297.36	12.55%	
10		State Bank Of India	INE062A01020		Banks	22380095	67789.31	11.15%	
11		Axis Bank Ltd.	INE238A01034		Banks	8532981	59453.55	9.78%	
12		Power Grid Corporation Of India Ltd.	INE752E01010		Power	25103600	45563.03	7.50%	
13		NTPC Ltd.	INE733E01010		Power	42616883	45408.29	7.47%	
14		Bharat Petroleum Corporation Ltd.	INE029A01011		Petroleum Products	8273838	35267.23	5.80%	
15		Oil & Natural Gas Corporation Ltd.	INE213A01029		Oil	29203257	26852.39	4.42%	
16		Coal India Ltd.	INE522F01014		Minerals/Mining	15099396	25404.73	4.18%	
17		GAIL (India) Ltd.	INE129A01019		Gas	23052154	24101.03	3.97%	
18		Indian Oil Corporation Ltd.	INE242A01010		Petroleum Products	22502441	23773.83	3.91%	
19		National Aluminium Company Ltd.	INE139A01034		Non - Ferrous Metals	61508502	20605.35	3.39%	
20		Bharat Electronics Ltd.	INE263A01024		Industrial Capital Goods	19068277	14110.52	2.32%	
21		Rural Electrification Corporation Ltd.	INE020B01018		Finance	5304343	6259.12	1.03%	
22		Bank Of Baroda	INE028A01039		Banks	7681173	5876.10	0.97%	
23		Power Finance Corporation Ltd.	INE134E01011		Finance	5230321	5716.74	0.94%	
24		NBCC (India) Ltd.	INE095N01031		Construction	20639180	5448.74	0.90%	
25		NHPC Ltd.	INE848E01016		Power	25828850	5320.74	0.88%	
26		Engineers India Ltd.	INE510A01028		Construction Project	5970108	4185.05	0.69%	
27		NLC India Ltd.	INE589A01014		Power	2456069	1485.92	0.24%	
28		SJVN Ltd.	INE002L01015		Power	5356241	1239.97	0.20%	
29		Indian Bank	INE562A01011		Banks	687765	509.98	0.08%	
30									
31		**Unlisted**					**Nil**	**Nil**	
32									
33		**Debt Instruments**					**Nil**	**Nil**	
34									
35		**Listed / Awaiting Listing On Stock Exchanges**					**Nil**	**Nil**	
36									
37		**Privately Placed/unlisted**					**Nil**	**Nil**	
38									
39		**Securitized Debt Instruments**					**Nil**	**Nil**	
40									
41		**Term Deposits**					**Nil**	**Nil**	
42									
43		**Deposits (maturity not exceeding 91 days)**					**Nil**	**Nil**	
44									
45		**Deposits (Placed as Margin)**					**Nil**	**Nil**	
46									
47		**Money Market Instruments**					**Nil**	**Nil**	
48									
49		**CPs and CDs**					**Nil**	**Nil**	
50									
51		**Treasury Bills**					**Nil**	**Nil**	
52									
53		**TREPS**					**2782.76**	**0.46%**	
54									
55		**Units of Real Estate Investment Trust (REITs)**					**Nil**	**Nil**	
56									
57		**Net Current Assets**					**1799.07**	**0.30%**	
58		**Total Net Assets**					**607710.09**	**100.00%**	
59									
60									
61		Non-Convertible debentures / Bonds & Zero Coupon Bonds / Deep Discount Bonds are considered as Traded based on the information provided by external agencies.							
62		Net Current Assets is adjusted to the extent of short derivatives positions, if any.							
63		For the Instrument/security whose final ISIN is yet to be assigned, disclosure of ISIN has been made as per the details provided by external agencies.							

ICICI Prudential Mutual Fund

ICICI Prudential Nifty 100 ETF

Portfolio as on Feb 29,2020

Company/Issuer/Instrument Name	ISIN	Coupon	Industry/Rating	Quantity	Exposure/Market Value(Rs.Lakh)	% to Nav
Equity & Equity Related Instruments					**1152.65**	**99.51%**
Listed / Awaiting Listing On Stock Exchanges					**1152.65**	**99.51%**
HDFC Bank Ltd.	INE040A01034		Banks	9299	109.51	9.45%
Reliance Industries Ltd.	INE002A01018		Petroleum Products	6950	92.34	7.97%
HDFC Ltd.	INE001A01036		Finance	3707	80.66	6.96%
ICICI Bank Ltd.	INE090A01021		Banks	13905	69.14	5.97%
Infosys Ltd.	INE009A01021		Software	7873	57.61	4.97%
Kotak Mahindra Bank Ltd.	INE237A01028		Banks	2876	46.60	4.02%
Tata Consultancy Services Ltd.	INE467B01029		Software	2256	45.12	3.90%
ITC Ltd.	INE154A01025		Consumer Non Durables	18757	37.05	3.20%
Axis Bank Ltd.	INE238A01034		Banks	4788	33.39	2.88%
Hindustan Unilever Ltd.	INE030A01027		Consumer Non Durables	1533	33.34	2.88%
Larsen & Toubro Ltd.	INE018A01030		Construction Project	2655	31.53	2.72%
Bharti Airtel Ltd.	INE397D01024		Telecom - Services	4814	25.20	2.18%
State Bank Of India	INE062A01020		Banks	8250	25.00	2.16%
Bajaj Finance Ltd.	INE296A01024		Finance	555	24.79	2.14%
Maruti Suzuki India Ltd.	INE585B01010		Auto	285	17.91	1.55%
Asian Paints Ltd.	INE021A01026		Consumer Non Durables	970	17.44	1.51%
IndusInd Bank Ltd.	INE095A01012		Banks	1297	14.32	1.24%
HCL Technologies Ltd.	INE860A01027		Software	2335	12.48	1.08%
Nestle India Ltd.	INE239A01016		Consumer Non Durables	76	11.99	1.04%
Bajaj Finserv Ltd.	INE918I01018		Finance	127	11.49	0.99%
Titan Company Ltd.	INE280A01028		Consumer Durables	898	11.27	0.97%
NTPC Ltd.	INE733E01010		Power	9573	10.20	0.88%
Ultratech Cement Ltd.	INE481G01011		Cement	239	10.08	0.87%
Tech Mahindra Ltd.	INE669C01036		Software	1329	9.89	0.85%
Mahindra & Mahindra Ltd.	INE101A01026		Auto	2059	9.41	0.81%
Power Grid Corporation Of India Ltd.	INE752E01010		Power	5062	9.19	0.79%
Sun Pharmaceutical Industries Ltd.	INE044A01036		Pharmaceuticals	2322	8.66	0.75%
Bajaj Auto Ltd.	INE917I01010		Auto	277	8.01	0.69%
Dr. Reddy's Laboratories Ltd.	INE089A01023		Pharmaceuticals	258	7.55	0.65%
Britannia Industries Ltd.	INE216A01030		Consumer Non Durables	252	7.48	0.65%
Avenue Supermarts Ltd.	INE192R01011		Retailing	319	7.41	0.64%
Bharat Petroleum Corporation Ltd.	INE029A01011		Petroleum Products	1727	7.36	0.64%
SBI Life Insurance Company Ltd.	INE123W01016		Finance	797	7.10	0.61%
Wipro Ltd.	INE075A01022		Software	3194	7.07	0.61%
Coal India Ltd.	INE522F01014		Minerals/Mining	4108	6.92	0.60%
HDFC Standard Life Insurance Company Ltd.	INE795G01014		Finance	1259	6.85	0.59%
Oil & Natural Gas Corporation Ltd.	INE213A01029		Oil	7302	6.71	0.58%
Shree Cements Ltd.	INE070A01015		Cement	28	6.35	0.55%
Tata Steel Ltd.	INE081A01012		Ferrous Metals	1623	6.20	0.54%
UPL Ltd.	INE628A01036		Pesticides	1184	6.15	0.53%
Dabur India Ltd.	INE016A01026		Consumer Non Durables	1217	6.04	0.52%
Grasim Industries Ltd.	INE047A01021		Cement	850	5.84	0.50%
Indian Oil Corporation Ltd.	INE242A01010		Petroleum Products	5465	5.78	0.50%
Divi's Laboratories Ltd.	INE361B01024		Pharmaceuticals	272	5.73	0.49%
Hero Motocorp Ltd.	INE158A01026		Auto	277	5.68	0.49%
Adani Ports and Special Economic Zone Ltd.	INE742F01042		Transportation	1661	5.68	0.49%
ICICI Lombard General Insurance Company Ltd.	INE765G01017		Finance	432	5.34	0.46%
JSW Steel Ltd.	INE019A01038		Ferrous Metals	2184	5.15	0.44%
Pidilite Industries Ltd.	INE318A01026		Chemicals	328	4.96	0.43%
Hindalco Industries Ltd.	INE038A01020		Non - Ferrous Metals	3139	4.89	0.42%
Eicher Motors Ltd.	INE066A01013		Auto	29	4.81	0.42%
Tata Motors Ltd.	INE155A01022		Auto	3605	4.65	0.40%
Godrej Consumer Products Ltd.	INE102D01028		Consumer Non Durables	815	4.57	0.39%
Cipla Ltd.	INE059A01026		Pharmaceuticals	1092	4.39	0.38%
United Spirits Ltd.	INE854D01024		Consumer Non Durables	640	4.39	0.38%
Shriram Transport Finance Company Ltd.	INE721A01013		Finance	362	4.33	0.37%
GAIL (India) Ltd.	INE129A01019		Gas	3976	4.15	0.36%
Vedanta Ltd.	INE205A01025		Non - Ferrous Metals	3637	4.15	0.36%
Petronet LNG Ltd.	INE347G01014		Gas	1612	3.96	0.34%
Bharti Infratel Ltd.	INE121J01017		Telecom - Equipment & Accessories	1830	3.92	0.34%
Zee Entertainment Enterprises Ltd.	INE256A01028		Media & Entertainment	1610	3.85	0.33%
Bajaj Holdings & Investment Ltd.	INE118A01012		Finance	111	3.76	0.32%
Colgate - Palmolive (India) Ltd.	INE259A01022		Consumer Non Durables	288	3.70	0.32%
ICICI Prudential Life Insurance Company Ltd.	INE726G01019		Finance	772	3.64	0.31%
Bandhan Bank Ltd.	INE545U01014		Banks	901	3.46	0.30%
Piramal Enterprises Ltd.	INE140A01024		Pharmaceuticals	257	3.36	0.29%
Marico Ltd.	INE196A01026		Consumer Non Durables	1111	3.32	0.29%
Lupin Ltd.	INE326A01037		Pharmaceuticals	517	3.31	0.29%
Havells India Ltd.	INE176B01034		Consumer Durables	539	3.30	0.28%
Ambuja Cements Ltd.	INE079A01024		Cement	1578	3.24	0.28%
Hindustan Petroleum Corporation Ltd.	INE094A01015		Petroleum Products	1606	3.17	0.27%
Aurobindo Pharma Ltd.	INE406A01037		Pharmaceuticals	604	3.05	0.26%
Container Corporation Of India Ltd.	INE111A01025		Transportation	588	3.00	0.26%
United Breweries Ltd.	INE686F01025		Consumer Non Durables	239	2.98	0.26%
Berger Paints India Ltd.	INE463A01038		Consumer Non Durables	522	2.96	0.26%
Page Industries Ltd.	INE761H01022		Textile Products	13	2.88	0.25%
HDFC Asset Management Company Ltd.	INE127D01025		Finance	89	2.80	0.24%
Biocon Ltd.	INE376G01013		Pharmaceuticals	956	2.74	0.24%
DLF Ltd.	INE271C01023		Construction	1329	2.68	0.23%
Interglobe Aviation Ltd.	INE646L01027		Transportation	206	2.68	0.23%
Motherson Sumi Systems Ltd.	INE775A01035		Auto Ancillaries	2580	2.67	0.23%

89		Siemens Ltd.	INE003A01024		Industrial Capital Goods	193	2.52	0.22%	
90		Power Finance Corporation Ltd.	INE134E01011		Finance	2253	2.47	0.21%	
91		ACC Ltd.	INE012A01025		Cement	182	2.40	0.21%	
92		Procter & Gamble Hygiene and Health Care Ltd.	INE179A01014		Consumer Non Durables	20	2.23	0.19%	
93		Bosch Ltd.	INE323A01026		Auto Ancillaries	18	2.18	0.19%	
94		Ashok Leyland Ltd.	INE208A01029		Auto	3092	2.16	0.19%	
95		Indiabulls Housing Finance Ltd.	INE148I01020		Finance	716	2.00	0.17%	
96		Bank Of Baroda	INE028A01039		Banks	2584	1.97	0.17%	
97		NMDC Ltd.	INE584A01023		Minerals/Mining	1842	1.68	0.15%	
98		Yes Bank Ltd.	INE528G01027		Banks	4772	1.65	0.14%	
99		Cadila Healthcare Ltd.	INE010B01027		Pharmaceuticals	549	1.43	0.12%	
100		L&T Finance Holdings Ltd.	INE498L01015		Finance	1335	1.33	0.11%	
101		Oracle Financial Services Software Ltd.	INE881D01027		Software	50	1.32	0.11%	
102		NHPC Ltd.	INE848E01016		Power	4970	1.02	0.09%	
103		Punjab National Bank	INE160A01022		Banks	2174	0.98	0.08%	
104		Hindustan Zinc Ltd.	INE267A01025		Non - Ferrous Metals	545	0.94	0.08%	
105		General Insurance Corporation of India	INE481Y01014		Finance	527	0.86	0.07%	
106		Tata Motors Ltd. - DVR	IN9155A01020		Auto	1093	0.61	0.05%	
107		Vodafone Idea Ltd.	INE669E01016		Telecom - Services	15447	0.59	0.05%	
108		The New India Assurance Company Ltd.	INE470Y01017		Finance	530	0.58	0.05%	
109									
110		**Unlisted**					**Nil**	**Nil**	
111									
112		**Debt Instruments**					**Nil**	**Nil**	
113									
114		**Listed / Awaiting Listing On Stock Exchanges**					**Nil**	**Nil**	
115									
116		**Privately Placed/unlisted**					**Nil**	**Nil**	
117									
118		**Securitized Debt Instruments**					**Nil**	**Nil**	
119									
120		**Term Deposits**					**Nil**	**Nil**	
121									
122		**Deposits (maturity not exceeding 91 days)**					**Nil**	**Nil**	
123									
124		**Deposits (Placed as Margin)**					**Nil**	**Nil**	
125									
126		**Money Market Instruments**					**Nil**	**Nil**	
127									
128		**CPs and CDs**					**Nil**	**Nil**	
129									
130		**Treasury Bills**					**Nil**	**Nil**	
131									
132		**TREPS**					**6.26**	**0.54%**	
133									
134		**Units of Real Estate Investment Trust (REITs)**					**Nil**	**Nil**	
135									
136		**Net Current Assets**					**-0.59**	**-0.05%**	
137		**Total Net Assets**					**1158.32**	**100.00%**	
138									
139									
140		Non-Convertible debentures / Bonds & Zero Coupon Bonds / Deep Discount Bonds are considered as Traded based on the information provided by external agencies.							
141		Net Current Assets is adjusted to the extent of short derivatives positions, if any.							
142		For the Instrument/security whose final ISIN is yet to be assigned, disclosure of ISIN has been made as per the details provided by external agencies.							

ICICI Prudential Mutual Fund

ICICI Prudential Commodities Fund

Portfolio as on Feb 29,2020

Company/Issuer/Instrument Name	ISIN	Coupon	Industry/Rating	Quantity	Exposure/Market Value(Rs.Lakh)	% to Nav
Equity & Equity Related Instruments					**1969.06**	**89.53%**
Listed / Awaiting Listing On Stock Exchanges					**1969.06**	**89.53%**
Ultratech Cement Ltd.	INE481G01011		Cement	4169	175.92	8.00%
JSW Steel Ltd.	INE019A01038		Ferrous Metals	67273	158.56	7.21%
Tata Steel Ltd.	INE081A01012		Ferrous Metals	40649	155.18	7.06%
Hindalco Industries Ltd.	INE038A01020		Non - Ferrous Metals	98051	152.86	6.95%
Ambuja Cements Ltd.	INE079A01024		Cement	58980	120.94	5.50%
Shree Cements Ltd.	INE070A01015		Cement	517	117.21	5.33%
PI Industries Ltd.	INE603J01030		Pesticides	6405	98.08	4.46%
Hindustan Zinc Ltd.	INE267A01025		Non - Ferrous Metals	48186	83.00	3.77%
ACC Ltd.	INE012A01025		Cement	5934	78.38	3.56%
Jindal Steel & Power Ltd.	INE749A01030		Ferrous Metals	49815	76.67	3.49%
Bharat Petroleum Corporation Ltd.	INE029A01011		Petroleum Products	15609	66.55	3.03%
Reliance Industries Ltd.	INE002A01018		Petroleum Products	4963	65.94	3.00%
GAIL (India) Ltd.	INE129A01019		Gas	61710	64.43	2.93%
Tata Metaliks Ltd.	INE056C01010		Ferrous Metals	10722	64.35	2.93%
Vedanta Ltd.	INE205A01025		Non - Ferrous Metals	55509	63.28	2.88%
Hindustan Petroleum Corporation Ltd.	INE094A01015		Petroleum Products	28083	55.48	2.52%
Grasim Industries Ltd.	INE047A01021		Cement	7752	53.27	2.42%
UPL Ltd.	INE628A01036		Pesticides	7800	40.54	1.84%
MOIL Ltd.	INE490G01020		Minerals/Mining	30666	37.04	1.68%
Indian Metals & Ferro Alloys Ltd.	INE919H01018		Ferrous Metals	18616	35.87	1.63%
Indian Oil Corporation Ltd.	INE242A01010		Petroleum Products	31805	33.63	1.53%
Steel Authority Of India Ltd.	INE114A01011		Ferrous Metals	89937	31.97	1.45%
Camlin Fine Sciences Ltd.	INE052I01032		Chemicals	44727	31.62	1.44%
Sarda Energy & Minerals Ltd.	INE385C01013		Ferrous Metals	17065	29.51	1.34%
National Aluminium Company Ltd.	INE139A01034		Non - Ferrous Metals	83630	28.02	1.27%
Rain Industries Ltd.	INE855B01025		Chemicals	25305	26.14	1.19%
JK Cement Ltd.	INE823G01014		Cement	1880	26.09	1.19%
Bodal Chemicals Ltd.	INE338D01028		Chemicals	24134	16.87	0.77%
Reliance Industries Ltd. $$			Petroleum Products	1000	13.26	0.60%
Gujarat Mineral Development Corporation Ltd.	INE131A01031		Minerals/Mining	24504	12.50	0.57%
Graphite India Ltd.	INE371A01025		Industrial Products	5568	12.42	0.56%
Orient Cement Ltd.	INE876N01018		Cement	11593	9.23	0.42%
Atul Ltd.	INE100A01010		Chemicals	161	8.28	0.38%
Mangalore Refinery and Petrochemicals Ltd.	INE103A01014		Petroleum Products	20199	7.68	0.35%
Hindalco Industries Ltd. $$			Non - Ferrous Metals	-3500	-5.45	-0.25%
Shree Cement Ltd. $$			Cement	-50	-11.34	-0.52%
Tata Steel Ltd. $$			Ferrous Metals	-6000	-22.82	-1.04%
Ultratech Cement Ltd. $$			Cement	-1000	-42.10	-1.91%
Unlisted					**Nil**	**Nil**
Debt Instruments					**Nil**	**Nil**
Listed / Awaiting Listing On Stock Exchanges					**Nil**	**Nil**
Privately Placed/unlisted					**Nil**	**Nil**
Securitized Debt Instruments					**Nil**	**Nil**
Term Deposits					**Nil**	**Nil**
Deposits (maturity not exceeding 91 days)					**Nil**	**Nil**
Deposits (Placed as Margin)					**Nil**	**Nil**
Money Market Instruments					**Nil**	**Nil**
CPs and CDs					**Nil**	**Nil**
Treasury Bills					**Nil**	**Nil**
TREPS					**215.16**	**9.78%**
Units of Real Estate Investment Trust (REITs)					**Nil**	**Nil**
Others					**23.43**	**1.07%**
Cash Margin - Derivatives					23.43	1.07%
Net Current Assets					**-8.42**	**-0.38%**
Total Net Assets					**2199.23**	**100.00%**

Non-Convertible debentures / Bonds & Zero Coupon Bonds / Deep Discount Bonds are considered as Traded based on the information provided by external agencies.

$$ - Derivatives.

	A	B	C	D	E	F	G	H	I
82		Net Current Assets is adjusted to the extent of short derivatives positions, if any.							
83		For the Instrument/security whose final ISIN is yet to be assigned, disclosure of ISIN has been made as per the details provided by external agencies.							

Company/Issuer/Instrument Name	ISIN	Coupon	Industry/Rating	Quantity	Exposure/Market Value(Rs.Lakh)	% to Nav
Equity & Equity Related Instruments					**1211241.16**	**90.08%**
Listed / Awaiting Listing On Stock Exchanges					**1211241.16**	**90.08%**
Infosys Ltd.	INE009A01021		Software	17500000	128047.50	9.52%
Sun Pharmaceutical Industries Ltd.	INE044A01036		Pharmaceuticals	29000670	108143.50	8.04%
Bharti Airtel Ltd.	INE397D01024		Telecom - Services	17406376	91122.38	6.78%
NTPC Ltd.	INE733E01010		Power	73978206	78823.78	5.86%
Mahindra & Mahindra Ltd.	INE101A01026		Auto	15753684	72002.21	5.35%
PI Industries Ltd.	INE603J01030		Pesticides	4100000	62781.25	4.67%
ITC Ltd.	INE154A01025		Consumer Non Durables	25042476	49471.41	3.68%
Wipro Ltd.	INE075A01022		Software	21688149	48028.41	3.57%
Indian Oil Corporation Ltd.	INE242A01010		Petroleum Products	41976572	44390.22	3.30%
HCL Technologies Ltd.	INE860A01027		Software	7427676	39689.79	2.95%
Amara Raja Batteries Ltd.	INE885A01032		Auto Ancillaries	5315257	33895.39	2.52%
Max Financial Services Ltd.	INE180A01020		Finance	5801684	33493.12	2.49%
Exide Industries Ltd.	INE302A01020		Auto Ancillaries	19392433	31871.46	2.37%
HDFC Bank Ltd.	INE040A01034		Banks	2601017	30630.88	2.28%
Container Corporation Of India Ltd.	INE111A01025		Transportation	5388232	27461.12	2.04%
Hindalco Industries Ltd.	INE038A01020		Non - Ferrous Metals	16982829	26476.23	1.97%
Tata Consultancy Services Ltd.	INE467B01029		Software	1159955	23200.84	1.73%
Grasim Industries Ltd.	INE047A01021		Cement	3313512	22770.45	1.69%
Vedanta Ltd.	INE205A01025		Non - Ferrous Metals	17991731	20510.57	1.53%
Interglobe Aviation Ltd.	INE646L01027		Transportation	1500000	19500.75	1.45%
Tata Power Company Ltd.	INE245A01021		Power	34000000	15878.00	1.18%
LIC Housing Finance Ltd.	INE115A01026		Finance	4893480	15671.37	1.17%
Bank Of Baroda	INE028A01039		Banks	19530104	14901.47	1.11%
SBI Life Insurance Company Ltd.	INE123W01016		Finance	1658212	14764.72	1.10%
Cadila Healthcare Ltd.	INE010B01027		Pharmaceuticals	5550908	14435.14	1.07%
Cipla Ltd.	INE059A01026		Pharmaceuticals	3549219	14271.41	1.06%
GAIL (India) Ltd.	INE129A01019		Gas	13563983	14160.80	1.05%
Larsen & Toubro Ltd.	INE018A01030		Construction Project	1100000	13063.05	0.97%
Oil & Natural Gas Corporation Ltd.	INE213A01029		Oil	11301636	10391.85	0.77%
Sun TV Network Ltd.	INE424H01027		Media & Entertainment	2463557	10236.08	0.76%
Gujarat Pipavav Port Ltd.	INE517F01014		Transportation	13746538	9849.39	0.73%
Bharat Heavy Electricals Ltd.	INE257A01026		Industrial Capital Goods	30000022	9180.01	0.68%
Persistent Systems Ltd.	INE262H01013		Software	1295374	9020.98	0.67%
Zee Entertainment Enterprises Ltd.	INE256A01028		Media & Entertainment	3503749	8384.47	0.62%
The Great Eastern Shipping Company Ltd.	INE017A01032		Transportation	3465077	8376.82	0.62%
Axis Bank Ltd.	INE238A01034		Banks	1050000	7321.65	0.54%
Bharat Electronics Ltd.	INE263A01024		Industrial Capital Goods	9867166	7296.77	0.54%
Gateway Distriparks Ltd.	INE852F01015		Transportation	5294368	6175.88	0.46%
Apollo Tyres Ltd.	INE438A01022		Auto Ancillaries	3644399	5204.20	0.39%
Karur Vysya Bank Ltd.	INE036D01028		Banks	6117888	2557.28	0.19%
Sadbhav Engineering Ltd.	INE226H01026		Construction Project	3268169	2304.06	0.17%
Vodafone Idea Ltd.	INE669E01016		Telecom - Services	55000000	2117.50	0.16%
The Jammu & Kashmir Bank Ltd.	INE168A01041		Banks	10000000	1975.00	0.15%
The Karnataka Bank Ltd.	INE614B01018		Banks	2000000	1392.00	0.10%
Unlisted					**Nil**	**Nil**
Debt Instruments					**Nil**	**Nil**
Listed / Awaiting Listing On Stock Exchanges					**Nil**	**Nil**
Privately Placed/unlisted					**Nil**	**Nil**
Securitized Debt Instruments					**Nil**	**Nil**
Term Deposits					**9348.00**	**0.70%**
Deposits (maturity not exceeding 91 days)					**Nil**	**Nil**
Deposits (Placed as Margin)					**9348.00**	**0.70%**
HDFC Bank Ltd. - 09 Mar 2020 (Duration - 91 Days)					**3024.00**	**0.22%**
HDFC Bank Ltd. - 16 Mar 2020 (Duration - 91 Days)					2499.0024ionNil246/LaiIP /IMCII	

	A	B	C	D	E	F	G	H	I
85		Reliance CPSE ETF	INF457M01133		Mutual Fund	30888874	5797.84	0.43%	
86									
87		**TREPS**					**106902.26**	**7.95%**	
88									
89		**Units of Real Estate Investment Trust (REITs)**					**Nil**	**Nil**	
90									
91		**Others**					**639.99**	**0.05%**	
92		Cash Margin - Derivatives					639.99	0.05%	
93									
94		**Net Current Assets**					**-39951.85**	**-2.97%**	
95		**Total Net Assets**					**1344611.17**	**100.00%**	
96									
97									
98		Non-Convertible debentures / Bonds & Zero Coupon Bonds / Deep Discount Bonds are considered as Traded based on the information provided by external agencies.							
99		Net Current Assets is adjusted to the extent of short derivatives positions, if any.							
100		For the Instrument/security whose final ISIN is yet to be assigned, disclosure of ISIN has been made as per the details provided by external agencies.							

ICICI Prudential Mutual Fund

ICICI Prudential Dividend Yield Equity Fund

Portfolio as on Feb 29,2020

Company/Issuer/Instrument Name	ISIN	Coupon	Industry/Rating	Quantity	Exposure/Market Value(Rs.Lakh)	% to Nav
Equity & Equity Related Instruments					**14536.12**	**95.45%**
Listed / Awaiting Listing On Stock Exchanges					**14536.12**	**95.45%**
Infosys Ltd.	INE009A01021		Software	207713	1519.84	9.98%
NTPC Ltd.	INE733E01010		Power	1306047	1391.59	9.14%
Gujarat Pipavav Port Ltd.	INE517F01014		Transportation	1814575	1300.14	8.54%
ITC Ltd.	INE154A01025		Consumer Non Durables	579042	1143.90	7.51%
Tata Chemicals Ltd.	INE092A01019		Chemicals	96852	691.52	4.54%
Indian Oil Corporation Ltd.	INE242A01010		Petroleum Products	583039	616.56	4.05%
Cummins India Ltd.	INE298A01020		Industrial Products	114343	584.24	3.84%
Tech Mahindra Ltd.	INE669C01036		Software	72291	538.13	3.53%
Hindustan Zinc Ltd.	INE267A01025		Non - Ferrous Metals	284539	490.12	3.22%
Hindustan Petroleum Corporation Ltd.	INE094A01015		Petroleum Products	240772	475.65	3.12%
Bharat Petroleum Corporation Ltd.	INE029A01011		Petroleum Products	111220	474.19	3.11%
Central Depository Services (India) Ltd.	INE736A01011		Finance	170539	451.93	2.97%
CCL Products (India) Ltd.	INE421D01022		Consumer Non Durables	173445	406.56	2.67%
Gateway Distriparks Ltd.	INE852F01015		Transportation	346155	403.79	2.65%
National Aluminium Company Ltd.	INE139A01034		Non - Ferrous Metals	1126656	377.43	2.48%
CSB Bank Ltd	INE679A01013		Banks	210275	362.51	2.38%
JK Lakshmi Cement Ltd.	INE786A01032		Cement	97557	300.38	1.97%
Bharti Airtel Ltd.	INE397D01024		Telecom - Services	49532	259.30	1.70%
Tata Consultancy Services Ltd.	INE467B01029		Software	12748	254.98	1.67%
Bajaj Consumer Care Ltd.	INE933K01021		Consumer Non Durables	123988	238.43	1.57%
Mayur Uniquoters Ltd.	INE040D01038		Textile Products	82327	209.32	1.37%
The South Indian Bank Ltd.	INE683A01023		Banks	2101488	194.39	1.28%
Karur Vysya Bank Ltd.	INE036D01028		Banks	404690	169.16	1.11%
Union Bank Of India	INE692A01016		Banks	452971	168.28	1.11%
Oil & Natural Gas Corporation Ltd.	INE213A01029		Oil	174977	160.89	1.06%
Precision Camshafts Ltd.	INE484I01029		Auto Ancillaries	446691	159.02	1.04%
Camlin Fine Sciences Ltd.	INE052I01032		Chemicals	224082	158.43	1.04%
Ujjivan Small Finance Bank Ltd.	INE551W01018		Banks	324279	156.95	1.03%
Tata Steel Ltd.	INE081A01012		Ferrous Metals	35743	136.45	0.90%
S. P. Apparels Ltd.	INE212I01016		Textile Products	79710	129.65	0.85%
The Jammu & Kashmir Bank Ltd.	INE168A01041		Banks	627363	123.90	0.81%
BSE Ltd.	INE118H01025		Finance	25588	115.91	0.76%
Unichem Laboratories Ltd.	INE351A01035		Pharmaceuticals	85709	114.42	0.75%
Teamlease Services Ltd.	INE985S01024		Commercial Services	3492	81.08	0.53%
VRL Logistics Ltd.	INE366I01010		Transportation	30073	69.20	0.45%
TD Power Systems Ltd.	INE419M01019		Industrial Capital Goods	25170	42.21	0.28%
The Great Eastern Shipping Company Ltd.	INE017A01032		Transportation	14136	34.17	0.22%
Entertainment Network (India) Ltd.	INE265F01028		Media & Entertainment	12159	23.73	0.16%
Chambal Fertilisers & Chemicals Ltd.	INE085A01013		Fertilisers	5514	7.77	0.05%
Unlisted					**Nil**	**Nil**
Debt Instruments					**Nil**	**Nil**
Listed / Awaiting Listing On Stock Exchanges					**Nil**	**Nil**
Privately Placed/unlisted					**Nil**	**Nil**
Securitized Debt Instruments					**Nil**	**Nil**
Term Deposits					**Nil**	**Nil**
Deposits (maturity not exceeding 91 days)					**Nil**	**Nil**
Deposits (Placed as Margin)					**Nil**	**Nil**
Money Market Instruments					**Nil**	**Nil**
CPs and CDs					**Nil**	**Nil**
Treasury Bills					**Nil**	**Nil**
TREPS					**766.61**	**5.03%**
Units of Real Estate Investment Trust (REITs)					**Nil**	**Nil**
Net Current Assets					**-74.23**	**-0.49%**
Total Net Assets					**15228.50**	**100.00%**

Non-Convertible debentures / Bonds & Zero Coupon Bonds / Deep Discount Bonds are considered as Traded based on the information provided by external agencies.

Net Current Assets is adjusted to the extent of short derivatives positions, if any.

For the Instrument/security whose final ISIN is yet to be assigned, disclosure of ISIN has been made as per the details provided by external agencies.

Company/Issuer/Instrument Name	ISIN	Coupon	Industry/Rating	Quantity	Exposure/Market Value(Rs.Lakh)	% to Nav
Equity & Equity Related Instruments					**179521.96**	**97.99%**
Listed / Awaiting Listing On Stock Exchanges					**179521.96**	**97.99%**
The Indian Hotels Company Ltd.	INE053A01029		Hotels, Resorts And Other Recreational Activities	7502538	10128.43	5.53%
PI Industries Ltd.	INE603J01030		Pesticides	648258	9926.45	5.42%
Tata Power Company Ltd.	INE245A01021		Power	20233403	9449.00	5.16%
Tata Chemicals Ltd.	INE092A01019		Chemicals	1074698	7673.34	4.19%
Voltas Ltd.	INE226A01021		Consumer Durables	1084539	7361.31	4.02%
Exide Industries Ltd.	INE302A01020		Auto Ancillaries	4355552	7158.35	3.91%
Fortis Healthcare Ltd.	INE061F01013		Healthcare Services	4450192	6855.52	3.74%
Muthoot Finance Ltd.	INE414G01012		Finance	771027	6786.97	3.70%
The Federal Bank Ltd.	INE171A01029		Banks	7110434	6107.86	3.33%
LIC Housing Finance Ltd.	INE115A01026		Finance	1632349	5227.60	2.85%
Mahindra & Mahindra Financial Services Ltd.	INE774D01024		Finance	1435812	4928.42	2.69%
AIA Engineering Ltd.	INE212H01026		Industrial Products	259853	4647.86	2.54%
Jubilant Foodworks Ltd.	INE797F01012		Consumer Non Durables	249464	4382.71	2.39%
TVS Motor Company Ltd.	INE494B01023		Auto	890841	3881.39	2.12%
Orient Electric Ltd.	INE142Z01019		Consumer Durables	1360710	3570.50	1.95%
Cummins India Ltd.	INE298A01020		Industrial Products	645739	3299.40	1.80%
Max Financial Services Ltd.	INE180A01020		Finance	560594	3236.31	1.77%
Chalet Hotels Ltd.	INE427F01016		Hotels, Resorts And Other Recreational Activities	961791	3159.48	1.72%
Infosys Ltd.	INE009A01021		Software	402811	2947.37	1.61%
Camlin Fine Sciences Ltd.	INE052I01032		Chemicals	3670947	2595.36	1.42%
Info Edge (India) Ltd.	INE663F01024		Software	97854	2537.70	1.39%
Apollo Tyres Ltd.	INE438A01022		Auto Ancillaries	1742499	2488.29	1.36%
Bank Of Baroda	INE028A01039		Banks	3244649	2475.67	1.35%
Tata Steel Ltd.	INE081A01012		Ferrous Metals	626828	2392.92	1.31%
National Aluminium Company Ltd.	INE139A01034		Non - Ferrous Metals	6920653	2318.42	1.27%
Gujarat Pipavav Port Ltd.	INE517F01014		Transportation	3203549	2295.34	1.25%
Engineers India Ltd.	INE510A01028		Construction Project	3231338	2261.94	1.23%
IPCA Laboratories Ltd.	INE571A01020		Pharmaceuticals	162200	2208.11	1.21%
JK Cement Ltd.	INE823G01014		Cement	154583	2144.92	1.17%
RBL Bank Ltd.	INE976G01028		Banks	735545	2139.70	1.17%
ACC Ltd.	INE012A01025		Cement	160289	2117.18	1.16%
Cholamandalam Investment And Finance Company Ltd.	INE121A01024		Finance	683594	2095.22	1.14%
Quess Corp Ltd.	INE615P01015		Services	392492	2018.19	1.10%
Bharti Airtel Ltd.	INE397D01024		Telecom - Services	376710	1972.08	1.08%
Bajaj Consumer Care Ltd.	INE933K01021		Consumer Non Durables	982508	1889.36	1.03%
Amara Raja Batteries Ltd.	INE885A01032		Auto Ancillaries	280032	1785.76	0.97%
Elgi Equipments Ltd.	INE285A01027		Industrial Products	784345	1708.30	0.93%
ICICI Lombard General Insurance Company Ltd.	INE765G01017		Finance	136320	1685.80	0.92%
Syngene International Ltd.	INE398R01022		Pharmaceuticals			

	A	B	C	D	E	F	G	H	I
98		HDFC Bank Ltd. - 15 Apr 2020 (Duration - 91 Days)					1050.00	0.57%	
99									
100		**Money Market Instruments**					**Nil**	**Nil**	
101									
102		**CPs and CDs**					**Nil**	**Nil**	
103									
104		**Treasury Bills**					**Nil**	**Nil**	
105									
106		**TREPS**					**4480.99**	**2.45%**	
107									
108		**Units of Real Estate Investment Trust (REITs)**					**Nil**	**Nil**	
109									
110		**Others**					**659.70**	**0.36%**	
111		Cash Margin - Derivatives					659.70	0.36%	
112									
113		**Net Current Assets**					**-2503.58**	**-1.37%**	
114		**Total Net Assets**					**183209.07**	**100.00%**	
115									
116									
117		Non-Convertible debentures / Bonds & Zero Coupon Bonds / Deep Discount Bonds are considered as Traded based on the information provided by external agencies.							
118		$$ - Derivatives.							
119		Net Current Assets is adjusted to the extent of short derivatives positions, if any.							
120		For the Instrument/security whose final ISIN is yet to be assigned, disclosure of ISIN has been made as per the details provided by external agencies.							

ICICI Prudential Mutual Fund

ICICI Prudential FMCG Fund

Portfolio as on Feb 29,2020

Company/Issuer/Instrument Name	ISIN	Coupon	Industry/Rating	Quantity	Exposure/Market Value(Rs.Lakh)	% to Nav
Equity & Equity Related Instruments					**50764.02**	**96.32%**
Listed / Awaiting Listing On Stock Exchanges					**50764.02**	**96.32%**
Equity shares					**50222.10**	**95.29%**
ITC Ltd.	INE154A01025		Consumer Non Durables	6043567	11939.07	22.65%
Hindustan Unilever Ltd.	INE030A01027		Consumer Non Durables	319303	6944.04	13.18%
Marico Ltd.	INE196A01026		Consumer Non Durables	837094	2500.82	4.75%
Dabur India Ltd.	INE016A01026		Consumer Non Durables	459014	2277.17	4.32%
Nestle India Ltd.	INE239A01016		Consumer Non Durables	14240	2246.91	4.26%
Relaxo Footwears Ltd.	INE131B01039		Consumer Durables	311226	2167.69	4.11%
Britannia Industries Ltd.	INE216A01030		Consumer Non Durables	71807	2132.81	4.05%
Tata Consumer Products Ltd.	INE192A01025		Consumer Non Durables	596646	2065.29	3.92%
United Breweries Ltd.	INE686F01025		Consumer Non Durables	160796	2002.96	3.80%
Trent Ltd.	INE849A01020		Retailing	258539	1905.95	3.62%
Godrej Consumer Products Ltd.	INE102D01028		Consumer Non Durables	254735	1427.79	2.71%
Colgate - Palmolive (India) Ltd.	INE259A01022		Consumer Non Durables	101936	1310.29	2.49%
Titan Company Ltd.	INE280A01028		Consumer Durables	99886	1253.07	2.38%
Asian Paints Ltd.	INE021A01026		Consumer Non Durables	68107	1224.53	2.32%
Bajaj Consumer Care Ltd.	INE933K01021		Consumer Non Durables	629062	1209.69	2.30%
Blue Star Ltd.	INE472A01039		Consumer Durables	140895	1130.75	2.15%
CCL Products (India) Ltd.	INE421D01022		Consumer Non Durables	471097	1104.25	2.10%
United Spirits Ltd.	INE854D01024		Consumer Non Durables	154630	1061.30	2.01%
Aditya Birla Fashion and Retail Ltd.	INE647O01011		Retailing	420778	1057.84	2.01%
PVR Ltd.	INE191H01014		Media & Entertainment	54220	1034.19	1.96%
Avenue Supermarts Ltd.	INE192R01011		Retailing	35111	815.96	1.55%
VST Industries Ltd.	INE710A01016		Consumer Non Durables	14847	605.34	1.15%
Tata Coffee Ltd.	INE493A01027		Consumer Non Durables	548581	442.43	0.84%
Procter & Gamble Hygiene and Health Care Ltd.	INE179A01014		Consumer Non Durables	3250	361.96	0.69%
Foreign Securities/Overseas ETFs					**541.92**	**1.03%**
Kellogg Co.	US4878361082		Consumer Non Durables	12302	541.92	1.03%
Unlisted					**Nil**	**Nil**
Debt Instruments					**Nil**	**Nil**
Listed / Awaiting Listing On Stock Exchanges					**Nil**	**Nil**
Privately Placed/unlisted					**Nil**	**Nil**
Securitized Debt Instruments					**Nil**	**Nil**
Term Deposits					**Nil**	**Nil**
Deposits (maturity not exceeding 91 days)					**Nil**	**Nil**
Deposits (Placed as Margin)					**Nil**	**Nil**
Money Market Instruments					**Nil**	**Nil**
CPs and CDs					**Nil**	**Nil**
Treasury Bills					**Nil**	**Nil**
TREPS					**4501.17**	**8.54%**
Units of Real Estate Investment Trust (REITs)					**Nil**	**Nil**
Net Current Assets					**-2562.28**	**-4.86%**
Total Net Assets					**52702.91**	**100.00%**

Non-Convertible debentures / Bonds & Zero Coupon Bonds / Deep Discount Bonds are considered as Traded based on the information provided by external agencies.

Net Current Assets is adjusted to the extent of short derivatives positions, if any.

Industry classification is done as per Global Industry Classification Standard (GICS) by MSCI and Standard & Poor's for Foreign Equity

Disclaimer for Global Industry Classification Standard ("GICS"): The Global Industry Classification Standard ("GICS") was developed by and is the exclusive property and a service mark of MSCI Inc. ("MSCI") and Standard & Poor's Financial Services LLC ("S&P") and is licensed for use by ICICI Prudential Asset Management Company Ltd. Neither MSCI, S&P nor any other party involved in making or compiling the GICS or any GICS classifications makes any express or implied warranties or representations with respect to such standard or classification (or the results to be obtained by the use thereof), and all such parties hereby expressly disclaim all warranties of originality, accuracy, completeness, merchantability and fitness for a particular purpose with respect to any of such standard or classification. Without limiting any of the foregoing, in no event shall MSCI, S&P, any of their affiliates or any third party involved in making or compiling the GICS or any GICS classifications have any liability for any direct, indirect, special, punitive, consequential or any other damages (including lost profits) even if notified of the possibility of such damages.

For the Instrument/security whose final ISIN is yet to be assigned, disclosure of ISIN has been made as per the details provided by external agencies.

ICICI Prudential Mutual Fund

ICICI Prudential Bluechip Fund

Portfolio as on Feb 29,2020

Company/Issuer/Instrument Name	ISIN	Coupon	Industry/Rating	Quantity	Exposure/Market Value(Rs.Lakh)	% to Nav
Equity & Equity Related Instruments					**2227362.93**	**94.34%**
Listed / Awaiting Listing On Stock Exchanges					**2227362.93**	**94.34%**
HDFC Bank Ltd.	INE040A01034		Banks	18596425	219000.80	9.28%
ICICI Bank Ltd.	INE090A01021		Banks	34000000	169065.00	7.16%
Infosys Ltd.	INE009A01021		Software	21484140	157199.45	6.66%
Bharti Airtel Ltd.	INE397D01024		Telecom - Services	23943296	125343.15	5.31%
Axis Bank Ltd.	INE238A01034		Banks	16198329	112950.95	4.78%
Reliance Industries Ltd.	INE002A01018		Petroleum Products	7305578	97065.56	4.11%
SBI Life Insurance Company Ltd.	INE123W01016		Finance	9245738	82324.05	3.49%
HDFC Ltd.	INE001A01036		Finance	3687165	80223.49	3.40%
Larsen & Toubro Ltd.	INE018A01030		Construction Project	5850318	69475.45	2.94%
NTPC Ltd.	INE733E01010		Power	62556471	66653.92	2.82%
Nifty 50 Index $$			Index Futures/Options	577875	64428.15	2.73%
ITC Ltd.	INE154A01025		Consumer Non Durables	31049628	61338.54	2.60%
Maruti Suzuki India Ltd.	INE585B01010		Auto	877328	55123.40	2.33%
Hindustan Unilever Ltd.	INE030A01027		Consumer Non Durables	2448063	53239.25	2.26%
Motherson Sumi Systems Ltd.	INE775A01035		Auto Ancillaries	45886963	47561.84	2.01%
Avenue Supermarts Ltd.	INE192R01011		Retailing	2046163	47551.81	2.01%
Hindalco Industries Ltd.	INE038A01020		Non - Ferrous Metals	29464283	45934.82	1.95%
TVS Motor Company Ltd.	INE494B01023		Auto	10391515	45275.83	1.92%
Indian Oil Corporation Ltd.	INE242A01010		Petroleum Products	39395449	41660.69	1.76%
Interglobe Aviation Ltd.	INE646L01027		Transportation	3070545	39918.62	1.69%
Tech Mahindra Ltd.	INE669C01036		Software	5138566	38251.49	1.62%
Kotak Mahindra Bank Ltd.	INE237A01028		Banks	2342693	37959.83	1.61%
Bajaj Finserv Ltd.	INE918I01018		Finance	417801	37814.12	1.60%
Asian Paints Ltd.	INE021A01026		Consumer Non Durables	2032113	36536.38	1.55%
United Breweries Ltd.	INE686F01025		Consumer Non Durables	2219100	27642.22	1.17%
HCL Technologies Ltd.	INE860A01027		Software	5105146	27279.35	1.16%
Ultratech Cement Ltd.	INE481G01011		Cement	635891	26832.06	1.14%
Vedanta Ltd.	INE205A01025		Non - Ferrous Metals	21604119	24628.70	1.04%
Cipla Ltd.	INE059A01026		Pharmaceuticals	6052571	24337.39	1.03%
Oil & Natural Gas Corporation Ltd.	INE213A01029		Oil	23574642	21676.88	0.92%
Eicher Motors Ltd.	INE066A01013		Auto	128258	21293.84	0.90%
Tata Consultancy Services Ltd.	INE467B01029		Software	1030888	20619.31	0.87%
State Bank Of India	INE062A01020		Banks	5917679	17930.57	0.76%
Biocon Ltd.	INE376G01013		Pharmaceuticals	6188229	17754.03	0.75%
Container Corporation Of India Ltd.	INE111A01025		Transportation	3270282	16666.99	0.71%
Bharat Petroleum Corporation Ltd.	INE029A01011		Petroleum Products	3402371	14506.01	0.61%
Grasim Industries Ltd.	INE047A01021		Cement	2083927	14320.75	0.61%
GAIL (India) Ltd.	INE129A01019		Gas	12984170	13555.47	0.57%
LIC Housing Finance Ltd.	INE115A01026		Finance	3477145	11135.56	0.47%
ICICI Securities Ltd.	INE763G01038		Finance	1923068	9157.65	0.39%
Britannia Industries Ltd.	INE216A01030		Consumer Non Durables	305433	9071.97	0.38%
Bharat Forge Ltd.	INE465A01025		Industrial Products	1982635	8632.39	0.37%
ICICI Prudential Life Insurance Company Ltd.	INE726G01019		Finance	1340449	6318.88	0.27%
Sun Pharmaceutical Industries Ltd.	INE044A01036		Pharmaceuticals	1569065	5851.04	0.25%
Power Grid Corporation Of India Ltd.	INE752E01010		Power	3050251	5536.21	0.23%
Titan Company Ltd.	INE280A01028		Consumer Durables	411231	5158.89	0.22%
Coal India Ltd.	INE522F01014		Minerals/Mining	3044125	5126.31	0.22%
Wipro Ltd.	INE075A01022		Software	2307357	5109.64	0.22%
Zee Entertainment Enterprises Ltd.	INE256A01028		Media & Entertainment	1943877	4651.70	0.20%
Tata Power Company Ltd.	INE245A01021		Power	9545741	4457.86	0.19%
HDFC Bank Ltd. $$			Banks	350000	4117.05	0.17%
UPL Ltd.	INE628A01036		Pesticides	757225	3935.30	0.17%
Tata Steel Ltd.	INE081A01012		Ferrous Metals	1026058	3916.98	0.17%
ICICI Lombard General Insurance Company Ltd.	INE765G01017		Finance	304258	3762.61	0.16%
Vodafone Idea Ltd.	INE669E01016		Telecom - Services	89527841	3446.82	0.15%
Lupin Ltd.	INE326A01037		Pharmaceuticals	401004	2566.43	0.11%
ACC Ltd.	INE012A01025		Cement	120460	1591.10	0.07%
Tata Power Company Ltd. $$			Power	3249000	1502.66	0.06%
United Breweries Ltd. $$			Consumer Non Durables	111300	1375.72	0.06%
Unlisted					**Nil**	**Nil**
Debt Instruments					**Nil**	**Nil**
Listed / Awaiting Listing On Stock Exchanges					**Nil**	**Nil**
Privately Placed/unlisted					**Nil**	**Nil**
Securitized Debt Instruments					**Nil**	**Nil**
Term Deposits					**8400.00**	**0.36%**
Deposits (maturity not exceeding 91 days)					**Nil**	**Nil**
Deposits (Placed as Margin)					**8400.00**	**0.36%**
HDFC Bank Ltd. - 09 Apr 2020 (Duration - 91 Days)					2475.00	0.10%
HDFC Bank Ltd. - 16 Apr 2020 (Duration - 91 Days)					2475.00	0.10%

	A	B	C	D	E	F	G	H	I
85		HDFC Bank Ltd. - 23 Mar 2020 (Duration - 91 Days)					1050.00	0.04%	
86		Canara Bank Ltd - 18 Mar 2020 (Duration - 91 Days)					1000.00	0.04%	
87		Canara Bank Ltd - 27 Mar 2020 (Duration - 91 Days)					900.00	0.04%	
88		Canara Bank - 02 Apr 2020 (Duration - 91 Days)					500.00	0.02%	
89									
90		**Money Market Instruments**					**84085.56**	**3.56%**	
91									
92		**CPs and CDs**					**7491.22**	**0.32%**	
93		Reliance Jio Infocomm Ltd. **	INE110L14MR8		CRISIL A1+	1500	7491.22	0.32%	
94									
95		**Treasury Bills**					**76594.34**	**3.24%**	
96		63 Days CMB	IN002019U074		SOV	65000000	64854.47	2.75%	
97		364 Days Treasury Bills	IN002019Z057		SOV	5500000	5454.61	0.23%	
98		364 Days Treasury Bills	IN002018Z497		SOV	5000000	4997.21	0.21%	
99		182 Days Treasury Bills	IN002019Y332		SOV	1300000	1288.05	0.05%	
100									
101		**Units of Mutual Fund**					**27017.94**	**1.14%**	
102		Reliance CPSE ETF	INF457M01133		Mutual Fund	143942157	27017.94	1.14%	
103									
104		**TREPS**					**99359.20**	**4.21%**	
105									
106		**Units of Real Estate Investment Trust (REITs)**					**Nil**	**Nil**	
107									
108		**Others**					**1210.67**	**0.05%**	
109		Cash Margin - Derivatives					1210.67	0.05%	
110									
111		**Net Current Assets**					**-86561.99**	**-3.67%**	
112		**Total Net Assets**					**2360874.31**	**100.00%**	
113									
114									
115		Non-Convertible debentures / Bonds & Zero Coupon Bonds / Deep Discount Bonds are considered as Traded based on the information provided by external agencies.							
116		** Non Traded / Illiquid Securities.							
117		$$ - Derivatives.							
118		Net Current Assets is adjusted to the extent of short derivatives positions, if any.							
119		For the Instrument/security whose final ISIN is yet to be assigned, disclosure of ISIN has been made as per the details provided by external agencies.							

ICICI Prudential Mutual Fund

ICICI Prudential Child Care Fund (Gift Plan)

Portfolio as on Feb 29,2020

Company/Issuer/Instrument Name	ISIN	Coupon	Industry/Rating	Quantity	Exposure/Market Value(Rs.Lakh)	% to Nav
Equity & Equity Related Instruments					**47200.17**	**73.34%**
Listed / Awaiting Listing On Stock Exchanges					**47200.17**	**73.34%**
HDFC Bank Ltd.	INE040A01034		Banks	489303	5762.28	8.95%
Infosys Ltd.	INE009A01021		Software	682276	4992.21	7.76%
NTPC Ltd.	INE733E01010		Power	3813219	4062.98	6.31%
Bharti Airtel Ltd.	INE397D01024		Telecom - Services	771348	4038.01	6.27%
Tech Mahindra Ltd.	INE669C01036		Software	345656	2573.06	4.00%
ICICI Bank Ltd.	INE090A01021		Banks	437679	2176.36	3.38%
Avenue Supermarts Ltd.	INE192R01011		Retailing	93629	2175.89	3.38%
Sun Pharmaceutical Industries Ltd.	INE044A01036		Pharmaceuticals	535946	1998.54	3.11%
Axis Bank Ltd.	INE238A01034		Banks	275918	1923.98	2.99%
HCL Technologies Ltd.	INE860A01027		Software	342777	1831.63	2.85%
Mahindra & Mahindra Financial Services Ltd.	INE774D01024		Finance	384518	1319.86	2.05%
Larsen & Toubro Ltd.	INE018A01030		Construction Project	101825	1209.22	1.88%
Bajaj Finserv Ltd.	INE918I01018		Finance	12935	1170.71	1.82%
AIA Engineering Ltd.	INE212H01026		Industrial Products	57254	1024.07	1.59%
TVS Motor Company Ltd.	INE494B01023		Auto	213149	928.69	1.44%
Natco Pharma Ltd.	INE987B01026		Pharmaceuticals	152340	916.55	1.42%
Indian Oil Corporation Ltd.	INE242A01010		Petroleum Products	845166	893.76	1.39%
SBI Life Insurance Company Ltd.	INE123W01016		Finance	93250	830.30	1.29%
KEC International Ltd.	INE389H01022		Construction Project	218079	676.26	1.05%
KNR Constructions Ltd.	INE634I01029		Construction	242714	643.92	1.00%
State Bank Of India	INE062A01020		Banks	206669	626.21	0.97%
Minda Industries Ltd.	INE405E01023		Auto Ancillaries	165546	617.65	0.96%
Tata Power Company Ltd.	INE245A01021		Power	1276147	595.96	0.93%
Bharat Heavy Electricals Ltd.	INE257A01026		Industrial Capital Goods	1775774	543.39	0.84%
Oracle Financial Services Software Ltd.	INE881D01027		Software	19225	509.15	0.79%
Bajaj Consumer Care Ltd.	INE933K01021		Consumer Non Durables	260055	500.09	0.78%
Bank Of Baroda	INE028A01039		Banks	648269	494.63	0.77%
ICICI Securities Ltd.	INE763G01038		Finance	73834	351.60	0.55%
SBI Cards & Payment Services Ltd.	INE018E01016		Finance	42522	321.04	0.50%
Timken India Ltd.	INE325A01013		Industrial Products	33422	317.26	0.49%
Inox Leisure Ltd.	INE312H01016		Media & Entertainment	71800	307.91	0.48%
Birla Corporation Ltd.	INE340A01012		Cement	41344	286.33	0.44%
Sundram Fasteners Ltd.	INE387A01021		Auto Ancillaries	68593	284.83	0.44%
Hindustan Aeronautics Ltd.	INE066F01012		Aerospace & Defense	16386	112.42	0.17%
JK Lakshmi Cement Ltd.	INE786A01032		Cement	34367	105.82	0.16%
Asahi India Glass Ltd.	INE439A01020		Auto Ancillaries	21908	54.59	0.08%
V.S.T Tillers Tractors Ltd.	INE764D01017		Auto	2015	23.01	0.04%
Unlisted					**Nil**	**Nil**
Debt Instruments					**15047.64**	**23.38%**
Listed / Awaiting Listing On Stock Exchanges					**15047.64**	**23.38%**
Government Securities					**1612.89**	**2.51%**
Government Securities	IN0020190065	7.57	SOV	1500000	1612.89	2.51%
Non-Convertible debentures / Bonds					**8265.39**	**12.84%**
Power Finance Corporation Ltd. **	INE134E08IE1	8.03	CRISIL AAA	250	2598.91	4.04%
NABARD	INE261F08BB0	8.15	CRISIL AAA	250	2523.36	3.92%
Rural Electrification Corporation Ltd. **	INE020B08AV9	7.59	CRISIL AAA	100	1000.65	1.55%
Rural Electrification Corporation Ltd. **	INE020B08450	8.8	CRISIL AAA	98	995.27	1.55%
Sikka Ports & Terminals Ltd. **	INE941D08065	10.25	CRISIL AAA	50	519.08	0.81%
NHPC Ltd. **	INE848E07849	8.5	FITCH AAA	300	323.18	0.50%
Power Grid Corporation Of India Ltd. **	INE752E07LB2	8.7	CRISIL AAA	15	160.61	0.25%
Indian Railway Finance Corporation Ltd. **	INE053F09EH0	8.64	CRISIL AAA	14	144.33	0.22%
Zero Coupon Bonds / Deep Discount Bonds					**5169.36**	**8.03%**
EMBASSY OFFICE PARKS REIT **	INE041007019		CRISIL AAA	300	3279.63	5.10%
TMF Holdings Ltd. **	INE909H08279		ICRA AA-	180	1889.73	2.94%
Privately Placed/unlisted					**Nil**	**Nil**
Securitized Debt Instruments					**Nil**	**Nil**
Term Deposits					**Nil**	**Nil**
Deposits (maturity not exceeding 91 days)					**Nil**	**Nil**
Deposits (Placed as Margin)					**Nil**	**Nil**
Money Market Instruments					**Nil**	**Nil**
CPs and CDs					**Nil**	**Nil**

	A	B	C	D	E	F	G	H	I
83		**Treasury Bills**					**Nil**	**Nil**	
84									
85		**Units of Mutual Fund**					**1080.79**	**1.68%**	
86		Reliance CPSE ETF	INF457M01133		Mutual Fund	5758074	1080.79	1.68%	
87									
88		**TREPS**					**745.30**	**1.16%**	
89									
90		**Units of Real Estate Investment Trust (REITs)**					**Nil**	**Nil**	
91									
92		**Net Current Assets**					**280.84**	**0.44%**	
93		**Total Net Assets**					**64354.74**	**100.00%**	
94									
95									
96		Non-Convertible debentures / Bonds & Zero Coupon Bonds / Deep Discount Bonds are considered as Traded based on the information provided by external agencies.							
97		** Non Traded / Illiquid Securities.							
98		Net Current Assets is adjusted to the extent of short derivatives positions, if any.							
99		For the Instrument/security whose final ISIN is yet to be assigned, disclosure of ISIN has been made as per the details provided by external agencies.							

ICICI Prudential Mutual Fund

ICICI Prudential Large & Mid Cap Fund

Portfolio as on Feb 29,2020

Company/Issuer/Instrument Name	ISIN	Coupon	Industry/Rating	Quantity	Exposure/Market Value(Rs.Lakh)	% to Nav
Equity & Equity Related Instruments					**303321.03**	**96.75%**
Listed / Awaiting Listing On Stock Exchanges					**303321.03**	**96.75%**
ICICI Bank Ltd.	INE090A01021		Banks	4743424	23586.68	7.52%
NTPC Ltd.	INE733E01010		Power	20772039	22132.61	7.06%
Bharti Airtel Ltd.	INE397D01024		Telecom - Services	3700000	19369.50	6.18%
HDFC Bank Ltd.	INE040A01034		Banks	1566093	18443.09	5.88%
ITC Ltd.	INE154A01025		Consumer Non Durables	5300000	10470.15	3.34%
Tata Power Company Ltd.	INE245A01021		Power	21557365	10067.29	3.21%
Tata Chemicals Ltd.	INE092A01019		Chemicals	1235607	8822.23	2.81%
Avenue Supermarts Ltd.	INE192R01011		Retailing	366667	8521.16	2.72%
SBI Life Insurance Company Ltd.	INE123W01016		Finance	934944	8324.74	2.66%
The Federal Bank Ltd.	INE171A01029		Banks	9560000	8212.04	2.62%
The Indian Hotels Company Ltd.	INE053A01029		Hotels, Resorts And Other Recreational Activities	5522061	7454.78	2.38%
PI Industries Ltd.	INE603J01030		Pesticides	480000	7350.00	2.34%
Muthoot Finance Ltd.	INE414G01012		Finance	800000	7042.00	2.25%
Cholamandalam Financial Holdings Ltd.	INE149A01033		Finance	1254334	6434.73	2.05%
Exide Industries Ltd.	INE302A01020		Auto Ancillaries	3739974	6146.65	1.96%
TVS Motor Company Ltd.	INE494B01023		Auto	1401033	6104.30	1.95%
CESC Ltd.	INE486A01013		Power	916544	5929.58	1.89%
Hindalco Industries Ltd.	INE038A01020		Non - Ferrous Metals	3738428	5828.21	1.86%
Apollo Tyres Ltd.	INE438A01022		Auto Ancillaries	3935847	5620.39	1.79%
NLC India Ltd.	INE589A01014		Power	8175951	4901.48	1.56%
Jubilant Foodworks Ltd.	INE797F01012		Consumer Non Durables	274589	4824.12	1.54%
Infosys Ltd.	INE009A01021		Software	624772	4571.46	1.46%
City Union Bank Ltd.	INE491A01021		Banks	2060215	4434.61	1.41%
State Bank Of India	INE062A01020		Banks	1437983	4357.09	1.39%
ICICI Lombard General Insurance Company Ltd.	INE765G01017		Finance	351426	4345.91	1.39%
Sun TV Network Ltd.	INE424H01027		Media & Entertainment	988377	4106.71	1.31%
HCL Technologies Ltd.	INE860A01027		Software	734565	3925.15	1.25%
IPCA Laboratories Ltd.	INE571A01020		Pharmaceuticals	266788	3631.92	1.16%
Alkem Laboratories Ltd.	INE540L01014		Pharmaceuticals	135939	3569.08	1.14%
Oil & Natural Gas Corporation Ltd.	INE213A01029		Oil	3865929	3554.72	1.13%
Mahindra & Mahindra Financial Services Ltd.	INE774D01024		Finance	1013582	3479.12	1.11%
PVR Ltd.	INE191H01014		Media & Entertainment	182315	3477.48	1.11%
AIA Engineering Ltd.	INE212H01026		Industrial Products	193057	3453.11	1.10%
Vedanta Ltd.	INE205A01025		Non - Ferrous Metals	3000000	3420.00	1.09%
HDFC Standard Life Insurance Company Ltd.	INE795G01014		Finance	567151	3085.87	0.98%
Sun Pharmaceutical Industries Ltd.	INE044A01036		Pharmaceuticals	807947	3012.83	0.96%
Larsen & Toubro Ltd.	INE018A01030		Construction Project	249333	2960.95	0.94%
Cholamandalam Investment And Finance Company Ltd.	INE121A01024		Finance	957030	2933.30	0.94%
Sundaram Finance Ltd.	INE660A01013		Finance	176202	2781.97	0.89%
SBI Cards & Payment Services Ltd.	INE018E01016		Finance	340233	2568.76	0.82%
Bajaj Consumer Care Ltd.	INE933K01021		Consumer Non Durables	1310000	2519.13	0.80%
Voltas Ltd.	INE226A01021		Consumer Durables	358674	2434.50	0.78%
Tech Mahindra Ltd.	INE669C01036		Software	298780	2224.12	0.71%
RBL Bank Ltd.	INE976G01028		Banks	730000	2123.57	0.68%
Engineers India Ltd.	INE510A01028		Construction Project	3000000	2100.00	0.67%
Ashoka Buildcon Ltd.	INE442H01029		Construction Project	2157617	1949.41	0.62%
Chalet Hotels Ltd.	INE427F01016		Hotels, Resorts And Other Recreational Activities	578274	1899.63	0.61%
Coal India Ltd.	INE522F01014		Minerals/Mining	1071224	1803.94	0.58%
The Phoenix Mills Ltd.	INE211B01039		Construction	197065	1687.76	0.54%
Maruti Suzuki India Ltd.	INE585B01010		Auto	26406	1659.12	0.53%
GAIL (India) Ltd.	INE129A01019		Gas	1348242	1407.56	0.45%
KEI Industries Ltd.	INE878B01027		Industrial Products	270000	1324.35	0.42%
Crompton Greaves Consumer Electricals Ltd.	INE299U01018		Consumer Durables	402258	1122.30	0.36%
Hexaware Technologies Ltd.	INE093A01033		Software	295894	1063.74	0.34%
Bharat Petroleum Corporation Ltd.	INE029A01011		Petroleum Products	200000	852.70	0.27%
CCL Products (India) Ltd.	INE421D01022		Consumer Non Durables	349787	819.90	0.26%
V-Mart Retail Ltd.	INE665J01013		Retailing	32377	722.19	0.23%
Karur Vysya Bank Ltd.	INE036D01028		Banks	1466901	613.16	0.20%
Vodafone Idea Ltd.	INE669E01016		Telecom - Services	15000000	577.50	0.18%
Minda Industries Ltd.	INE405E01023		Auto Ancillaries	131778	491.66	0.16%
ACC Ltd.	INE012A01025		Cement	21939	289.78	0.09%
Mahindra Lifespace Developers Ltd.	INE813A01018		Construction	68605	244.51	0.08%
Mangalore Refinery and Petrochemicals Ltd.	INE103A01014		Petroleum Products	354547	134.73	0.04%
Unlisted					**Nil**	**Nil**
Debt Instruments					**Nil**	**Nil**
Listed / Awaiting Listing On Stock Exchanges					**Nil**	**Nil**
Privately Placed/unlisted					**Nil**	**Nil**
Securitized Debt Instruments					**Nil**	**Nil**
Term Deposits					**525.00**	**0.17%**
Deposits (maturity not exceeding 91 days)					**Nil**	**Nil**
Deposits (Placed as Margin)					**525.00**	**0.17%**
HDFC Bank Ltd. - 09 Mar 2020 (Duration - 91 Days)					525.00	0.17%
Money Market Instruments					**198.16**	**0.06%**
CPs and CDs					**Nil**	**Nil**
Treasury Bills					**198.16**	**0.06%**
182 Days Treasury Bills	IN002019Y332		SOV	200000	198.16	0.06%
Units of Mutual Fund					**5365.89**	**1.71%**
Reliance CPSE ETF	INF457M01133		Mutual Fund	28587574	5365.89	1.71%

98									
99		**TREPS**					**12555.78**	**4.00%**	
100									
101		**Units of Real Estate Investment Trust (REITs)**					**Nil**	**Nil**	
102									
103		**Others**					**45.88**	**0.01%**	
104		Cash Margin - Derivatives					45.88	0.01%	
105									
106		**Net Current Assets**					**-8506.32**	**-2.71%**	
107		**Total Net Assets**					**313505.42**	**100.00%**	
108									
109									
110		Non-Convertible debentures / Bonds & Zero Coupon Bonds / Deep Discount Bonds are considered as Traded based on the information provided by external agencies.							
111		Net Current Assets is adjusted to the extent of short derivatives positions, if any.							
112		For the Instrument/security whose final ISIN is yet to be assigned, disclosure of ISIN has been made as per the details provided by external agencies.							

ICICI Prudential Mutual Fund

ICICI Prudential Growth Fund - Series 1

Portfolio as on Feb 29,2020

Company/Issuer/Instrument Name	ISIN	Coupon	Industry/Rating	Quantity	Exposure/Market Value(Rs.Lakh)	% to Nav
Equity & Equity Related Instruments					**9908.21**	**98.00%**
Listed / Awaiting Listing On Stock Exchanges					**9908.21**	**98.00%**
ICICI Bank Ltd.	INE090A01021		Banks	206316	1025.91	10.15%
HDFC Bank Ltd.	INE040A01034		Banks	81000	953.90	9.44%
NTPC Ltd.	INE733E01010		Power	876549	933.96	9.24%
Bharti Airtel Ltd.	INE397D01024		Telecom - Services	167117	874.86	8.65%
Oil & Natural Gas Corporation Ltd.	INE213A01029		Oil	719445	661.53	6.54%
Infosys Ltd.	INE009A01021		Software	80000	585.36	5.79%
Indian Oil Corporation Ltd.	INE242A01010		Petroleum Products	400254	423.27	4.19%
Hindalco Industries Ltd.	INE038A01020		Non - Ferrous Metals	247488	385.83	3.82%
Motherson Sumi Systems Ltd.	INE775A01035		Auto Ancillaries	352297	365.16	3.61%
Cipla Ltd.	INE059A01026		Pharmaceuticals	75000	301.58	2.98%
Larsen & Toubro Ltd.	INE018A01030		Construction Project	25000	296.89	2.94%
SBI Life Insurance Company Ltd.	INE123W01016		Finance	31565	281.05	2.78%
KNR Constructions Ltd.	INE634I01029		Construction	95688	253.86	2.51%
Power Grid Corporation Of India Ltd.	INE752E01010		Power	128568	233.35	2.31%
Reliance Industries Ltd.	INE002A01018		Petroleum Products	16000	212.58	2.10%
Grasim Industries Ltd.	INE047A01021		Cement	30000	206.16	2.04%
Maruti Suzuki India Ltd.	INE585B01010		Auto	3200	201.06	1.99%
TVS Motor Company Ltd.	INE494B01023		Auto	44185	192.51	1.90%
Tata Power Company Ltd.	INE245A01021		Power	400000	186.80	1.85%
ITC Ltd.	INE154A01025		Consumer Non Durables	92000	181.75	1.80%
LIC Housing Finance Ltd.	INE115A01026		Finance	55000	176.14	1.74%
Vedanta Ltd.	INE205A01025		Non - Ferrous Metals	135609	154.59	1.53%
Tata Steel Ltd.	INE081A01012		Ferrous Metals	40000	152.70	1.51%
ICICI Lombard General Insurance Company Ltd.	INE765G01017		Finance	12100	149.63	1.48%
Mahindra & Mahindra Ltd.	INE101A01026		Auto	30000	137.12	1.36%
Bharat Electronics Ltd.	INE263A01024		Industrial Capital Goods	143446	106.08	1.05%
Bharat Petroleum Corporation Ltd.	INE029A01011		Petroleum Products	24000	102.32	1.01%
Coal India Ltd.	INE522F01014		Minerals/Mining	41781	70.36	0.70%
Cholamandalam Investment And Finance Company Ltd.	INE121A01024		Finance	18000	55.17	0.55%
NMDC Ltd.	INE584A01023		Minerals/Mining	18753	17.10	0.17%
NHPC Ltd.	INE848E01016		Power	50540	10.41	0.10%
Oil India Ltd.	INE274J01014		Oil	7353	7.94	0.08%
NBCC (India) Ltd.	INE095N01031		Construction	13395	3.54	0.04%
NLC India Ltd.	INE589A01014		Power	4845	2.90	0.03%
Cochin Shipyard Ltd.	INE704P01017		Industrial Capital Goods	722	2.45	0.02%
SJVN Ltd.	INE002L01015		Power	10317	2.39	0.02%
Unlisted					**Nil**	**Nil**
Debt Instruments					**Nil**	**Nil**
Listed / Awaiting Listing On Stock Exchanges					**Nil**	**Nil**
Privately Placed/unlisted					**Nil**	**Nil**
Securitized Debt Instruments					**Nil**	**Nil**
Term Deposits					**Nil**	**Nil**
Deposits (maturity not exceeding 91 days)					**Nil**	**Nil**
Deposits (Placed as Margin)					**Nil**	**Nil**
Money Market Instruments					**Nil**	**Nil**
CPs and CDs					**Nil**	**Nil**
Treasury Bills					**Nil**	**Nil**
TREPS					**451.47**	**4.47%**
Units of Real Estate Investment Trust (REITs)					**Nil**	**Nil**
Net Current Assets					**-249.72**	**-2.47%**
Total Net Assets					**10109.96**	**100.00%**

Non-Convertible debentures / Bonds & Zero Coupon Bonds / Deep Discount Bonds are considered as Traded based on the information provided by external agencies.

Net Current Assets is adjusted to the extent of short derivatives positions, if any.

For the Instrument/security whose final ISIN is yet to be assigned, disclosure of ISIN has been made as per the details provided by external agencies.

ICICI Prudential Mutual Fund

ICICI Prudential Growth Fund - Series 2

Portfolio as on Feb 29,2020

Company/Issuer/Instrument Name	ISIN	Coupon	Industry/Rating	Quantity	Exposure/Market Value(Rs.Lakh)	% to Nav
Equity & Equity Related Instruments					**4257.85**	**86.37%**
Listed / Awaiting Listing On Stock Exchanges					**4257.85**	**86.37%**
ICICI Bank Ltd.	INE090A01021		Banks	101549	504.95	10.24%
NTPC Ltd.	INE733E01010		Power	446650	475.91	9.65%
HDFC Bank Ltd.	INE040A01034		Banks	39000	459.28	9.32%
ITC Ltd.	INE154A01025		Consumer Non Durables	175002	345.72	7.01%
SBI Life Insurance Company Ltd.	INE123W01016		Finance	26774	238.40	4.84%
Infosys Ltd.	INE009A01021		Software	28353	207.46	4.21%
TVS Motor Company Ltd.	INE494B01023		Auto	46000	200.42	4.07%
Kotak Mahindra Bank Ltd.	INE237A01028		Banks	11344	183.81	3.73%
Tata Consultancy Services Ltd.	INE467B01029		Software	7634	152.69	3.10%
Bharti Airtel Ltd.	INE397D01024		Telecom - Services	28811	150.83	3.06%
Axis Bank Ltd.	INE238A01034		Banks	21382	149.10	3.02%
Tata Steel Ltd.	INE081A01012		Ferrous Metals	38274	146.11	2.96%
Cipla Ltd.	INE059A01026		Pharmaceuticals	34172	137.41	2.79%
Bajaj Finance Ltd.	INE296A01024		Finance	2731	121.96	2.47%
State Bank Of India	INE062A01020		Banks	38086	115.40	2.34%
Shree Cements Ltd.	INE070A01015		Cement	484	109.73	2.23%
Tech Mahindra Ltd.	INE669C01036		Software	13466	100.24	2.03%
Avenue Supermarts Ltd.	INE192R01011		Retailing	4257	98.93	2.01%
HDFC Standard Life Insurance Company Ltd.	INE795G01014		Finance	18143	98.72	2.00%
Larsen & Toubro Ltd.	INE018A01030		Construction Project	6734	79.97	1.62%
Ultratech Cement Ltd.	INE481G01011		Cement	1702	71.82	1.46%
Indian Oil Corporation Ltd.	INE242A01010		Petroleum Products	64441	68.15	1.38%
Nestle India Ltd.	INE239A01016		Consumer Non Durables	339	53.49	1.09%
ICICI Lombard General Insurance Company Ltd.	INE765G01017		Finance	3698	45.73	0.93%
Bank Of Baroda	INE028A01039		Banks	42465	32.40	0.66%
State Bank Of India $$			Banks	-30000	-90.78	-1.84%
Unlisted					**Nil**	**Nil**
Debt Instruments					**Nil**	**Nil**
Listed / Awaiting Listing On Stock Exchanges					**Nil**	**Nil**
Privately Placed/unlisted					**Nil**	**Nil**
Securitized Debt Instruments					**Nil**	**Nil**
Term Deposits					**Nil**	**Nil**
Deposits (maturity not exceeding 91 days)					**Nil**	**Nil**
Deposits (Placed as Margin)					**Nil**	**Nil**
Money Market Instruments					**Nil**	**Nil**
CPs and CDs					**Nil**	**Nil**
Treasury Bills					**Nil**	**Nil**
Units of Mutual Fund					**183.84**	**3.73%**
Reliance CPSE ETF	INF457M01133		Mutual Fund	979417	183.84	3.73%
TREPS					**372.74**	**7.56%**
Units of Real Estate Investment Trust (REITs)					**Nil**	**Nil**
Others					**75.58**	**1.53%**
Cash Margin - Derivatives					75.58	1.53%
Net Current Assets					**39.77**	**0.81%**
Total Net Assets					**4929.78**	**100.00%**

Non-Convertible debentures / Bonds & Zero Coupon Bonds / Deep Discount Bonds are considered as Traded based on the information provided by external agencies.

$$ - Derivatives.

Net Current Assets is adjusted to the extent of short derivatives positions, if any.

For the Instrument/security whose final ISIN is yet to be assigned, disclosure of ISIN has been made as per the details provided by external agencies.

ICICI Prudential Mutual Fund

ICICI Prudential Growth Fund - Series 3

Portfolio as on Feb 29,2020

Company/Issuer/Instrument Name	ISIN	Coupon	Industry/Rating	Quantity	Exposure/Market Value(Rs.Lakh)	% to Nav
Equity & Equity Related Instruments					**3841.05**	**89.58%**
Listed / Awaiting Listing On Stock Exchanges					**3841.05**	**89.58%**
Infosys Ltd.	INE009A01021		Software	59306	433.94	10.12%
HDFC Bank Ltd.	INE040A01034		Banks	35682	420.21	9.80%
NTPC Ltd.	INE733E01010		Power	317505	338.30	7.89%
Tech Mahindra Ltd.	INE669C01036		Software	41973	312.45	7.29%
Bharti Airtel Ltd.	INE397D01024		Telecom - Services	53313	279.09	6.51%
SBI Life Insurance Company Ltd.	INE123W01016		Finance	27913	248.54	5.80%
ICICI Bank Ltd.	INE090A01021		Banks	46518	231.31	5.39%
Axis Bank Ltd.	INE238A01034		Banks	18041	125.80	2.93%
The Federal Bank Ltd.	INE171A01029		Banks	130000	111.67	2.60%
Mahindra & Mahindra Financial Services Ltd.	INE774D01024		Finance	26170	89.83	2.09%
VRL Logistics Ltd.	INE366I01010		Transportation	36704	84.46	1.97%
Indian Oil Corporation Ltd.	INE242A01010		Petroleum Products	79441	84.01	1.96%
Ambuja Cements Ltd.	INE079A01024		Cement	40650	83.35	1.94%
Larsen & Toubro Ltd.	INE018A01030		Construction Project	6886	81.77	1.91%
Wipro Ltd.	INE075A01022		Software	36689	81.25	1.89%
Tata Power Company Ltd.	INE245A01021		Power	172141	80.39	1.87%
Oracle Financial Services Software Ltd.	INE881D01027		Software	2800	74.16	1.73%
Chambal Fertilisers & Chemicals Ltd.	INE085A01013		Fertilisers	50584	71.27	1.66%
LIC Housing Finance Ltd.	INE115A01026		Finance	21697	69.48	1.62%
PVR Ltd.	INE191H01014		Media & Entertainment	3579	68.27	1.59%
Jm Financial Ltd.	INE780C01023		Finance	61000	64.48	1.50%
Bharat Heavy Electricals Ltd.	INE257A01026		Industrial Capital Goods	204799	62.67	1.46%
ICICI Securities Ltd.	INE763G01038		Finance	12603	60.02	1.40%
CCL Products (India) Ltd.	INE421D01022		Consumer Non Durables	21226	49.75	1.16%
Capacite Infraprojects Ltd.	INE264T01014		Construction	28087	44.77	1.04%
IndusInd Bank Ltd.	INE095A01012		Banks	3902	43.08	1.00%
Suprajit Engineering Ltd.	INE399C01030		Auto Ancillaries	21500	42.58	0.99%
Triveni Turbine Ltd.	INE152M01016		Industrial Capital Goods	41274	39.25	0.92%
Bajaj Consumer Care Ltd.	INE933K01021		Consumer Non Durables	17365	33.39	0.78%
Bajaj Finance Ltd.	INE296A01024		Finance	700	31.26	0.73%
Asahi India Glass Ltd.	INE439A01020		Auto Ancillaries	100	0.25	0.01%
Unlisted					**Nil**	**Nil**
Debt Instruments					**Nil**	**Nil**
Listed / Awaiting Listing On Stock Exchanges					**Nil**	**Nil**
Privately Placed/unlisted					**Nil**	**Nil**
Securitized Debt Instruments					**Nil**	**Nil**
Term Deposits					**Nil**	**Nil**
Deposits (maturity not exceeding 91 days)					**Nil**	**Nil**
Deposits (Placed as Margin)					**Nil**	**Nil**
Money Market Instruments					**Nil**	**Nil**
CPs and CDs					**Nil**	**Nil**
Treasury Bills					**Nil**	**Nil**
Units of Mutual Fund					**376.86**	**8.79%**
Reliance CPSE ETF	INF457M01133		Mutual Fund	2007805	376.86	8.79%
TREPS					**72.19**	**1.68%**
Units of Real Estate Investment Trust (REITs)					**Nil**	**Nil**
Net Current Assets					**-2.14**	**-0.05%**
Total Net Assets					**4287.96**	**100.00%**

Non-Convertible debentures / Bonds & Zero Coupon Bonds / Deep Discount Bonds are considered as Traded based on the information provided by external agencies.

Net Current Assets is adjusted to the extent of short derivatives positions, if any.

For the Instrument/security whose final ISIN is yet to be assigned, disclosure of ISIN has been made as per the details provided by external agencies.

Company/Issuer/Instrument Name	ISIN	Coupon	Industry/Rating	Quantity	Exposure/Market Value(Rs.Lakh)	% to Nav
Equity & Equity Related Instruments					**106436.01**	**92.34%**
Listed / Awaiting Listing On Stock Exchanges					**106436.01**	**92.34%**
Avenue Supermarts Ltd.	INE192R01011		Retailing	185358	4307.63	3.74%
Equitas Holdings Ltd.	INE988K01017		Finance	3508356	3783.76	3.28%
V-Mart Retail Ltd.	INE665J01013		Retailing	132074	2945.98	2.56%
Inox Leisure Ltd.	INE312H01016		Media & Entertainment	682161	2925.45	2.54%
Can Fin Homes Ltd.	INE477A01020		Finance	578504	2892.81	2.51%
Mahindra Lifespace Developers Ltd.	INE813A01018		Construction	808728	2882.31	2.50%
PVR Ltd.	INE191H01014		Media & Entertainment	149802	2857.32	2.48%
KEI Industries Ltd.	INE878B01027		Industrial Products	560000	2746.80	2.38%
NTPC Ltd.	INE733E01010		Power	2527828	2693.40	2.34%
NLC India Ltd.	INE589A01014		Power	4428201	2654.71	2.30%
HDFC Bank Ltd.	INE040A01034		Banks	215000	2531.95	2.20%
Blue Star Ltd.	INE472A01039		Consumer Durables	315413	2531.35	2.20%
Bajaj Consumer Care Ltd.	INE933K01021		Consumer Non Durables	1314246	2527.30	2.19%
SJVN Ltd.	INE002L01015		Power	10774853	2494.38	2.16%
Cyient Ltd.	INE136B01020		Software	567781	2410.51	2.09%
Minda Industries Ltd.	INE405E01023		Auto Ancillaries	639071	2384.37	2.07%
Jyothy Laboratories Ltd.	INE668F01031		Consumer Non Durables	1934001	2381.72	2.07%
DCB Bank Ltd.	INE503A01015		Banks	1390435	2249.72	1.95%
Persistent Systems Ltd.	INE262H01013		Software	322473	2245.70	1.95%
Crompton Greaves Consumer Electricals Ltd.	INE299U01018		Consumer Durables	782331	2182.70	1.89%
Aster DM Healthcare Ltd.	INE914M01019		Healthcare Services	1343974	2182.61	1.89%
Orient Electric Ltd.	INE142Z01019		Consumer Durables	831204	2181.08	1.89%
Teamlease Services Ltd.	INE985S01024		Commercial Services	87283	2026.67	1.76%
Motilal Oswal Financial Services Ltd.	INE338I01027		Finance	262511	1954.53	1.70%
Gateway Distriparks Ltd.	INE852F01015		Transportation	1660278	1936.71	1.68%
IPCA Laboratories Ltd.	INE571A01020		Pharmaceuticals	138550	1886.15	1.64%
PNC Infratech Ltd.	INE195J01029		Construction	1076798	1846.17	1.60%
CCL Products (India) Ltd.	INE421D01022		Consumer Non Durables	734618	1721.94	1.49%
ICICI Bank Ltd.	INE090A01021		Banks	339000	1685.68	1.46%
JK Cement Ltd.	INE823G01014		Cement	119022	1651.49	1.43%
Heidleberg Cement India Ltd.	INE578A01017		Cement	815279	1637.90	1.42%
The Phoenix Mills Ltd.	INE211B01039		Construction	184796	1582.69	1.37%
Brigade Enterprises Ltd.	INE791I01019		Construction	683369	1582.34	1.37%
Arvind Fashions Ltd.	INE955V01021		Retailing	452501	1564.52	1.36%
Spicejet Ltd.	INE285B01017		Transportation	1866587	1555.80	1.35%
Gujarat Pipavav Port Ltd.	INE517F01014		Transportation	2134187	1529.14	1.33%
Dixon Technologies (India) Ltd.	INE935N01012		Consumer Durables	39752	1521.73	1.32%
KNR Constructions Ltd.	INE634I01029		Construction	564986	1498.91	1.30%
Amber Enterprises India Ltd.	INE371P01015		Consumer Durables	87474	1199.44	1.04%
Kalpataru Power Transmission Ltd.	INE220B01022		Power	359548	1193.88	1.04%
Cholamandalam Financial Holdings Ltd.	INE149A01033		Finance	232083	1190.59	1.03%
Multi Commodity Exchange Of India Ltd.	INE745G01035		Finance	90725	1159.24	1.01%
Camlin Fine Sciences Ltd.	INE052I01032		Chemicals	1588551	1123.11	0.97%
Tata Metaliks Ltd.	INE056C01010		Ferrous Metals	177004	1062.29	0.92%
CSB Bank Ltd	INE679A01013		Banks	568742	980.51	0.85%
HDFC Standard Life Insurance Company Ltd.	INE795G01014		Finance	162363	883.42	0.77%
VRL Logistics Ltd.	INE366I01010		Transportation	369150	849.41	0.74%
Repco Home Finance Ltd.	INE612J01015		Finance	291509	828.47	0.72%
Matrimony.com Ltd.	INE866R01028		Services	187692	786.80	0.68%

	A	B	C	D	E	F	G	H	I
83		**Securitized Debt Instruments**					**Nil**	**Nil**	
84									
85		**Term Deposits**					**Nil**	**Nil**	
86									
87		**Deposits (maturity not exceeding 91 days)**					**Nil**	**Nil**	
88									
89		**Deposits (Placed as Margin)**					**Nil**	**Nil**	
90									
91		**Money Market Instruments**					**Nil**	**Nil**	
92									
93		**CPs and CDs**					**Nil**	**Nil**	
94									
95		**Treasury Bills**					**Nil**	**Nil**	
96									
97		**TREPS**					**10563.94**	**9.16%**	
98									
99		**Units of Real Estate Investment Trust (REITs)**					**Nil**	**Nil**	
100									
101		**Net Current Assets**					**-1735.66**	**-1.51%**	
102		**Total Net Assets**					**115264.29**	**100.00%**	
103									
104									
105		Non-Convertible debentures / Bonds & Zero Coupon Bonds / Deep Discount Bonds are considered as Traded based on the information provided by external agencies.							
106		Net Current Assets is adjusted to the extent of short derivatives positions, if any.							
107		For the Instrument/security whose final ISIN is yet to be assigned, disclosure of ISIN has been made as per the details provided by external agencies.							

ICICI Prudential Mutual Fund

ICICI Prudential Nifty Index Fund

Portfolio as on Feb 29,2020

Company/Issuer/Instrument Name	ISIN	Coupon	Industry/Rating	Quantity	Exposure/Market Value(Rs.Lakh)	% to Nav
Equity & Equity Related Instruments					**55583.37**	**98.31%**
Listed / Awaiting Listing On Stock Exchanges					**55583.37**	**98.31%**
HDFC Bank Ltd.	INE040A01034		Banks	518516	6106.30	10.80%
Reliance Industries Ltd.	INE002A01018		Petroleum Products	385296	5119.24	9.05%
HDFC Ltd.	INE001A01036		Finance	207098	4505.93	7.97%
ICICI Bank Ltd.	INE090A01021		Banks	778465	3870.92	6.85%
Infosys Ltd.	INE009A01021		Software	433538	3172.20	5.61%
Kotak Mahindra Bank Ltd.	INE237A01028		Banks	161776	2621.34	4.64%
Tata Consultancy Services Ltd.	INE467B01029		Software	125044	2501.07	4.42%
ITC Ltd.	INE154A01025		Consumer Non Durables	1043777	2061.98	3.65%
Axis Bank Ltd.	INE238A01034		Banks	269981	1882.58	3.33%
Hindustan Unilever Ltd.	INE030A01027		Consumer Non Durables	85854	1867.11	3.30%
Larsen & Toubro Ltd.	INE018A01030		Construction Project	150458	1786.76	3.16%
Bharti Airtel Ltd.	INE397D01024		Telecom - Services	268328	1404.70	2.48%
State Bank Of India	INE062A01020		Banks	462031	1399.95	2.48%
Bajaj Finance Ltd.	INE296A01024		Finance	31249	1395.53	2.47%
Maruti Suzuki India Ltd.	INE585B01010		Auto	15864	996.75	1.76%
Asian Paints Ltd.	INE021A01026		Consumer Non Durables	54365	977.46	1.73%
IndusInd Bank Ltd.	INE095A01012		Banks	72429	799.65	1.41%
HCL Technologies Ltd.	INE860A01027		Software	131219	701.17	1.24%
Nestle India Ltd.	INE239A01016		Consumer Non Durables	4306	679.44	1.20%
Bajaj Finserv Ltd.	INE918I01018		Finance	7281	658.99	1.17%
Titan Company Ltd.	INE280A01028		Consumer Durables	50432	632.67	1.12%
NTPC Ltd.	INE733E01010		Power	542851	578.41	1.02%
Ultratech Cement Ltd.	INE481G01011		Cement	13531	570.95	1.01%
Tech Mahindra Ltd.	INE669C01036		Software	74178	552.18	0.98%
Mahindra & Mahindra Ltd.	INE101A01026		Auto	114622	523.88	0.93%
Power Grid Corporation Of India Ltd.	INE752E01010		Power	275646	500.30	0.88%
Sun Pharmaceutical Industries Ltd.	INE044A01036		Pharmaceuticals	128978	480.96	0.85%
Bajaj Auto Ltd.	INE917I01010		Auto	15616	451.30	0.80%
Britannia Industries Ltd.	INE216A01030		Consumer Non Durables	14297	424.65	0.75%
Dr. Reddy's Laboratories Ltd.	INE089A01023		Pharmaceuticals	14486	424.02	0.75%
Bharat Petroleum Corporation Ltd.	INE029A01011		Petroleum Products	96308	410.61	0.73%
Coal India Ltd.	INE522F01014		Minerals/Mining	233603	393.39	0.70%
Wipro Ltd.	INE075A01022		Software	177424	392.91	0.69%
Oil & Natural Gas Corporation Ltd.	INE213A01029		Oil	411522	378.39	0.67%
Tata Steel Ltd.	INE081A01012		Ferrous Metals	90633	345.99	0.61%
UPL Ltd.	INE628A01036		Pesticides	66512	345.66	0.61%
Grasim Industries Ltd.	INE047A01021		Cement	47637	327.36	0.58%
Indian Oil Corporation Ltd.	INE242A01010		Petroleum Products	306797	324.44	0.57%
Hero Motocorp Ltd.	INE158A01026		Auto	15698	322.08	0.57%
Adani Ports and Special Economic Zone Ltd.	INE742F01042		Transportation	92339	315.98	0.56%
JSW Steel Ltd.	INE019A01038		Ferrous Metals	123542	291.19	0.52%
Tata Motors Ltd.	INE155A01022		Auto	215509	277.90	0.49%
Eicher Motors Ltd.	INE066A01013		Auto	1671	277.43	0.49%
Hindalco Industries Ltd.	INE038A01020		Non - Ferrous Metals	175438	273.51	0.48%
Vedanta Ltd.	INE205A01025		Non - Ferrous Metals	220623	251.51	0.44%
Cipla Ltd.	INE059A01026		Pharmaceuticals	60350	242.67	0.43%
GAIL (India) Ltd.	INE129A01019		Gas	221172	230.90	0.41%
Bharti Infratel Ltd.	INE121J01017		Telecom - Equipment & Accessories	101887	218.50	0.39%
Zee Entertainment Enterprises Ltd.	INE256A01028		Media & Entertainment	90808	217.30	0.38%
Yes Bank Ltd.	INE528G01027		Banks	281109	97.26	0.17%
Unlisted					**Nil**	**Nil**
Debt Instruments					**Nil**	**Nil**
Listed / Awaiting Listing On Stock Exchanges					**Nil**	**Nil**
Privately Placed/unlisted					**Nil**	**Nil**
Securitized Debt Instruments					**Nil**	**Nil**
Term Deposits					**Nil**	**Nil**
Deposits (maturity not exceeding 91 days)					**Nil**	**Nil**
Deposits (Placed as Margin)					**Nil**	**Nil**
Money Market Instruments					**Nil**	**Nil**
CPs and CDs					**Nil**	**Nil**
Treasury Bills					**Nil**	**Nil**
TREPS					**791.19**	**1.40%**
Units of Real Estate Investment Trust (REITs)					**Nil**	**Nil**
Net Current Assets					**166.57**	**0.29%**
Total Net Assets					**56541.13**	**100.00%**

	A	B	C	D	E	F	G	H	I
89		Non-Convertible debentures / Bonds & Zero Coupon Bonds / Deep Discount Bonds are considered as Traded based on the information provided by external agencies.							
90		Net Current Assets is adjusted to the extent of short derivatives positions, if any.							
91		For the Instrument/security whose final ISIN is yet to be assigned, disclosure of ISIN has been made as per the details provided by external agencies.							

ICICI Prudential Mutual Fund

ICICI Prudential India Opportunities Fund

Portfolio as on Feb 29,2020

Company/Issuer/Instrument Name	ISIN	Coupon	Industry/Rating	Quantity	Exposure/Market Value(Rs.Lakh)	% to Nav
Equity & Equity Related Instruments					**189882.89**	**86.70%**
Listed / Awaiting Listing On Stock Exchanges					**189882.89**	**86.70%**
Bharti Airtel Ltd.	INE397D01024		Telecom - Services	4000092	20940.48	9.56%
Oil & Natural Gas Corporation Ltd.	INE213A01029		Oil	20000000	18390.00	8.40%
Tata Chemicals Ltd.	INE092A01019		Chemicals	2464272	17594.90	8.03%
Hindalco Industries Ltd.	INE038A01020		Non - Ferrous Metals	9533244	14862.33	6.79%
NTPC Ltd.	INE733E01010		Power	13056420	13911.62	6.35%
Indian Oil Corporation Ltd.	INE242A01010		Petroleum Products	11088355	11725.94	5.35%
Sun Pharmaceutical Industries Ltd.	INE044A01036		Pharmaceuticals	2825891	10537.75	4.81%
Tata Power Company Ltd.	INE245A01021		Power	21972707	10261.25	4.69%
Vedanta Ltd.	INE205A01025		Non - Ferrous Metals	6000000	6840.00	3.12%
Tata Steel Ltd.	INE081A01012		Ferrous Metals	1508331	5758.05	2.63%
ICICI Bank Ltd.	INE090A01021		Banks	1000000	4972.50	2.27%
Tata Power Company Ltd. $$			Power	10530000	4870.13	2.22%
Coal India Ltd.	INE522F01014		Minerals/Mining	2436520	4103.10	1.87%
The Federal Bank Ltd.	INE171A01029		Banks	4608178	3958.42	1.81%
Bank Of Baroda	INE028A01039		Banks	5166167	3941.79	1.80%
Cyient Ltd.	INE136B01020		Software	928212	3940.72	1.80%
Infosys Ltd.	INE009A01021		Software	481169	3520.71	1.61%
Sun TV Network Ltd.	INE424H01027		Media & Entertainment	838765	3485.07	1.59%
Max Financial Services Ltd.	INE180A01020		Finance	473232	2731.97	1.25%
Oil India Ltd.	INE274J01014		Oil	2237164	2416.14	1.10%
Mahindra & Mahindra Ltd.	INE101A01026		Auto	448560	2050.14	0.94%
SBI Life Insurance Company Ltd.	INE123W01016		Finance	227016	2021.35	0.92%
Bajaj Consumer Care Ltd.	INE933K01021		Consumer Non Durables	1026259	1973.50	0.90%
Mangalore Refinery and Petrochemicals Ltd.	INE103A01014		Petroleum Products	5183049	1969.56	0.90%
Bharat Heavy Electricals Ltd.	INE257A01026		Industrial Capital Goods	5938043	1817.04	0.83%
CESC Ltd.	INE486A01013		Power	279782	1810.05	0.83%
Karur Vysya Bank Ltd.	INE036D01028		Banks	4000000	1672.00	0.76%
Dishman Carbogen Amcis Ltd.	INE385W01011		Pharmaceuticals	1863951	1436.17	0.66%
Vodafone Idea Ltd.	INE669E01016		Telecom - Services	32652454	1257.12	0.57%
GAIL (India) Ltd.	INE129A01019		Gas	938761	980.07	0.45%
Tata Motors Ltd. - DVR	IN9155A01020		Auto	1647844	914.55	0.42%
Rain Industries Ltd.	INE855B01025		Chemicals	834501	862.04	0.39%
The Great Eastern Shipping Company Ltd.	INE017A01032		Transportation	308111	744.86	0.34%
Chennai Petroleum Corporation Ltd.	INE178A01016		Petroleum Products	603473	610.71	0.28%
The Karnataka Bank Ltd.	INE614B01018		Banks	641919	446.78	0.20%
Somany Ceramics Ltd.	INE355A01028		Construction	199585	337.10	0.15%
Gujarat Mineral Development Corporation Ltd.	INE131A01031		Minerals/Mining	425445	216.98	0.10%
Unlisted					**Nil**	**Nil**
Debt Instruments					**Nil**	**Nil**
Listed / Awaiting Listing On Stock Exchanges					**Nil**	**Nil**
Privately Placed/unlisted					**Nil**	**Nil**
Securitized Debt Instruments					**Nil**	**Nil**
Term Deposits					**525.00**	**0.24%**
Deposits (maturity not exceeding 91 days)					**Nil**	**Nil**
Deposits (Placed as Margin)					**525.00**	**0.24%**
HDFC Bank Ltd. - 16 Apr 2020 (Duration - 91 Days)					525.00	0.24%
Money Market Instruments					**694.13**	**0.32%**
CPs and CDs					**Nil**	**Nil**
Treasury Bills					**694.13**	**0.32%**
364 Days Treasury Bills	IN002019Z057		SOV	600000	595.05	0.27%
182 Days Treasury Bills	IN002019Y332		SOV	100000	99.08	0.05%
Units of Mutual Fund					**10661.37**	**4.87%**
Reliance CPSE ETF	INF457M01133		Mutual Fund	56800057	10661.37	4.87%
TREPS					**22899.06**	**10.46%**
Units of Real Estate Investment Trust (REITs)					**Nil**	**Nil**
Others					**440.00**	**0.20%**
Cash Margin - Derivatives					440.00	0.20%
Net Current Assets					**-6100.08**	**-2.79%**
Total Net Assets					**219002.37**	**100.00%**

	A	B	C	D	E	F	G	H	I
85		Non-Convertible debentures / Bonds & Zero Coupon Bonds / Deep Discount Bonds are considered as Traded based on the information provided by external agencies.							
86		$$ - Derivatives.							
87		Net Current Assets is adjusted to the extent of short derivatives positions, if any.							
88		For the Instrument/security whose final ISIN is yet to be assigned, disclosure of ISIN has been made as per the details provided by external agencies.							

ICICI Prudential Mutual Fund

ICICI Prudential Infrastructure Fund

Portfolio as on Feb 29,2020

Company/Issuer/Instrument Name	ISIN	Coupon	Industry/Rating	Quantity	Exposure/Market Value(Rs.Lakh)	% to Nav
Equity & Equity Related Instruments					**113046.66**	**99.01%**
Listed / Awaiting Listing On Stock Exchanges					**113046.66**	**99.01%**
NTPC Ltd.	INE733E01010		Power	11041955	11765.20	10.30%
Bharti Airtel Ltd.	INE397D01024		Telecom - Services	1960000	10260.60	8.99%
Oil & Natural Gas Corporation Ltd.	INE213A01029		Oil	7674255	7056.48	6.18%
Hindalco Industries Ltd.	INE038A01020		Non - Ferrous Metals	3541584	5521.33	4.84%
State Bank Of India	INE062A01020		Banks	1700000	5151.00	4.51%
Indian Oil Corporation Ltd.	INE242A01010		Petroleum Products	4061985	4295.55	3.76%
Power Grid Corporation Of India Ltd.	INE752E01010		Power	2162888	3925.64	3.44%
Vedanta Ltd.	INE205A01025		Non - Ferrous Metals	3350000	3819.00	3.34%
Tata Power Company Ltd.	INE245A01021		Power	7709688	3600.42	3.15%
Larsen & Toubro Ltd.	INE018A01030		Construction Project	300000	3562.65	3.12%
Gujarat Pipavav Port Ltd.	INE517F01014		Transportation	4869968	3489.33	3.06%
KNR Constructions Ltd.	INE634I01029		Construction	1143434	3033.53	2.66%
GAIL (India) Ltd.	INE129A01019		Gas	2723620	2843.46	2.49%
ICICI Bank Ltd.	INE090A01021		Banks	450000	2237.63	1.96%
Brigade Enterprises Ltd.	INE791I01019		Construction	884812	2048.78	1.79%
Tata Steel Ltd.	INE081A01012		Ferrous Metals	529551	2021.56	1.77%
Oil India Ltd.	INE274J01014		Oil	1700000	1836.00	1.61%
PNC Infratech Ltd.	INE195J01029		Construction	1059159	1815.93	1.59%
VRL Logistics Ltd.	INE366I01010		Transportation	786748	1810.31	1.59%
Axis Bank Ltd.	INE238A01034		Banks	250000	1743.25	1.53%
Triveni Turbine Ltd.	INE152M01016		Industrial Capital Goods	1800428	1712.21	1.50%
JK Lakshmi Cement Ltd.	INE786A01032		Cement	548409	1688.55	1.48%
Gateway Distriparks Ltd.	INE852F01015		Transportation	1241072	1447.71	1.27%
The Great Eastern Shipping Company Ltd.	INE017A01032		Transportation	595683	1440.06	1.26%
Cummins India Ltd.	INE298A01020		Industrial Products	281429	1437.96	1.26%
Container Corporation Of India Ltd.	INE111A01025		Transportation	277974	1416.69	1.24%
Kalpataru Power Transmission Ltd.	INE220B01022		Power	420000	1394.61	1.22%
Hindustan Petroleum Corporation Ltd.	INE094A01015		Petroleum Products	684459	1352.15	1.18%
National Aluminium Company Ltd.	INE139A01034		Non - Ferrous Metals	3998000	1339.33	1.17%
Astra Microwave Products Ltd.	INE386C01029		Telecom - Equipment & Accessories	1268396	1109.85	0.97%
Engineers India Ltd.	INE510A01028		Construction Project	1584377	1109.06	0.97%
Mahindra Lifespace Developers Ltd.	INE813A01018		Construction	307684	1096.59	0.96%
Orient Cement Ltd.	INE876N01018		Cement	1346212	1072.26	0.94%
NLC India Ltd.	INE589A01014		Power	1779151	1066.60	0.93%
Chennai Petroleum Corporation Ltd.	INE178A01016		Petroleum Products	936637	947.88	0.83%
Tata Metaliks Ltd.	INE056C01010		Ferrous Metals	145585	873.73	0.77%
Rain Industries Ltd.	INE855B01025		Chemicals	839401	867.10	0.76%
Gujarat Mineral Development Corporation Ltd.	INE131A01031		Minerals/Mining	1607635	819.89	0.72%
Ashoka Buildcon Ltd.	INE442H01029		Construction Project	870000	786.05	0.69%
Cochin Shipyard Ltd.	INE704P01017		Industrial Capital Goods	230000	779.24	0.68%
Ashiana Housing Ltd.	INE365D01021		Construction	737403	752.52	0.66%
Tamil Nadu Newsprint & Papers Ltd.	INE107A01015		Paper	446737	725.72	0.64%
JSW Steel Ltd.	INE019A01038		Ferrous Metals	300000	707.10	0.62%
Capacite Infraprojects Ltd.	INE264T01014		Construction	430651	686.46	0.60%
Carborundum Universal Ltd.	INE120A01034		Industrial Products	206335	671.10	0.59%
Bharat Heavy Electricals Ltd.	INE257A01026		Industrial Capital Goods	2099067	642.31	0.56%
ACC Ltd.	INE012A01025		Cement	40000	528.34	0.46%
JSW Energy Ltd	INE121E01018		Power	778327	445.98	0.39%
Hindustan Aeronautics Ltd.	INE066F01012		Aerospace & Defense	58644	402.33	0.35%
Grindwell Norton Ltd.	INE536A01023		Industrial Products	67725	396.46	0.35%
Interglobe Aviation Ltd.	INE646L01027		Transportation	30000	390.02	0.34%
Union Bank Of India	INE692A01016		Banks	1000000	371.50	0.33%
TD Power Systems Ltd.	INE419M01019		Industrial Capital Goods	185984	311.90	0.27%
IDFC Ltd.	INE043D01016		Finance	873136	280.71	0.25%
Texmaco Rail & Engineering Ltd.	INE621L01012		Industrial Capital Goods	528884	133.01	0.12%
Ambuja Cements Ltd.	INE079A01024		Cement	2939	6.03	0.01%
Texmaco Rail & Engineering Ltd.(Right Share)			Industrial Capital Goods	100487	0.00	^
Unlisted					**Nil**	**Nil**
Debt Instruments					**Nil**	**Nil**
Listed / Awaiting Listing On Stock Exchanges					**Nil**	**Nil**
Privately Placed/unlisted					**Nil**	**Nil**
Securitized Debt Instruments					**Nil**	**Nil**
Term Deposits					**Nil**	**Nil**
Deposits (maturity not exceeding 91 days)					**Nil**	**Nil**
Deposits (Placed as Margin)					**Nil**	**Nil**
Money Market Instruments					**Nil**	**Nil**
CPs and CDs					**Nil**	**Nil**
Treasury Bills					**Nil**	**Nil**
TREPS					**982.96**	**0.86%**

	A	B	C	D	E	F	G	H	I
89									
90		**Units of Real Estate Investment Trust (REITs)**					**Nil**	**Nil**	
91									
92		**Others**					**210.00**	**0.18%**	
93		Cash Margin - Derivatives					210.00	0.18%	
94									
95		**Net Current Assets**					**-57.43**	**-0.05%**	
96		**Total Net Assets**					**114182.19**	**100.00%**	
97									
98									
99		Non-Convertible debentures / Bonds & Zero Coupon Bonds / Deep Discount Bonds are considered as Traded based on the information provided by external agencies.							
100		^ Value Less than 0.01% of NAV in absolute terms.							
101		Net Current Assets is adjusted to the extent of short derivatives positions, if any.							
102		For the Instrument/security whose final ISIN is yet to be assigned, disclosure of ISIN has been made as per the details provided by external agencies.							

ICICI Prudential Mutual Fund

ICICI Prudential Long Term Wealth Enhancement Fund

Portfolio as on Feb 29,2020

Company/Issuer/Instrument Name	ISIN	Coupon	Industry/Rating	Quantity	Exposure/Market Value(Rs.Lakh)	% to Nav
Equity & Equity Related Instruments					**4137.15**	**97.16%**
Listed / Awaiting Listing On Stock Exchanges					**4137.15**	**97.16%**
HDFC Bank Ltd.	INE040A01034		Banks	32520	382.97	8.99%
Trent Ltd.	INE849A01020		Retailing	34000	250.65	5.89%
Kotak Mahindra Bank Ltd.	INE237A01028		Banks	15000	243.05	5.71%
Avenue Supermarts Ltd.	INE192R01011		Retailing	10367	240.92	5.66%
PVR Ltd.	INE191H01014		Media & Entertainment	12618	240.68	5.65%
Bajaj Finserv Ltd.	INE918I01018		Finance	2300	208.17	4.89%
Titan Company Ltd.	INE280A01028		Consumer Durables	16524	207.29	4.87%
ICICI Bank Ltd.	INE090A01021		Banks	37584	186.89	4.39%
Motherson Sumi Systems Ltd.	INE775A01035		Auto Ancillaries	178468	184.98	4.34%
United Breweries Ltd.	INE686F01025		Consumer Non Durables	14020	174.64	4.10%
The Indian Hotels Company Ltd.	INE053A01029		Hotels, Resorts And Other Recreational Activities	117668	158.85	3.73%
Shree Cements Ltd.	INE070A01015		Cement	700	158.70	3.73%
TVS Motor Company Ltd.	INE494B01023		Auto	35430	154.37	3.63%
State Bank Of India	INE062A01020		Banks	47400	143.62	3.37%
KNR Constructions Ltd.	INE634I01029		Construction	50000	132.65	3.12%
Axis Bank Ltd.	INE238A01034		Banks	18810	131.16	3.08%
Bharat Forge Ltd.	INE465A01025		Industrial Products	28734	125.11	2.94%
CreditAccess Grameen Ltd.	INE741K01010		Finance	13497	113.63	2.67%
Maruti Suzuki India Ltd.	INE585B01010		Auto	1733	108.89	2.56%
Interglobe Aviation Ltd.	INE646L01027		Transportation	7600	98.80	2.32%
Britannia Industries Ltd.	INE216A01030		Consumer Non Durables	2820	83.76	1.97%
ITC Ltd.	INE154A01025		Consumer Non Durables	41954	82.88	1.95%
Godrej Agrovet Ltd.	INE850D01014		Consumer Non Durables	16771	78.04	1.83%
Tata Consultancy Services Ltd.	INE467B01029		Software	3865	77.31	1.82%
Eicher Motors Ltd.	INE066A01013		Auto	458	76.04	1.79%
Hindalco Industries Ltd.	INE038A01020		Non - Ferrous Metals	35200	54.88	1.29%
S. P. Apparels Ltd.	INE212I01016		Textile Products	23500	38.22	0.90%
Unlisted					**Nil**	**Nil**
Debt Instruments					**Nil**	**Nil**
Listed / Awaiting Listing On Stock Exchanges					**Nil**	**Nil**
Privately Placed/unlisted					**Nil**	**Nil**
Securitized Debt Instruments					**Nil**	**Nil**
Term Deposits					**Nil**	**Nil**
Deposits (maturity not exceeding 91 days)					**Nil**	**Nil**
Deposits (Placed as Margin)					**Nil**	**Nil**
Money Market Instruments					**Nil**	**Nil**
CPs and CDs					**Nil**	**Nil**
Treasury Bills					**Nil**	**Nil**
TREPS					**124.77**	**2.93%**
Units of Real Estate Investment Trust (REITs)					**Nil**	**Nil**
Net Current Assets					**-3.98**	**-0.09%**
Total Net Assets					**4257.94**	**100.00%**

Non-Convertible debentures / Bonds & Zero Coupon Bonds / Deep Discount Bonds are considered as Traded based on the information provided by external agencies.

Net Current Assets is adjusted to the extent of short derivatives positions, if any.

For the Instrument/security whose final ISIN is yet to be assigned, disclosure of ISIN has been made as per the details provided by external agencies.

ICICI Prudential Mutual Fund

ICICI Prudential Midcap 150 ETF

Portfolio as on Feb 29,2020

Company/Issuer/Instrument Name	ISIN	Coupon	Industry/Rating	Quantity	Exposure/Market Value(Rs.Lakh)	% to Nav
Equity & Equity Related Instruments					**816.82**	**97.61%**
Listed / Awaiting Listing On Stock Exchanges					**816.82**	**97.61%**
AU Small Finance Bank Ltd.	INE949L01017		Banks	1651	19.20	2.29%
Info Edge (India) Ltd.	INE663F01024		Software	630	16.34	1.95%
The Federal Bank Ltd.	INE171A01029		Banks	18023	15.48	1.85%
Apollo Hospitals Enterprise Ltd.	INE437A01024		Healthcare Services	873	15.15	1.81%
Trent Ltd.	INE849A01020		Retailing	2032	14.98	1.79%
City Union Bank Ltd.	INE491A01021		Banks	6662	14.34	1.71%
Voltas Ltd.	INE226A01021		Consumer Durables	2100	14.25	1.70%
Indraprastha Gas Ltd.	INE203G01027		Gas	3170	14.02	1.68%
Tata Consumer Products Ltd.	INE192A01025		Consumer Non Durables	3775	13.07	1.56%
RBL Bank Ltd.	INE976G01028		Banks	4292	12.49	1.49%
Jubilant Foodworks Ltd.	INE797F01012		Consumer Non Durables	699	12.28	1.47%
MRF Ltd.	INE883A01011		Auto Ancillaries	18	11.95	1.43%
Crompton Greaves Consumer Electricals Ltd.	INE299U01018		Consumer Durables	3745	10.45	1.25%
Cholamandalam Investment And Finance Company Ltd.	INE121A01024		Finance	3331	10.21	1.22%
Max Financial Services Ltd.	INE180A01020		Finance	1759	10.15	1.21%
SRF Ltd.	INE647A01010		Textile Products	258	10.05	1.20%
Alkem Laboratories Ltd.	INE540L01014		Pharmaceuticals	378	9.92	1.19%
Bharat Forge Ltd.	INE465A01025		Industrial Products	2278	9.92	1.19%
Rural Electrification Corporation Ltd.	INE020B01018		Finance	8402	9.90	1.18%
Torrent Pharmaceuticals Ltd.	INE685A01028		Pharmaceuticals	455	9.78	1.17%
Sundaram Finance Ltd.	INE660A01013		Finance	618	9.76	1.17%
PI Industries Ltd.	INE603J01030		Pesticides	617	9.45	1.13%
The Ramco Cements Ltd.	INE331A01037		Cement	1223	9.42	1.13%
Mahindra & Mahindra Financial Services Ltd.	INE774D01024		Finance	2686	9.22	1.10%
Bata India Ltd.	INE176A01028		Consumer Durables	554	9.14	1.09%
The Indian Hotels Company Ltd.	INE053A01029		Hotels, Resorts And Other Recreational Activities	6561	8.86	1.06%
LIC Housing Finance Ltd.	INE115A01026		Finance	2752	8.81	1.05%
Muthoot Finance Ltd.	INE414G01012		Finance	984	8.66	1.03%
IPCA Laboratories Ltd.	INE571A01020		Pharmaceuticals	625	8.51	1.02%
Godrej Properties Ltd.	INE484J01027		Construction	822	8.25	0.99%
Balkrishna Industries Ltd.	INE787D01026		Auto Ancillaries	743	8.15	0.97%
Rajesh Exports Ltd.	INE343B01030		Consumer Durables	1230	8.10	0.97%
Manappuram Finance Ltd.	INE522D01027		Finance	4969	8.09	0.97%
TVS Motor Company Ltd.	INE494B01023		Auto	1857	8.09	0.97%
Aarti Industries Ltd.	INE769A01020		Chemicals	812	7.93	0.95%
Supreme Industries Ltd.	INE195A01028		Industrial Products	580	7.65	0.91%
Atul Ltd.	INE100A01010		Chemicals	148	7.61	0.91%
Abbott India Ltd.	INE358A01014		Pharmaceuticals	48	7.55	0.90%
Tata Power Company Ltd.	INE245A01021		Power	15653	7.31	0.87%
Fortis Healthcare Ltd.	INE061F01013		Healthcare Services	4714	7.26	0.87%
Larsen & Toubro Infotech Ltd.	INE214T01019		Software	380	7.26	0.87%
Aditya Birla Fashion and Retail Ltd.	INE647O01011		Retailing	2874	7.23	0.86%
Bharat Electronics Ltd.	INE263A01024		Industrial Capital Goods	9694	7.17	0.86%
Mphasis Ltd.	INE356A01018		Software	819	7.14	0.85%
Astral Poly Technik Ltd.	INE006I01046		Industrial Products	601	6.88	0.82%
IDFC First Bank Ltd.	INE092T01019		Banks	18620	6.85	0.82%
Varun Beverages Ltd.	INE200M01013		Consumer Non Durables	842	6.85	0.82%
Exide Industries Ltd.	INE302A01020		Auto Ancillaries	4152	6.82	0.82%
Honeywell Automation India Ltd.	INE671A01010		Industrial Capital Goods	20	6.62	0.79%
AIA Engineering Ltd.	INE212H01026		Industrial Products	366	6.55	0.78%
Castrol India Ltd.	INE172A01027		Petroleum Products	4387	6.44	0.77%
Whirlpool of India Ltd.	INE716A01013		Consumer Durables	295	6.43	0.77%
Dalmia Bharat Ltd.	INE00R701025		Cement	810	6.34	0.76%
Cummins India Ltd.	INE298A01020		Industrial Products	1230	6.28	0.75%
Adani Transmission Ltd.	INE931S01010		Power	2488	6.27	0.75%
Sanofi India Ltd.	INE058A01010		Pharmaceuticals	86	6.27	0.75%
Kansai Nerolac Paints Ltd.	INE531A01024		Consumer Non Durables	1229	6.16	0.74%
Coromandel International Ltd.	INE169A01031		Fertilisers	984	6.06	0.72%
Pfizer Ltd.	INE182A01018		Pharmaceuticals	141	5.91	0.71%
Gujarat State Petronet Ltd.	INE246F01010		Gas	2604	5.87	0.70%
Jindal Steel & Power Ltd.	INE749A01030		Ferrous Metals	3599	5.54	0.66%
Oberoi Realty Ltd.	INE093I01010		Construction	1057	5.39	0.64%
Mahanagar Gas Ltd.	INE002S01010		Gas	518	5.21	0.62%
3M India Ltd.	INE470A01017		Commercial Services	25	5.14	0.61%
Glaxosmithkline Pharmaceuticals Ltd.	INE159A01016		Pharmaceuticals	387	5.05	0.60%
Natco Pharma Ltd.	INE987B01026		Pharmaceuticals	825	4.96	0.59%
Emami Ltd.	INE548C01032		Consumer Non Durables	1930	4.95	0.59%
Escorts Ltd.	INE042A01014		Auto	632	4.93	0.59%
The Phoenix Mills Ltd.	INE211B01039		Construction	573	4.91	0.59%
Amara Raja Batteries Ltd.	INE885A01032		Auto Ancillaries	741	4.73	0.57%
Future Retail Ltd.	INE752P01024		Retailing	1554	4.72	0.56%
Torrent Power Ltd.	INE813H01021		Power	1522	4.61	0.55%
Relaxo Footwears Ltd.	INE131B01039		Consumer Durables	658	4.58	0.55%
Cholamandalam Financial Holdings Ltd.	INE149A01033		Finance	870	4.46	0.53%
Apollo Tyres Ltd.	INE438A01022		Auto Ancillaries	3057	4.37	0.52%
Dr Lal Pathlabs Ltd.	INE600L01024		Healthcare Services	265	4.31	0.52%
Gujarat Gas Ltd.	INE844O01030		Gas	1556	4.30	0.51%
Gillette India Ltd.	INE322A01010		Consumer Non Durables	74	4.29	0.51%
Edelweiss Financial Services Ltd.	INE532F01054		Finance	4815	4.21	0.50%
Bayer Cropscience Ltd.	INE462A01022		Pesticides	95	4.16	0.50%
Reliance Nippon Life Asset Management Ltd.	INE298J01013		Finance	1056	4.12	0.49%
SKF India Ltd.	INE640A01023		Industrial Products	218	4.08	0.49%
Indiabulls Ventures Ltd.	INE274G01010		Finance	2346	3.99	0.48%
Sundram Fasteners Ltd.	INE387A01021		Auto Ancillaries	958	3.98	0.48%
GMR Infrastructure Ltd.	INE776C01039		Construction Project	19648	3.93	0.47%
CESC Ltd.	INE486A01013		Power	601	3.89	0.46%
L&T Technology Services Ltd.	INE010V01017		Software	240	3.89	0.46%
Aavas Financiers Ltd.	INE216P01012		Finance	202	3.80	0.45%
Glenmark Pharmaceuticals Ltd.	INE935A01035		Pharmaceuticals	1358	3.77	0.45%
Hexaware Technologies Ltd.	INE093A01033		Software	1033	3.71	0.44%

98		Sun TV Network Ltd.	INE424H01027		Media & Entertainment	891	3.70	0.44%	
99		Aditya Birla Capital Ltd.	INE674K01013		Finance	4606	3.57	0.43%	
100		Bharat Heavy Electricals Ltd.	INE257A01026		Industrial Capital Goods	11659	3.57	0.43%	
101		Jubilant Life Sciences Ltd.	INE700A01033		Pharmaceuticals	706	3.57	0.43%	
102		Mindtree Ltd.	INE018I01017		Software	372	3.51	0.42%	
103		CRISIL Ltd.	INE007A01025		Finance	225	3.42	0.41%	
104		Adani Gas Ltd.	INE399L01023		Gas	2488	3.34	0.40%	
105		Thermax Ltd.	INE152A01029		Industrial Capital Goods	362	3.34	0.40%	
106		Steel Authority Of India Ltd.	INE114A01011		Ferrous Metals	9341	3.32	0.40%	
107		Oil India Ltd.	INE274J01014		Oil	3055	3.30	0.39%	
108		Prestige Estates Projects Ltd.	INE811K01011		Construction	1129	3.28	0.39%	
109		Schaeffler India Ltd.	INE513A01014		Industrial Products	74	3.23	0.39%	
110		Ajanta Pharma Ltd.	INE031B01049		Pharmaceuticals	231	3.20	0.38%	
111		Shriram City Union Finance Ltd.	INE722A01011		Finance	224	3.20	0.38%	
112		Endurance Technologies Pvt. Ltd.	INE913H01037		Auto Ancillaries	325	3.19	0.38%	
113		Adani Power Ltd.	INE814H01011		Power	6627	3.13	0.37%	
114		Syngene International Ltd.	INE398R01022		Pharmaceuticals	1017	3.06	0.37%	
115		Godrej Industries Ltd.	INE233A01035		Consumer Non Durables	767	3.01	0.36%	
116		Wabco India Ltd.	INE342J01019		Auto Ancillaries	44	2.98	0.36%	
117		ICICI Securities Ltd.	INE763G01038		Finance	618	2.94	0.35%	
118		Alembic Pharmaceuticals Ltd.	INE901L01018		Pharmaceuticals	465	2.93	0.35%	
119		V-Guard Industries Ltd.	INE951I01027		Consumer Durables	1399	2.84	0.34%	
120		National Aluminium Company Ltd.	INE139A01034		Non - Ferrous Metals	8106	2.72	0.33%	
121		Solar Industries India Ltd.	INE343H01029		Chemicals	232	2.69	0.32%	
122		Canara Bank	INE476A01014		Banks	1867	2.68	0.32%	
123		Hatsun Agro Product Ltd.	INE473B01035		Consumer Non Durables	364	2.51	0.30%	
124		Polycab India Ltd.	INE455K01017		Industrial Products	230	2.44	0.29%	
125		Vinati Organics Ltd.	INE410B01037		Chemicals	248	2.33	0.28%	
126		Motilal Oswal Financial Services Ltd.	INE338I01027		Finance	310	2.31	0.28%	
127		JSW Energy Ltd	INE121E01018		Power	3716	2.13	0.25%	
128		EIH Ltd.	INE230A01023		Hotels, Resorts And Other Recreational Activities	1605	2.12	0.25%	
129		Ttk Prestige Ltd.	INE690A01010		Consumer Durables	37	2.11	0.25%	
130		Hindustan Aeronautics Ltd.	INE066F01012		Aerospace & Defense	304	2.09	0.25%	
131		Symphony Ltd	INE225D01027		Consumer Durables	161	2.05	0.24%	
132		PNB Housing Finance Ltd.	INE572E01012		Finance	536	1.93	0.23%	
133		Engineers India Ltd.	INE510A01028		Construction Project	2744	1.92	0.23%	
134		Quess Corp Ltd.	INE615P01015		Services	374	1.92	0.23%	
135		Bombay Burmah Trading Corporation Ltd.	INE050A01025		Consumer Non Durables	169	1.81	0.22%	
136		Sterlite Technologies Ltd.	INE089C01029		Telecom - Equipment & Accessories	1684	1.55	0.19%	
137		KRBL Ltd.	INE001B01026		Consumer Non Durables	597	1.49	0.18%	
138		Blue Dart Express Ltd.	INE233B01017		Transportation	54	1.48	0.18%	
139		NBCC (India) Ltd.	INE095N01031		Construction	5539	1.46	0.17%	
140		Graphite India Ltd.	INE371A01025		Industrial Products	626	1.40	0.17%	
141		Bank Of India	INE084A01016		Banks	2667	1.36	0.16%	
142		Mahindra CIE Automotive Ltd.	INE536H01010		Industrial Products	1004	1.33	0.16%	
143		Godrej Agrovet Ltd.	INE850D01014		Consumer Non Durables	283	1.32	0.16%	
144		Union Bank Of India	INE692A01016		Banks	3404	1.26	0.15%	
145		HEG Ltd.	INE545A01016		Industrial Products	140	1.23	0.15%	
146		NLC India Ltd.	INE589A01014		Power	2008	1.20	0.14%	
147		Eris Lifesciences Ltd.	INE406M01024		Pharmaceuticals	261	1.13	0.14%	
148		SJVN Ltd.	INE002L01015		Power	4267	0.99	0.12%	
149		Future Consumer Ltd.	INE220J01025		Retailing	6083	0.75	0.09%	
150		Varroc Engineering Ltd.	INE665L01035		Auto Ancillaries	183	0.69	0.08%	
151		Mangalore Refinery and Petrochemicals Ltd.	INE103A01014		Petroleum Products	1744	0.66	0.08%	
152		Indian Bank	INE562A01011		Banks	829	0.61	0.07%	
153		IDBI Bank Ltd.	INE008A01015		Banks	1885	0.58	0.07%	
154		Housing & Urban Development Corporation Ltd.	INE031A01017		Finance	1820	0.54	0.06%	
155		Central Bank Of India	INE483A01010		Banks	3105	0.48	0.06%	
156		Indian Overseas Bank	INE565A01014		Banks	4551	0.40	0.05%	
157		UCO Bank	INE691A01018		Banks	3122	0.39	0.05%	
158									
159		**Unlisted**					**Nil**	**Nil**	
160									
161		**Debt Instruments**					**Nil**	**Nil**	
162									
163		**Listed / Awaiting Listing On Stock Exchanges**					**Nil**	**Nil**	
164									
165		**Privately Placed/unlisted**					**Nil**	**Nil**	
166									
167		**Securitized Debt Instruments**					**Nil**	**Nil**	
168									
169		**Term Deposits**					**Nil**	**Nil**	
170									
171		**Deposits (maturity not exceeding 91 days)**					**Nil**	**Nil**	
172									
173		**Deposits (Placed as Margin)**					**Nil**	**Nil**	
174									
175		**Money Market Instruments**					**Nil**	**Nil**	
176									
177		**CPs and CDs**					**Nil**	**Nil**	
178									
179		**Treasury Bills**					**Nil**	**Nil**	
180									
181		**TREPS**					**19.19**	**2.29%**	
182									
183		**Units of Real Estate Investment Trust (REITs)**					**Nil**	**Nil**	
184									
185		**Net Current Assets**					**0.77**	**0.09%**	
186		**Total Net Assets**					**836.78**	**100.00%**	
187									
188									
189		Non-Convertible debentures / Bonds & Zero Coupon Bonds / Deep Discount Bonds are considered as Traded based on the information provided by external agencies.							
190		Net Current Assets is adjusted to the extent of short derivatives positions, if any.							
191		For the Instrument/security whose final ISIN is yet to be assigned, disclosure of ISIN has been made as per the details provided by external agencies.							

ICICI Prudential Mutual Fund

ICICI Prudential Manufacture in India Fund

Portfolio as on Feb 29,2020

Company/Issuer/Instrument Name	ISIN	Coupon	Industry/Rating	Quantity	Exposure/Market Value(Rs.Lakh)	% to Nav
Equity & Equity Related Instruments					**72127.44**	**91.58%**
Listed / Awaiting Listing On Stock Exchanges					**72127.44**	**91.58%**
Bharat Petroleum Corporation Ltd.	INE029A01011		Petroleum Products	1176091	5014.26	6.37%
Reliance Industries Ltd.	INE002A01018		Petroleum Products	342413	4549.47	5.78%
Hindalco Industries Ltd.	INE038A01020		Non - Ferrous Metals	2737189	4267.28	5.42%
NTPC Ltd.	INE733E01010		Power	3624641	3862.05	4.90%
Indian Oil Corporation Ltd.	INE242A01010		Petroleum Products	3024913	3198.85	4.06%
Cummins India Ltd.	INE298A01020		Industrial Products	579781	2962.39	3.76%
Larsen & Toubro Ltd.	INE018A01030		Construction Project	223632	2655.74	3.37%
Cipla Ltd.	INE059A01026		Pharmaceuticals	659998	2653.85	3.37%
UPL Ltd.	INE628A01036		Pesticides	503908	2618.81	3.32%
Sun Pharmaceutical Industries Ltd.	INE044A01036		Pharmaceuticals	684682	2553.18	3.24%
Tata Chemicals Ltd.	INE092A01019		Chemicals	343311	2451.24	3.11%
Apollo Tyres Ltd.	INE438A01022		Auto Ancillaries	1555449	2221.18	2.82%
Hindustan Aeronautics Ltd.	INE066F01012		Aerospace & Defense	321602	2206.35	2.80%
Mahindra & Mahindra Ltd.	INE101A01026		Auto	459866	2101.82	2.67%
Ultratech Cement Ltd.	INE481G01011		Cement	48959	2065.87	2.62%
Nestle India Ltd.	INE239A01016		Consumer Non Durables	13045	2058.35	2.61%
National Aluminium Company Ltd.	INE139A01034		Non - Ferrous Metals	5988922	2006.29	2.55%
Vedanta Ltd.	INE205A01025		Non - Ferrous Metals	1613413	1839.29	2.34%
Grasim Industries Ltd.	INE047A01021		Cement	253534	1742.29	2.21%
ITC Ltd.	INE154A01025		Consumer Non Durables	824627	1629.05	2.07%
United Breweries Ltd.	INE686F01025		Consumer Non Durables	128631	1602.29	2.03%
Vardhman Textiles Ltd.	INE825A01012		Textiles - Cotton	148447	1566.41	1.99%
Atul Ltd.	INE100A01010		Chemicals	28121	1446.45	1.84%
TVS Motor Company Ltd.	INE494B01023		Auto	327000	1424.74	1.81%
Siemens Ltd.	INE003A01024		Industrial Capital Goods	106847	1393.02	1.77%
JK Cement Ltd.	INE823G01014		Cement	99205	1376.52	1.75%
Triveni Turbine Ltd.	INE152M01016		Industrial Capital Goods	1437677	1367.23	1.74%
Bharat Heavy Electricals Ltd.	INE257A01026		Industrial Capital Goods	4222378	1292.05	1.64%
Maruti Suzuki India Ltd.	INE585B01010		Auto	19827	1245.75	1.58%
Interglobe Aviation Ltd.	INE646L01027		Transportation	89000	1157.04	1.47%
Tata Metaliks Ltd.	INE056C01010		Ferrous Metals	138481	831.09	1.06%
Voltas Ltd.	INE226A01021		Consumer Durables	117392	796.80	1.01%
Hindustan Petroleum Corporation Ltd.	INE094A01015		Petroleum Products	393544	777.45	0.99%
Carborundum Universal Ltd.	INE120A01034		Industrial Products	195807	636.86	0.81%
Sanofi India Ltd.	INE058A01010		Pharmaceuticals	6949	506.80	0.64%
Hindustan Zinc Ltd.	INE267A01025		Non - Ferrous Metals	269055	463.45	0.59%
Tata Steel Ltd.	INE081A01012		Ferrous Metals	121224	462.77	0.59%
Mayur Uniquoters Ltd.	INE040D01038		Textile Products	180000	457.65	0.58%
Amara Raja Batteries Ltd.	INE885A01032		Auto Ancillaries	68071	434.09	0.55%
Tamil Nadu Newsprint & Papers Ltd.	INE107A01015		Paper	220035	357.45	0.45%
Schaeffler India Ltd.	INE513A01014		Industrial Products	6000	261.95	0.33%
Tata Motors Ltd. - DVR	IN9155A01020		Auto	343730	190.77	0.24%
Heidleberg Cement India Ltd.	INE578A01017		Cement	77701	156.10	0.20%
Himatsingka Seide Ltd.	INE049A01027		Textile Products	145891	142.39	0.18%
ACC Ltd.	INE012A01025		Cement	6095	80.51	0.10%
Coromandel International Ltd.	INE169A01031		Fertilisers	374	2.30	^
Nifty 50 Index $$			Index Futures/Options	-26550	-2960.10	-3.76%
Unlisted					**Nil**	**Nil**
Debt Instruments					**Nil**	**Nil**
Listed / Awaiting Listing On Stock Exchanges					**Nil**	**Nil**
Privately Placed/unlisted					**Nil**	**Nil**
Securitized Debt Instruments					**Nil**	**Nil**
Term Deposits					**525.00**	**0.67%**
Deposits (maturity not exceeding 91 days)					**Nil**	**Nil**
Deposits (Placed as Margin)					**525.00**	**0.67%**
HDFC Bank Ltd. - 16 Mar 2020 (Duration - 91 Days)					525.00	0.67%
Money Market Instruments					**Nil**	**Nil**
CPs and CDs					**Nil**	**Nil**
Treasury Bills					**Nil**	**Nil**
TREPS					**3734.51**	**4.74%**
Units of Real Estate Investment Trust (REITs)					**Nil**	**Nil**

	A	B	C	D	E	F	G	H	I
83		**Others**					**33.51**	**0.04%**	
84		Cash Margin - Derivatives					33.51	0.04%	
85									
86		**Net Current Assets**					**2341.97**	**2.97%**	
87		**Total Net Assets**					**78762.44**	**100.00%**	
88									
89									
90		Non-Convertible debentures / Bonds & Zero Coupon Bonds / Deep Discount Bonds are considered as Traded based on the information provided by external agencies.							
91		$$ - Derivatives.							
92		^ Value Less than 0.01% of NAV in absolute terms.							
93		Net Current Assets is adjusted to the extent of short derivatives positions, if any.							
94		For the Instrument/security whose final ISIN is yet to be assigned, disclosure of ISIN has been made as per the details provided by external agencies.							

ICICI Prudential Mutual Fund

ICICI Prudential Midcap Select ETF

Portfolio as on Feb 29,2020

Company/Issuer/Instrument Name	ISIN	Coupon	Industry/Rating	Quantity	Exposure/Market Value(Rs.Lakh)	% to Nav
Equity & Equity Related Instruments					**2809.60**	**99.65%**
Listed / Awaiting Listing On Stock Exchanges					**2809.60**	**99.65%**
Divi's Laboratories Ltd.	INE361B01024		Pharmaceuticals	9770	205.76	7.30%
Shriram Transport Finance Company Ltd.	INE721A01013		Finance	12836	153.77	5.45%
Info Edge (India) Ltd.	INE663F01024		Software	5291	137.51	4.88%
Colgate - Palmolive (India) Ltd.	INE259A01022		Consumer Non Durables	10184	130.86	4.64%
The Federal Bank Ltd.	INE171A01029		Banks	151937	130.44	4.63%
Voltas Ltd.	INE226A01021		Consumer Durables	17407	118.18	4.19%
Indraprastha Gas Ltd.	INE203G01027		Gas	26716	118.15	4.19%
Apollo Hospitals Enterprise Ltd.	INE437A01024		Healthcare Services	6859	118.13	4.19%
Tata Consumer Products Ltd.	INE192A01025		Consumer Non Durables	31815	110.05	3.90%
Container Corporation Of India Ltd.	INE111A01025		Transportation	20924	106.69	3.78%
MRF Ltd.	INE883A01011		Auto Ancillaries	158	104.73	3.71%
Page Industries Ltd.	INE761H01022		Textile Products	442	97.93	3.47%
Biocon Ltd.	INE376G01013		Pharmaceuticals	33948	97.41	3.45%
Tata Chemicals Ltd.	INE092A01019		Chemicals	13479	96.02	3.41%
Crompton Greaves Consumer Electricals Ltd.	INE299U01018		Consumer Durables	31550	87.85	3.12%
RBL Bank Ltd.	INE976G01028		Banks	30141	87.63	3.11%
Cholamandalam Investment And Finance Company Ltd.	INE121A01024		Finance	28064	85.99	3.05%
Bharat Forge Ltd.	INE465A01025		Industrial Products	19185	83.56	2.96%
Mahindra & Mahindra Financial Services Ltd.	INE774D01024		Finance	22642	78.22	2.77%
The Ramco Cements Ltd.	INE331A01037		Cement	9745	74.77	2.65%
The Indian Hotels Company Ltd.	INE053A01029		Hotels, Resorts And Other Recreational Activities	55343	74.69	2.65%
LIC Housing Finance Ltd.	INE115A01026		Finance	23176	74.29	2.63%
Rajesh Exports Ltd.	INE343B01030		Consumer Durables	10386	68.35	2.42%
TVS Motor Company Ltd.	INE494B01023		Auto	15213	66.26	2.35%
Tata Power Company Ltd.	INE245A01021		Power	138365	64.55	2.29%
IDFC First Bank Ltd.	INE092T01019		Banks	161015	59.25	2.10%
Exide Industries Ltd.	INE302A01020		Auto Ancillaries	35067	57.77	2.05%
Cummins India Ltd.	INE298A01020		Industrial Products	10387	53.09	1.88%
Edelweiss Financial Services Ltd.	INE532F01054		Finance	41136	35.93	1.27%
Glenmark Pharmaceuticals Ltd.	INE935A01035		Pharmaceuticals	11441	31.77	1.13%
Unlisted					**Nil**	**Nil**
Debt Instruments					**Nil**	**Nil**
Listed / Awaiting Listing On Stock Exchanges					**Nil**	**Nil**
Privately Placed/unlisted					**Nil**	**Nil**
Securitized Debt Instruments					**Nil**	**Nil**
Term Deposits					**Nil**	**Nil**
Deposits (maturity not exceeding 91 days)					**Nil**	**Nil**
Deposits (Placed as Margin)					**Nil**	**Nil**
Money Market Instruments					**Nil**	**Nil**
CPs and CDs					**Nil**	**Nil**
Treasury Bills					**Nil**	**Nil**
TREPS					**4.29**	**0.15%**
Units of Real Estate Investment Trust (REITs)					**Nil**	**Nil**
Net Current Assets					**5.67**	**0.20%**
Total Net Assets					**2819.56**	**100.00%**

Non-Convertible debentures / Bonds & Zero Coupon Bonds / Deep Discount Bonds are considered as Traded based on the information provided by external agencies.

Net Current Assets is adjusted to the extent of short derivatives positions, if any.

For the Instrument/security whose final ISIN is yet to be assigned, disclosure of ISIN has been made as per the details provided by external agencies.

Equity & Equity Related Instruments							
Listed / Awaiting Listing On Stock Exchanges							
Equity shares							
Maruti Suzuki India Ltd.	INE585B01010						
Infosys Ltd.	INE009A01021						
Bharti Airtel Ltd.	INE397D01024						
Tech Mahindra Ltd.	INE669C01036						
United Breweries Ltd.	INE686F01025						
Nestle India Ltd.	INE239A01016						
Vedanta Ltd.	INE205A01025						
Colgate - Palmolive (India) Ltd.	INE259A01022						
Sanofi India Ltd.	INE058A01010						
Wipro Ltd.	INE075A01022						
Nifty 50 Index $$							
Cummins India Ltd.	INE298A01020						
HCL Technologies Ltd.	INE860A01027						
Hindalco Industries Ltd.	INE038A01020						
Oracle Financial Services Software Ltd.	INE881D01027						
Ambuja Cements Ltd.	INE079A01024						
Apollo Tyres Ltd.	INE438A01022						
Interglobe Aviation Ltd.	INE646L01027						
				Software	229000	972.22	1.63%
				Pharmaceuticals	311857	936.82	1.58%
				Industrial Products	138802	812.55	1.37%
				Healthcare Services	486116	748.86	1.26%
				Consumer Non Durables	10700	620.19	1.04%
				Chemicals	86414	617.00	1.04%
				Industrial Capital Goods	46197	602.29	1.01%
				Pesticides	104062	540.81	0.91%
				Software	26667	533.38	0.90%
				Auto Ancillaries	485003	502.71	0.85%
				Pharmaceuticals	31235	407.93	0.69%
				Software	42607	371.34	0.62%
				Non - Ferrous Metals	192542	331.65	0.56%
				Industrial Products	69675	303.36	0.51%
				Industrial Products	31460	298.63	0.50%
				Consumer Non Durables	130000	256.82	0.43%
				Pesticides	12600	192.94	0.32%
				Industrial Products	4051	176.86	0.30%
				Ferrous Metals	38000	145.07	0.24%
				Auto	191000	106.01	0.18%
				Cement	52299	105.07	0.18%
				Consumer Durables	4520	98.49	0.17%
				Industrial Capital Goods	8273	7.87	0.01%
				Industrial Products	1167	2.66	^
Nestle India Ltd. $$							
Foreign Securities/Overseas ETFs							
Amazon com	US0231351067						
Lyondellbasell Indu-CL A	NL0009434992						
Philip Morris Intl Inc	US7181721090						
Unlisted							
Debt Instruments						**Nil**	**Nil**
						Nil	**Nil**
						Nil	**Nil**
						Nil	**Nil**
Term Deposits							
Deposits (maturity not exceeding 91 days)							
Deposits (Placed as Margin)							
						Nil	**Nil**

83		**TREPS**					**5107.42**	**8.59%**	
84									
85		**Units of Real Estate Investment Trust (REITs)**					**Nil**	**Nil**	
86									
87		**Others**					**127.66**	**0.21%**	
88		Cash Margin - Derivatives					127.66	0.21%	
89									
90		**Net Current Assets**					**2297.78**	**3.86%**	
91		**Total Net Assets**					**59475.72**	**100.00%**	
92									
93									
94		Non-Convertible debentures / Bonds & Zero Coupon Bonds / Deep Discount Bonds are considered as Traded based on the information provided by external agencies.							
95		$$ - Derivatives.							
96		^ Value Less than 0.01% of NAV in absolute terms.							
97		Net Current Assets is adjusted to the extent of short derivatives positions, if any.							
98									
99		Industry classification is done as per Global Industry Classification Standard (GICS) by MSCI and Standard & Poor's for Foreign Equity							
100									
101		Disclaimer for Global Industry Classification Standard ("GICS"): The Global Industry Classification Standard ("GICS") was developed by and is the exclusive property and a service mark of MSCI Inc. ("MSCI") and Standard & Poor's Financial Services LLC ("S&P") and is licensed for use by ICICI Prudential Asset Management Company Ltd. Neither MSCI, S&P nor any other party involved in making or compiling the GICS or any GICS classifications makes any express or implied warranties or representations with respect to such standard or classification (or the results to be obtained by the use thereof), and all such parties hereby expressly disclaim all warranties of originality, accuracy, completeness, merchantability and fitness for a particular purpose with respect to any of such standard or classification. Without limiting any of the foregoing, in no event shall MSCI, S&P, any of their affiliates or any third party involved in making or compiling the GICS or any GICS classifications have any liability for any direct, indirect, special, punitive, consequential or any other damages (including lost profits) even if notified of the possibility of such damages.							
102									
103									
104									
105									
106									
107									
108		For the Instrument/security whose final ISIN is yet to be assigned, disclosure of ISIN has been made as per the details provided by external agencies.							

	A	B	C	D	E	F	G	H	I
89		Non-Convertible debentures / Bonds & Zero Coupon Bonds / Deep Discount Bonds are considered as Traded based on the information provided by external agencies.							
90		Net Current Assets is adjusted to the extent of short derivatives positions, if any.							
91		For the Instrument/security whose final ISIN is yet to be assigned, disclosure of ISIN has been made as per the details provided by external agencies.							

ICICI Prudential Mutual Fund

ICICI Prudential Nifty Next 50 Index Fund

Portfolio as on Feb 29,2020

Company/Issuer/Instrument Name	ISIN	Coupon	Industry/Rating	Quantity	Exposure/Market Value(Rs.Lakh)	% to Nav
Equity & Equity Related Instruments					**64467.36**	**99.29%**
Listed / Awaiting Listing On Stock Exchanges					**64467.36**	**99.29%**
Avenue Supermarts Ltd.	INE192R01011		Retailing	129830	3017.18	4.65%
SBI Life Insurance Company Ltd.	INE123W01016		Finance	324553	2889.82	4.45%
HDFC Standard Life Insurance Company Ltd.	INE795G01014		Finance	518330	2820.23	4.34%
Shree Cements Ltd.	INE070A01015		Cement	11741	2661.80	4.10%
Dabur India Ltd.	INE016A01026		Consumer Non Durables	498398	2472.55	3.81%
Divi's Laboratories Ltd.	INE361B01024		Pharmaceuticals	112861	2377.92	3.66%
ICICI Lombard General Insurance Company Ltd.	INE765G01017		Finance	174178	2153.97	3.32%
Pidilite Industries Ltd.	INE318A01026		Chemicals	135275	2046.85	3.15%
Godrej Consumer Products Ltd.	INE102D01028		Consumer Non Durables	328838	1843.14	2.84%
United Spirits Ltd.	INE854D01024		Consumer Non Durables	258756	1775.97	2.74%
Shriram Transport Finance Company Ltd.	INE721A01013		Finance	148021	1770.78	2.73%
Petronet LNG Ltd.	INE347G01014		Gas	653023	1603.82	2.47%
Bajaj Holdings & Investment Ltd.	INE118A01012		Finance	45153	1529.17	2.36%
Colgate - Palmolive (India) Ltd.	INE259A01022		Consumer Non Durables	116185	1493.44	2.30%
ICICI Prudential Life Insurance Company Ltd.	INE726G01019		Finance	312187	1471.65	2.27%
Bandhan Bank Ltd.	INE545U01014		Banks	369150	1415.69	2.18%
Marico Ltd.	INE196A01026		Consumer Non Durables	461463	1378.62	2.12%
Lupin Ltd.	INE326A01037		Pharmaceuticals	209901	1343.37	2.07%
Havells India Ltd.	INE176B01034		Consumer Durables	218115	1337.15	2.06%
Piramal Enterprises Ltd.	INE140A01024		Pharmaceuticals	100223	1309.46	2.02%
Ambuja Cements Ltd.	INE079A01024		Cement	638085	1308.39	2.02%
Hindustan Petroleum Corporation Ltd.	INE094A01015		Petroleum Products	648591	1281.29	1.97%
United Breweries Ltd.	INE686F01025		Consumer Non Durables	100038	1246.12	1.92%
Aurobindo Pharma Ltd.	INE406A01037		Pharmaceuticals	244913	1238.04	1.91%
Container Corporation Of India Ltd.	INE111A01025		Transportation	238649	1216.27	1.87%
Berger Paints India Ltd.	INE463A01038		Consumer Non Durables	211769	1199.78	1.85%
HDFC Asset Management Company Ltd.	INE127D01025		Finance	37312	1172.12	1.81%
Page Industries Ltd.	INE761H01022		Textile Products	5163	1143.41	1.76%
Biocon Ltd.	INE376G01013		Pharmaceuticals	392513	1126.12	1.73%
Motherson Sumi Systems Ltd.	INE775A01035		Auto Ancillaries	1060202	1098.90	1.69%
DLF Ltd.	INE271C01023		Construction	542577	1094.38	1.69%
Interglobe Aviation Ltd.	INE646L01027		Transportation	82373	1070.89	1.65%
Siemens Ltd.	INE003A01024		Industrial Capital Goods	77563	1011.23	1.56%
Power Finance Corporation Ltd.	INE134E01011		Finance	916862	1003.51	1.55%
ACC Ltd.	INE012A01025		Cement	73843	975.36	1.50%
Procter & Gamble Hygiene and Health Care Ltd.	INE179A01014		Consumer Non Durables	8472	943.54	1.45%
Bosch Ltd.	INE323A01026		Auto Ancillaries	7161	868.52	1.34%
Ashok Leyland Ltd.	INE208A01029		Auto	1200998	839.50	1.29%
Bank Of Baroda	INE028A01039		Banks	1074209	819.62	1.26%
Indiabulls Housing Finance Ltd.	INE148I01020		Finance	269617	754.52	1.16%
NMDC Ltd.	INE584A01023		Minerals/Mining	762869	695.74	1.07%
Cadila Healthcare Ltd.	INE010B01027		Pharmaceuticals	225324	585.96	0.90%
Oracle Financial Services Software Ltd.	INE881D01027		Software	20398	540.22	0.83%
L&T Finance Holdings Ltd.	INE498L01015		Finance	502028	501.78	0.77%
NHPC Ltd.	INE848E01016		Power	2039156	420.07	0.65%
Punjab National Bank	INE160A01022		Banks	880825	396.81	0.61%
Hindustan Zinc Ltd.	INE267A01025		Non - Ferrous Metals	223838	385.56	0.59%
General Insurance Corporation of India	INE481Y01014		Finance	203832	333.67	0.51%
Vodafone Idea Ltd.	INE669E01016		Telecom - Services	6466093	248.94	0.38%
The New India Assurance Company Ltd.	INE470Y01017		Finance	214275	234.52	0.36%
Unlisted					**Nil**	**Nil**
Debt Instruments					**Nil**	**Nil**
Listed / Awaiting Listing On Stock Exchanges					**Nil**	**Nil**
Privately Placed/unlisted					**Nil**	**Nil**
Securitized Debt Instruments					**Nil**	**Nil**
Term Deposits					**Nil**	**Nil**
Deposits (maturity not exceeding 91 days)					**Nil**	**Nil**
Deposits (Placed as Margin)					**Nil**	**Nil**
Money Market Instruments					**Nil**	**Nil**
CPs and CDs					**Nil**	**Nil**
Treasury Bills					**Nil**	**Nil**
TREPS					**539.63**	**0.83%**

	A	B	C	D	E	F	G	H	I
83		**Units of Real Estate Investment Trust (REITs)**					**Nil**	**Nil**	
84									
85		**Net Current Assets**					**-79.91**	**-0.12%**	
86		**Total Net Assets**					**64927.08**	**100.00%**	
87									
88									
89		Non-Convertible debentures / Bonds & Zero Coupon Bonds / Deep Discount Bonds are considered as Traded based on the information provided by external agencies.							
90		Net Current Assets is adjusted to the extent of short derivatives positions, if any.							
91		For the Instrument/security whose final ISIN is yet to be assigned, disclosure of ISIN has been made as per the details provided by external agencies.							

Company/Issuer/Instrument Name	ISIN	Coupon	Industry/Rating	Quantity	Exposure/Market Value(Rs.Lakh)	% to Nav
Equity & Equity Related Instruments					**3843.70**	**99.58%**
Listed / Awaiting Listing On Stock Exchanges					**3843.70**	**99.58%**
Avenue Supermarts Ltd.	INE192R01011		Retailing	8052	187.12	4.85%
SBI Life Insurance Company Ltd.	INE123W01016		Finance	19478	173.43	4.49%
HDFC Standard Life Insurance Company Ltd.	INE795G01014		Finance	30221	164.43	4.26%
Shree Cements Ltd.	INE070A01015		Cement	682	154.62	4.01%
Dabur India Ltd.	INE016A01026		Consumer Non Durables	29914	148.40	3.84%
Divi's Laboratories Ltd.	INE361B01024		Pharmaceuticals	6676	140.66	3.64%
ICICI Lombard General Insurance Company Ltd.	INE765G01017		Finance	10465	129.42	3.35%
Pidilite Industries Ltd.	INE318A01026		Chemicals	8040	121.65	3.15%
United Spirits Ltd.	INE854D01024		Consumer Non Durables	16069	110.29	2.86%
Godrej Consumer Products Ltd.	INE102D01028		Consumer Non Durables	19197	107.60	2.79%
Shriram Transport Finance Company Ltd.	INE721A01013		Finance	8460	101.21	2.62%
Petronet LNG Ltd.	INE347G01014		Gas	37796	92.83	2.41%
Bajaj Holdings & Investment Ltd.	INE118A01012		Finance	2716	91.98	2.38%
Colgate - Palmolive (India) Ltd.	INE259A01022		Consumer Non Durables	7016	90.18	2.34%
ICICI Prudential Life Insurance Company Ltd.	INE726G01019		Finance	18703	88.17	2.28%
Bandhan Bank Ltd.	INE545U01014		Banks	22234	85.27	2.21%
Piramal Enterprises Ltd.	INE140A01024		Pharmaceuticals	6210	81.14	2.10%
Marico Ltd.	INE196A01026		Consumer Non Durables	27139	81.08	2.10%
Lupin Ltd.	INE326A01037		Pharmaceuticals	12610	80.70	2.09%
Havells India Ltd.	INE176B01034		Consumer Durables	13104	80.33	2.08%
Ambuja Cements Ltd.	INE079A01024		Cement	38234	78.40	2.03%
Hindustan Petroleum Corporation Ltd.	INE094A01015		Petroleum Products	38917	76.88	1.99%
Aurobindo Pharma Ltd.	INE406A01037		Pharmaceuticals	14723	74.42	1.93%
Container Corporation Of India Ltd.	INE111A01025		Transportation	14345	73.11	1.89%
United Breweries Ltd.	INE686F01025		Consumer Non Durables	5816	72.45	1.88%
Berger Paints India Ltd.	INE463A01038		Consumer Non Durables	12745	72.21	1.87%
HDFC Asset Management Company Ltd.	INE127D01025		Finance	2205	69.27	1.79%
Biocon Ltd.	INE376G01013		Pharmaceuticals	23553	67.57	1.75%
Page Industries Ltd.	INE761H01022		Textile Products	305	67.55	1.75%
Interglobe Aviation Ltd.	INE646L01027		Transportation	5088	66.15	1.71%
DLF Ltd.	INE271C01023		Construction	32548	65.65	1.70%

	A	B	C	D	E	F	G	H	I
83		**Units of Real Estate Investment Trust (REITs)**					**Nil**	**Nil**	
84									
85		**Net Current Assets**					**1.98**	**0.05%**	
86		**Total Net Assets**					**3859.73**	**100.00%**	
87									
88									
89		Non-Convertible debentures / Bonds & Zero Coupon Bonds / Deep Discount Bonds are considered as Traded based on the information provided by external agencies.							
90		Net Current Assets is adjusted to the extent of short derivatives positions, if any.							
91		For the Instrument/security whose final ISIN is yet to be assigned, disclosure of ISIN has been made as per the details provided by external agencies.							

ICICI Prudential Mutual Fund

ICICI Prudential NV20 ETF

Portfolio as on Feb 29,2020

Company/Issuer/Instrument Name	ISIN	Coupon	Industry/Rating	Quantity	Exposure/Market Value(Rs.Lakh)	% to Nav
Equity & Equity Related Instruments					**1176.57**	**99.46%**
Listed / Awaiting Listing On Stock Exchanges					**1176.57**	**99.46%**
Infosys Ltd.	INE009A01021		Software	26093	190.92	16.14%
Hindustan Unilever Ltd.	INE030A01027		Consumer Non Durables	8506	184.98	15.64%
Tata Consultancy Services Ltd.	INE467B01029		Software	8327	166.55	14.08%
HCL Technologies Ltd.	INE860A01027		Software	12906	68.96	5.83%
NTPC Ltd.	INE733E01010		Power	52637	56.08	4.74%
Tech Mahindra Ltd.	INE669C01036		Software	7364	54.82	4.63%
Power Grid Corporation Of India Ltd.	INE752E01010		Power	27715	50.30	4.25%
Bajaj Auto Ltd.	INE917I01010		Auto	1567	45.29	3.83%
Bharat Petroleum Corporation Ltd.	INE029A01011		Petroleum Products	9476	40.40	3.42%
Wipro Ltd.	INE075A01022		Software	17562	38.89	3.29%
Coal India Ltd.	INE522F01014		Minerals/Mining	22395	37.71	3.19%
Oil & Natural Gas Corporation Ltd.	INE213A01029		Oil	40071	36.85	3.12%
Tata Steel Ltd.	INE081A01012		Ferrous Metals	9106	34.76	2.94%
Hero Motocorp Ltd.	INE158A01026		Auto	1566	32.13	2.72%
Indian Oil Corporation Ltd.	INE242A01010		Petroleum Products	29722	31.43	2.66%
JSW Steel Ltd.	INE019A01038		Ferrous Metals	12253	28.88	2.44%
Vedanta Ltd.	INE205A01025		Non - Ferrous Metals	22115	25.21	2.13%
GAIL (India) Ltd.	INE129A01019		Gas	21735	22.69	1.92%
Zee Entertainment Enterprises Ltd.	INE256A01028		Media & Entertainment	8780	21.01	1.78%
Yes Bank Ltd.	INE528G01027		Banks	25186	8.71	0.74%
Unlisted					**Nil**	**Nil**
Debt Instruments					**Nil**	**Nil**
Listed / Awaiting Listing On Stock Exchanges					**Nil**	**Nil**
Privately Placed/unlisted					**Nil**	**Nil**
Securitized Debt Instruments					**Nil**	**Nil**
Term Deposits					**Nil**	**Nil**
Deposits (maturity not exceeding 91 days)					**Nil**	**Nil**
Deposits (Placed as Margin)					**Nil**	**Nil**
Money Market Instruments					**Nil**	**Nil**
CPs and CDs					**Nil**	**Nil**
Treasury Bills					**Nil**	**Nil**
TREPS					**4.29**	**0.36%**
Units of Real Estate Investment Trust (REITs)					**Nil**	**Nil**
Net Current Assets					**2.12**	**0.18%**
Total Net Assets					**1182.98**	**100.00%**

Non-Convertible debentures / Bonds & Zero Coupon Bonds / Deep Discount Bonds are considered as Traded based on the information provided by external agencies.

Net Current Assets is adjusted to the extent of short derivatives positions, if any.

For the Instrument/security whose final ISIN is yet to be assigned, disclosure of ISIN has been made as per the details provided by external agencies.

ICICI Prudential Mutual Fund

ICICI Prudential Nifty Low Vol 30 ETF

Portfolio as on Feb 29,2020

Company/Issuer/Instrument Name	ISIN	Coupon	Industry/Rating	Quantity	Exposure/Market Value(Rs.Lakh)	% to Nav
Equity & Equity Related Instruments					**7763.57**	**99.77%**
Listed / Awaiting Listing On Stock Exchanges					**7763.57**	**99.77%**
Hindustan Unilever Ltd.	INE030A01027		Consumer Non Durables	18528	402.94	5.18%
Nestle India Ltd.	INE239A01016		Consumer Non Durables	2182	344.29	4.42%
HDFC Bank Ltd.	INE040A01034		Banks	26985	317.79	4.08%
Power Grid Corporation Of India Ltd.	INE752E01010		Power	167678	304.34	3.91%
Asian Paints Ltd.	INE021A01026		Consumer Non Durables	16675	299.81	3.85%
Tech Mahindra Ltd.	INE669C01036		Software	38540	286.89	3.69%
HCL Technologies Ltd.	INE860A01027		Software	53322	284.93	3.66%
Pidilite Industries Ltd.	INE318A01026		Chemicals	18408	278.53	3.58%
Tata Consultancy Services Ltd.	INE467B01029		Software	13923	278.48	3.58%
Bajaj Auto Ltd.	INE917I01010		Auto	9494	274.38	3.53%
ITC Ltd.	INE154A01025		Consumer Non Durables	137038	270.72	3.48%
Dabur India Ltd.	INE016A01026		Consumer Non Durables	54557	270.66	3.48%
Wipro Ltd.	INE075A01022		Software	121390	268.82	3.45%
Kotak Mahindra Bank Ltd.	INE237A01028		Banks	16215	262.74	3.38%
HDFC Ltd.	INE001A01036		Finance	12053	262.24	3.37%
Cipla Ltd.	INE059A01026		Pharmaceuticals	64920	261.04	3.35%
Britannia Industries Ltd.	INE216A01030		Consumer Non Durables	8649	256.89	3.30%
NTPC Ltd.	INE733E01010		Power	238403	254.02	3.26%
Ultratech Cement Ltd.	INE481G01011		Cement	5828	245.92	3.16%
Larsen & Toubro Ltd.	INE018A01030		Construction Project	20623	244.91	3.15%
Infosys Ltd.	INE009A01021		Software	32455	237.47	3.05%
Marico Ltd.	INE196A01026		Consumer Non Durables	76072	227.27	2.92%
ACC Ltd.	INE012A01025		Cement	16700	220.58	2.83%
Colgate - Palmolive (India) Ltd.	INE259A01022		Consumer Non Durables	16762	215.46	2.77%
Coal India Ltd.	INE522F01014		Minerals/Mining	124155	209.08	2.69%
Reliance Industries Ltd.	INE002A01018		Petroleum Products	15718	208.84	2.68%
Bosch Ltd.	INE323A01026		Auto Ancillaries	1643	199.27	2.56%
Mahindra & Mahindra Ltd.	INE101A01026		Auto	43251	197.68	2.54%
Maruti Suzuki India Ltd.	INE585B01010		Auto	3062	192.39	2.47%
Hero Motocorp Ltd.	INE158A01026		Auto	9026	185.19	2.38%
Unlisted					**Nil**	**Nil**
Debt Instruments					**Nil**	**Nil**
Listed / Awaiting Listing On Stock Exchanges					**Nil**	**Nil**
Privately Placed/unlisted					**Nil**	**Nil**
Securitized Debt Instruments					**Nil**	**Nil**
Term Deposits					**Nil**	**Nil**
Deposits (maturity not exceeding 91 days)					**Nil**	**Nil**
Deposits (Placed as Margin)					**Nil**	**Nil**
Money Market Instruments					**Nil**	**Nil**
CPs and CDs					**Nil**	**Nil**
Treasury Bills					**Nil**	**Nil**
TREPS					**22.63**	**0.29%**
Units of Real Estate Investment Trust (REITs)					**Nil**	**Nil**
Net Current Assets					**-5.12**	**-0.07%**
Total Net Assets					**7781.08**	**100.00%**

Non-Convertible debentures / Bonds & Zero Coupon Bonds / Deep Discount Bonds are considered as Traded based on the information provided by external agencies.

Net Current Assets is adjusted to the extent of short derivatives positions, if any.

For the Instrument/security whose final ISIN is yet to be assigned, disclosure of ISIN has been made as per the details provided by external agencies.

ICICI Prudential Mutual Fund

ICICI Prudential Pharma Healthcare and Diagnostics (P.H.D) Fund

Portfolio as on Feb 29,2020

Company/Issuer/Instrument Name	ISIN	Coupon	Industry/Rating	Quantity	Exposure/Market Value(Rs.Lakh)	% to Nav
Equity & Equity Related Instruments					**114071.90**	**95.81%**
Listed / Awaiting Listing On Stock Exchanges					**114071.90**	**95.81%**
Sun Pharmaceutical Industries Ltd.	INE044A01036		Pharmaceuticals	3179000	11854.49	9.96%
Cipla Ltd.	INE059A01026		Pharmaceuticals	2850000	11459.85	9.63%
Biocon Ltd.	INE376G01013		Pharmaceuticals	2619660	7515.80	6.31%
Lupin Ltd.	INE326A01037		Pharmaceuticals	1160000	7424.00	6.24%
Cadila Healthcare Ltd.	INE010B01027		Pharmaceuticals	2843280	7393.95	6.21%
Divi's Laboratories Ltd.	INE361B01024		Pharmaceuticals	283488	5972.95	5.02%
Torrent Pharmaceuticals Ltd.	INE685A01028		Pharmaceuticals	275000	5913.33	4.97%
Sanofi India Ltd.	INE058A01010		Pharmaceuticals	75004	5470.15	4.59%
J.B.Chemicals & Pharmaceuticals Ltd.	INE572A01028		Pharmaceuticals	887784	4782.49	4.02%
Dr. Reddy's Laboratories Ltd.	INE089A01023		Pharmaceuticals	140000	4097.94	3.44%
Laurus Labs Ltd.	INE947Q01010		Pharmaceuticals	990015	4094.21	3.44%
Indoco Remedies Ltd.	INE873D01024		Pharmaceuticals	1591816	3664.36	3.08%
SBI Life Insurance Company Ltd.	INE123W01016		Finance	390000	3472.56	2.92%
Narayana Hrudayalaya Ltd.	INE410P01011		Healthcare Services	1016896	3393.38	2.85%
Alembic Pharmaceuticals Ltd.	INE901L01018		Pharmaceuticals	522078	3288.83	2.76%
IPCA Laboratories Ltd.	INE571A01020		Pharmaceuticals	209360	2850.12	2.39%
Natco Pharma Ltd.	INE987B01026		Pharmaceuticals	469165	2822.73	2.37%
Aster DM Healthcare Ltd.	INE914M01019		Healthcare Services	1600000	2598.40	2.18%
Tata Chemicals Ltd.	INE092A01019		Chemicals	308471	2202.48	1.85%
Alkem Laboratories Ltd.	INE540L01014		Pharmaceuticals	72981	1916.12	1.61%
Dishman Carbogen Amcis Ltd.	INE385W01011		Pharmaceuticals	2350440	1811.01	1.52%
Fortis Healthcare Ltd.	INE061F01013		Healthcare Services	1053373	1622.72	1.36%
FDC Ltd.	INE258B01022		Pharmaceuticals	569900	1336.99	1.12%
Astrazeneca Pharma India Ltd.	INE203A01020		Pharmaceuticals	46715	1204.41	1.01%
Gufic Biosciences Ltd.	INE742B01025		Pharmaceuticals	1854167	1182.03	0.99%
Syngene International Ltd.	INE398R01022		Pharmaceuticals	366390	1100.64	0.92%
Panacea Biotec Ltd.	INE922B01023		Pharmaceuticals	981995	1050.73	0.88%
Neuland Laboratories Ltd.	INE794A01010		Pharmaceuticals	245561	1013.80	0.85%
Healthcare Global Enterprises Ltd.	INE075I01017		Healthcare Services	873947	970.96	0.82%
Neogen Chemicals Ltd.	INE136S01016		Chemicals	61014	302.69	0.25%
Max India Ltd.	INE153U01017		Healthcare Services	310272	287.78	0.24%
Unlisted					**Nil**	**Nil**
Debt Instruments					**Nil**	**Nil**
Listed / Awaiting Listing On Stock Exchanges					**Nil**	**Nil**
Privately Placed/unlisted					**Nil**	**Nil**
Securitized Debt Instruments					**Nil**	**Nil**
Term Deposits					**Nil**	**Nil**
Deposits (maturity not exceeding 91 days)					**Nil**	**Nil**
Deposits (Placed as Margin)					**Nil**	**Nil**
Money Market Instruments					**Nil**	**Nil**
CPs and CDs					**Nil**	**Nil**
Treasury Bills					**Nil**	**Nil**
TREPS					**6339.08**	**5.32%**
Units of Real Estate Investment Trust (REITs)					**Nil**	**Nil**
Net Current Assets					**-1350.66**	**-1.13%**
Total Net Assets					**119060.32**	**100.00%**

Non-Convertible debentures / Bonds & Zero Coupon Bonds / Deep Discount Bonds are considered as Traded based on the information provided by external agencies.

Net Current Assets is adjusted to the extent of short derivatives positions, if any.

For the Instrument/security whose final ISIN is yet to be assigned, disclosure of ISIN has been made as per the details provided by external agencies.

ICICI Prudential Mutual Fund

ICICI Prudential Multicap Fund

Portfolio as on Feb 29,2020

Company/Issuer/Instrument Name	ISIN	Coupon	Industry/Rating	Quantity	Exposure/Market Value(Rs.Lakh)	% to Nav
Equity & Equity Related Instruments					**483129.98**	**95.08%**
Listed / Awaiting Listing On Stock Exchanges					**483129.98**	**95.08%**
Bharti Airtel Ltd.	INE397D01024		Telecom - Services	7639653	39993.58	7.87%
NTPC Ltd.	INE733E01010		Power	32298365	34413.91	6.77%
ICICI Bank Ltd.	INE090A01021		Banks	5993073	29800.56	5.86%
Infosys Ltd.	INE009A01021		Software	2400000	17560.80	3.46%
Oil & Natural Gas Corporation Ltd.	INE213A01029		Oil	18611272	17113.06	3.37%
HDFC Bank Ltd.	INE040A01034		Banks	1441894	16980.46	3.34%
ITC Ltd.	INE154A01025		Consumer Non Durables	7570865	14956.24	2.94%
HDFC Bank Ltd. $$			Banks	1224500	14403.79	2.83%
SBI Life Insurance Company Ltd.	INE123W01016		Finance	1501493	13369.29	2.63%
Tata Chemicals Ltd.	INE092A01019		Chemicals	1799109	12845.64	2.53%
Larsen & Toubro Ltd.	INE018A01030		Construction Project	1027159	12198.03	2.40%
Indian Oil Corporation Ltd.	INE242A01010		Petroleum Products	10237290	10825.93	2.13%
Vedanta Ltd.	INE205A01025		Non - Ferrous Metals	9438000	10759.32	2.12%
Maruti Suzuki India Ltd.	INE585B01010		Auto	160000	10052.96	1.98%
Hindalco Industries Ltd.	INE038A01020		Non - Ferrous Metals	6023876	9391.22	1.85%
ICICI Lombard General Insurance Company Ltd.	INE765G01017		Finance	751279	9290.69	1.83%
The Federal Bank Ltd.	INE171A01029		Banks	10311832	8857.86	1.74%
Cipla Ltd.	INE059A01026		Pharmaceuticals	2194809	8825.33	1.74%
Axis Bank Ltd.	INE238A01034		Banks	1200000	8367.60	1.65%
Sun Pharmaceutical Industries Ltd.	INE044A01036		Pharmaceuticals	2166680	8079.55	1.59%
TVS Motor Company Ltd.	INE494B01023		Auto	1784154	7773.56	1.53%
Voltas Ltd.	INE226A01021		Consumer Durables	1087844	7383.74	1.45%
State Bank Of India	INE062A01020		Banks	2379698	7210.48	1.42%
LIC Housing Finance Ltd.	INE115A01026		Finance	2183880	6993.88	1.38%
City Union Bank Ltd.	INE491A01021		Banks	3096433	6665.07	1.31%
Motherson Sumi Systems Ltd.	INE775A01035		Auto Ancillaries	6400000	6633.60	1.31%
Natco Pharma Ltd.	INE987B01026		Pharmaceuticals	1005108	6047.23	1.19%
HCL Technologies Ltd.	INE860A01027		Software	1100000	5877.85	1.16%
The Phoenix Mills Ltd.	INE211B01039		Construction	683241	5851.62	1.15%
Power Grid Corporation Of India Ltd.	INE752E01010		Power	2797965	5078.31	1.00%
Cyient Ltd.	INE136B01020		Software	1188218	5044.58	0.99%
Alkem Laboratories Ltd.	INE540L01014		Pharmaceuticals	189882	4985.35	0.98%
Titan Company Ltd.	INE280A01028		Consumer Durables	335247	4205.67	0.83%
Bank Of Baroda	INE028A01039		Banks	5390992	4113.33	0.81%
V-Mart Retail Ltd.	INE665J01013		Retailing	168750	3764.05	0.74%
GAIL (India) Ltd.	INE129A01019		Gas	3567919	3724.91	0.73%
Tata Steel Ltd.	INE081A01012		Ferrous Metals	962819	3675.56	0.72%
Mahindra & Mahindra Financial Services Ltd.	INE774D01024		Finance	1069095	3669.67	0.72%
Bajaj Consumer Care Ltd.	INE933K01021		Consumer Non Durables	1837846	3534.18	0.70%
JK Cement Ltd.	INE823G01014		Cement	250434	3474.90	0.68%
Minda Industries Ltd.	INE405E01023		Auto Ancillaries	893903	3335.15	0.66%
PVR Ltd.	INE191H01014		Media & Entertainment	167917	3202.85	0.63%
DCB Bank Ltd.	INE503A01015		Banks	1913522	3096.08	0.61%
Sandhar Technologies Ltd.	INE278H01035		Auto Ancillaries	1228950	2964.23	0.58%
Engineers India Ltd.	INE510A01028		Construction Project	4197233	2938.06	0.58%
Hindalco Industries Ltd. $$			Non - Ferrous Metals	1855000	2887.31	0.57%
Asian Paints Ltd.	INE021A01026		Consumer Non Durables	160000	2876.72	0.57%
Arvind Fashions Ltd.	INE955V01021		Retailing	747094	2583.08	0.51%
Cummins India Ltd.	INE298A01020		Industrial Products	502754	2568.82	0.51%
Fortis Healthcare Ltd.	INE061F01013		Healthcare Services	1600686	2465.86	0.49%
KNR Constructions Ltd.	INE634I01029		Construction	910979	2416.83	0.48%
Mahindra Lifespace Developers Ltd.	INE813A01018		Construction	651412	2321.63	0.46%
Equitas Holdings Ltd.	INE988K01017		Finance	2142222	2310.39	0.45%
Bharat Petroleum Corporation Ltd.	INE029A01011		Petroleum Products	501200	2136.87	0.42%
SBI Cards & Payment Services Ltd.	INE018E01016		Finance	280706	2119.33	0.42%
Marico Ltd.	INE196A01026		Consumer Non Durables	704146	2103.64	0.41%
Varroc Engineering Ltd.	INE665L01035		Auto Ancillaries	545676	2055.29	0.40%
PNC Infratech Ltd.	INE195J01029		Construction	1168332	2003.11	0.39%
Oil India Ltd.	INE274J01014		Oil	1762750	1903.77	0.37%
Titan Company Ltd. $$			Consumer Durables	150000	1876.80	0.37%
Orient Electric Ltd.	INE142Z01019		Consumer Durables	714713	1875.41	0.37%
Interglobe Aviation Ltd.	INE646L01027		Transportation	133620	1737.13	0.34%
Karur Vysya Bank Ltd.	INE036D01028		Banks	4066198	1699.67	0.33%
Relaxo Footwears Ltd.	INE131B01039		Consumer Durables	214193	1491.85	0.29%
Capacite Infraprojects Ltd.	INE264T01014		Construction	925994	1476.03	0.29%
Avenue Supermarts Ltd.	INE192R01011		Retailing	61984	1440.48	0.28%
Oracle Financial Services Software Ltd.	INE881D01027		Software	50461	1336.41	0.26%
Mangalore Refinery and Petrochemicals Ltd.	INE103A01014		Petroleum Products	2875267	1092.60	0.22%
NLC India Ltd.	INE589A01014		Power	1742569	1044.67	0.21%
National Aluminium Company Ltd.	INE139A01034		Non - Ferrous Metals	2812388	942.15	0.19%
IDFC Ltd.	INE043D01016		Finance	2793627	898.15	0.18%
The Karnataka Bank Ltd.	INE614B01018		Banks	1176096	818.56	0.16%
Kalpataru Power Transmission Ltd.	INE220B01022		Power	240000	796.92	0.16%
Gujarat Mineral Development Corporation Ltd.	INE131A01031		Minerals/Mining	1528373	779.47	0.15%
Chennai Petroleum Corporation Ltd.	INE178A01016		Petroleum Products	637551	645.20	0.13%
Greenlam Industries Ltd.	INE544R01013		Consumer Durables	62362	602.95	0.12%
Dishman Carbogen Amcis Ltd.	INE385W01011		Pharmaceuticals	640036	493.15	0.10%

	A	B	C	D	E	F	G	H	I
85									
86		**Unlisted**					**Nil**	**Nil**	
87									
88		**Debt Instruments**					**Nil**	**Nil**	
89									
90		**Listed / Awaiting Listing On Stock Exchanges**					**Nil**	**Nil**	
91									
92		**Privately Placed/unlisted**					**Nil**	**Nil**	
93									
94		**Securitized Debt Instruments**					**Nil**	**Nil**	
95									
96		**Term Deposits**					**3975.00**	**0.78%**	
97									
98		**Deposits (maturity not exceeding 91 days)**					**Nil**	**Nil**	
99									
100		**Deposits (Placed as Margin)**					**3975.00**	**0.78%**	
101		HDFC Bank Ltd. - 16 Apr 2020 (Duration - 91 Days)					2100.00	0.41%	
102		Canara Bank Ltd - 27 Mar 2020 (Duration - 91 Days)					600.00	0.12%	
103		HDFC Bank Ltd. - 12 Mar 2020 (Duration - 91 Days)					525.00	0.10%	
104		Canara Bank Ltd - 31 Mar 2020 (Duration - 91 Days)					500.00	0.10%	
105		Canara Bank - 02 Apr 2020 (Duration - 91 Days)					250.00	0.05%	
106									
107		**Money Market Instruments**					**1249.30**	**0.25%**	
108									
109		**CPs and CDs**					**Nil**	**Nil**	
110									
111		**Treasury Bills**					**1249.30**	**0.25%**	
112		364 Days Treasury Bills	IN002018Z497		SOV	1250000	1249.30	0.25%	
113									
114		**Units of Mutual Fund**					**8348.89**	**1.64%**	
115		Reliance CPSE ETF	INF457M01133		Mutual Fund	44479979	8348.89	1.64%	
116									
117		**TREPS**					**45914.33**	**9.04%**	
118									
119		**Units of Real Estate Investment Trust (REITs)**					**Nil**	**Nil**	
120									
121		**Others**					**751.89**	**0.15%**	
122		Cash Margin - Derivatives					751.89	0.15%	
123									
124		**Net Current Assets**					**-35217.46**	**-6.93%**	
125		**Total Net Assets**					**508151.92**	**100.00%**	
126									
127									
128		Non-Convertible debentures / Bonds & Zero Coupon Bonds / Deep Discount Bonds are considered as Traded based on the information provided by external agencies.							
129		$$ - Derivatives.							
130		Net Current Assets is adjusted to the extent of short derivatives positions, if any.							
131		For the Instrument/security whose final ISIN is yet to be assigned, disclosure of ISIN has been made as per the details provided by external agencies.							

ICICI Prudential Mutual Fund

ICICI Prudential Private Banks ETF

Portfolio as on Feb 29,2020

Company/Issuer/Instrument Name	ISIN	Coupon	Industry/Rating	Quantity	Exposure/Market Value(Rs.Lakh)	% to Nav
Equity & Equity Related Instruments					**81162.49**	**99.78%**
Listed / Awaiting Listing On Stock Exchanges					**81162.49**	**99.78%**
HDFC Bank Ltd.	INE040A01034		Banks	1895248	22319.39	27.44%
ICICI Bank Ltd.	INE090A01021		Banks	3545579	17630.39	21.68%
Axis Bank Ltd.	INE238A01034		Banks	1704936	11888.52	14.62%
Kotak Mahindra Bank Ltd.	INE237A01028		Banks	731070	11845.89	14.56%
IndusInd Bank Ltd.	INE095A01012		Banks	820120	9054.53	11.13%
The Federal Bank Ltd.	INE171A01029		Banks	2722981	2339.04	2.88%
City Union Bank Ltd.	INE491A01021		Banks	1008149	2170.04	2.67%
RBL Bank Ltd.	INE976G01028		Banks	643708	1872.55	2.30%
IDFC First Bank Ltd.	INE092T01019		Banks	2795107	1028.60	1.26%
Yes Bank Ltd.	INE528G01027		Banks	2929316	1013.54	1.25%
Unlisted					**Nil**	**Nil**
Debt Instruments					**Nil**	**Nil**
Listed / Awaiting Listing On Stock Exchanges					**Nil**	**Nil**
Privately Placed/unlisted					**Nil**	**Nil**
Securitized Debt Instruments					**Nil**	**Nil**
Term Deposits					**Nil**	**Nil**
Deposits (maturity not exceeding 91 days)					**Nil**	**Nil**
Deposits (Placed as Margin)					**Nil**	**Nil**
Money Market Instruments					**Nil**	**Nil**
CPs and CDs					**Nil**	**Nil**
Treasury Bills					**Nil**	**Nil**
TREPS					**202.61**	**0.25%**
Units of Real Estate Investment Trust (REITs)					**Nil**	**Nil**
Net Current Assets					**-26.18**	**-0.03%**
Total Net Assets					**81338.92**	**100.00%**

Non-Convertible debentures / Bonds & Zero Coupon Bonds / Deep Discount Bonds are considered as Traded based on the information provided by external agencies.

Net Current Assets is adjusted to the extent of short derivatives positions, if any.

For the Instrument/security whose final ISIN is yet to be assigned, disclosure of ISIN has been made as per the details provided by external agencies.

ICICI Prudential Mutual Fund

ICICI Prudential Retirement Fund - Pure Equity Plan

Portfolio as on Feb 29,2020

Company/Issuer/Instrument Name	ISIN	Coupon	Industry/Rating	Quantity	Exposure/Market Value(Rs.Lakh)	% to Nav
Equity & Equity Related Instruments					**5616.99**	**89.69%**
Listed / Awaiting Listing On Stock Exchanges					**5616.99**	**89.69%**
HDFC Bank Ltd.	INE040A01034		Banks	52593	619.36	9.89%
Infosys Ltd.	INE009A01021		Software	82325	602.37	9.62%
Sun Pharmaceutical Industries Ltd.	INE044A01036		Pharmaceuticals	103653	386.52	6.17%
Larsen & Toubro Ltd.	INE018A01030		Construction Project	28152	334.32	5.34%
Axis Bank Ltd.	INE238A01034		Banks	44765	312.15	4.98%
Bharti Airtel Ltd.	INE397D01024		Telecom - Services	56182	294.11	4.70%
HCL Technologies Ltd.	INE860A01027		Software	50340	268.99	4.30%
SBI Life Insurance Company Ltd.	INE123W01016		Finance	29301	260.90	4.17%
ICICI Bank Ltd.	INE090A01021		Banks	51994	258.54	4.13%
Tech Mahindra Ltd.	INE669C01036		Software	34237	254.86	4.07%
Bank Of Baroda	INE028A01039		Banks	332121	253.41	4.05%
Indian Oil Corporation Ltd.	INE242A01010		Petroleum Products	231982	245.32	3.92%
NTPC Ltd.	INE733E01010		Power	225669	240.45	3.84%
Mahindra & Mahindra Ltd.	INE101A01026		Auto	48314	220.82	3.53%
Tata Power Company Ltd.	INE245A01021		Power	377420	176.26	2.81%
State Bank Of India	INE062A01020		Banks	40981	124.17	1.98%
Grasim Industries Ltd.	INE047A01021		Cement	17469	120.05	1.92%
Oracle Financial Services Software Ltd.	INE881D01027		Software	4207	111.42	1.78%
LIC Housing Finance Ltd.	INE115A01026		Finance	28349	90.79	1.45%
Apollo Tyres Ltd.	INE438A01022		Auto Ancillaries	53480	76.37	1.22%
Wipro Ltd.	INE075A01022		Software	32416	71.79	1.15%
Hindustan Aeronautics Ltd.	INE066F01012		Aerospace & Defense	8584	58.89	0.94%
Triveni Turbine Ltd.	INE152M01016		Industrial Capital Goods	56241	53.49	0.85%
Vedanta Ltd.	INE205A01025		Non - Ferrous Metals	30000	34.20	0.55%
Coal India Ltd.	INE522F01014		Minerals/Mining	20000	33.68	0.54%
Hindalco Industries Ltd.	INE038A01020		Non - Ferrous Metals	21606	33.68	0.54%
Lupin Ltd.	INE326A01037		Pharmaceuticals	4619	29.56	0.47%
GAIL (India) Ltd.	INE129A01019		Gas	26326	27.48	0.44%
Bharat Heavy Electricals Ltd.	INE257A01026		Industrial Capital Goods	75293	23.04	0.37%
Unlisted					**Nil**	**Nil**
Debt Instruments					**Nil**	**Nil**
Listed / Awaiting Listing On Stock Exchanges					**Nil**	**Nil**
Privately Placed/unlisted					**Nil**	**Nil**
Securitized Debt Instruments					**Nil**	**Nil**
Term Deposits					**Nil**	**Nil**
Deposits (maturity not exceeding 91 days)					**Nil**	**Nil**
Deposits (Placed as Margin)					**Nil**	**Nil**
Money Market Instruments					**Nil**	**Nil**
CPs and CDs					**Nil**	**Nil**
Treasury Bills					**Nil**	**Nil**
Units of Mutual Fund					**321.59**	**5.13%**
Reliance CPSE ETF	INF457M01133		Mutual Fund	1713328	321.59	5.13%
TREPS					**505.08**	**8.06%**
Units of Real Estate Investment Trust (REITs)					**Nil**	**Nil**
Net Current Assets					**-180.91**	**-2.89%**
Total Net Assets					**6262.75**	**100.00%**

Non-Convertible debentures / Bonds & Zero Coupon Bonds / Deep Discount Bonds are considered as Traded based on the information provided by external agencies.

Net Current Assets is adjusted to the extent of short derivatives positions, if any.

For the Instrument/security whose final ISIN is yet to be assigned, disclosure of ISIN has been made as per the details provided by external agencies.

ICICI Prudential Mutual Fund

ICICI Prudential Exports and Services Fund

Portfolio as on Feb 29,2020

Company/Issuer/Instrument Name	ISIN	Coupon	Industry/Rating	Quantity	Exposure/Market Value(Rs.Lakh)	% to Nav
Equity & Equity Related Instruments					**58282.30**	**97.59%**
Listed / Awaiting Listing On Stock Exchanges					**58282.30**	**97.59%**
Infosys Ltd.	INE009A01021		Software	1000000	7317.00	12.25%
ICICI Bank Ltd.	INE090A01021		Banks	1300000	6464.25	10.82%
NTPC Ltd.	INE733E01010		Power	5628861	5997.55	10.04%
Bharti Airtel Ltd.	INE397D01024		Telecom - Services	1137230	5953.40	9.97%
Tata Power Company Ltd.	INE245A01021		Power	8170884	3815.80	6.39%
The Federal Bank Ltd.	INE171A01029		Banks	4000000	3436.00	5.75%
Cipla Ltd.	INE059A01026		Pharmaceuticals	745487	2997.60	5.02%
NLC India Ltd.	INE589A01014		Power	4981719	2986.54	5.00%
VRL Logistics Ltd.	INE366I01010		Transportation	1286465	2960.16	4.96%
Sun Pharmaceutical Industries Ltd.	INE044A01036		Pharmaceuticals	691493	2578.58	4.32%
Tech Mahindra Ltd.	INE669C01036		Software	305904	2277.15	3.81%
SJVN Ltd.	INE002L01015		Power	6721848	1556.11	2.61%
Gujarat Pipavav Port Ltd.	INE517F01014		Transportation	1989196	1425.26	2.39%
Oracle Financial Services Software Ltd.	INE881D01027		Software	53779	1424.28	2.38%
Sun TV Network Ltd.	INE424H01027		Media & Entertainment	330121	1371.65	2.30%
HCL Technologies Ltd.	INE860A01027		Software	222670	1189.84	1.99%
NHPC Ltd.	INE848E01016		Power	4472858	921.41	1.54%
SBI Life Insurance Company Ltd.	INE123W01016		Finance	102853	915.80	1.53%
KEC International Ltd.	INE389H01022		Construction Project	271453	841.78	1.41%
Mahindra & Mahindra Financial Services Ltd.	INE774D01024		Finance	155094	532.36	0.89%
Tata Power Company Ltd. $$			Power	1134000	524.48	0.88%
General Insurance Corporation of India	INE481Y01014		Finance	282223	462.00	0.77%
Capacite Infraprojects Ltd.	INE264T01014		Construction	209098	333.30	0.56%
Unlisted					**Nil**	**Nil**
Debt Instruments					**Nil**	**Nil**
Listed / Awaiting Listing On Stock Exchanges					**Nil**	**Nil**
Privately Placed/unlisted					**Nil**	**Nil**
Securitized Debt Instruments					**Nil**	**Nil**
Term Deposits					**Nil**	**Nil**
Deposits (maturity not exceeding 91 days)					**Nil**	**Nil**
Deposits (Placed as Margin)					**Nil**	**Nil**
Money Market Instruments					**99.17**	**0.17%**
CPs and CDs					**Nil**	**Nil**
Treasury Bills					**99.17**	**0.17%**
364 Days Treasury Bills	IN002019Z057		SOV	100000	99.17	0.17%
TREPS					**3561.08**	**5.96%**
Units of Real Estate Investment Trust (REITs)					**Nil**	**Nil**
Others					**69.00**	**0.12%**
Cash Margin - Derivatives					69.00	0.12%
Net Current Assets					**-2289.70**	**-3.83%**
Total Net Assets					**59721.85**	**100.00%**

Non-Convertible debentures / Bonds & Zero Coupon Bonds / Deep Discount Bonds are considered as Traded based on the information provided by external agencies.

$$ - Derivatives.

Net Current Assets is adjusted to the extent of short derivatives positions, if any.

For the Instrument/security whose final ISIN is yet to be assigned, disclosure of ISIN has been made as per the details provided by external agencies.

ICICI Prudential Mutual Fund

ICICI Prudential Sensex Index Fund

Portfolio as on Feb 29,2020

Company/Issuer/Instrument Name	ISIN	Coupon	Industry/Rating	Quantity	Exposure/Market Value(Rs.Lakh)	% to Nav
Equity & Equity Related Instruments					**5697.17**	**96.39%**
Listed / Awaiting Listing On Stock Exchanges					**5697.17**	**96.39%**
HDFC Bank Ltd.	INE040A01034		Banks	59948	705.95	11.94%
Reliance Industries Ltd.	INE002A01018		Petroleum Products	44718	594.15	10.05%
HDFC Ltd.	INE001A01036		Finance	24215	527.09	8.92%
ICICI Bank Ltd.	INE090A01021		Banks	90967	451.24	7.63%
Infosys Ltd.	INE009A01021		Software	52778	385.99	6.53%
Tata Consultancy Services Ltd.	INE467B01029		Software	14861	297.36	5.03%
Kotak Mahindra Bank Ltd.	INE237A01028		Banks	16437	266.22	4.50%
ITC Ltd.	INE154A01025		Consumer Non Durables	119683	236.49	4.00%
Axis Bank Ltd.	INE238A01034		Banks	32246	224.67	3.80%
Hindustan Unilever Ltd.	INE030A01027		Consumer Non Durables	10088	219.40	3.71%
Larsen & Toubro Ltd.	INE018A01030		Construction Project	17304	204.71	3.46%
State Bank Of India	INE062A01020		Banks	54156	164.04	2.78%
Bajaj Finance Ltd.	INE296A01024		Finance	3512	156.74	2.65%
Bharti Airtel Ltd.	INE397D01024		Telecom - Services	28519	149.45	2.53%
Maruti Suzuki India Ltd.	INE585B01010		Auto	1880	118.14	2.00%
Asian Paints Ltd.	INE021A01026		Consumer Non Durables	6363	114.42	1.94%
IndusInd Bank Ltd.	INE095A01012		Banks	8575	94.67	1.60%
HCL Technologies Ltd.	INE860A01027		Software	15353	82.00	1.39%
Nestle India Ltd.	INE239A01016		Consumer Non Durables	507	79.96	1.35%
Titan Company Ltd.	INE280A01028		Consumer Durables	6009	75.40	1.28%
Ultratech Cement Ltd.	INE481G01011		Cement	1592	67.18	1.14%
Tech Mahindra Ltd.	INE669C01036		Software	8711	64.80	1.10%
NTPC Ltd.	INE733E01010		Power	60395	64.35	1.09%
Mahindra & Mahindra Ltd.	INE101A01026		Auto	13484	61.54	1.04%
Power Grid Corporation Of India Ltd.	INE752E01010		Power	33318	60.47	1.02%
Sun Pharmaceutical Industries Ltd.	INE044A01036		Pharmaceuticals	15279	56.98	0.96%
Bajaj Auto Ltd.	INE917I01010		Auto	1844	53.30	0.90%
Tata Steel Ltd.	INE081A01012		Ferrous Metals	10895	41.57	0.70%
Oil & Natural Gas Corporation Ltd.	INE213A01029		Oil	44335	40.77	0.69%
Hero Motocorp Ltd.	INE158A01026		Auto	1861	38.12	0.64%
Unlisted					**Nil**	**Nil**
Debt Instruments					**Nil**	**Nil**
Listed / Awaiting Listing On Stock Exchanges					**Nil**	**Nil**
Privately Placed/unlisted					**Nil**	**Nil**
Securitized Debt Instruments					**Nil**	**Nil**
Term Deposits					**Nil**	**Nil**
Deposits (maturity not exceeding 91 days)					**Nil**	**Nil**
Deposits (Placed as Margin)					**Nil**	**Nil**
Money Market Instruments					**Nil**	**Nil**
CPs and CDs					**Nil**	**Nil**
Treasury Bills					**Nil**	**Nil**
TREPS					**70.68**	**1.20%**
Units of Real Estate Investment Trust (REITs)					**Nil**	**Nil**
Net Current Assets					**142.80**	**2.42%**
Total Net Assets					**5910.65**	**100.00%**

Non-Convertible debentures / Bonds & Zero Coupon Bonds / Deep Discount Bonds are considered as Traded based on the information provided by external agencies.

Net Current Assets is adjusted to the extent of short derivatives positions, if any.

For the Instrument/security whose final ISIN is yet to be assigned, disclosure of ISIN has been made as per the details provided by external agencies.

Company/Issuer/Instrument Name	ISIN	Coupon	Industry/Rating	Quantity	Exposure/Market Value(Rs.Lakh)	% to Nav
Equity & Equity Related Instruments					**6778.70**	**99.52%**
Listed / Awaiting Listing On Stock Exchanges					**6778.70**	**99.52%**
HDFC Bank Ltd.	INE040A01034		Banks	44714	526.55	7.73%
Reliance Industries Ltd.	INE002A01018		Petroleum Products	33186	440.93	6.47%
HDFC Ltd.	INE001A01036		Finance	41[illegible]	[illegible]	[illegible]
ICICI Bank Ltd.	INE090A01021		Banks	67600	335.33	4.92%
Infosys Ltd.	INE009A01021		Software	39132	286.19	4.20%
Tata Consultancy Services Ltd.	INE467B01029		Software	10990	219.90	3.23%
Kotak Mahindra Bank Ltd.	INE237A01028		Banks	12219	197.91	2.91%
ITC Ltd.	INE154A01025		Consumer Non Durables	87892	173.67	2.55%
Axis Bank Ltd.	INE238A01034		Banks	23858	166.23	2.44%
Hindustan Unilever Ltd.	INE030A01027		Consumer Non Durables	7502	163.16	2.40%
Larsen & Toubro Ltd.	INE018A01030		Construction Project	12853	152.05	2.23%
State Bank Of India	INE062A01020		Banks	40235	121.87	1.79%
Bajaj Finance Ltd.	[illegible]		[illegible]	[illegible]	[illegible]	[illegible]
Bharti Airtel Ltd.	INE397D01024		Telecom - Services	122[illegible]	[illegible]	[illegible]
Maruti Suzuki India Ltd.	INE585B01010		Auto	52-0.0528 Tc(4724)	[illegible]	[illegible]
Asian Paints Ltd.	INE021A01026		Consumer Non Durables	4724	84.95	1.25%
IndusInd Bank Ltd.	INE095A01012		Banks	6365	70.27	1.03%
HCL Technologies Ltd.	INE860A01027		Software	11374	60.75	0.89%
Nestle India Ltd.	INE239A01016		Consumer Non Durables	378	59.61	0.88%
Bajaj Finserv Ltd.	INE918I01018		Finance	633	57.34	[illegible]
Titan Company Ltd.	INE280A01028					

98	Crompton Greaves Consumer Electricals Ltd.	INE299U01018		Consumer Durables	4319	12.03	0.18%	
99	ICICI Lombard General Insurance Company Ltd.	INE765G01017		Finance	962	11.87	0.17%	
100	Cholamandalam Investment And Finance Company Ltd.	INE121A01024		Finance	3847	11.79	0.17%	
101	ACC Ltd.	INE012A01025		Cement	878	11.60	0.17%	
102	Bandhan Bank Ltd.	INE545U01014		Banks	3026	11.56	0.17%	
103	Rural Electrification Corporation Ltd.	INE020B01018		Finance	9727	11.48	0.17%	
104	Bharat Forge Ltd.	INE465A01025		Industrial Products	2627	11.44	0.17%	
105	Glaxosmithkline Consumer Healthcare Ltd.	INE264A01014		Consumer Non Durables	118	11.14	0.16%	
106	SRF Ltd.	INE647A01010		Textile Products	283	11.05	0.16%	
107	Torrent Pharmaceuticals Ltd.	INE685A01028		Pharmaceuticals	514	11.05	0.16%	
108	Mahindra & Mahindra Financial Services Ltd.	INE774D01024		Finance	3137	10.84	0.16%	
109	Bosch Ltd.	INE323A01026		Auto Ancillaries	88	10.66	0.16%	
110	PI Industries Ltd.	INE603J01030		Pesticides	694	10.60	0.16%	
111	Max Financial Services Ltd.	INE180A01020		Finance	1821	10.52	0.15%	
112	Procter & Gamble Hygiene and Health Care Ltd.	INE179A01014		Consumer Non Durables	95	10.50	0.15%	
113	Ashok Leyland Ltd.	INE208A01029		Auto	15009	10.48	0.15%	
114	Bata India Ltd.	INE176A01028		Consumer Durables	635	10.44	0.15%	
115	LIC Housing Finance Ltd.	INE115A01026		Finance	3202	10.26	0.15%	
116	The Indian Hotels Company Ltd.	INE053A01029		Hotels, Resorts And Other Recreational Activities	7548	10.19	0.15%	
117	Bank Of Baroda	INE028A01039		Banks	13160	10.07	0.15%	
118	The Ramco Cements Ltd.	INE331A01037		Cement	1312	10.07	0.15%	
119	Indiabulls Housing Finance Ltd.	INE148I01020		Finance	3548	9.92	0.15%	
120	IPCA Laboratories Ltd.	INE571A01020		Pharmaceuticals	708	9.64	0.14%	
121	Muthoot Finance Ltd.	INE414G01012		Finance	1087	9.56	0.14%	
122	Mindtree Ltd.	INE018I01017		Software	1000	9.53	0.14%	
123	Rajesh Exports Ltd.	INE343B01030		Consumer Durables	1421	9.35	0.14%	
124	Balkrishna Industries Ltd.	INE787D01026		Auto Ancillaries	849	9.32	0.14%	
125	TVS Motor Company Ltd.	INE494B01023		Auto	2107	9.18	0.13%	
126	HDFC Asset Management Company Ltd.	INE127D01025		Finance	290	9.11	0.13%	
127	United Breweries Ltd.	INE686F01025		Consumer Non Durables	723	9.01	0.13%	
128	Tata Power Company Ltd.	INE245A01021		Power	18934	8.83	0.13%	
129	Larsen & Toubro Infotech Ltd.	INE214T01019		Software	456	8.74	0.13%	
130	Supreme Industries Ltd.	INE195A01028		Industrial Products	665	8.70	0.13%	
131	Atul Ltd.	INE100A01010		Chemicals	167	8.55	0.13%	
132	Aditya Birla Fashion and Retail Ltd.	INE647O01011		Retailing	3296	8.29	0.12%	
133	NMDC Ltd.	INE584A01023		Minerals/Mining	9036	8.26	0.12%	
134	Mphasis Ltd.	INE356A01018		Software	943	8.21	0.12%	
135	Alkem Laboratories Ltd.	INE540L01014		Pharmaceuticals	311	8.17	0.12%	
136	Abbott India Ltd.	INE358A01014		Pharmaceuticals	52	8.17	0.12%	
137	IDFC First Bank Ltd.	INE092T01019		Banks	21976	8.09	0.12%	
138	Godrej Properties Ltd.	INE484J01027		Construction	798	8.06	0.12%	
139	Manappuram Finance Ltd.	INE522D01027		Finance	4853	7.90	0.12%	
140	Exide Industries Ltd.	INE302A01020		Auto Ancillaries	4763	7.85	0.12%	
141	Bharat Electronics Ltd.	INE263A01024		Industrial Capital Goods	10491	7.76	0.11%	
142	Honeywell Automation India Ltd.	INE671A01010		Industrial Capital Goods	23	7.60	0.11%	
143	Astral Poly Technik Ltd.	INE006I01046		Industrial Products	655	7.49	0.11%	
144	Yes Bank Ltd.	INE528G01027		Banks	21683	7.49	0.11%	
145	Adani Transmission Ltd.	INE931S01010		Power	2949	7.46	0.11%	
146	Castrol India Ltd.	INE172A01027		Petroleum Pro-5(s)□□JET□□EMC /P /MCID 274/Lang (x-n)0/Lang (x-none)□BDC BT□0 0 10307.11 424.15 Tm□0.0528 Tc□11(%)□				
147								
148								
149								
150								
151								
152								
153								
154								
155								
156								
157								
158								
159								
160								
161								
162								
163								
164								
165								
166								
167								
168								
169								
170								
171								
172								
173								
174								
175								
176								
177								
178								
179								
180								
181								
182								
183								
184								
185								
186								
187								
188								
189								
190								
191								
192								
193								
194								

	A	B	C	D	E	F	G	H	I
195		JK Cement Ltd.	INE823G01014		Cement	336	4.67	0.07%	
196		GMR Infrastructure Ltd.	INE776C01039		Construction Project	23090	4.63	0.07%	
197		Kajaria Ceramics Ltd.	INE217B01036		Construction	868	4.54	0.07%	
198		Sundram Fasteners Ltd.	INE387A01021		Auto Ancillaries	1093	4.54	0.07%	
199		CESC Ltd.	INE486A01013		Power	695	4.49	0.07%	
200		SKF India Ltd.	INE640A01023		Industrial Products	239	4.46	0.07%	
201		L&T Technology Services Ltd.	INE010V01017		Software	270	4.39	0.06%	
202		Glenmark Pharmaceuticals Ltd.	INE935A01035		Pharmaceuticals	1563	4.34	0.06%	
203		General Insurance Corporation of India	INE481Y01014		Finance	2570	4.20	0.06%	
204		Bharat Heavy Electricals Ltd.	INE257A01026		Industrial Capital Goods	13588	4.16	0.06%	
205		KEC International Ltd.	INE389H01022		Construction Project	1336	4.14	0.06%	
206		Hexaware Technologies Ltd.	INE093A01033		Software	1139	4.10	0.06%	
207		Jubilant Life Sciences Ltd.	INE700A01033		Pharmaceuticals	796	4.03	0.06%	
208		IDFC Ltd.	INE043D01016		Finance	12423	4.00	0.06%	
209		Steel Authority Of India Ltd.	INE114A01011		Ferrous Metals	10977	3.90	0.06%	
210		Gillette India Ltd.	INE322A01010		Consumer Non Durables	67	3.89	0.06%	
211		Adani Gas Ltd.	INE399L01023		Gas	2890	3.87	0.06%	
212		Hindustan Zinc Ltd.	INE267A01025		Non - Ferrous Metals	2230	3.84	0.06%	
213		Cyient Ltd.	INE136B01020		Software	899	3.81	0.06%	
214		Thermax Ltd.	INE152A01029		Industrial Capital Goods	410	3.78	0.06%	
215		Carborundum Universal Ltd.	INE120A01034		Industrial Products	1139	3.74	0.05%	
216		CRISIL Ltd.	INE007A01025		Finance	246	3.73	0.05%	
217		Schaeffler India Ltd.	INE513A01014		Industrial Products	85	3.70	0.05%	
218		Persistent Systems Ltd.	INE262H01013		Software	528	3.67	0.05%	
219		Adani Power Ltd.	INE814H01011		Power	7741	3.66	0.05%	
220		Sun TV Network Ltd.	INE424H01027		Media & Entertainment	876	3.64	0.05%	
221		Ajanta Pharma Ltd.	INE031B01049		Pharmaceuticals	262	3.63	0.05%	
222		Endurance Technologies Pvt. Ltd.	INE913H01037		Auto Ancillaries	364	3.62	0.05%	
223		Oil India Ltd.	INE274J01014		Oil	3299	3.56	0.05%	
224		Jm Financial Ltd.	INE780C01023		Finance	3293	3.52	0.05%	
225		Merck Ltd.	INE199A01012		Pharmaceuticals	84	3.51	0.05%	
226		Prestige Estates Projects Ltd.	INE811K01011		Construction	1192	3.46	0.05%	
227		Godrej Industries Ltd.	INE233A01035		Consumer Non Durables	878	3.45	0.05%	
228		Radico Khaitan Ltd.	INE944F01028		Consumer Non Durables	838	3.44	0.05%	
229		Deepak Nitrite Ltd.	INE288B01029		Chemicals	734	3.39	0.05%	
230		Syngene International Ltd.	INE398R01022		Pharmaceuticals	1127	3.38	0.05%	
231		ICICI Securities Ltd.	INE763G01038		Finance	707	3.37	0.05%	
232		Orient Electric Ltd.	INE142Z01019		Consumer Durables	1280	3.36	0.05%	
233		Alembic Pharmaceuticals Ltd.	INE901L01018		Pharmaceuticals	530	3.35	0.05%	
234		Shriram City Union Finance Ltd.	INE722A01011		Finance	234	3.35	0.05%	
235		Ujjivan Financial Services Ltd.	INE334L01012		Finance	990	3.34	0.05%	
236		Equitas Holdings Ltd.	INE988K01017		Finance	3073	3.32	0.05%	
237		Finolex Industries Ltd.	INE183A01016		Industrial Products	607	3.31	0.05%	
238		Redington (India) Ltd.	INE891D01026		Transportation	2989	3.28	0.05%	
239		V-Guard Industries Ltd.	INE951I01027		Consumer Durables	1591	3.23	0.05%	
240		Wabco India Ltd.	INE342J01019		Auto Ancillaries	47	3.17	0.05%	
241		Tata Elxsi Ltd.	INE670A01012		Software	358	3.16	0.05%	
242		Canara Bank	INE476A01014		Banks	2187	3.15	0.05%	
243		National Aluminium Company Ltd.	INE139A01034		Non - Ferrous Metals	9403	3.15	0.05%	
244		Vodafone Idea Ltd.	INE669E01016		Telecom - Services	80439	3.10	0.05%	
245		APL Apollo Tubes Ltd.	INE702C01019		Ferrous Metals	159	3.08	0.05%	
246		Aegis Logistics Ltd.	INE208C01025		Gas	1367	3.05	0.04%	
247		Strides Shasun Ltd.	INE939A01011		Pharmaceuticals	649	3.05	0.04%	
248		Solar Industries India Ltd.	INE343H01029		Chemicals	256	2.95	0.04%	
249		Tata Motors Ltd. - DVR	IN9155A01020		Auto	5293	2.93	0.04%	
250		Minda Industries Ltd.	INE405E01023		Auto Ancillaries	785	2.91	0.04%	
251		V.I.P. Industries Ltd.	INE054A01027		Consumer Durables	695	2.85	0.04%	
252		Grindwell Norton Ltd.	INE536A01023		Industrial Products	481	2.82	0.04%	
253		Aavas Financiers Ltd.	INE216P01012		Finance	149	2.79	0.04%	
254		Westlife Development Ltd.	INE274F01020		Hotels, Resorts And Other Recreational Activities	618	2.75	0.04%	
255		Motilal Oswal Financial Services Ltd.	INE338I01027		Finance	367	2.73	0.04%	
256		VST Industries Ltd.	INE710A01016		Consumer Non Durables	66	2.69	0.04%	
257		Akzo Nobel India Ltd.	INE133A01011		Consumer Non Durables	114	2.68	0.04%	
258		The Great Eastern Shipping Company Ltd.	INE017A01032		Transportation	1095	2.63	0.04%	
259		Finolex Cables Ltd.	INE235A01022		Industrial Products	785	2.54	0.04%	
260		Metropolis Healthcare Ltd.	INE112L01020		Healthcare Services	136	2.53	0.04%	
261		Vinati Organics Ltd.	INE410B01037		Chemicals	271	2.53	0.04%	
262		Avanti Feeds Ltd.	INE871C01038		Consumer Non Durables	540	2.50	0.04%	
263		Chambal Fertilisers & Chemicals Ltd.	INE085A01013		Fertilisers	1780	2.50	0.04%	
264		CreditAccess Grameen Ltd.	INE741K01010		Finance	296	2.49	0.04%	
265		JSW Energy Ltd	INE121E01018		Power	4321	2.48	0.04%	
266		Ttk Prestige Ltd.	INE690A01010		Consumer Durables	43	2.46	0.04%	
267		EIH Ltd.	INE230A01023		Hotels, Resorts And Other Recreational Activities	1859	2.45	0.04%	
268		The New India Assurance Company Ltd.	INE470Y01017		Finance	2218	2.43	0.04%	
269		Timken India Ltd.	INE325A01013		Industrial Products	253	2.42	0.04%	
270		Vardhman Textiles Ltd.	INE825A01012		Textiles - Cotton	228	2.39	0.04%	
271		Essel Propack Ltd.	INE255A01020		Industrial Products	1375	2.36	0.03%	
272		Maharashtra Scooters Ltd.	INE288A01013		Auto Ancillaries	55	2.36	0.03%	
273		Hindustan Aeronautics Ltd.	INE066F01012		Aerospace & Defense	342	2.34	0.03%	
274		Granules India Ltd.	INE101D01020		Pharmaceuticals	1473	2.32	0.03%	
275		Delta Corp Ltd.	INE124G01033		Hotels, Resorts And Other Recreational Activities	1708	2.30	0.03%	
276		Quess Corp Ltd.	INE615P01015		Services	446	2.29	0.03%	
277		Sonata Software Ltd.	INE269A01021		Software	680	2.28	0.03%	
278		Brigade Enterprises Ltd.	INE791I01019		Construction	981	2.27	0.03%	
279		Ratnamani Metals & Tubes Ltd.	INE703B01027		Ferrous Metals	170	2.26	0.03%	
280		Welspun Corp Ltd.	INE191B01025		Ferrous Metals	1221	2.26	0.03%	
281		Engineers India Ltd.	INE510A01028		Construction Project	3193	2.24	0.03%	
282		The India Cements Ltd.	INE383A01012		Cement	2320	2.23	0.03%	
283		Teamlease Services Ltd.	INE985S01024		Commercial Services	96	2.23	0.03%	
284		Laurus Labs Ltd.	INE947Q01010		Pharmaceuticals	540	2.22	0.03%	
285		Rallis India Ltd.	INE613A01020		Pesticides	988	2.21	0.03%	
286		Lakshmi Machine Works Ltd.	INE269B01029		Industrial Capital Goods	68	2.20	0.03%	
287		Symphony Ltd	INE225D01027		Consumer Durables	173	2.19	0.03%	
288		Security And Intelligence Services Pvt. Ltd.	INE285J01028		Commercial Services	394	2.17	0.03%	
289		KEI Industries Ltd.	INE878B01027		Industrial Products	441	2.16	0.03%	
290		Future Lifestyle Fashions Ltd.	INE452O01016		Retailing	616	2.14	0.03%	
291		Kalpataru Power Transmission Ltd.	INE220B01022		Power	645	2.14	0.03%	

CEAT Ltd.	INE482A01020	Auto Ancillaries	207	2.12	0.03%		
Chalet Hotels Ltd.	INE427F01016	Hotels, Resorts And Other Recreational Activities	631	2.08	0.03%		
The Karnataka Bank Ltd.	INE614B01018	Banks	2973	2.07	0.03%		
Gujarat Pipavav Port Ltd.	INE517F01014	Transportation	2864	2.06	0.03%		
Sheela Foam Ltd.	INE916U01025	Consumer Durables	128	2.06	0.03%		
JK Lakshmi Cement Ltd.	INE786A01032	Cement	667	2.05	0.03%		
Johnson Controls -Hitachi Air Conditioning India Ltd.	INE782A01015	Consumer Durables	73	2.05	0.03%		
Birla Corporation Ltd.	INE340A01012	Cement	296	2.04	0.03%		
Spicejet Ltd.	INE285B01017	Transportation	2444	2.04	0.03%		
Bombay Burmah Trading Corporation Ltd.	INE050A01025	Consumer Non Durables	189	2.02	0.03%		
Indiabulls Real Estate Ltd.	INE069I01010	Construction	2685	2.02	0.03%		
Polycab India Ltd.	INE455K01017	Industrial Products	190	2.02	0.03%		
Rain Industries Ltd.	INE855B01025	Chemicals	1930	1.99	0.03%		
V-Mart Retail Ltd.	INE665J01013	Retailing	89	1.99	0.03%		
J.B.Chemicals & Pharmaceuticals Ltd.	INE572A01028	Pharmaceuticals	366	1.97	0.03%		
EID Parry (India) Ltd.	INE126A01031	Fertilisers	1024	1.93	0.03%		
Inox Leisure Ltd.	INE312H01016	Media & Entertainment	449	1.93	0.03%		
Balrampur Chini Mills Ltd.	INE119A01028	Consumer Non Durables	1341	1.91	0.03%		
NCC Ltd.	INE868B01028	Construction Project	5210	1.85	0.03%		
CCL Products (India) Ltd.	INE421D01022	Consumer Non Durables	778	1.82	0.03%		
Raymond Ltd.	INE301A01014	Textile Products	359	1.82	0.03%		
IIFL Holdings Ltd	INE530B01024	Finance	1103	1.81	0.03%		
Sterlite Technologies Ltd.	INE089C01029	Telecom - Equipment & Accessories	1943	1.78	0.03%		
Aster DM Healthcare Ltd.	INE914M01019	Healthcare Services	1095	1.77	0.03%		
KRBL Ltd.	INE001B01026	Consumer Non Durables	705	1.77	0.03%		
Just Dial Ltd.	INE599M01018	Software	377	1.76	0.03%		
Narayana Hrudayalaya Ltd.	INE410P01011	Healthcare Services	531	1.76	0.03%		
KNR Constructions Ltd.	INE634I01029	Construction	660	1.75	0.03%		
The South Indian Bank Ltd.	INE683A01023	Banks	18763	1.75	0.03%		
Bajaj Electricals Ltd.	INE193E01025	Consumer Durables	431	1.74	0.03%		
Godfrey Phillips India Ltd.	INE260B01028	Consumer Non Durables	152	1.74	0.03%		
Sunteck Realty Ltd.	INE805D01034	Construction	502	1.74	0.03%		
DCM Shriram Ltd.	INE499A01024	Consumer Non Durables	523	1.73	0.03%		
Nesco Ltd.	INE317F01035	Commercial Services	239	1.73	0.03%		
Galaxy Surfactants Ltd.	INE600K01018	Chemicals	106	1.71	0.03%		
Blue Dart Express Ltd.	INE233B01017	Transportation	61	1.68	0.02%		
Dixon Technologies (India) Ltd.	INE935N01012	Consumer Durables	44	1.68	0.02%		
Godrej Agrovet Ltd.	INE850D01014	Consumer Non Durables	361	1.68	0.02%		
Fine Organic Industries Ltd.	INE686Y01026	Chemicals	78	1.67	0.02%		
INFIBEAM AVENUES Ltd.	INE483S01020	Software	2939	1.66	0.02%		
Astrazeneca Pharma India Ltd.	INE203A01020	Pharmaceuticals	64	1.65	0.02%		
Zydus Wellness Ltd.	INE768C01010	Consumer Non Durables	112	1.65	0.02%		
MAS Financial Services Ltd.	INE348L01012	Finance	153	1.61	0.02%		
Graphite India Ltd.	INE371A01025	Industrial Products	719	1.60	0.02%		
NBCC (India) Ltd.	INE095N01031	Construction	6076	1.60	0.02%		
Sudarshan Chemical Industries Ltd.	INE659A01023	Chemicals	348	1.60	0.02%		
PNB Housing Finance Ltd.	INE572E01012	Finance	439	1.58	0.02%		
PNC Infratech Ltd.	INE195J01029	Construction	921	1.58	0.02%		
Bank Of India	INE084A01016	Banks	3085	1.57	0.02%		
Jyothy Laboratories Ltd.	INE668F01031	Consumer Non Durables	1270	1.57	0.02%		
Union Bank Of India	INE692A01016	Banks	4197	1.56	0.02%		
Amber Enterprises India Ltd.	INE371P01015	Consumer Durables	113	1.55	0.02%		
TV18 Broadcast Ltd.	INE886H01027	Media & Entertainment	6774	1.53	0.02%		
Suprajit Engineering Ltd.	INE399C01030	Auto Ancillaries	772	1.53	0.02%		
Alstom India Ltd.	INE878A01011	Industrial Capital Goods	216	1.51	0.02%		
Mahindra CIE Automotive Ltd.	INE536H01010	Industrial Products	1133	1.50	0.02%		
Gujarat Narmada Valley Fertilizers and Chemicals Ltd.	INE113A01013	Chemicals	956	1.49	0.02%		
Greaves Cotton Ltd.	INE224A01026	Industrial Products	1151	1.49	0.02%		
BEML Ltd.	INE258A01016	Industrial Capital Goods	199	1.48	0.02%		
Garware Technical Fibres Limited	INE276A01018	Textile Products	94	1.47	0.02%		
Credit Analysis And Research Ltd.	INE752H01013	Finance	303	1.44	0.02%		
Gujarat State Fertilizers and Chemicals Ltd.	INE026A01025	Fertilisers	2373	1.44	0.02%		
Indian Energy Exchange Ltd.	INE022Q01020	Finance	817	1.43	0.02%		
Heidleberg Cement India Ltd.	INE578A01017	Cement	711	1.43	0.02%		
Sobha Ltd.	INE671H01015	Construction	478	1.42	0.02%		
GHCL Ltd.	INE539A01019	Chemicals	823	1.41	0.02%		
Max India Ltd.	INE153U01017	Healthcare Services	1502	1.40	0.02%		
Welspun India Ltd.	INE192B01031	Textile Products	3376	1.39	0.02%		
Linde India Ltd.	INE473A01011	Chemicals	213	1.38	0.02%		
Lemon Tree Hotels Ltd.	INE970X01018	Hotels, Resorts And Other Recreational Activities	2720	1.38	0.02%		
HEG Ltd.	INE545A01016	Industrial Products	156	1.37	0.02%		
Cera Sanitaryware Ltd.	INE739E01017	Construction	54	1.34	0.02%		
Firstsource Solutions Ltd.	INE684F01012	Software	3275	1.31	0.02%		
KPIT Technologies Limited	INE04I401011	Software	1604	1.31	0.02%		
FDC Ltd.	INE258B01022	Pharmaceuticals	554	1.30	0.02%		
IRB Infrastructure Developers Ltd.	INE821I01014	Construction	1551	1.30	0.02%		
PTC India Ltd.	INE877F01012	Power	2625	1.30	0.02%		
Eris Lifesciences Ltd.	INE406M01024	Pharmaceuticals	298	1.29	0.02%		
Suven Life Sciences Ltd.	INE03QK01018	Pharmaceuticals	467	1.29	0.02%		
Gujarat Alkalies and Chemicals Ltd.	INE186A01019	Chemicals	381	1.28	0.02%		
Mishra Dhatu Nigam Limited	INE099Z01011	Ferrous Metals	518	1.27	0.02%		
Shoppers Stop Ltd.	INE498B01024	Retailing	331	1.26	0.02%		
Tata Investment Corporation Ltd.	INE672A01018	Finance	139	1.26	0.02%		

	A	B	C	D	E	F	G	H	I
389		TCI Express Limited	INE586V01016		Transportation	130	1.10	0.02%	
390		Gulf Oil Lubricants India Ltd.	INE635Q01029		Petroleum Products	137	1.08	0.02%	
391		Himachal Futuristic Communications Ltd.	INE548A01028		Telecom - Equipment & Accessories	7282	1.06	0.02%	
392		Indostar Capital Finance Ltd.	INE896L01010		Finance	378	1.05	0.02%	
393		SJVN Ltd.	INE002L01015		Power	4549	1.05	0.02%	
394		Heritage Foods (India) Ltd.	INE978A01027		Consumer Non Durables	289	1.04	0.02%	
395		K.P.R. Mill Ltd.	INE930H01023		Textile Products	176	1.04	0.02%	
396		Arvind Fashions Ltd.	INE955V01021		Retailing	298	1.03	0.02%	
397		Eclerx Services Ltd.	INE738I01010		Software	190	1.03	0.02%	
398		TCNS Clothing Company Ltd.	INE778U01029		Textile Products	174	1.03	0.02%	
399		Dilip Buildcon Ltd.	INE917M01012		Construction Project	337	1.01	0.01%	
400		Intellect Design Arena Ltd.	INE306R01017		Software	876	1.01	0.01%	
401		National Organic Chemical Ltd.	INE163A01018		Chemicals	1119	1.01	0.01%	
402		Orient Cement Ltd.	INE876N01018		Cement	1260	1.00	0.01%	
403		RITES Ltd.	INE320J01015		Construction Project	339	0.99	0.01%	
404		Century Plyboards (India) Ltd.	INE348B01021		Consumer Durables	621	0.97	0.01%	
405		Mahindra Holidays and Resorts India Ltd.	INE998I01010		Hotels, Resorts And Other Recreational Activities	452	0.96	0.01%	
406		Lux Industries Ltd.	INE150G01020		Textile Products	68	0.95	0.01%	
407		Capri Global Capital Limited	INE180C01026		Finance	455	0.94	0.01%	
408		Jindal Saw Ltd.	INE324A01024		Ferrous Metals	1242	0.94	0.01%	
409		Gateway Distriparks Ltd.	INE852F01015		Transportation	788	0.92	0.01%	
410		Wockhardt Ltd.	INE049B01025		Pharmaceuticals	298	0.92	0.01%	
411		Zensar Technologies Ltd.	INE520A01027		Software	664	0.91	0.01%	
412		Suzlon Energy Ltd.	INE040H01021		Industrial Capital Goods	33756	0.91	0.01%	
413		Mahindra Lifespace Developers Ltd.	INE813A01018		Construction	254	0.90	0.01%	
414		Mahindra Logistics Ltd.	INE766P01016		Transportation	241	0.90	0.01%	
415		Uflex Ltd.	INE516A01017		Industrial Products	424	0.89	0.01%	
416		La Opala RG Ltd.	INE059D01020		Consumer Durables	406	0.87	0.01%	
417		Phillips Carbon Black Ltd.	INE602A01023		Chemicals	814	0.86	0.01%	
418		Allcargo Logistics Ltd.	INE418H01029		Transportation	780	0.85	0.01%	
419		Varroc Engineering Ltd.	INE665L01035		Auto Ancillaries	217	0.82	0.01%	
420		Alstom T&D India Ltd.	INE200A01026		Industrial Capital Goods	664	0.80	0.01%	
421		Future Consumer Ltd.	INE220J01025		Retailing	6513	0.80	0.01%	
422		Prism Johnson Ltd.	INE010A01011		Cement	1323	0.80	0.01%	
423		Venkys (India) Ltd.	INE398A01010		Consumer Non Durables	65	0.80	0.01%	
424		Omaxe Ltd.	INE800H01010		Construction	500	0.79	0.01%	
425		The Shipping Corporation Of India Ltd.	INE109A01011		Transportation	1747	0.79	0.01%	
426		Mangalore Refinery and Petrochemicals Ltd.	INE103A01014		Petroleum Products	2054	0.78	0.01%	
427		Maharashtra Seamless Ltd.	INE271B01025		Ferrous Metals	242	0.78	0.01%	
428		Trident Ltd.	INE064C01022		Textile Products	13752	0.76	0.01%	
429		Minda Corporation Ltd.	INE842C01021		Auto Ancillaries	714	0.76	0.01%	
430		Tata Metaliks Ltd.	INE056C01010		Ferrous Metals	127	0.76	0.01%	
431		Jagran Prakashan Ltd.	INE199G01027		Media & Entertainment	1228	0.75	0.01%	
432		Jamna Auto Industries Ltd.	INE039C01032		Auto Ancillaries	2174	0.75	0.01%	
433		Syndicate Bank	INE667A01018		Banks	4052	0.75	0.01%	
434		VA Tech Wabag Ltd.	INE956G01038		Engineering Services	402	0.75	0.01%	
435		Central Bank Of India	INE483A01010		Banks	4750	0.74	0.01%	
436		Magma Fincorp Ltd.	INE511C01022		Finance	1717	0.74	0.01%	
437		Nilkamal Ltd.	INE310A01015		Industrial Products	53	0.74	0.01%	
438		Advanced Enzyme Technologies Ltd.	INE837H01020		Consumer Non Durables	480	0.73	0.01%	
439		Caplin Point Laboratories Ltd.	INE475E01026		Pharmaceuticals	242	0.73	0.01%	
440		Hindustan Copper Ltd.	INE531E01026		Non - Ferrous Metals	2310	0.73	0.01%	
441		Network18 Media & Investments Ltd.	INE870H01013		Media & Entertainment	2640	0.72	0.01%	
442		Tamil Nadu Newsprint & Papers Ltd.	INE107A01015		Paper	442	0.72	0.01%	
443		Jindal Stainless (Hisar) Ltd.	INE455T01018		Ferrous Metals	1046	0.71	0.01%	
444		Indian Bank	INE562A01011		Banks	946	0.70	0.01%	
445		JK Tyre & Industries Ltd.	INE573A01042		Auto Ancillaries	1109	0.70	0.01%	
446		VRL Logistics Ltd.	INE366I01010		Transportation	303	0.70	0.01%	
447		Balmer Lawrie & Company Ltd.	INE164A01016		Transportation	677	0.69	0.01%	
448		The Bombay Dyeing and Manufacturing Company Ltd.	INE032A01023		Textiles - Synthetic	1002	0.69	0.01%	
449		UCO Bank	INE691A01018		Banks	5531	0.69	0.01%	
450		Meghmani Organics Ltd.	INE974H01013		Pesticides	1313	0.68	0.01%	
451		Dish TV India Ltd.	INE836F01026		Media & Entertainment	8116	0.67	0.01%	
452		IDBI Bank Ltd.	INE008A01015		Banks	2191	0.67	0.01%	
453		Sadbhav Engineering Ltd.	INE226H01026		Construction Project	951	0.67	0.01%	
454		TVS Srichakra Ltd.	INE421C01016		Auto Ancillaries	44	0.66	0.01%	
455		Tata Coffee Ltd.	INE493A01027		Consumer Non Durables	800	0.65	0.01%	
456		Bharat Dynamics Ltd.	INE171Z01018		Aerospace & Defense	230	0.63	0.01%	
457		Corporation Bank	INE112A01023		Banks	3782	0.63	0.01%	
458		Nava Bharat Ventures Ltd.	INE725A01022		Power	970	0.63	0.01%	
459		Housing & Urban Development Corporation Ltd.	INE031A01017		Finance	2104	0.62	0.01%	
460		Dhanuka Agritech Ltd.	INE435G01025		Pesticides	125	0.59	0.01%	
461		Schneider Electric Infrastructure Ltd.	INE839M01018		Industrial Capital Goods	632	0.59	0.01%	
462		Bliss GVS Pharma Ltd.	INE416D01022		Pharmaceuticals	571	0.57	0.01%	
463		Jindal Stainless Ltd.	INE220G01021		Ferrous Metals	1470	0.57	0.01%	
464		D.B. Corp Ltd.	INE950I01011		Media & Entertainment	508	0.56	0.01%	
465		Oriental Bank Of Commerce	INE141A01014		Banks	1624	0.56	0.01%	
466		Tv Today Network Ltd.	INE038F01029		Media & Entertainment	260	0.56	0.01%	
467		Rashtriya Chemicals and Fertilizers Ltd.	INE027A01015		Fertilisers	1441	0.55	0.01%	
468		Rail Vikas Nigam Ltd.	INE415G01027		Construction Project	2604	0.55	0.01%	
469		Himadri Speciality Chemical Ltd.	INE019C01026		Chemicals	1099	0.54	0.01%	
470		Ircon International Ltd.	INE962Y01013		Construction Project	107	0.54	0.01%	
471		Time Technoplast Ltd.	INE508G01029		Industrial Products	1171	0.54	0.01%	
472		Bank Of Maharashtra	INE457A01014		Banks	4956	0.52	0.01%	
473		Chennai Petroleum Corporation Ltd.	INE178A01016		Petroleum Products	511	0.52	0.01%	
474		Andhra Bank	INE434A01013		Banks	3832	0.51	0.01%	
475		Force Motors Ltd.	INE451A01017		Auto	48	0.51	0.01%	
476		ITD Cementation India Ltd.	INE686A01026		Construction	955	0.51	0.01%	
477		IFB Industries Ltd.	INE559A01017		Consumer Durables	106	0.50	0.01%	
478		Lakshmi Vilas Bank Ltd.	INE694C01018		Banks	3044	0.48	0.01%	
479		SH Kelkar & Company Ltd.	INE500L01026		Consumer Non Durables	484	0.48	0.01%	
480		Dishman Carbogen Amcis Ltd.	INE385W01011		Pharmaceuticals	610	0.47	0.01%	
481		The Jammu & Kashmir Bank Ltd.	INE168A01041		Banks	2389	0.47	0.01%	
482		Shankara Building Products Ltd	INE274V01019		Ferrous Metals	103	0.47	0.01%	
483		Himatsingka Seide Ltd.	INE049A01027		Textile Products	471	0.46	0.01%	
484		Take Solutions Ltd.	INE142I01023		Pharmaceuticals	516	0.46	0.01%	
485		Gujarat Mineral Development Corporation Ltd.	INE131A01031		Minerals/Mining	865	0.44	0.01%	

486		Indiabulls Integrated Services Ltd.	INE126M01010		Software	466	0.44	0.01%	
487		Indian Overseas Bank	INE565A01014		Banks	4845	0.42	0.01%	
488		Jai Corp Ltd.	INE070D01027		Industrial Products	503	0.42	0.01%	
489		IFCI Ltd.	INE039A01010		Finance	7779	0.41	0.01%	
490		Deepak Fertilizers and Petrochemicals Corporation Ltd.	INE501A01019		Chemicals	446	0.38	0.01%	
491		Parag Milk Foods Ltd.	INE883N01014		Consumer Non Durables	474	0.38	0.01%	
492		Somany Ceramics Ltd.	INE355A01028		Construction	211	0.36	0.01%	
493		PC Jeweller Ltd.	INE785M01013		Consumer Durables	2155	0.33	^	
494		GIC Housing Finance Ltd.	INE289B01019		Finance	332	0.32	^	
495		Allahabad Bank	INE428A01015		Banks	2778	0.31	^	
496		Reliance Infrastructure Ltd.	INE036A01016		Power	1579	0.30	^	
497		Dewan Housing Finance Corporation Ltd.	INE202B01012		Finance	1923	0.28	^	
498		Reliance Power Ltd.	INE614G01033		Power	16295	0.28	^	
499		MMTC Ltd.	INE123F01029		Trading	1560	0.27	^	
500		Centrum Capital Ltd.	INE660C01027		Finance	1400	0.26	^	
501		Gayatri Projects Ltd.	INE336H01023		Construction	1054	0.23	^	
502		Hathway Cable & Datacom Ltd.	INE982F01036		Media & Entertainment	1106	0.21	^	
503		Tejas Networks Ltd.	INE010J01012		Telecom - Equipment & Accessories	421	0.20	^	
504		Inox Wind Ltd.	INE066P01011		Industrial Capital Goods	577	0.19	^	
505		Jain Irrigation Systems Ltd.	INE175A01038		Industrial Products	3518	0.19	^	
506		United Bank Of India	INE695A01019		Banks	1907	0.14	^	
507		ITI Ltd.	INE248A01017		Telecom - Equipment & Accessories	186	0.13	^	
508		India Tourism Development Corp. Ltd.	INE353K01014		Hotels, Resorts And Other Recreational Activities	43	0.10	^	
509		Reliance Capital Ltd.	INE013A01015		Finance	1539	0.10	^	
510									
511		**Unlisted**					**Nil**	**Nil**	
512									
513		**Debt Instruments**					**Nil**	**Nil**	
514									
515		**Listed / Awaiting Listing On Stock Exchanges**					**Nil**	**Nil**	
516									
517		**Privately Placed/unlisted**					**Nil**	**Nil**	
518									
519		**Securitized Debt Instruments**					**Nil**	**Nil**	
520									
521		**Term Deposits**					**Nil**	**Nil**	
522									
523		**Deposits (maturity not exceeding 91 days)**					**Nil**	**Nil**	
524									
525		**Deposits (Placed as Margin)**					**Nil**	**Nil**	
526									
527		**Money Market Instruments**					**Nil**	**Nil**	
528									
529		**CPs and CDs**					**Nil**	**Nil**	
530									
531		**Treasury Bills**					**Nil**	**Nil**	
532									
533		**TREPS**					**32.58**	**0.48%**	
534									
535		**Units of Real Estate Investment Trust (REITs)**					**Nil**	**Nil**	
536									
537		**Net Current Assets**					**0.14**	^	
538		**Total Net Assets**					**6811.42**	**100.00%**	
539									
540									
541		Non-Convertible debentures / Bonds & Zero Coupon Bonds / Deep Discount Bonds are considered as Traded based on the information provided by external agencies.							
542		^ Value Less than 0.01% of NAV in absolute terms.							
543		Net Current Assets is adjusted to the extent of short derivatives positions, if any.							
544		For the Instrument/security whose final ISIN is yet to be assigned, disclosure of ISIN has been made as per the details provided by external agencies.							

ICICI Prudential Mutual Fund

ICICI Prudential Sensex ETF

Portfolio as on Feb 29,2020

Company/Issuer/Instrument Name	ISIN	Coupon	Industry/Rating	Quantity	Exposure/Market Value(Rs.Lakh)	% to Nav
Equity & Equity Related Instruments					**2500.34**	**99.57%**
Listed / Awaiting Listing On Stock Exchanges					**2500.34**	**99.57%**
HDFC Bank Ltd.	INE040A01034		Banks	26203	308.57	12.29%
Reliance Industries Ltd.	INE002A01018		Petroleum Products	19829	263.46	10.49%
HDFC Ltd.	INE001A01036		Finance	10781	234.67	9.34%
ICICI Bank Ltd.	INE090A01021		Banks	40159	199.21	7.93%
Infosys Ltd.	INE009A01021		Software	22952	167.86	6.68%
Tata Consultancy Services Ltd.	INE467B01029		Software	6579	131.64	5.24%
Kotak Mahindra Bank Ltd.	INE237A01028		Banks	7243	117.31	4.67%
ITC Ltd.	INE154A01025		Consumer Non Durables	52677	104.09	4.14%
Axis Bank Ltd.	INE238A01034		Banks	14242	99.23	3.95%
Hindustan Unilever Ltd.	INE030A01027		Consumer Non Durables	4413	95.98	3.82%
Larsen & Toubro Ltd.	INE018A01030		Construction Project	7631	90.27	3.59%
State Bank Of India	INE062A01020		Banks	23454	71.04	2.83%
Bajaj Finance Ltd.	INE296A01024		Finance	1521	67.88	2.70%
Bharti Airtel Ltd.	INE397D01024		Telecom - Services	12742	66.77	2.66%
Maruti Suzuki India Ltd.	INE585B01010		Auto	799	50.21	2.00%
Asian Paints Ltd.	INE021A01026		Consumer Non Durables	2755	49.54	1.97%
IndusInd Bank Ltd.	INE095A01012		Banks	3720	41.07	1.64%
HCL Technologies Ltd.	INE860A01027		Software	6784	36.23	1.44%
Nestle India Ltd.	INE239A01016		Consumer Non Durables	216	34.06	1.36%
Titan Company Ltd.	INE280A01028		Consumer Durables	2585	32.44	1.29%
Ultratech Cement Ltd.	INE481G01011		Cement	690	29.12	1.16%
Tech Mahindra Ltd.	INE669C01036		Software	3831	28.50	1.13%
NTPC Ltd.	INE733E01010		Power	26141	27.85	1.11%
Mahindra & Mahindra Ltd.	INE101A01026		Auto	5972	27.26	1.09%
Power Grid Corporation Of India Ltd.	INE752E01010		Power	14135	25.66	1.02%
Sun Pharmaceutical Industries Ltd.	INE044A01036		Pharmaceuticals	6670	24.88	0.99%
Bajaj Auto Ltd.	INE917I01010		Auto	801	23.15	0.92%
Tata Steel Ltd.	INE081A01012		Ferrous Metals	4883	18.63	0.74%
Oil & Natural Gas Corporation Ltd.	INE213A01029		Oil	19562	17.99	0.72%
Hero Motocorp Ltd.	INE158A01026		Auto	770	15.77	0.63%
Unlisted					**Nil**	**Nil**
Debt Instruments					**Nil**	**Nil**
Listed / Awaiting Listing On Stock Exchanges					**Nil**	**Nil**
Privately Placed/unlisted					**Nil**	**Nil**
Securitized Debt Instruments					**Nil**	**Nil**
Term Deposits					**Nil**	**Nil**
Deposits (maturity not exceeding 91 days)					**Nil**	**Nil**
Deposits (Placed as Margin)					**Nil**	**Nil**
Money Market Instruments					**Nil**	**Nil**
CPs and CDs					**Nil**	**Nil**
Treasury Bills					**Nil**	**Nil**
TREPS					**11.37**	**0.45%**
Units of Real Estate Investment Trust (REITs)					**Nil**	**Nil**
Net Current Assets					**-0.47**	**-0.02%**
Total Net Assets					**2511.24**	**100.00%**

Non-Convertible debentures / Bonds & Zero Coupon Bonds / Deep Discount Bonds are considered as Traded based on the information provided by external agencies.

Net Current Assets is adjusted to the extent of short derivatives positions, if any.

For the Instrument/security whose final ISIN is yet to be assigned, disclosure of ISIN has been made as per the details provided by external agencies.

ICICI Prudential Mutual Fund

ICICI Prudential Focused Equity Fund

Portfolio as on Feb 29,2020

Company/Issuer/Instrument Name	ISIN	Coupon	Industry/Rating	Quantity	Exposure/Market Value(Rs.Lakh)	% to Nav
Equity & Equity Related Instruments					**42007.96**	**73.56%**
Listed / Awaiting Listing On Stock Exchanges					**42007.96**	**73.56%**
Bharti Airtel Ltd.	INE397D01024		Telecom - Services	950000	4973.25	8.71%
Infosys Ltd.	INE009A01021		Software	650000	4756.05	8.33%
Sun Pharmaceutical Industries Ltd.	INE044A01036		Pharmaceuticals	1202299	4483.37	7.85%
NTPC Ltd.	INE733E01010		Power	4101480	4370.13	7.65%
ITC Ltd.	INE154A01025		Consumer Non Durables	1750000	3457.13	6.05%
Mahindra & Mahindra Ltd.	INE101A01026		Auto	680000	3107.94	5.44%
HCL Technologies Ltd.	INE860A01027		Software	579718	3097.72	5.42%
Indian Oil Corporation Ltd.	INE242A01010		Petroleum Products	2736831	2894.20	5.07%
GAIL (India) Ltd.	INE129A01019		Gas	2700000	2818.80	4.94%
Max Financial Services Ltd.	INE180A01020		Finance	400000	2309.20	4.04%
Gujarat Pipavav Port Ltd.	INE517F01014		Transportation	3141299	2250.74	3.94%
Wipro Ltd.	INE075A01022		Software	949183	2101.97	3.68%
State Bank Of India	INE062A01020		Banks	400000	1212.00	2.12%
LIC Housing Finance Ltd.	INE115A01026		Finance	360006	1152.92	2.02%
Vedanta Ltd.	INE205A01025		Non - Ferrous Metals	899214	1025.10	1.80%
Amara Raja Batteries Ltd.	INE885A01032		Auto Ancillaries	146187	932.23	1.63%
Grasim Industries Ltd.	INE047A01021		Cement	111370	765.33	1.34%
Sun TV Network Ltd.	INE424H01027		Media & Entertainment	177258	736.51	1.29%
Bharat Heavy Electricals Ltd.	INE257A01026		Industrial Capital Goods	1999530	611.86	1.07%
Bank Of Baroda	INE028A01039		Banks	750000	572.25	1.00%
Vodafone Idea Ltd.	INE669E01016		Telecom - Services	3000000	115.50	0.20%
Nifty 50 Index $$			Index Futures/Options	-51450	-5736.24	-10.05%
Unlisted					**Nil**	**Nil**
Debt Instruments					**Nil**	**Nil**
Listed / Awaiting Listing On Stock Exchanges					**Nil**	**Nil**
Privately Placed/unlisted					**Nil**	**Nil**
Securitized Debt Instruments					**Nil**	**Nil**
Term Deposits					**1050.00**	**1.84%**
Deposits (maturity not exceeding 91 days)					**Nil**	**Nil**
Deposits (Placed as Margin)					**1050.00**	**1.84%**
HDFC Bank Ltd. - 09 Apr 2020 (Duration - 91 Days)					1050.00	1.84%
Money Market Instruments					**Nil**	**Nil**
CPs and CDs					**Nil**	**Nil**
Treasury Bills					**Nil**	**Nil**
TREPS					**8096.04**	**14.18%**
Units of Real Estate Investment Trust (REITs)					**Nil**	**Nil**
Others					**67.02**	**0.12%**
Cash Margin - Derivatives					67.02	0.12%
Net Current Assets					**5882.73**	**10.30%**
Total Net Assets					**57103.75**	**100.00%**

Non-Convertible debentures / Bonds & Zero Coupon Bonds / Deep Discount Bonds are considered as Traded based on the information provided by external agencies.

$$ - Derivatives.

Net Current Assets is adjusted to the extent of short derivatives positions, if any.

For the Instrument/security whose final ISIN is yet to be assigned, disclosure of ISIN has been made as per the details provided by external agencies.

Company/Issuer/Instrument Name	ISIN	Coupon	Industry/Rating	Quantity	Exposure/Market Value(Rs.Lakh)	% to Nav
&x1du3r7-10(3TLt(&d(72)TEEMC /P /MC5ID 7/Lang (x-none)BDC BT0 0 1 221.96 680.5 TmI)2I)11duuidu&01du72						
Equity &(C).(E)-5(q)10(ui)10(t)-10(y)7(R)4(el)6(a-6(t)ed0(y)7(I1(e)-s8(a)-5(t)-r((um(du)ent1(s)-11(v)TE1 575772.41 231..8 0.8 reEMC /P /MC9D 6/Lang (x-non						
Ia)(I)3TLt(&d(72)TEEMC /P /MC8ID 7/Lang (x-none)BDC BT0 0 1 221.96 633.7 TmI)2Iuidu&01du72						
r7-s(72)TEEMC /P /MC29D 6/Lang (x-none)BDC BT0 0375731.26 727.32 Tm434.50 T8						
r7-s(72)TEEMC /P /MC3ID 5/Lang (x-none)BDC BT0 0375731.96 680.5 Tm434.50 T2						
ri75-l772						
&I0(5-al)672						
r7-s(72)TEEMC /P /MC59D 6/Lang (x-none)BDC BT0 0375731.96 680.5 Tm434.50 T2						
&u8(I)t6(5-o072)TEEMC /P /MC1I9D 6/Lang (x-none)BDC BT0 0378370.96 586.9 Tm						
I3To0(y)7(3TE(ui)dge 6(5-()S)-102IIa)(I)3TLt(&d(72)TEEMC /P /MC18ID 3/Lang (x-none)BDC BT0 0 1 221.96 483.91 TmI)2Iuidududut72						
&u8(I)t6(5-o072)TEEMC /P /MC12ID 5/Lang (x-none)BDC BT0 0965731.96 577.54 Tm						
&I0(5-al)672						
r7-s(72)TEEMC /P /MC13ID 7/Lang (x-none)BDC BT0 0965731.96 558.82 Tm434.50 T						
&I0(5-al)672						
&d(72)TEEMC /P /MC159D 6/Lang (x-none)						
Ig						
&I1du72						
Ian3TO(ri75-l75-10(3TC7(o0(yr)5)po)8)r&i75-o0(yn(I))7(3TLt(&d(72)TEEMC /P /MC9ID 3/Lang (x-none)BDC BT0 0 1 221.96 624.34 TmI)2I)11duui&01du						
&I1du72						
Ig						
&dIa &9(t)-8(3TE(ui)n8(I)-6(5-e0(3Tr)5)10(5-ai)6(n0(I)m1(4-e0(3Tn8(I)-672)TEEMC /						
&I5-as(I)h(I)i75-o0(yn(I)s)o3&d(72)TEEMC /P /MC24ID 3/Lang (x-none)BDC BT0 0 1 221.390297.39 TmIuidududu&01du72						

	A	B	C	D	E	F	G	H	I
86									
87		**Deposits (Placed as Margin)**					**Nil**	**Nil**	
88									
89		**Money Market Instruments**					**Nil**	**Nil**	
90									
91		**CPs and CDs**					**Nil**	**Nil**	
92									
93		**Treasury Bills**					**Nil**	**Nil**	
94									
95		**TREPS**					**27051.15**	**4.30%**	
96									
97		**Units of Real Estate Investment Trust (REITs)**					**Nil**	**Nil**	
98									
99		**Net Current Assets**					**-3228.11**	**-0.51%**	
100		**Total Net Assets**					**629790.76**	**100.00%**	
101									
102									
103		Non-Convertible debentures / Bonds & Zero Coupon Bonds / Deep Discount Bonds are considered as Traded based on the information provided by external agencies.							
104		Net Current Assets is adjusted to the extent of short derivatives positions, if any.							
105		For the Instrument/security whose final ISIN is yet to be assigned, disclosure of ISIN has been made as per the details provided by external agencies.							

ICICI Prudential Mutual Fund

ICICI Prudential Technology Fund

Portfolio as on Feb 29,2020

Company/Issuer/Instrument Name	ISIN	Coupon	Industry/Rating	Quantity	Exposure/Market Value(Rs.Lakh)	% to Nav
Equity & Equity Related Instruments					**38368.92**	**98.83%**
Listed / Awaiting Listing On Stock Exchanges					**38368.92**	**98.83%**
Infosys Ltd.	INE009A01021		Software	2418690	17697.55	45.58%
Tech Mahindra Ltd.	INE669C01036		Software	608580	4530.27	11.67%
Larsen & Toubro Infotech Ltd.	INE214T01019		Software	222811	4256.02	10.96%
HCL Technologies Ltd.	INE860A01027		Software	566549	3027.35	7.80%
Wipro Ltd.	INE075A01022		Software	1187797	2630.38	6.78%
Oracle Financial Services Software Ltd.	INE881D01027		Software	87513	2317.69	5.97%
Tata Consultancy Services Ltd.	INE467B01029		Software	70961	1419.33	3.66%
Cyient Ltd.	INE136B01020		Software	289446	1228.84	3.17%
Nucleus Software Exports Ltd.	INE096B01018		Software	351841	1034.41	2.66%
Hexaware Technologies Ltd.	INE093A01033		Software	41492	149.16	0.38%
Entertainment Network (India) Ltd.	INE265F01028		Media & Entertainment	39927	77.92	0.20%
Unlisted					**Nil**	**Nil**
Debt Instruments					**Nil**	**Nil**
Listed / Awaiting Listing On Stock Exchanges					**Nil**	**Nil**
Privately Placed/unlisted					**Nil**	**Nil**
Securitized Debt Instruments					**Nil**	**Nil**
Term Deposits					**Nil**	**Nil**
Deposits (maturity not exceeding 91 days)					**Nil**	**Nil**
Deposits (Placed as Margin)					**Nil**	**Nil**
Money Market Instruments					**Nil**	**Nil**
CPs and CDs					**Nil**	**Nil**
Treasury Bills					**Nil**	**Nil**
TREPS					**654.40**	**1.69%**
Units of Real Estate Investment Trust (REITs)					**Nil**	**Nil**
Net Current Assets					**-199.45**	**-0.51%**
Total Net Assets					**38823.87**	**100.00%**

Non-Convertible debentures / Bonds & Zero Coupon Bonds / Deep Discount Bonds are considered as Traded based on the information provided by external agencies.

Net Current Assets is adjusted to the extent of short derivatives positions, if any.

For the Instrument/security whose final ISIN is yet to be assigned, disclosure of ISIN has been made as per the details provided by external agencies.

ICICI Prudential Mutual Fund

ICICI Prudential US Bluechip Equity Fund

Portfolio as on Feb 29,2020

Company/Issuer/Instrument Name	ISIN	Coupon	Industry/Rating	Quantity	Exposure/Market Value(Rs.Lakh)	% to Nav
Equity & Equity Related Instruments					**46453.71**	**93.19%**
Listed / Awaiting Listing On Stock Exchanges					**46453.71**	**93.19%**
Foreign Securities/Overseas ETFs					**46453.71**	**93.19%**
Amazon com	US0231351067		Retailing	1763	2397.52	4.81%
Biogen Inc	US09062X1037		Pharmaceuticals	6970	1551.75	3.11%
Pfizer Inc	US7170811035		Pharmaceuticals	62531	1508.65	3.03%
Merck & Co Inc	US58933Y1055		Pharmaceuticals	27126	1499.25	3.01%
Philip Morris Intl Inc	US7181721090		Consumer Non Durables	24917	1472.68	2.95%
Caterpillar Inc.	US1491231015		Construction	16278	1459.99	2.93%
Corteva Inc	US22052L1044		Pesticides	71956	1412.94	2.83%
Veeva Systems Inc	US9224751084		Healthcare Services	13702	1404.33	2.82%
Salesforce.Com Inc	US79466L3024		Software	10889	1339.51	2.69%
Kellogg Co.	US4878361082		Consumer Non Durables	30681	1339.36	2.69%
Berkshire Hathaway Inc	US0846701086		Finance	6	1338.85	2.69%
Gilead Sciences Inc	US3755581036		Healthcare Services	26635	1333.67	2.68%
Honda Motor Co	US4381283088		Auto	68811	1274.68	2.56%
ServiceNow Inc.	US81762P1021		Software	5233	1231.90	2.47%
Zimmer Biomet Holdings Inc	US98956P1021		Healthcare Services	12275	1206.50	2.42%
Polaris Industries Inc.	US7310681025		Consumer Non Durables	20010	1192.19	2.39%
Intel Corp	US4581401001		Hardware	29659	1188.76	2.38%
Altria Group Inc	US02209S1033		Consumer Non Durables	40560	1182.07	2.37%
Wells Fargo & Co	US9497461015		Banks	39021	1150.74	2.31%
CSX Corp	US1264081035		Transportation	22293	1133.80	2.27%
Nike Inc	US6541061031		Consumer Durables	17537	1131.57	2.27%
Bristol-Myers Squibb Co	US1101221083		Pharmaceuticals	26447	1127.61	2.26%
Microchip Technology Inc.	US5950171042		Hardware	17162	1123.86	2.25%
Microsoft Corp	US5949181045		Software	8219	961.28	1.93%
UnitedHealth Group Inc	US91324P1021		Finance	5018	923.61	1.85%
Anheuser-Busch InBev	US03524A1088		Consumer Non Durables	21167	891.94	1.79%
Blackrock (US)	US09247X1019		Finance	2653	886.78	1.78%
Cerner Ltd.	US1567821046		Healthcare Services	17710	885.63	1.78%
Cheniere Energy Inc	US16411R2085		Gas	23607	870.35	1.75%
Guidewire Software Inc	US40171V1008		Software	10518	832.28	1.67%
Dominion Energy Inc	US25746U1097		Power	14598	823.90	1.65%
Alphabet Inc	US02079K1079		Software	844	816.05	1.64%
Raytheon Company	US7551115071		Aerospace & Defense	5888	801.50	1.61%
United Technologies (US)	US9130171096		Aerospace & Defense	8334	785.69	1.58%
Emerson Electric	US2910111044		Power	16047	742.69	1.49%
Domino's Pizza Inc	US25754A2015		Consumer Non Durables	2893	708.96	1.42%
Lyondellbasell Indu-CL A (USBLUE)	NL0009434992		Petroleum Products	13470	694.89	1.39%
General Dynamics Corp	US3695501086		Aerospace & Defense	5936	684.32	1.37%
Charles Schwab Corp	US8085131055		Finance	22774	669.97	1.34%
Facebook Inc	US30303M1027		Software	4422	614.43	1.23%
State Street Corp	US8574771031		Finance	10782	530.15	1.06%
Amgen Inc	US0311621009		Healthcare Services	3604	519.66	1.04%
Medtronic Plc	IE00BTN1Y115		Pharmaceuticals	6232	452.91	0.91%
Hanesbrands Inc	US4103451021		Retailing	37093	354.54	0.71%
Unlisted					**Nil**	**Nil**
Debt Instruments					**Nil**	**Nil**
Listed / Awaiting Listing On Stock Exchanges					**Nil**	**Nil**
Privately Placed/unlisted					**Nil**	**Nil**
Securitized Debt Instruments					**Nil**	**Nil**
Term Deposits					**Nil**	**Nil**
Deposits (maturity not exceeding 91 days)					**Nil**	**Nil**
Deposits (Placed as Margin)					**Nil**	**Nil**
Money Market Instruments					**Nil**	**Nil**
CPs and CDs					**Nil**	**Nil**
Treasury Bills					**Nil**	**Nil**
TREPS					**3609.39**	**7.24%**
Units of Real Estate Investment Trust (REITs)					**Nil**	**Nil**
Net Current Assets					**-213.81**	**-0.43%**
Total Net Assets					**49849.29**	**100.00%**

	A	B	C	D	E	F	G	H	I
83									
84									
85		Non-Convertible debentures / Bonds & Zero Coupon Bonds / Deep Discount Bonds are considered as Traded based on the information provided by external agencies.							
86		Net Current Assets is adjusted to the extent of short derivatives positions, if any.							
87									
88		Industry classification is done as per Global Industry Classification Standard (GICS) by MSCI and Standard & Poor's for Foreign Equity							
89									
90		Disclaimer for Global Industry Classification Standard ("GICS"): The Global Industry Classification Standard ("GICS") was developed by and is the exclusive property and a service mark of MSCI Inc. ("MSCI") and Standard & Poor's Financial Services LLC ("S&P") and is licensed for use by ICICI Prudential Asset Management Company Ltd. Neither MSCI, S&P nor any other party involved in making or compiling the GICS or any GICS classifications makes any express or implied warranties or representations with respect to such standard or classification (or the results to be obtained by the use thereof), and all such parties hereby expressly disclaim all warranties of originality, accuracy, completeness, merchantability and fitness for a particular purpose with respect to any of such standard or classification. Without limiting any of the foregoing, in no event shall MSCI, S&P, any of their affiliates or any third party involved in making or compiling the GICS or any GICS classifications have any liability for any direct, indirect, special, punitive, consequential or any other damages (including lost profits) even if notified of the possibility of such damages.							
91									
92									
93									
94									
95									
96									
97		For the Instrument/security whose final ISIN is yet to be assigned, disclosure of ISIN has been made as per the details provided by external agencies.							

ICICI Prudential Mutual Fund

ICICI Prudential Value Fund - Series 12

Portfolio as on Feb 29,2020

Company/Issuer/Instrument Name	ISIN	Coupon	Industry/Rating	Quantity	Exposure/Market Value(Rs.Lakh)	% to Nav
Equity & Equity Related Instruments					**61883.96**	**87.66%**
Listed / Awaiting Listing On Stock Exchanges					**61883.96**	**87.66%**
NTPC Ltd.	INE733E01010		Power	6220477	6627.92	9.39%
Bharti Airtel Ltd.	INE397D01024		Telecom - Services	1184072	6198.62	8.78%
HDFC Bank Ltd.	INE040A01034		Banks	512262	6032.65	8.54%
ICICI Bank Ltd.	INE090A01021		Banks	1003648	4990.64	7.07%
ITC Ltd.	INE154A01025		Consumer Non Durables	2394133	4729.61	6.70%
Infosys Ltd.	INE009A01021		Software	500000	3658.50	5.18%
Axis Bank Ltd.	INE238A01034		Banks	475911	3318.53	4.70%
SBI Life Insurance Company Ltd.	INE123W01016		Finance	305302	2718.41	3.85%
Power Grid Corporation Of India Ltd.	INE752E01010		Power	1331874	2417.35	3.42%
Coal India Ltd.	INE522F01014		Minerals/Mining	1278813	2153.52	3.05%
Tata Steel Ltd.	INE081A01012		Ferrous Metals	559000	2133.98	3.02%
Vedanta Ltd.	INE205A01025		Non - Ferrous Metals	1805885	2058.71	2.92%
State Bank Of India	INE062A01020		Banks	654135	1982.03	2.81%
Larsen & Toubro Ltd.	INE018A01030		Construction Project	151866	1803.48	2.55%
ICICI Lombard General Insurance Company Ltd.	INE765G01017		Finance	127674	1578.88	2.24%
Engineers India Ltd.	INE510A01028		Construction Project	1878092	1314.66	1.86%
Cummins India Ltd.	INE298A01020		Industrial Products	207449	1059.96	1.50%
Asian Paints Ltd.	INE021A01026		Consumer Non Durables	50000	898.98	1.27%
HCL Technologies Ltd.	INE860A01027		Software	140790	752.31	1.07%
[redacted]	INE213A01029		Oil	794442	730.49	1.03%
	INE442H01029		Construction Project	800000	722.80	1.02%
	INE791I01019		Construction	304357	704.74	1.00%
Ultratech Cement Ltd.	INE481G01011		Cement	13600	573.87	0.81%
Tata Power Company Ltd.	INE245A01021		Power	1161540	542.44	0.77%
GAIL (India) Ltd.	INE129A01019		Gas	400000	417.60	0.59%
The Phoenix Mills Ltd.	INE211B01039		Construction	39686	339.89	0.48%
Jagran Prakashan Ltd.	INE199G01027		Media & Entertainment	492734	301.80	0.43%
United Breweries Ltd.	INE686F01025		Consumer Non Durables	23470	292.35	0.41%
SJVN Ltd.	INE002L01015		Power	940785	217.79	0.31%
The Federal Bank Ltd.	INE171A01029		Banks	252895	217.24	0.31%
Bharat Electronics Ltd.	INE263A01024		Industrial Capital Goods	267778	198.02	0.28%
NMDC Ltd.	INE584A01023		Minerals/Mining	214179	195.33	0.28%
Titan Company Ltd.	INE280A01028		Consumer Durables	11192	140.40	0.20%
NHPC Ltd.	INE848E01016		Power	577220	118.91	0.17%
Oil India Ltd.	INE274J01014		Oil	83979	90.70	0.13%
Chambal Fertilisers & Chemicals Ltd.	INE085A01013		Fertilisers	55854	78.70	0.11%
TVS Motor Company Ltd.	INE494B01023		Auto	16538	72.06	0.10%
NBCC (India) Ltd.	INE095N01031		Construction	152985	40.39	0.06%
NLC India Ltd.	INE589A01014		Power	55335	33.17	0.05%
Cochin Shipyard Ltd.	INE704P01017		Industrial Capital Goods	8246	27.94	0.04%
DCB Bank Ltd.	INE503A01015		Banks	2117	3.43	^
Tata Steel Ltd. $$			Ferrous Metals	-159000	-604.84	-0.86%
Unlisted					**Nil**	**Nil**
Debt Instruments					**Nil**	**Nil**
Listed / Awaiting Listing On Stock Exchanges					**Nil**	**Nil**
Privately Placed/unlisted					**Nil**	**Nil**
Securitized Debt Instruments					**Nil**	**Nil**
Term Deposits					**2600.00**	**3.68%**
Deposits (maturity not exceeding 91 days)					**Nil**	**Nil**
Deposits (Placed as Margin)					**2600.00**	**3.68%**
HDFC Bank Ltd. - 09 Apr 2020 (Duration - 91 Days)					1575.00	2.23%
HDFC Bank Ltd. - 15 Apr 2020 (Duration - 91 Days)					525.00	0.74%
Canara Bank - 10 Apr 2020 (Duration - 91 Days)					500.00	0.71%
Money Market Instruments					**Nil**	**Nil**
CPs and CDs					**Nil**	**Nil**
Treasury Bills					**Nil**	**Nil**
TREPS					**5174.14**	**7.33%**
Units of Real Estate Investment Trust (REITs)					**Nil**	**Nil**
Others					**165.96**	**0.24%**
Cash Margin - Derivatives					165.96	0.24%
Net Current Assets					**775.37**	**1.10%**
Total Net Assets					**70599.43**	**100.00%**

	A	B	C	D	E	F	G	H	I
85									
86									
87		Non-Convertible debentures / Bonds & Zero Coupon Bonds / Deep Discount Bonds are considered as Traded based on the information provided by external agencies.							
88		$$ - Derivatives.							
89		^ Value Less than 0.01% of NAV in absolute terms.							
90		Net Current Assets is adjusted to the extent of short derivatives positions, if any.							
91		For the Instrument/security whose final ISIN is yet to be assigned, disclosure of ISIN has been made as per the details provided by external agencies.							

ICICI Prudential Mutual Fund

ICICI Prudential Value Fund - Series 13

Portfolio as on Feb 29,2020

Company/Issuer/Instrument Name	ISIN	Coupon	Industry/Rating	Quantity	Exposure/Market Value(Rs.Lakh)	% to Nav
Equity & Equity Related Instruments					**54353.69**	**80.87%**
Listed / Awaiting Listing On Stock Exchanges					**54353.69**	**80.87%**
ICICI Bank Ltd.	INE090A01021		Banks	1031011	5126.70	7.63%
Bharti Airtel Ltd.	INE397D01024		Telecom - Services	840845	4401.82	6.55%
HDFC Bank Ltd.	INE040A01034		Banks	345393	4067.52	6.05%
Infosys Ltd.	INE009A01021		Software	355304	2599.76	3.87%
NTPC Ltd.	INE733E01010		Power	2301170	2451.90	3.65%
Vedanta Ltd.	INE205A01025		Non - Ferrous Metals	2120958	2417.89	3.60%
Axis Bank Ltd.	INE238A01034		Banks	320473	2234.66	3.32%
Tech Mahindra Ltd.	INE669C01036		Software	282377	2102.01	3.13%
The Great Eastern Shipping Company Ltd.	INE017A01032		Transportation	742402	1794.76	2.67%
Apollo Tyres Ltd.	INE438A01022		Auto Ancillaries	1240387	1771.27	2.64%
United Breweries Ltd.	INE686F01025		Consumer Non Durables	138813	1729.12	2.57%
Mahindra & Mahindra Ltd.	INE101A01026		Auto	362901	1658.64	2.47%
Engineers India Ltd.	INE510A01028		Construction Project	2000105	1400.07	2.08%
Cummins India Ltd.	INE298A01020		Industrial Products	252025	1287.72	1.92%
SBI Life Insurance Company Ltd.	INE123W01016		Finance	140010	1246.65	1.85%
GAIL (India) Ltd.	INE129A01019		Gas	1110931	1159.81	1.73%
Larsen & Toubro Ltd.	INE018A01030		Construction Project	96310	1143.73	1.70%
Hindalco Industries Ltd.	INE038A01020		Non - Ferrous Metals	718838	1120.67	1.67%
Interglobe Aviation Ltd.	INE646L01027		Transportation	82778	1076.16	1.60%
Reliance Industries Ltd.	INE002A01018		Petroleum Products	79500	1056.28	1.57%
Indian Oil Corporation Ltd.	INE242A01010		Petroleum Products	924374	977.53	1.45%
ITC Ltd.	INE154A01025		Consumer Non Durables	464058	916.75	1.36%
Maruti Suzuki India Ltd.	INE585B01010		Auto	14096	885.67	1.32%
Oil & Natural Gas Corporation Ltd.	INE213A01029		Oil	928449	853.71	1.27%
Sanofi India Ltd.	INE058A01010		Pharmaceuticals	10827	789.63	1.17%
National Aluminium Company Ltd.	INE139A01034		Non - Ferrous Metals	2347240	786.33	1.17%
Syngene International Ltd.	INE398R01022		Pharmaceuticals	239227	718.64	1.07%
Tata Motors Ltd. - DVR	IN9155A01020		Auto	1222603	678.54	1.01%
LIC Housing Finance Ltd.	INE115A01026		Finance	211787	678.25	1.01%
State Bank Of India	INE062A01020		Banks	193493	586.28	0.87%
Birla Corporation Ltd.	INE340A01012		Cement	84589	585.82	0.87%
Cyient Ltd.	INE136B01020		Software	129162	548.36	0.82%
Avenue Supermarts Ltd.	INE192R01011		Retailing	23407	543.97	0.81%
Hindustan Petroleum Corporation Ltd.	INE094A01015		Petroleum Products	244000	482.02	0.72%
Tata Metaliks Ltd.	INE056C01010		Ferrous Metals	80029	480.29	0.71%
Hindustan Zinc Ltd.	INE267A01025		Non - Ferrous Metals	277061	477.24	0.71%
JSW Energy Ltd	INE121E01018		Power	737496	422.59	0.63%
Bajaj Consumer Care Ltd.	INE933K01021		Consumer Non Durables	218286	419.76	0.62%
Mphasis Ltd.	INE356A01018		Software	46000	400.91	0.60%
Voltas Ltd.	INE226A01021		Consumer Durables	53488	363.05	0.54%
Sundaram Finance Ltd.	INE660A01013		Finance	22500	355.24	0.53%
Sun TV Network Ltd.	INE424H01027		Media & Entertainment	85392	354.80	0.53%
Tata Consultancy Services Ltd.	INE467B01029		Software	17315	346.33	0.52%
Mangalore Refinery and Petrochemicals Ltd.	INE103A01014		Petroleum Products	904500	343.71	0.51%
Tata Power Company Ltd.	INE245A01021		Power	675403	315.41	0.47%
Wipro Ltd.	INE075A01022		Software	135223	299.45	0.45%
Oil India Ltd.	INE274J01014		Oil	265571	286.82	0.43%
Colgate - Palmolive (India) Ltd.	INE259A01022		Consumer Non Durables	22124	284.38	0.42%
Bharat Petroleum Corporation Ltd.	INE029A01011		Petroleum Products	63300	269.88	0.40%
Hindustan Aeronautics Ltd.	INE066F01012		Aerospace & Defense	36543	250.70	0.37%
NHPC Ltd.	INE848E01016		Power	948828	195.46	0.29%
ICICI Prudential Life Insurance Company Ltd.	INE726G01019		Finance	40500	190.92	0.28%
Power Grid Corporation Of India Ltd.	INE752E01010		Power	50000	90.75	0.14%
PNC Infratech Ltd.	INE195J01029		Construction	38126	65.37	0.10%
MRF Ltd.	INE883A01011		Auto Ancillaries	36	23.90	0.04%
SJVN Ltd.	INE002L01015		Power	26214	6.07	0.01%
Maruti Suzuki India Ltd. $$			Auto	-6500	-406.51	-0.60%
Nifty 50 Index $$			Index Futures/Options	-30150	-3361.47	-5.00%
Unlisted					**Nil**	**Nil**
Debt Instruments					**Nil**	**Nil**
Listed / Awaiting Listing On Stock Exchanges					**Nil**	**Nil**
Privately Placed/unlisted					**Nil**	**Nil**
Securitized Debt Instruments					**Nil**	**Nil**
Term Deposits					**Nil**	**Nil**
Deposits (maturity not exceeding 91 days)					**Nil**	**Nil**
Deposits (Placed as Margin)					**Nil**	**Nil**

	A	B	C	D	E	F	G	H	I
83		**Money Market Instruments**					**1089.79**	**1.62%**	
84									
85		**CPs and CDs**					**Nil**	**Nil**	
86									
87		**Treasury Bills**					**1089.79**	**1.62%**	
88		182 Days Treasury Bills	IN002019Y332		SOV	500000	495.40	0.74%	
89		364 Days Treasury Bills	IN002019Z073		SOV	350000	346.45	0.52%	
90		364 Days Treasury Bills	IN002019Z057		SOV	250000	247.94	0.37%	
91									
92		**Units of Mutual Fund**					**584.97**	**0.87%**	
93		Reliance CPSE ETF	INF457M01133		Mutual Fund	3116502	584.97	0.87%	
94									
95		**TREPS**					**6789.92**	**10.10%**	
96									
97		**Units of Real Estate Investment Trust (REITs)**					**Nil**	**Nil**	
98									
99		**Others**					**302.15**	**0.45%**	
100		Cash Margin - Derivatives					302.15	0.45%	
101									
102		**Net Current Assets**					**4093.25**	**6.09%**	
103		**Total Net Assets**					**67213.77**	**100.00%**	
104									
105									
106		Non-Convertible debentures / Bonds & Zero Coupon Bonds / Deep Discount Bonds are considered as Traded based on the information provided by external agencies.							
107		$$ - Derivatives.							
108		Net Current Assets is adjusted to the extent of short derivatives positions, if any.							
109		For the Instrument/security whose final ISIN is yet to be assigned, disclosure of ISIN has been made as per the details provided by external agencies.							

ICICI Prudential Mutual Fund

ICICI Prudential Value Fund - Series 14

Portfolio as on Feb 29,2020

Company/Issuer/Instrument Name	ISIN	Coupon	Industry/Rating	Quantity	Exposure/Market Value(Rs.Lakh)	% to Nav
Equity & Equity Related Instruments					**48119.29**	**90.92%**
Listed / Awaiting Listing On Stock Exchanges					**48119.29**	**90.92%**
HDFC Bank Ltd.	INE040A01034		Banks	439016	5170.07	9.77%
Infosys Ltd.	INE009A01021		Software	675596	4943.34	9.34%
NTPC Ltd.	INE733E01010		Power	3982132	4242.96	8.02%
Bharti Airtel Ltd.	INE397D01024		Telecom - Services	796752	4171.00	7.88%
ICICI Bank Ltd.	INE090A01021		Banks	553151	2750.54	5.20%
SBI Life Insurance Company Ltd.	INE123W01016		Finance	298992	2662.22	5.03%
Axis Bank Ltd.	INE238A01034		Banks	365046	2545.47	4.81%
Tech Mahindra Ltd.	INE669C01036		Software	313884	2336.55	4.41%
Sun Pharmaceutical Industries Ltd.	INE044A01036		Pharmaceuticals	593241	2212.20	4.18%
HCL Technologies Ltd.	INE860A01027		Software	394369	2107.31	3.98%
State Bank Of India	INE062A01020		Banks	528588	1601.62	3.03%
Wipro Ltd.	INE075A01022		Software	701856	1554.26	2.94%
HDFC Ltd.	INE001A01036		Finance	69317	1508.16	2.85%
TVS Motor Company Ltd.	INE494B01023		Auto	320905	1398.18	2.64%
Mahindra & Mahindra Financial Services Ltd.	INE774D01024		Finance	350129	1201.82	2.27%
Tata Power Company Ltd.	INE245A01021		Power	2124517	992.15	1.87%
Bajaj Finserv Ltd.	INE918I01018		Finance	10956	991.60	1.87%
LIC Housing Finance Ltd.	INE115A01026		Finance	244851	784.14	1.48%
Indian Oil Corporation Ltd.	INE242A01010		Petroleum Products	719061	760.41	1.44%
Bharat Heavy Electricals Ltd.	INE257A01026		Industrial Capital Goods	2074353	634.75	1.20%
Oracle Financial Services Software Ltd.	INE881D01027		Software	23501	622.40	1.18%
PVR Ltd.	INE191H01014		Media & Entertainment	31587	602.49	1.14%
Triveni Turbine Ltd.	INE152M01016		Industrial Capital Goods	512049	486.96	0.92%
Bajaj Consumer Care Ltd.	INE933K01021		Consumer Non Durables	242868	467.04	0.88%
Hindalco Industries Ltd.	INE038A01020		Non - Ferrous Metals	252267	393.28	0.74%
Gujarat Pipavav Port Ltd.	INE517F01014		Transportation	544757	390.32	0.74%
Bajaj Finance Ltd.	INE296A01024		Finance	7700	343.87	0.65%
Hindustan Aeronautics Ltd.	INE066F01012		Aerospace & Defense	32322	221.75	0.42%
KEC International Ltd.	INE389H01022		Construction Project	4076	12.64	0.02%
KNR Constructions Ltd.	INE634I01029		Construction	3689	9.79	0.02%
Unlisted					**Nil**	**Nil**
Debt Instruments					**Nil**	**Nil**
Listed / Awaiting Listing On Stock Exchanges					**Nil**	**Nil**
Privately Placed/unlisted					**Nil**	**Nil**
Securitized Debt Instruments					**Nil**	**Nil**
Term Deposits					**Nil**	**Nil**
Deposits (maturity not exceeding 91 days)					**Nil**	**Nil**
Deposits (Placed as Margin)					**Nil**	**Nil**
Money Market Instruments					**Nil**	**Nil**
CPs and CDs					**Nil**	**Nil**
Treasury Bills					**Nil**	**Nil**
Units of Mutual Fund					**2949.99**	**5.57%**
Reliance CPSE ETF	INF457M01133		Mutual Fund	15716518	2949.99	5.57%
TREPS					**3833.89**	**7.24%**
Units of Real Estate Investment Trust (REITs)					**Nil**	**Nil**
Net Current Assets					**-1978.91**	**-3.74%**
Total Net Assets					**52924.26**	**100.00%**

Non-Convertible debentures / Bonds & Zero Coupon Bonds / Deep Discount Bonds are considered as Traded based on the information provided by external agencies.

Net Current Assets is adjusted to the extent of short derivatives positions, if any.

For the Instrument/security whose final ISIN is yet to be assigned, disclosure of ISIN has been made as per the details provided by external agencies.

Company/Issuer/Instrument Name	ISIN	Coupon	Industry/Rating	Quantity	Exposure/Market Value(Rs.Lakh)	% to Nav
Equity & Equity Related Instruments					**51818.85**	**92.60%**
Listed / Awaiting Listing On Stock Exchanges					**51818.85**	**92.60%**
NTPC Ltd.	INE733E01010		Power	5330042	5679.16	10.15%
Bharti Airtel Ltd.	INE397D01024		Telecom - Services	796578	4170.09	7.45%
ICICI Bank Ltd.	INE090A01021		Banks	700000	3480.75	6.22%
Cipla Ltd.	INE059A01026		Pharmaceuticals	690000	2774.49	4.96%
HDFC Bank Ltd.	INE040A01034		Banks	203000	2390.63	4.27%
Oil & Natural Gas Corporation Ltd.	INE213A01029		Oil	2189026	2012.81	3.60%
State Bank Of India	INE062A01020		Banks	650000	1969.50	3.52%
Indian Oil Corporation Ltd.	INE242A01010		Petroleum Products	1793698	1896.84	3.39%
ITC Ltd.	INE154A01025		Consumer Non Durables	880000	1738.44	3.11%
Infosys Ltd.	INE009A01021		Software	237498	1737.77	3.11%
Sun Pharmaceutical Industries Ltd.	INE044A01036		Pharmaceuticals	450000	1678.05	3.00%
Hindalco Industries Ltd.	INE038A01020		Non - Ferrous Metals	1066254	1662.29	2.97%
Vedanta Ltd.	INE205A01025		Non - Ferrous Metals	1100000	1254.00	2.24%
GAIL (India) Ltd.	INE129A01019		Gas	1142010	1192.26	2.13%
Motherson Sumi Systems Ltd.	INE775A01035		Auto Ancillaries	1149970	1191.94	2.13%
Tata Power Company Ltd.	INE245A01021		Power	2465680	1151.47	2.06%
Oil India Ltd.	INE274J01014		Oil	1000000	1080.00	1.93%
Gujarat Pipavav Port Ltd.	INE517F01014		Transportation	1308184	937.31	1.67%
JK Lakshmi Cement Ltd.	INE786A01032		Cement	300000	923.70	1.65%
United Breweries Ltd.	INE686F01025		Consumer Non Durables	69803	869.50	1.55%
Power Grid Corporation Of India Ltd.	INE752E01010		Power	450000	816.75	1.46%
Hindustan Petroleum Corporation Ltd.	INE094A01015		Petroleum Products	402807	795.75	1.42%
National Aluminium Company Ltd.	INE139A01034		Non - Ferrous Metals	2365333	792.39	1.42%
Axis Bank Ltd.	INE238A01034		Banks	104000	725.19	1.30%
The Federal Bank Ltd.	INE171A01029		Banks	800000	687.20	1.23%
VRL Logistics Ltd.	INE366I01010		Transportation	272821	627.76	1.12%
Bank Of Baroda	INE028A01039		Banks	822727	627.74	1.12%
TVS Motor Company Ltd.	INE494B01023		Auto	138483	603.37	1.08%
Container Corporation Of India Ltd.	INE111A01025		Transportation	117973	601.25	1.07%
Cyient Ltd.	INE136B01020		Software	127216	540.10	0.97%
Gateway Distriparks Ltd.	INE852F01015		Transportation	450000	524.93	0.94%
Cummins India Ltd.	INE298A01020		Industrial Products	99538	508.59	0.91%
Chennai Petroleum Corporation Ltd.	INE178A01016		Petroleum Products	480994	486.77	0.87%

	A	B	C	D	E	F	G	H	I
83									
84		**Units of Real Estate Investment Trust (REITs)**					**Nil**	**Nil**	
85									
86		**Others**					**33.51**	**0.06%**	
87		Cash Margin - Derivatives					33.51	0.06%	
88									
89		**Net Current Assets**					**1801.99**	**3.22%**	
90		**Total Net Assets**					**55962.29**	**100.00%**	
91									
92									
93		Non-Convertible debentures / Bonds & Zero Coupon Bonds / Deep Discount Bonds are considered as Traded based on the information provided by external agencies.							
94		$$ - Derivatives.							
95		Net Current Assets is adjusted to the extent of short derivatives positions, if any.							
96		For the Instrument/security whose final ISIN is yet to be assigned, disclosure of ISIN has been made as per the details provided by external agencies.							

ICICI Prudential Mutual Fund

ICICI Prudential Value Fund - Series 16

Portfolio as on Feb 29,2020

Company/Issuer/Instrument Name	ISIN	Coupon	Industry/Rating	Quantity	Exposure/Market Value(Rs.Lakh)	% to Nav
Equity & Equity Related Instruments					**60527.16**	**98.26%**
Listed / Awaiting Listing On Stock Exchanges					**60527.16**	**98.26%**
HDFC Bank Ltd.	INE040A01034		Banks	465234	5478.83	8.89%
NTPC Ltd.	INE733E01010		Power	4789274	5102.97	8.28%
Bharti Airtel Ltd.	INE397D01024		Telecom - Services	947105	4958.09	8.05%
ICICI Bank Ltd.	INE090A01021		Banks	859355	4273.14	6.94%
Axis Bank Ltd.	INE238A01034		Banks	582281	4060.25	6.59%
ITC Ltd.	INE154A01025		Consumer Non Durables	1911951	3777.06	6.13%
Infosys Ltd.	INE009A01021		Software	501610	3670.28	5.96%
Nifty 50 Index Put option $$			Index Futures/Options	390975	2686.39	4.36%
Atul Ltd.	INE100A01010		Chemicals	49796	2561.33	4.16%
Power Grid Corporation Of India Ltd.	INE752E01010		Power	1129860	2050.70	3.33%
Larsen & Toubro Ltd.	INE018A01030		Construction Project	167334	1987.17	3.23%
SBI Life Insurance Company Ltd.	INE123W01016		Finance	216354	1926.42	3.13%
Coal India Ltd.	INE522F01014		Minerals/Mining	1085870	1828.61	2.97%
ICICI Lombard General Insurance Company Ltd.	INE765G01017		Finance	126851	1568.70	2.55%
HCL Technologies Ltd.	INE860A01027		Software	236466	1263.56	2.05%
PI Industries Ltd.	INE603J01030		Pesticides	71989	1102.33	1.79%
GAIL (India) Ltd.	INE129A01019		Gas	912676	952.83	1.55%
State Bank Of India	INE062A01020		Banks	304135	921.53	1.50%
The Great Eastern Shipping Company Ltd.	INE017A01032		Transportation	361262	873.35	1.42%
PNC Infratech Ltd.	INE195J01029		Construction	433016	742.41	1.21%
Sun Pharmaceutical Industries Ltd.	INE044A01036		Pharmaceuticals	186907	696.98	1.13%
The Federal Bank Ltd.	INE171A01029		Banks	713950	613.28	1.00%
Motherson Sumi Systems Ltd.	INE775A01035		Auto Ancillaries	552435	572.60	0.93%
Vedanta Ltd.	INE205A01025		Non - Ferrous Metals	500000	570.00	0.93%
Hindustan Zinc Ltd.	INE267A01025		Non - Ferrous Metals	330163	568.71	0.92%
Ashoka Buildcon Ltd.	INE442H01029		Construction Project	600000	542.10	0.88%
Oil & Natural Gas Corporation Ltd.	INE213A01029		Oil	558346	513.40	0.83%
Engineers India Ltd.	INE510A01028		Construction Project	692907	485.03	0.79%
Camlin Fine Sciences Ltd.	INE052I01032		Chemicals	643697	455.09	0.74%
Mayur Uniquoters Ltd.	INE040D01038		Textile Products	177308	450.81	0.73%
Ultratech Cement Ltd.	INE481G01011		Cement	10200	430.40	0.70%
Bajaj Consumer Care Ltd.	INE933K01021		Consumer Non Durables	208000	399.98	0.65%
Equitas Holdings Ltd.	INE988K01017		Finance	334157	360.39	0.59%
Bodal Chemicals Ltd.	INE338D01028		Chemicals	503650	352.05	0.57%
The Phoenix Mills Ltd.	INE211B01039		Construction	35417	303.33	0.49%
NLC India Ltd.	INE589A01014		Power	498247	298.70	0.48%
United Breweries Ltd.	INE686F01025		Consumer Non Durables	23470	292.35	0.47%
Titan Company Ltd.	INE280A01028		Consumer Durables	12573	157.73	0.26%
Bharat Electronics Ltd.	INE263A01024		Industrial Capital Goods	160420	118.63	0.19%
NMDC Ltd.	INE584A01023		Minerals/Mining	128310	117.02	0.19%
Orient Cement Ltd.	INE876N01018		Cement	136861	109.01	0.18%
NHPC Ltd.	INE848E01016		Power	345800	71.23	0.12%
Chambal Fertilisers & Chemicals Ltd.	INE085A01013		Fertilisers	41730	58.80	0.10%
Oil India Ltd.	INE274J01014		Oil	50310	54.33	0.09%
Neogen Chemicals Ltd.	INE136S01016		Chemicals	10454	51.86	0.08%
PVR Ltd.	INE191H01014		Media & Entertainment	1581	30.16	0.05%
NBCC (India) Ltd.	INE095N01031		Construction	91650	24.20	0.04%
Cochin Shipyard Ltd.	INE704P01017		Industrial Capital Goods	4940	16.74	0.03%
SJVN Ltd.	INE002L01015		Power	70590	16.34	0.03%
Cyient Ltd.	INE136B01020		Software	2346	9.96	0.02%
Unlisted					**Nil**	**Nil**
Debt Instruments					**Nil**	**Nil**
Listed / Awaiting Listing On Stock Exchanges					**Nil**	**Nil**
Privately Placed/unlisted					**Nil**	**Nil**
Securitized Debt Instruments					**Nil**	**Nil**
Term Deposits					**Nil**	**Nil**
Deposits (maturity not exceeding 91 days)					**Nil**	**Nil**
Deposits (Placed as Margin)					**Nil**	**Nil**
Money Market Instruments					**Nil**	**Nil**
CPs and CDs					**Nil**	**Nil**
Treasury Bills					**Nil**	**Nil**
TREPS					**781.36**	**1.27%**

	A	B	C	D	E	F	G	H	I
83		**Units of Real Estate Investment Trust (REITs)**					**Nil**	**Nil**	
84									
85		**Others**					**225.25**	**0.37%**	
86		Cash Margin - Derivatives					225.25	0.37%	
87									
88		**Net Current Assets**					**65.41**	**0.11%**	
89		**Total Net Assets**					**61599.18**	**100.00%**	
90									
91									
92		Non-Convertible debentures / Bonds & Zero Coupon Bonds / Deep Discount Bonds are considered as Traded based on the information provided by external agencies.							
93		$$ - Derivatives.							
94		Net Current Assets is adjusted to the extent of short derivatives positions, if any.							
95		For the Instrument/security whose final ISIN is yet to be assigned, disclosure of ISIN has been made as per the details provided by external agencies.							

ICICI Prudential Mutual Fund

ICICI Prudential Value Fund - Series 17

Portfolio as on Feb 29,2020

Company/Issuer/Instrument Name	ISIN	Coupon	Industry/Rating	Quantity	Exposure/Market Value(Rs.Lakh)	% to Nav
Equity & Equity Related Instruments					**16495.67**	**86.65%**
Listed / Awaiting Listing On Stock Exchanges					**16495.67**	**86.65%**
HDFC Bank Ltd.	INE040A01034		Banks	149126	1756.18	9.23%
Bharti Airtel Ltd.	INE397D01024		Telecom - Services	255319	1336.59	7.02%
ICICI Bank Ltd.	INE090A01021		Banks	268164	1333.45	7.00%
NTPC Ltd.	INE733E01010		Power	1198906	1277.43	6.71%
ITC Ltd.	INE154A01025		Consumer Non Durables	633019	1250.53	6.57%
Axis Bank Ltd.	INE238A01034		Banks	151565	1056.86	5.55%
Infosys Ltd.	INE009A01021		Software	130000	951.21	5.00%
HCL Technologies Ltd.	INE860A01027		Software	128036	684.16	3.59%
State Bank Of India	INE062A01020		Banks	193537	586.42	3.08%
SBI Life Insurance Company Ltd.	INE123W01016		Finance	58683	522.51	2.74%
Larsen & Toubro Ltd.	INE018A01030		Construction Project	41790	496.28	2.61%
ICICI Lombard General Insurance Company Ltd.	INE765G01017		Finance	37820	467.70	2.46%
Brigade Enterprises Ltd.	INE791I01019		Construction	180000	416.79	2.19%
PNC Infratech Ltd.	INE195J01029		Construction	230035	394.40	2.07%
Cyient Ltd.	INE136B01020		Software	79530	337.64	1.77%
CESC Ltd.	INE486A01013		Power	47878	309.75	1.63%
Tech Mahindra Ltd.	INE669C01036		Software	39453	293.69	1.54%
The Federal Bank Ltd.	INE171A01029		Banks	326316	280.31	1.47%
Engineers India Ltd.	INE510A01028		Construction Project	355608	248.93	1.31%
Vedanta Ltd.	INE205A01025		Non - Ferrous Metals	200000	228.00	1.20%
Ashoka Buildcon Ltd.	INE442H01029		Construction Project	200000	180.70	0.95%
Motherson Sumi Systems Ltd.	INE775A01035		Auto Ancillaries	172765	179.07	0.94%
Gateway Distriparks Ltd.	INE852F01015		Transportation	151424	176.64	0.93%
NLC India Ltd.	INE589A01014		Power	285074	170.90	0.90%
Bajaj Consumer Care Ltd.	INE933K01021		Consumer Non Durables	87812	168.86	0.89%
TVS Motor Company Ltd.	INE494B01023		Auto	36902	160.78	0.84%
Ultratech Cement Ltd.	INE481G01011		Cement	3400	143.47	0.75%
Titan Company Ltd.	INE280A01028		Consumer Durables	11303	141.80	0.74%
Equitas Holdings Ltd.	INE988K01017		Finance	111385	120.13	0.63%
Bodal Chemicals Ltd.	INE338D01028		Chemicals	165316	115.56	0.61%
Orient Cement Ltd.	INE876N01018		Cement	130150	103.66	0.54%
Chambal Fertilisers & Chemicals Ltd.	INE085A01013		Fertilisers	69942	98.55	0.52%
Coal India Ltd.	INE522F01014		Minerals/Mining	55990	94.29	0.50%
The Phoenix Mills Ltd.	INE211B01039		Construction	10729	91.89	0.48%
United Breweries Ltd.	INE686F01025		Consumer Non Durables	6800	84.70	0.44%
Neogen Chemicals Ltd.	INE136S01016		Chemicals	15691	77.84	0.41%
Sun Pharmaceutical Industries Ltd.	INE044A01036		Pharmaceuticals	12277	45.78	0.24%
Power Grid Corporation Of India Ltd.	INE752E01010		Power	23220	42.14	0.22%
Oil & Natural Gas Corporation Ltd.	INE213A01029		Oil	41194	37.88	0.20%
Bharat Electronics Ltd.	INE263A01024		Industrial Capital Goods	12340	9.13	0.05%
NMDC Ltd.	INE584A01023		Minerals/Mining	9870	9.00	0.05%
NHPC Ltd.	INE848E01016		Power	26600	5.48	0.03%
Oil India Ltd.	INE274J01014		Oil	3870	4.18	0.02%
NBCC (India) Ltd.	INE095N01031		Construction	7050	1.86	0.01%
Cochin Shipyard Ltd.	INE704P01017		Industrial Capital Goods	380	1.29	0.01%
SJVN Ltd.	INE002L01015		Power	5430	1.26	0.01%
Unlisted					**Nil**	**Nil**
Debt Instruments					**Nil**	**Nil**
Listed / Awaiting Listing On Stock Exchanges					**Nil**	**Nil**
Privately Placed/unlisted					**Nil**	**Nil**
Securitized Debt Instruments					**Nil**	**Nil**
Term Deposits					**Nil**	**Nil**
Deposits (maturity not exceeding 91 days)					**Nil**	**Nil**
Deposits (Placed as Margin)					**Nil**	**Nil**
Money Market Instruments					**298.55**	**1.57%**
CPs and CDs					**Nil**	**Nil**
Treasury Bills					**298.55**	**1.57%**
364 Days Treasury Bills	IN002018Z513		SOV	200000	199.47	1.05%
182 Days Treasury Bills	IN002019Y332		SOV	100000	99.08	0.52%
TREPS					**2746.31**	**14.43%**
Units of Real Estate Investment Trust (REITs)					**Nil**	**Nil**

	A	B	C	D	E	F	G	H	I
83		**Others**					**46.58**	**0.24%**	
84		Cash Margin - Derivatives					46.58	0.24%	
85									
86		**Net Current Assets**					**-550.69**	**-2.89%**	
87		**Total Net Assets**					**19036.42**	**100.00%**	
88									
89									
90		Non-Convertible debentures / Bonds & Zero Coupon Bonds / Deep Discount Bonds are considered as Traded based on the information provided by external agencies.							
91		Net Current Assets is adjusted to the extent of short derivatives positions, if any.							
92		For the Instrument/security whose final ISIN is yet to be assigned, disclosure of ISIN has been made as per the details provided by external agencies.							

ICICI Prudential Mutual Fund

ICICI Prudential Value Fund - Series 18

Portfolio as on Feb 29,2020

Company/Issuer/Instrument Name	ISIN	Coupon	Industry/Rating	Quantity	Exposure/Market Value(Rs.Lakh)	% to Nav
Equity & Equity Related Instruments					**11675.63**	**84.24%**
Listed / Awaiting Listing On Stock Exchanges					**11675.63**	**84.24%**
HDFC Bank Ltd.	INE040A01034		Banks	110870	1305.66	9.42%
Bharti Airtel Ltd.	INE397D01024		Telecom - Services	191670	1003.39	7.24%
ICICI Bank Ltd.	INE090A01021		Banks	185000	919.91	6.64%
ITC Ltd.	INE154A01025		Consumer Non Durables	450000	888.98	6.41%
Axis Bank Ltd.	INE238A01034		Banks	112313	783.16	5.65%
SBI Life Insurance Company Ltd.	INE123W01016		Finance	79201	705.21	5.09%
NTPC Ltd.	INE733E01010		Power	657465	700.53	5.05%
Infosys Ltd.	INE009A01021		Software	80000	585.36	4.22%
Tata Chemicals Ltd.	INE092A01019		Chemicals	52885	377.60	2.72%
ICICI Lombard General Insurance Company Ltd.	INE765G01017		Finance	28759	355.65	2.57%
IPCA Laboratories Ltd.	INE571A01020		Pharmaceuticals	25000	340.34	2.46%
State Bank Of India	INE062A01020		Banks	107770	326.54	2.36%
Cholamandalam Financial Holdings Ltd.	INE149A01033		Finance	60000	307.80	2.22%
Sun Pharmaceutical Industries Ltd.	INE044A01036		Pharmaceuticals	81800	305.03	2.20%
CESC Ltd.	INE486A01013		Power	43389	280.71	2.03%
Exide Industries Ltd.	INE302A01020		Auto Ancillaries	154026	253.14	1.83%
HCL Technologies Ltd.	INE860A01027		Software	43572	232.83	1.68%
Sundaram Finance Ltd.	INE660A01013		Finance	14727	232.52	1.68%
The Federal Bank Ltd.	INE171A01029		Banks	252895	217.24	1.57%
KEI Industries Ltd.	INE878B01027		Industrial Products	40000	196.20	1.42%
PVR Ltd.	INE191H01014		Media & Entertainment	10000	190.74	1.38%
Motherson Sumi Systems Ltd.	INE775A01035		Auto Ancillaries	160429	166.28	1.20%
Can Fin Homes Ltd.	INE477A01020		Finance	31699	158.51	1.14%
HDFC Ltd.	INE001A01036		Finance	6853	149.10	1.08%
Bodal Chemicals Ltd.	INE338D01028		Chemicals	173223	121.08	0.87%
Mahindra Lifespace Developers Ltd.	INE813A01018		Construction	31754	113.17	0.82%
Bank Of Baroda	INE028A01039		Banks	114142	87.09	0.63%
Equitas Holdings Ltd.	INE988K01017		Finance	75185	81.09	0.59%
The Phoenix Mills Ltd.	INE211B01039		Construction	7499	64.23	0.46%
United Breweries Ltd.	INE686F01025		Consumer Non Durables	4936	61.49	0.44%
Titan Company Ltd.	INE280A01028		Consumer Durables	2447	30.70	0.22%
Hexaware Technologies Ltd.	INE093A01033		Software	7842	28.19	0.20%
Maruti Suzuki India Ltd.	INE585B01010		Auto	435	27.33	0.20%
The Jammu & Kashmir Bank Ltd.	INE168A01041		Banks	133665	26.40	0.19%
The Indian Hotels Company Ltd.	INE053A01029		Hotels, Resorts And Other Recreational Activities	17515	23.65	0.17%
Orient Electric Ltd.	INE142Z01019		Consumer Durables	7429	19.49	0.14%
Sundaram Finance Holdings Ltd.	INE202Z01029		Finance	15581	9.29	0.07%
Unlisted					**Nil**	**Nil**
Debt Instruments					**Nil**	**Nil**
Listed / Awaiting Listing On Stock Exchanges					**Nil**	**Nil**
Privately Placed/unlisted					**Nil**	**Nil**
Securitized Debt Instruments					**Nil**	**Nil**
Term Deposits					**Nil**	**Nil**
Deposits (maturity not exceeding 91 days)					**Nil**	**Nil**
Deposits (Placed as Margin)					**Nil**	**Nil**
Money Market Instruments					**Nil**	**Nil**
CPs and CDs					**Nil**	**Nil**
Treasury Bills					**Nil**	**Nil**
TREPS					**1607.47**	**11.60%**
Units of Real Estate Investment Trust (REITs)					**Nil**	**Nil**
Others					**98.57**	**0.71%**
Cash Margin - Derivatives					98.57	0.71%
Net Current Assets					**478.41**	**3.45%**
Total Net Assets					**13860.08**	**100.00%**

Non-Convertible debentures / Bonds & Zero Coupon Bonds / Deep Discount Bonds are considered as Traded based on the information provided by external agencies.

Net Current Assets is adjusted to the extent of short derivatives positions, if any.

For the Instrument/security whose final ISIN is yet to be assigned, disclosure of ISIN has been made as per the details provided by external agencies.

ICICI Prudential Mutual Fund

ICICI Prudential Value Fund - Series 19

Portfolio as on Feb 29,2020

Company/Issuer/Instrument Name	ISIN	Coupon	Industry/Rating	Quantity	Exposure/Market Value(Rs.Lakh)	% to Nav
Equity & Equity Related Instruments					**151558.61**	**92.53%**
Listed / Awaiting Listing On Stock Exchanges					**151558.61**	**92.53%**
Bharti Airtel Ltd.	INE397D01024		Telecom - Services	3200000	16752.00	10.23%
NTPC Ltd.	INE733E01010		Power	15500000	16515.25	10.08%
Oil & Natural Gas Corporation Ltd.	INE213A01029		Oil	13612556	12516.75	7.64%
Hindalco Industries Ltd.	INE038A01020		Non - Ferrous Metals	7511674	11710.70	7.15%
Vedanta Ltd.	INE205A01025		Non - Ferrous Metals	9455201	10778.93	6.58%
Tata Chemicals Ltd.	INE092A01019		Chemicals	1252770	8944.78	5.46%
Indian Oil Corporation Ltd.	INE242A01010		Petroleum Products	8111723	8578.15	5.24%
Coal India Ltd.	INE522F01014		Minerals/Mining	4110462	6922.02	4.23%
Cipla Ltd.	INE059A01026		Pharmaceuticals	1657781	6665.94	4.07%
Oil India Ltd.	INE274J01014		Oil	5315119	5740.33	3.50%
Hindustan Petroleum Corporation Ltd.	INE094A01015		Petroleum Products	2620053	5175.91	3.16%
Power Grid Corporation Of India Ltd.	INE752E01010		Power	2104000	3818.76	2.33%
NLC India Ltd.	INE589A01014		Power	6156600	3690.88	2.25%
Sun TV Network Ltd.	INE424H01027		Media & Entertainment	820000	3407.10	2.08%
National Aluminium Company Ltd.	INE139A01034		Non - Ferrous Metals	9388562	3145.17	1.92%
Cummins India Ltd.	INE298A01020		Industrial Products	591356	3021.53	1.84%
CESC Ltd.	INE486A01013		Power	461589	2986.25	1.82%
ITC Ltd.	INE154A01025		Consumer Non Durables	1467414	2898.88	1.77%
Tata Power Company Ltd.	INE245A01021		Power	4300508	2008.34	1.23%
Mangalore Refinery and Petrochemicals Ltd.	INE103A01014		Petroleum Products	5080473	1930.58	1.18%
SBI Life Insurance Company Ltd.	INE123W01016		Finance	169040	1505.13	0.92%
BSE Ltd.	INE118H01025		Finance	306975	1390.60	0.85%
Sun Pharmaceutical Industries Ltd.	INE044A01036		Pharmaceuticals	311654	1162.16	0.71%
The Shipping Corporation Of India Ltd.	INE109A01011		Transportation	2500000	1125.00	0.69%
The Karnataka Bank Ltd.	INE614B01018		Banks	1500000	1044.00	0.64%
Apollo Tyres Ltd.	INE438A01022		Auto Ancillaries	704005	1005.32	0.61%
Triveni Turbine Ltd.	INE152M01016		Industrial Capital Goods	931707	886.05	0.54%
Zee Entertainment Enterprises Ltd.	INE256A01028		Media & Entertainment	363645	870.20	0.53%
The Federal Bank Ltd.	INE171A01029		Banks	997648	856.98	0.52%
Entertainment Network (India) Ltd.	INE265F01028		Media & Entertainment	435271	849.43	0.52%
NHPC Ltd.	INE848E01016		Power	3762220	775.02	0.47%
SJVN Ltd.	INE002L01015		Power	3330367	770.98	0.47%
Tata Motors Ltd. - DVR	IN9155A01020		Auto	1119936	621.56	0.38%
Sandhar Technologies Ltd.	INE278H01035		Auto Ancillaries	161116	388.61	0.24%
Bharat Petroleum Corporation Ltd.	INE029A01011		Petroleum Products	81544	347.66	0.21%
Tata Steel Ltd.	INE081A01012		Ferrous Metals	85935	328.06	0.20%
Karur Vysya Bank Ltd.	INE036D01028		Banks	275125	115.00	0.07%
JSW Energy Ltd	INE121E01018		Power	192975	110.57	0.07%
Triveni Engineering & Industries Ltd.	INE256C01024		Consumer Non Durables	165834	104.23	0.06%
Mahindra Lifespace Developers Ltd.	INE813A01018		Construction	13219	47.11	0.03%
Gujarat Mineral Development Corporation Ltd.	INE131A01031		Minerals/Mining	48307	24.64	0.02%
Central Depository Services (India) Ltd.	INE736A01011		Finance	3151	8.35	0.01%
V-Mart Retail Ltd.	INE665J01013		Retailing	324	7.23	^
Orient Paper & Industries Ltd.	INE592A01026		Paper	30895	6.47	^
Unlisted					**Nil**	**Nil**
Debt Instruments					**Nil**	**Nil**
Listed / Awaiting Listing On Stock Exchanges					**Nil**	**Nil**
Privately Placed/unlisted					**Nil**	**Nil**
Securitized Debt Instruments					**Nil**	**Nil**
Term Deposits					**1275.00**	**0.78%**
Deposits (maturity not exceeding 91 days)					**Nil**	**Nil**
Deposits (Placed as Margin)					**1275.00**	**0.78%**
Canara Bank Ltd - 31 Mar 2020 (Duration - 91 Days)					750.00	0.46%
HDFC Bank Ltd. - 16 Apr 2020 (Duration - 91 Days)					525.00	0.32%
Money Market Instruments					**1097.09**	**0.67%**
CPs and CDs					**Nil**	**Nil**
Treasury Bills					**1097.09**	**0.67%**
364 Days Treasury Bills	IN002018Z513		SOV	1100000	1097.09	0.67%
Units of Mutual Fund					**7964.30**	**4.86%**
Reliance CPSE ETF	INF457M01133		Mutual Fund	42430994	7964.30	4.86%
TREPS					**5057.12**	**3.09%**
Units of Real Estate Investment Trust (REITs)					**Nil**	**Nil**

	A	B	C	D	E	F	G	H	I
85		**Others**					**145.06**	**0.09%**	
86		Cash Margin - Derivatives					145.06	0.09%	
87									
88		**Net Current Assets**					**-3301.77**	**-2.02%**	
89		**Total Net Assets**					**163795.41**	**100.00%**	
90									
91									
92		Non-Convertible debentures / Bonds & Zero Coupon Bonds / Deep Discount Bonds are considered as Traded based on the information provided by external agencies.							
93		^ Value Less than 0.01% of NAV in absolute terms.							
94		Net Current Assets is adjusted to the extent of short derivatives positions, if any.							
95		For the Instrument/security whose final ISIN is yet to be assigned, disclosure of ISIN has been made as per the details provided by external agencies.							

ICICI Prudential Mutual Fund

ICICI Prudential Value Fund - Series 20

Portfolio as on Feb 29,2020

Company/Issuer/Instrument Name	ISIN	Coupon	Industry/Rating	Quantity	Exposure/Market Value(Rs.Lakh)	% to Nav
Equity & Equity Related Instruments					**41526.77**	**85.07%**
Listed / Awaiting Listing On Stock Exchanges					**41526.77**	**85.07%**
HDFC Bank Ltd.	INE040A01034		Banks	389394	4585.70	9.39%
NTPC Ltd.	INE733E01010		Power	3735890	3980.59	8.15%
ITC Ltd.	INE154A01025		Consumer Non Durables	1795265	3546.55	7.27%
ICICI Bank Ltd.	INE090A01021		Banks	685175	3407.03	6.98%
Infosys Ltd.	INE009A01021		Software	311392	2278.46	4.67%
Bharti Airtel Ltd.	INE397D01024		Telecom - Services	352631	1846.02	3.78%
Tata Steel Ltd.	INE081A01012		Ferrous Metals	465168	1775.78	3.64%
Avenue Supermarts Ltd.	INE192R01011		Retailing	74477	1730.81	3.55%
Hindustan Petroleum Corporation Ltd.	INE094A01015		Petroleum Products	835121	1649.78	3.38%
Axis Bank Ltd.	INE238A01034		Banks	209353	1459.82	2.99%
ICICI Lombard General Insurance Company Ltd.	INE765G01017		Finance	99817	1234.39	2.53%
TVS Motor Company Ltd.	INE494B01023		Auto	282893	1232.56	2.53%
SBI Life Insurance Company Ltd.	INE123W01016		Finance	113398	1009.70	2.07%
Bajaj Finance Ltd.	INE296A01024		Finance	22146	989.01	2.03%
Hindalco Industries Ltd.	INE038A01020		Non - Ferrous Metals	566018	882.42	1.81%
Gujarat Pipavav Port Ltd.	INE517F01014		Transportation	1110437	795.63	1.63%
Motherson Sumi Systems Ltd.	INE775A01035		Auto Ancillaries	664186	688.43	1.41%
Fortis Healthcare Ltd.	INE061F01013		Healthcare Services	444265	684.39	1.40%
Ambuja Cements Ltd.	INE079A01024		Cement	319085	654.28	1.34%
The Indian Hotels Company Ltd.	INE053A01029		Hotels, Resorts And Other Recreational Activities	483550	652.79	1.34%
SBI Cards & Payment Services Ltd.	INE018E01016		Finance	85063	642.23	1.32%
Sandhar Technologies Ltd.	INE278H01035		Auto Ancillaries	229051	552.47	1.13%
Indian Oil Corporation Ltd.	INE242A01010		Petroleum Products	477425	504.88	1.03%
Tech Mahindra Ltd.	INE669C01036		Software	67567	502.97	1.03%
United Breweries Ltd.	INE686F01025		Consumer Non Durables	39931	497.40	1.02%
HDFC Standard Life Insurance Company Ltd.	INE795G01014		Finance	90580	492.85	1.01%
State Bank Of India	INE062A01020		Banks	162535	492.48	1.01%
KNR Constructions Ltd.	INE634I01029		Construction	176201	467.46	0.96%
Eicher Motors Ltd.	INE066A01013		Auto	2567	426.18	0.87%
PVR Ltd.	INE191H01014		Media & Entertainment	19249	367.16	0.75%
Engineers India Ltd.	INE510A01028		Construction Project	457816	320.47	0.66%
Interglobe Aviation Ltd.	INE646L01027		Transportation	23713	308.28	0.63%
Quess Corp Ltd.	INE615P01015		Services	54641	280.96	0.58%
Siemens Ltd.	INE003A01024		Industrial Capital Goods	18704	243.85	0.50%
Maruti Suzuki India Ltd.	INE585B01010		Auto	3710	233.10	0.48%
Coal India Ltd.	INE522F01014		Minerals/Mining	116420	196.05	0.40%
Thomas Cook (India) Ltd.	INE332A01027		Services	289259	135.95	0.28%
Bank Of Baroda	INE028A01039		Banks	113400	86.52	0.18%
Larsen & Toubro Ltd.	INE018A01030		Construction Project	7054	83.77	0.17%
CSB Bank Ltd	INE679A01013		Banks	26510	45.70	0.09%
Sun Pharmaceutical Industries Ltd.	INE044A01036		Pharmaceuticals	10015	37.35	0.08%
Axis Bank Ltd. $$			Banks	-68400	-475.45	-0.97%
Unlisted					**Nil**	**Nil**
Debt Instruments					**Nil**	**Nil**
Listed / Awaiting Listing On Stock Exchanges					**Nil**	**Nil**
Privately Placed/unlisted					**Nil**	**Nil**
Securitized Debt Instruments					**Nil**	**Nil**
Term Deposits					**525.00**	**1.08%**
Deposits (maturity not exceeding 91 days)					**Nil**	**Nil**
Deposits (Placed as Margin)					**525.00**	**1.08%**
HDFC Bank Ltd. - 16 Apr 2020 (Duration - 91 Days)					525.00	1.08%
Money Market Instruments					**748.01**	**1.53%**
CPs and CDs					**Nil**	**Nil**
Treasury Bills					**748.01**	**1.53%**
364 Days Treasury Bills	IN002018Z513		SOV	750000	748.01	1.53%
Units of Mutual Fund					**2545.56**	**5.21%**
Reliance CPSE ETF	INF457M01133		Mutual Fund	13561850	2545.56	5.21%
TREPS					**3831.18**	**7.85%**
Units of Real Estate Investment Trust (REITs)					**Nil**	**Nil**
Others					**77.33**	**0.16%**
Cash Margin - Derivatives					77.33	0.16%
Net Current Assets					**-440.17**	**-0.90%**
Total Net Assets					**48813.67**	**100.00%**

Non-Convertible debentures / Bonds & Zero Coupon Bonds / Deep Discount Bonds are considered as Traded based on the information provided by external agencies.

$$ - Derivatives.

Net Current Assets is adjusted to the extent of short derivatives positions, if any.

For the Instrument/security whose final ISIN is yet to be assigned, disclosure of ISIN has been made as per the details provided by external agencies.

ICICI Prudential Mutual Fund

ICICI Prudential Value Fund - Series 8

Portfolio as on Feb 29,2020

Company/Issuer/Instrument Name	ISIN	Coupon	Industry/Rating	Quantity	Exposure/Market Value(Rs.Lakh)	% to Nav
Equity & Equity Related Instruments					**1100.77**	**96.98%**
Listed / Awaiting Listing On Stock Exchanges					**1100.77**	**96.98%**
Bharti Airtel Ltd.	INE397D01024		Telecom - Services	22164	116.03	10.22%
NTPC Ltd.	INE733E01010		Power	84000	89.50	7.89%
ITC Ltd.	INE154A01025		Consumer Non Durables	42062	83.09	7.32%
Maruti Suzuki India Ltd.	INE585B01010		Auto	1039	65.28	5.75%
Gateway Distriparks Ltd.	INE852F01015		Transportation	50668	59.10	5.21%
Ambuja Cements Ltd.	INE079A01024		Cement	25995	53.30	4.70%
Mahindra & Mahindra Financial Services Ltd.	INE774D01024		Finance	14168	48.63	4.28%
Hindalco Industries Ltd.	INE038A01020		Non - Ferrous Metals	30000	46.77	4.12%
Deepak Nitrite Ltd.	INE288B01029		Chemicals	10081	46.56	4.10%
United Breweries Ltd.	INE686F01025		Consumer Non Durables	3683	45.88	4.04%
V-Mart Retail Ltd.	INE665J01013		Retailing	1982	44.21	3.90%
Bank Of Baroda	INE028A01039		Banks	55802	42.58	3.75%
GAIL (India) Ltd.	INE129A01019		Gas	36469	38.07	3.35%
Tata Power Company Ltd.	INE245A01021		Power	79754	37.25	3.28%
State Bank Of India	INE062A01020		Banks	11407	34.56	3.04%
Century Plyboards (India) Ltd.	INE348B01021		Consumer Durables	21718	34.05	3.00%
Shriram City Union Finance Ltd.	INE722A01011		Finance	2216	31.64	2.79%
Hindustan Aeronautics Ltd.	INE066F01012		Aerospace & Defense	4243	29.11	2.56%
The South Indian Bank Ltd.	INE683A01023		Banks	295597	27.34	2.41%
Triveni Engineering & Industries Ltd.	INE256C01024		Consumer Non Durables	40000	25.14	2.21%
Fortis Healthcare Ltd.	INE061F01013		Healthcare Services	16279	25.08	2.21%
Aster DM Healthcare Ltd.	INE914M01019		Healthcare Services	13815	22.44	1.98%
Cummins India Ltd.	INE298A01020		Industrial Products	4037	20.63	1.82%
Tata Chemicals Ltd.	INE092A01019		Chemicals	2274	16.24	1.43%
HDFC Bank Ltd.	INE040A01034		Banks	872	10.27	0.90%
Bharat Heavy Electricals Ltd.	INE257A01026		Industrial Capital Goods	26193	8.02	0.71%
Unlisted					**Nil**	**Nil**
Debt Instruments					**Nil**	**Nil**
Listed / Awaiting Listing On Stock Exchanges					**Nil**	**Nil**
Privately Placed/unlisted					**Nil**	**Nil**
Securitized Debt Instruments					**Nil**	**Nil**
Term Deposits					**Nil**	**Nil**
Deposits (maturity not exceeding 91 days)					**Nil**	**Nil**
Deposits (Placed as Margin)					**Nil**	**Nil**
Money Market Instruments					**Nil**	**Nil**
CPs and CDs					**Nil**	**Nil**
Treasury Bills					**Nil**	**Nil**
TREPS					**46.16**	**4.07%**
Units of Real Estate Investment Trust (REITs)					**Nil**	**Nil**
Net Current Assets					**-11.94**	**-1.05%**
Total Net Assets					**1134.99**	**100.00%**

Non-Convertible debentures / Bonds & Zero Coupon Bonds / Deep Discount Bonds are considered as Traded based on the information provided by external agencies.

Net Current Assets is adjusted to the extent of short derivatives positions, if any.

For the Instrument/security whose final ISIN is yet to be assigned, disclosure of ISIN has been made as per the details provided by external agencies.

	A	B	C	D	E	F	G	H	I
1		I I L							
2		I I L 3 9 3 7 7 6 J K							
3		L 8 28686							
4		I 5 5		I	5		K 5 . 4 /		
5		J					8 94 8	7487	
6									
7		5 G K					87488	4 8	
8									
9									
10									
11		3I 5 H					9 64	646	
12		Reliance Industries Ltd. **	INE002A07775	8.75	CRISIL AAA	70	703.26	9.12%	
13		Power Finance Corporation Ltd. **	INE134E08HF0	8.38	CRISIL AAA	69	692.81	8.98%	
14		AU Small Finance Bank Ltd. **	INE949L08301	8.9	FITCH AA-	61	611.18	7.92%	
15		Century Textiles & Industries Ltd.	INE055A07088	8.29	CRISIL AA	61	610.92	7.92%	
16		Bombay Burmah Trading Corporation Ltd. **	INE050A07014	8.44	FITCH AA	60	601.25	7.79%	
17		Aditya Birla Finance Ltd. **	INE860H07BE1	8.87	ICRA AAA	40	401.09	5.20%	
18		Bajaj Finance Ltd. **	INE296A07OB2	7.6411	CRISIL AAA	23	230.22	2.98%	
19		Power Finance Corporation Ltd. **	INE134E08CX4	8.7	CRISIL AAA	1	10.05	0.13%	
20									
21		I H 5 J J H					64	4	
22		Sundaram Home Finance Ltd. **	INE667F07HE1		ICRA AA+	60	660.44	8.56%	
23									
24		5					7 84 6	884	
25									
26		3I 5 H					7 84 6	884	
27		Tata Housing Development Company Ltd. **	INE582L07112	8.19	ICRA AA	61	610.39	7.91%	
28		CLP Wind Farms (India) Pvt. Ltd. **	INE336K07032	9.15	FITCH AA	6	601.38	7.80%	
29		TRIL IT4 Pvt. Ltd. **	INE011S07034	8.53	ICRA A+	53	530.73	6.88%	
30									
31		I H 5 J J H							
32									
33		J							
34									
35		J							
36									
37		J . 7 /							
38									
39		J . /							
40									
41							8496	4	
42									
43		I IJ					8496	4	
44		The South Indian Bank Ltd. **	INE683A16NB4		CARE A1+	760	752.30	9.75%	
45									
46		H							
47									
48		K					64 8	49	
49									
50		K . K /							
51									
52		I G					86 4 7	84	
53		G					7949	766466	
54									
55									
56		Non-Convertible debentures / Bonds & Zero Coupon Bonds / Deep Discount Bonds are considered as Traded based on the information provided by external agencies.							
57		The scheme has not transacted in Credit Default Swaps.							
58		** Non Traded / Illiquid Securities.							
59		Net Current Assets is adjusted to the extent of short derivatives positions, if any.							
60		For the Instrument/security whose final ISIN is yet to be assigned, disclosure of ISIN has been made as per the details provided by external agencies.							

I I L						
I I L 3 6 3 7 7 8 J						
L 8 28686						
I 5 5		I	5		K 5 . 4 /	
J					7 48	46
5 G K					788 4	9 46
3I 5 H					788 4	9 46
HDFC Ltd. **	INE001A07NU8	8.49	CRISIL AAA	50	250.86	7.98%
Power Finance Corporation Ltd. **	INE134E08IQ5	6.83	CRISIL AAA	25	250.24	7.96%
Century Textiles & Industries Ltd.	INE055A07088	8.29	CRISIL AA	24	240.36	7.65%
Power Grid Corporation Of India Ltd. **	INE752E07NM5	8.13	CRISIL AAA	20	200.63	6.38%
Incline Realty Pvt. Ltd. **	INE568Q07060	9.25	CARE AA+(SO)	1	100.15	3.19%
Can Fin Homes Ltd. **	INE477A07225	7.57	FITCH AA	10	100.10	3.19%
Muthoot Finance Ltd. **	INE414G07CL2	8.5	CRISIL AA	4500	45.05	1.43%
Power Finance Corporation Ltd. **	INE134E08HF0	8.38	CRISIL AAA	4	40.16	1.28%
I H 5 J J H						
5					64 7	7 4
3I 5 H					64 7	7 4
Tata Housing Development Company Ltd. **	INE582L07112	8.19	ICRA AA	24	240.15	7.64%
Afcons Infrastructure Ltd. **	INE101I08040	9.87	ICRA AA	23	230.56	7.34%
I H 5 J J H						
J						
J						
J . 7 /						
J . /						
					9 4	7749
I I J					9 4	7749
IndusInd Bank Ltd. **	INE095A16F53		CRISIL A1+	300	297.70	9.47%
Bank Of Baroda **	INE028A16BF8		FITCH A1+	60	59.87	1.91%
H						
K					766 46	9846
K . K /						
I G					4	84
G					97 84	766466

Non-Convertible debentures / Bonds & Zero Coupon Bonds / Deep Discount Bonds are considered as Traded based on the information provided by external agencies.

The scheme has not transacted in Credit Default Swaps.

** Non Traded / Illiquid Securities.

Net Current Assets is adjusted to the extent of short derivatives positions, if any.

For the Instrument/security whose final ISIN is yet to be assigned, disclosure of ISIN has been made as per the details provided by external agencies.

Debt instruments having structured obligations or credit enhancement features have been denoted with suffix as (SO) or (CE) respectively against the ratings of the instrument

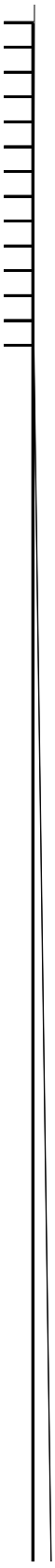

I I L							
I I L 3 6377 6J							
L 8 28686							
I 5 5		I	5		K 5 . 4 /		
J						8 4	46
5G K						9 7 487	99477
3I 5H						967 4	8 4
Can Fin Homes Ltd. **	INE477A07225	7.57	FITCH AA	90		900.92	8.49%
Power Finance Corporation Ltd. **	INE134E08IQ5	6.83	CRISIL AAA	65		650.63	6.13%
AU Small Finance Bank Ltd. **	INE949L08301	8.9	FITCH AA-	49		490.95	4.62%
Incline Realty Pvt. Ltd. **	INE568Q07060	9.25	CARE AA+(SO)	4		400.58	3.77%
Power Finance Corporation Ltd. **	INE134E08HF0	8.38	CRISIL AAA	33		331.35	3.12%
Muthoot Finance Ltd. **	INE414G07CL2	8.5	CRISIL AA	16500		165.17	1.56%
HDFC Ltd. **	INE001A07NU8	8.49	CRISIL AAA	16		80.28	0.76%
I H 5J J H						499	4
Sundaram Home Finance Ltd. **	INE667F07HE1		ICRA AA+	45		495.33	4.67%
5						8 4	8 4
3I 5H						8 4	8 4
Afcons Infrastructure Ltd. **	INE101I08040	9.87	ICRA AA	80		801.94	7.55%
CLP Wind Farms (India) Pvt. Ltd. **	INE336K07032	9.15	FITCH AA	8		801.83	7.55%
Tata Housing Development Company Ltd. **	INE582L07112	8.19	ICRA AA	80		800.51	7.54%
TRIL IT4 Pvt. Ltd. **	INE011S07034	8.53	ICRA A+	35		350.49	3.30%
I H 5J J H							
J							
J							
J . 7 /							
J . /							
						78 4	7847
I I J						78 4	7847
The South Indian Bank Ltd. **	INE683A16NB4		CARE A1+	1040		1029.46	9.70%
Bank Of Baroda **	INE028A16BF8		FITCH A1+	260		259.42	2.44%
H							
K						8 8 49	8 4
K . K /							
I G						88 47	847
G						76 7 4	766466

Non-Convertible debentures / Bonds & Zero Coupon Bonds / Deep Discount Bonds are considered as Traded based on the information provided by external agencies.
The scheme has not transacted in Credit Default Swaps.
** Non Traded / Illiquid Securities.
Net Current Assets is adjusted to the extent of short derivatives positions, if any.
For the Instrument/security whose final ISIN is yet to be assigned, disclosure of ISIN has been made as per the details provided by external agencies.
Debt instruments having structured obligations or credit enhancement features have been denoted with suffix as (SO) or (CE) respectively against the ratings of the instrument

I I L

I I L 3 6 3 77 6 J

L 8 28686

I 5 5		I	5		K 5 . 4 /	
J					87 4 9	84
5 G K					7 4	9 469
3I 5 H					99 4	8 4 8
Power Finance Corporation Ltd. **	INE134E08IQ5	6.83	CRISIL AAA	100	1000.97	8.46%
AU Small Finance Bank Ltd. **	INE949L08301	8.9	FITCH AA-	80	801.55	6.77%
Incline Realty Pvt. Ltd. **	INE568Q07060	9.25	CARE AA+(SO)	5	500.73	4.23%
LIC Housing Finance Ltd. **	INE115A07KV0	7.2	CRISIL AAA	42	420.77	3.56%
Muthoot Finance Ltd. **	INE414G07CL2	8.5	CRISIL AA	28000	280.29	2.37%
Bajaj Finance Ltd. **	INE296A07OB2	7.6411	CRISIL AAA	22	220.21	1.86%
Power Finance Corporation Ltd. **	INE134E08HF0	8.38	CRISIL AAA	9	90.37	0.76%
Can Fin Homes Ltd. **	INE477A07225	7.57	FITCH AA	6	60.06	0.51%
I H 5 J J H					64 7	4 7
Sundaram Home Finance Ltd. **	INE667F07HE1		ICRA AA+	70	770.51	6.51%
5					86 4	7 4 9
3I 5 H					86 4	7 4 9
Afcons Infrastructure Ltd. **	INE101I08040	9.87	ICRA AA	85	852.06	7.20%
CLP Wind Farms (India) Pvt. Ltd. **	INE336K07032	9.15	FITCH AA	8	801.83	6.78%
TRIL IT4 Pvt. Ltd. **	INE011S07034	8.53	ICRA A+	42	420.58	3.55%
I H 5 J J H						
J						
J						
J . 7 /						
J . /						
					77 47	4
I IJ					77 47	4
The South Indian Bank Ltd. **	INE683A16NB4		CARE A1+	1170	1158.14	9.79%
H						
K					88849	9 4
K . K /						
I G					89 498	74
G					77 9 4	766466

Non-Convertible debentures / Bonds & Zero Coupon Bonds / Deep Discount Bonds are considered as Traded based on the information provided by external agencies.

The scheme has not transacted in Credit Default Swaps.

** Non Traded / Illiquid Securities.

Net Current Assets is adjusted to the extent of short derivatives positions, if any.

For the Instrument/security whose final ISIN is yet to be assigned, disclosure of ISIN has been made as per the details provided by external agencies.

Debt instruments having structured obligations or credit enhancement features have been denoted with suffix as (SO) or (CE) respectively against the ratings of the instrument

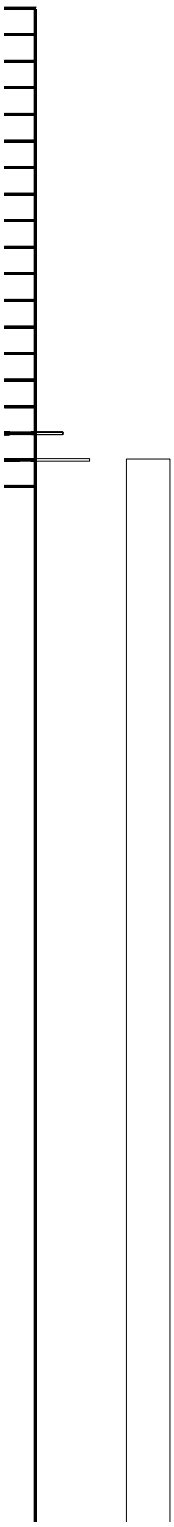

J						7 48	84
5G K						7 47	849
						64	94
State Government of Rajasthan	IN2920150298	8.39	SOV	6500000		6507.68	31.94%
State Government of Uttar Pradesh	IN3320150409	8.4	SOV	1000000		1000.76	4.91%
3I 5H						8 459	8946
HDFC Ltd. **	INE001A07QB1	11.58	CRISIL AAA	19		1908.09	9.37%
Power Finance Corporation Ltd. **	INE134E08HF0	8.38	CRISIL AAA	190		1907.75	9.36%
LIC Housing Finance Ltd. **	INE115A07GX4	8.68	CRISIL AAA	100		1002.16	4.92%
Small Industries Development Bank Of India **	INE556F08IV6	7.25	CARE AAA	1		10.03	0.05%
I H 5J J H						8 7846	774
Bajaj Finance Ltd. **	INE296A07NY6		CRISIL AAA	192		2412.04	11.84%
5						766457	64
3I 5H						766457	64
Tata Sons Ltd. **	INE895D08766	7.9	CRISIL AAA	10		100.01	0.49%
I H 5J J H							
J							
J							
J . 7 /							
J . /							
						8 846	79488
I IJ						8 846	79488
IndusInd Bank Ltd. **	INE095A16F53		CRISIL A1+	1350		1339.65	6.58%
Bank Of Baroda **	INE028A16BH4		ICRA A1+	1250		1244.16	6.11%
The South Indian Bank Ltd. **	INE683A16NB4		CARE A1+	110		108.89	0.53%
H							
K						87694 7	76498
K . K /							
I G						8 4	94
G						869 94 7	766456

Non-Convertible debentures / Bonds & Zero Coupon Bonds / Deep Discount Bonds are considered as Traded based on the information provided by external agencies.
The scheme has not transacted in Credit Default Swaps.
** Non Traded / Illiquid Securities.
Net Current Assets is adjusted to the extent of short derivatives positions, if any.
For the Instrument/security whose final ISIN is yet to be assigned, disclosure of ISIN has been made as per the details provided by external agencies.

I I L						
I I L 3 6 3 787 J						
L 8 28686						
I 5 5		I	5		K 5 . 4 /	
J					8794	746
5 G K					94 7	74
					96874	48
State Government of Rajasthan	IN2920160065	8.01	SOV	2700000	2719.26	39.85%
State Government of Andhra Pradesh	IN1020100047	8.11	SOV	200000	201.64	2.95%
State Government of Uttar Pradesh	IN3320160044	8.03	SOV	100000	100.57	1.47%
3I 5 H					87 4	974 6
LIC Housing Finance Ltd. **	INE115A07GX4	8.68	CRISIL AAA	63	631.36	9.25%
HDFC Ltd. **	INE001A07QB1	11.58	CRISIL AAA	6	602.56	8.83%
Small Industries Development Bank Of India **	INE556F08IV6	7.25	CARE AAA	35	350.89	5.14%
Power Finance Corporation Ltd. **	INE134E08IY9	7.42	CRISIL AAA	30	301.49	4.42%
Rural Electrification Corporation Ltd. **	INE020B08AV9	7.59	CRISIL AAA	17	170.11	2.49%
Bajaj Finance Ltd. **	INE296A07PZ8	7.62	CRISIL AAA	8	80.29	1.18%
NABARD **	INE261F08527	8.37	CRISIL AAA	4	40.27	0.59%
I H 5 J J H					9 4	4 6
Kotak Mahindra Prime Ltd. **	INE916DA7NH2		CRISIL AAA	38	375.47	5.50%
5					646	49
3I 5 H					646	49
Tata Sons Ltd. **	INE895D08766	7.9	CRISIL AAA	64	640.05	9.38%
I H 5 J J H						
J						
J						
J . 7 /						
J . /						
					8 84 9	94 7
I I J					8 84 9	94 7
IndusInd Bank Ltd. **	INE095A16B57		CRISIL A1+	259	252.93	3.71%
H						
K					4 6	74
K . K /						
I G					8 4 6	94
G					8 47	766466

Non-Convertible debentures / Bonds & Zero Coupon Bonds / Deep Discount Bonds are considered as Traded based on the information provided by external agencies.
The scheme has not transacted in Credit Default Swaps.
** Non Traded / Illiquid Securities.
Net Current Assets is adjusted to the extent of short derivatives positions, if any.
For the Instrument/security whose final ISIN is yet to be assigned, disclosure of ISIN has been made as per the details provided by external agencies.



	/	
	46	49
	497	4
	87 4	645
	035.66	38.64%
	182.11	1.40%
	7894	894
	205.11	9.25%
	814.04	6.25%
	501.88	3.85%
	250.64	1.92%
	211.44	1.62%
	90.28	0.69%
	50.18	0.39%
	6 4	774
	504.97	11.55%
	7 645	4 9
	7 645	4 9
	150.09	8.83%
	4	7845
	4	7845
	292.01	9.91%
	283.58	2.18%
	46	64 6
	9 646	84 8
	69748	766466
	external agencies.	
	es.	

I 5 5		I	5		K 5 . 4 /		
J					77 4	74 7	
5 G K					76 4	84	
					848	4 8	
State Government of Rajasthan	IN2920160065	8.01	SOV	5300000	5337.80	41.59%	
State Government of Tamil Nadu	IN3120100026	8.16	SOV	300000	302.83	2.36%	
State Government of Uttar Pradesh	IN3320100040	8.13	SOV	200000	201.65	1.57%	
3I 5 H					98 47	8 4 6	
HDFC Ltd. **	INE001A07QB1	11.58	CRISIL AAA	12	1205.11	9.39%	
Power Finance Corporation Ltd. **	INE134E08HP9	8.53	CRISIL AAA	113	1139.83	8.88%	
Small Industries Development Bank Of India **	INE556F08IV6	7.25	CARE AAA	35	350.89	2.73%	
Rural Electrification Corporation Ltd. **	INE020B08AV9	7.59	CRISIL AAA	30	300.20	2.34%	
LIC Housing Finance Ltd. **	INE115A07NK7	9.1106	CRISIL AAA	23	231.67	1.80%	
NABARD **	INE261F08527	8.37	CRISIL AAA	7	70.48	0.55%	
I H 5 J J H					7 468	7748	
Bajaj Finance Ltd. **	INE296A07OW8		CRISIL AAA	115	1444.02	11.25%	
5					7866476	49	
3I 5 H					7866476	49	
Tata Sons Ltd. **	INE895D08766	7.9	CRISIL AAA	120	1200.10	9.35%	
I H 5 J J H							
J							
J							
J . 7 /							
J . /							
					98 47	84	
I IJ					98 47	84	
IndusInd Bank Ltd. **	INE095A16B57		CRISIL A1+	324	316.41	2.47%	
Small Industries Development Bank Of India **	INE556F16705		CRISIL A1+	10	9.78	0.08%	
H							
K					9884	84 8	
K . K /							
I G					674	9479	
G					78 9 4	766466	

Non-Convertible debentures / Bonds & Zero Coupon Bonds / Deep Discount Bonds are considered as Traded based on the information provided by external agencies.

The scheme has not transacted in Credit Default Swaps.

** Non Traded / Illiquid Securities.

Net Current Assets is adjusted to the extent of short derivatives positions, if any.

For the Instrument/security whose final ISIN is yet to be assigned, disclosure of ISIN has been made as per the details provided by external agencies.



I I L						
I I L 3 6 378 9 J						
L 8 28686						
I 5 5		I	5		K 5 . 4 /	
J					7 7 4	4
5 G K					7 7 4	4
					4 8	84
State Government of Uttar Pradesh	IN3320160044	8.03	SOV	2500000	2514.35	12.51%
State Government of Tamil Nadu	IN3120100026	8.16	SOV	1396500	1409.70	7.01%
State Government of West Bengal	IN3420100056	8.17	SOV	1200000	1211.33	6.03%
State Government of Uttar Pradesh	IN3320100057	8.19	SOV	800000	807.60	4.02%
State Government of West Bengal	IN3420100049	8.11	SOV	600000	604.29	3.01%
State Government of Rajasthan	IN2920100046	8.15	SOV	500000	504.64	2.51%
State Government of Tamil Nadu	IN3120100034	8.15	SOV	495500	500.72	2.49%
State Government of Andhra Pradesh	IN1020100054	8.18	SOV	350000	353.70	1.76%
State Government of Maharashtra	IN2220100019	8.09	SOV	300000	302.13	1.50%
State Government of Tamil Nadu	IN3120100018	8.09	SOV	243800	245.53	1.22%
State Government of Uttar Pradesh	IN3320100040	8.13	SOV	100000	100.83	0.50%
3I 5 H					4	947
LIC Housing Finance Ltd. **	INE115A07LB0	7.52	CRISIL AAA	193	1936.02	9.63%
HDFC Ltd. **	INE001A07QB1	11.58	CRISIL AAA	19	1908.09	9.49%
NABARD **	INE261F08527	8.37	CRISIL AAA	186	1872.71	9.32%
Power Finance Corporation Ltd. **	INE134E08HP9	8.53	CRISIL AAA	185	1866.09	9.29%
Small Industries Development Bank Of India **	INE556F08IV6	7.25	CARE AAA	40	401.02	2.00%
Power Grid Corporation Of India Ltd. **	INE752E07MM7	8.4	CRISIL AAA	28	281.59	1.40%
HDB Financial Services Ltd. **	INE756I07BK6	7.55	CRISIL AAA	25	250.89	1.25%
Rural Electrification Corporation Ltd. **	INE020B08AV9	7.59	CRISIL AAA	14	140.09	0.70%
Bajaj Finance Ltd. **	INE296A07PZ8	7.62	CRISIL AAA	2	20.07	0.10%
I H 5 J J H					7 47	64 9
HDB Financial Services Ltd. **	INE756I07BF6		CRISIL AAA	15	186.19	0.93%
5						
3I 5 H						
I H 5 J J H						
J						
J						
J . 7 /						
J . /						
					79794	4
I IJ					79794	4
IndusInd Bank Ltd. **	INE095A16B57		CRISIL A1+	1305	1274.43	6.34%
Small Industries Development Bank Of India **	INE556F16705		CRISIL A1+	40	39.11	0.19%
H						
K					46	94 8
K . K /						
I G					7 4	946
G					866 4	76646
Non-Convertible debentures / Bonds & Zero Coupon Bonds / Deep Discount Bonds are considered as Traded based on the information provided by external agencies.						
The scheme has not transacted in Credit Default Swaps.						
** Non Traded / Illiquid Securities.						
Net Current Assets is adjusted to the extent of short derivatives positions, if any.						
For the Instrument/security whose final ISIN is yet to be assigned, disclosure of ISIN has been made as per the details provided by external agencies.						

I I L

I I L 3 7 37766 J

L 8 28686

I 5 5		I	5	K	5 . 4 /	
J					9 4	64 6
5 G K					86 4 7	9498
3I 5 H					86 4 7	9498
LIC Housing Finance Ltd. **	INE115A07NK7	9.1106	CRISIL AAA	33	332.40	8.67%
Vedanta Ltd. **	INE205A07030	9.45	CRISIL AA	30	301.91	7.87%
Muthoot Finance Ltd. **	INE414G07CC1	8.75	CRISIL AA	30000	301.25	7.86%
Bombay Burmah Trading Corporation Ltd. **	INE050A07014	8.44	FITCH AA	30	300.62	7.84%
JM Financial Products Ltd. **	INE523H07858	8.9	ICRA AA	30	296.66	7.74%
Power Finance Corporation Ltd. **	INE134E08HF0	8.38	CRISIL AAA	27	271.10	7.07%
Bajaj Finance Ltd. **	INE296A07PZ8	7.62	CRISIL AAA	24	240.87	6.28%
I H 5 J J H						
5					7 874	9 46
3I 5 H					77664	8 4 7
CLP Wind Farms (India) Pvt. Ltd. **	INE336K07032	9.15	FITCH AA	3	300.69	7.84%
Tata Housing Development Company Ltd. **	INE582L07112	8.19	ICRA AA	30	300.19	7.83%
Promont Hillside Pvt. Ltd. **	INE931Q08035	8.4	CARE AA(CE)	30	299.70	7.82%
Kribhco Infrastructure Ltd. **	INE961V08016	8.15	ICRA AA(CE)	20	200.37	5.23%
I H 5 J J H					9864 9	49
Mahindra World City (Jaipur) Ltd. **	INE674N07097		FITCH AA-	23	320.83	8.37%
J						
J						
J . 7 /						
J . /						
					7 4 7	4
I IJ					7 4 7	4
IndusInd Bank Ltd. **	INE095A16B57		CRISIL A1+	140	136.72	3.57%
Small Industries Development Bank Of India **	INE556F16705		CRISIL A1+	50	48.89	1.27%
H						
K					884	64 6
K . K /						
I G					7 4 6	47
G					9 9 4	766466

Non-Convertible debentures / Bonds & Zero Coupon Bonds / Deep Discount Bonds are considered as Traded based on the information provided by external agencies.

The scheme has not transacted in Credit Default Swaps.

** Non Traded / Illiquid Securities.

Net Current Assets is adjusted to the extent of short derivatives positions, if any.

For the Instrument/security whose final ISIN is yet to be assigned, disclosure of ISIN has been made as per the details provided by external agencies.

Debt instruments having structured obligations or credit enhancement features have been denoted with suffix as (SO) or (CE) respectively against the ratings of the instrument

	/	
	4 7	94
	8 64	84
	8 64	84
	201.72	8.17%
	197.37	8.14%
	180.53	8.03%
	107.02	7.53%
	102.95	7.50%
	047.11	7.12%
	504.78	3.43%
	502.77	3.42%

trument

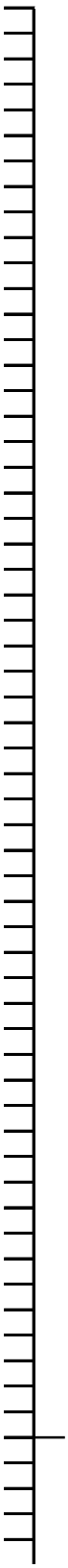

I I			L			
I I L	3	7 39.	/3 . / . /39.	/3 . /39. 3	/ HJ I 5 I J	95
I 5 5	I		5	K 5	. 4 /	
J					8 47	49
5 G K					74 8	84 6
3I 5 H					8 74 6	9 4 9
Power Finance Corporation Ltd. **	INE134E08HF0	8.38	CRISIL AAA	98	984.00	9.15%
AU Small Finance Bank Ltd. **	INE949L08301	8.9	FITCH AA-	86	861.66	8.01%
Century Textiles & Industries Ltd.	INE055A07088	8.29	CRISIL AA	85	851.28	7.91%
Bombay Burmah Trading Corporation Ltd. **	INE050A07014	8.44	FITCH AA	80	801.66	7.45%
HDFC Ltd. **	INE001A07NW4	8.7	CRISIL AAA	100	502.54	4.67%
Bajaj Finance Ltd. **	INE296A07OB2	7.6411	CRISIL AAA	15	150.15	1.40%
Power Grid Corporation Of India Ltd. **	INE752E07NM5	8.13	CRISIL AAA	10	100.31	0.93%
I H 5 J J H					996 488	94 6
Sundaram Home Finance Ltd. **	INE667F07HE1		ICRA AA+	30	330.22	3.07%
5					89 94 98	874
3I 5 H					89 94 98	874
Tata Housing Development Company Ltd. **	INE582L07112	8.19	ICRA AA	86	860.55	8.00%
CLP Wind Farms (India) Pvt. Ltd. **	INE336K07032	9.15	FITCH AA	8	801.83	7.45%
TRIL IT4 Pvt. Ltd. **	INE011S07034	8.53	ICRA A+	68	680.94	6.33%
I H 5 J J H						
J						
J						
J . 7 /						
J . /						
					76 48	4
I I J					76 48	4
The South Indian Bank Ltd. **	INE683A16NB4		CARE A1+	1060	1049.26	9.76%
H						
K					8 94	894
K . K /						
I G					88 48	84 77
G					76 4	766 4 66

** Non Traded / Illiquid Securities.

Net Current Assets is adjusted to the extent of short derivatives positions, if any.

For the Instrument/security whose final ISIN is yet to be assigned, disclosure of ISIN has been made as per the details provided by external agencies.

I 5 5		I	5		K 5 . 4 /		
J					866 497	745	
5G K					866 497	745	
					74	6458	
State Government of Punjab	IN2820100021	8.32	SOV	980000	991.48	40.02%	
3I 5H					767 49	745	
Bajaj Finance Ltd. **	INE296A07PQ7	7.77	CRISIL AAA	24	241.14	9.73%	
HDFC Ltd. **	INE001A07QL0	11.5	CRISIL AAA	2	202.93	8.19%	
Power Finance Corporation Ltd. **	INE134E08IY9	7.42	CRISIL AAA	20	201.00	8.11%	
HDB Financial Services Ltd. **	INE756I07BK6	7.55	CRISIL AAA	15	150.53	6.08%	
LIC Housing Finance Ltd. **	INE115A07HQ6	8.6	CRISIL AAA	12	120.89	4.88%	
LIC Housing Finance Ltd. **	INE115A07LR6	7.74	CRISIL AAA	10	100.34	4.05%	
I H 5J J H							
5							
3I 5H							
I H 5J J H							
J							
J							
J . 7 /							
J . /							
					8 47	4	
I IJ					8 47	4	
IndusInd Bank Ltd. **	INE095A16B57		CRISIL A1+	250	244.14	9.86%	
H							
K					7 457	488	
K . K /							
I G					649	84	
G					8 48	766456	

Non-Convertible debentures / Bonds & Zero Coupon Bonds / Deep Discount Bonds are considered as Traded based on the information provided by external agencies.

The scheme has not transacted in Credit Default Swaps.

** Non Traded / Illiquid Securities.

Net Current Assets is adjusted to the extent of short derivatives positions, if any.

For the Instrument/security whose final ISIN is yet to be assigned, disclosure of ISIN has been made as per the details provided by external agencies.

State Government of Punjab	IN2820100021	8.32	SOV	2500000	2529.28	39.56%	
Power Finance Corporation Ltd. **	INE134E08IY9	7.42	CRISIL AAA	62	623.09	9.74%	
HDFC Ltd. **	INE001A07QL0	11.5	CRISIL AAA	6	608.79	9.52%	
Bajaj Finance Ltd. **	INE296A07PR5	7.77	CRISIL AAA	50	501.48	7.84%	
HDB Financial Services Ltd. **	INE756I07BK6	7.55	CRISIL AAA	45	451.60	7.06%	
LIC Housing Finance Ltd. **	INE115A07LN5	7.78	CRISIL AAA	30	301.13	4.71%	
NABARD **	INE261F08527	8.37	CRISIL AAA	10	100.68	1.57%	
LIC Housing Finance Ltd. **	INE115A07LR6	7.74	CRISIL AAA	10	100.34	1.57%	
Small Industries Development Bank Of India **	INE556F08IV6	7.25	CARE AAA	5	50.13	0.78%	
IndusInd Bank Ltd. **	INE095A16B57		CRISIL A1+	649	633.80	9.91%	
Small Industries Development Bank Of India **	INE556F16705		CRISIL A1+	120	117.34	1.84%	

Non-Convertible debentures / Bonds & Zero Coupon Bonds / Deep Discount Bonds are considered as Traded based on the information provided by external agencies.

The scheme has not transacted in Credit Default Swaps.

** Non Traded / Illiquid Securities.

Net Current Assets is adjusted to the extent of short derivatives positions, if any.

For the Instrument/security whose final ISIN is yet to be assigned, disclosure of ISIN has been made as per the details provided by external agencies.

	A	B	C	D	E	F	G	H	I
1		I I L							
2		I I L 3 7 377 8 J							
3		L 8 28686							
4		I 5 5		I	5		K 5 . 4 /		
5		J					8 4 8	46	
6									
7		5 G K					8 4 8	46	
8									
9							8 794	9 469	
10		State Government of Punjab	IN2820100021	8.32	SOV	1478600	1495.91	22.34%	
11		State Government of Andhra Pradesh	IN1020100070	8.37	SOV	1100000	1117.54	16.69%	
12									
13		3I 5 H					987 48	468	
14		HDFC Ltd. **	INE001A07QL0	11.5	CRISIL AAA	6	608.79	9.09%	
15		Power Finance Corporation Ltd. **	INE134E08IW3	7.5	CRISIL AAA	60	604.65	9.03%	
16		LIC Housing Finance Ltd. **	INE115A07HS2	8.67	CRISIL AAA	53	535.06	7.99%	
17		HDB Financial Services Ltd. **	INE756I07BL4	7.52	CRISIL AAA	50	502.27	7.50%	
18		Bajaj Finance Ltd. **	INE296A07QB7	7.5	CRISIL AAA	50	502.16	7.50%	
19		Housing and Urban Development Corporation Ltd. **	INE031A08533	7.05	ICRA AAA	26	261.20	3.90%	
20		Rural Electrification Corporation Ltd. **	INE020B08AE5	7.13	CRISIL AAA	20	201.14	3.00%	
21									
22		I H 5 J J H							
23									
24		5							
25									
26		3I 5 H							
27									
28		I H 5 J J H							
29									
30		J							
31									
32		J							
33									
34		J . 7 /							
35									
36		J . /							
37									
38							4 8	47	
39									
40		I I J					4 8	47	
41		IndusInd Bank Ltd. **	INE095A16B57		CRISIL A1+	490	478.52	7.15%	
42									
43		H							
44									
45		K					7 496	84	
46									
47		K . K /							
48									
49		I G					88 4 6	949	
50		G					4	766466	
51									
52									
53		Non-Convertible debentures / Bonds & Zero Coupon Bonds / Deep Discount Bonds are considered as Traded based on the information provided by external agencies.							
54		The scheme has not transacted in Credit Default Swaps.							
55		** Non Traded / Illiquid Securities.							
56		Net Current Assets is adjusted to the extent of short derivatives positions, if any.							
57		For the Instrument/security whose final ISIN is yet to be assigned, disclosure of ISIN has been made as per the details provided by external agencies.							

	A	B	C	D	E	F	G	H	I
1		I I L							
2		I I L 3 7 377 9 J							
3		L 8 28686							
4		I 5 5		I	5		K 5 . 4 /		
5		J					8 948	46	
6									
7		5 G K					8 948	46	
8									
9							7 4	6468	
10		State Government of Andhra Pradesh	IN1020100070	8.37	SOV	1400000	1422.33	29.24%	
11		State Government of Andhra Pradesh	IN1020100047	8.11	SOV	300000	302.46	6.22%	
12		State Government of Tamil Nadu	IN3120100026	8.16	SOV	220000	222.08	4.57%	
13									
14		3I 5 H					899 49	469	
15		LIC Housing Finance Ltd. **	INE115A07HS2	8.67	CRISIL AAA	46	464.39	9.55%	
16		Power Finance Corporation Ltd. **	INE134E08IW3	7.5	CRISIL AAA	45	453.48	9.32%	
17		Bajaj Finance Ltd. **	INE296A07QB7	7.5	CRISIL AAA	45	451.95	9.29%	
18		HDB Financial Services Ltd. **	INE756I07BL4	7.52	CRISIL AAA	40	401.81	8.26%	
19		HDFC Ltd. **	INE001A07QL0	11.5	CRISIL AAA	2	202.93	4.17%	
20		Housing and Urban Development Corporation Ltd. **	INE031A08533	7.05	ICRA AAA	20	200.92	4.13%	
21		Rural Electrification Corporation Ltd. **	INE020B08AE5	7.13	CRISIL AAA	16	160.91	3.31%	
22									
23		I H 5 J J H							
24									
25		5							
26									
27		3I 5 H							
28									
29		I H 5 J J H							
30									
31		J							
32									
33		J							
34									
35		J . 7 /							
36									
37		J . /							
38									
39							8 84	468	
40									
41		I I J					8 84	468	
42		IndusInd Bank Ltd. **	INE095A16B57		CRISIL A1+	300	292.97	6.02%	
43									
44		H							
45									
46		K					76 466	848	
47									
48		K . K /							
49									
50		I G					7 4	94	
51		G					47	766466	
52									
53									
54		Non-Convertible debentures / Bonds & Zero Coupon Bonds / Deep Discount Bonds are considered as Traded based on the information provided by external agencies.							
55		The scheme has not transacted in Credit Default Swaps.							
56		** Non Traded / Illiquid Securities.							
57		Net Current Assets is adjusted to the extent of short derivatives positions, if any.							
58		For the Instrument/security whose final ISIN is yet to be assigned, disclosure of ISIN has been made as per the details provided by external agencies.							

I I L						
I I L 3 7 3 77 J						
L 8 28686						
I 5 5		I	5		K 5 . 4 /	
J					776 94 9	4 9
5 G K					776 94 9	4 9
					8 4	84
State Government of Rajasthan	IN2920160065	8.01	SOV	5186000	5222.99	40.87%
State Government of Uttar Pradesh	IN3320100040	8.13	SOV	200000	201.65	1.58%
3I 5 H					9 46	8 4
HDFC Ltd. **	INE001A07QI6	10.98	CRISIL AAA	10	1013.71	7.93%
HDB Financial Services Ltd. **	INE756I07BH2	7.8	CRISIL AAA	100	1005.11	7.87%
Power Finance Corporation Ltd. **	INE134E08IY9	7.42	CRISIL AAA	94	944.68	7.39%
LIC Housing Finance Ltd. **	INE115A07LN5	7.78	CRISIL AAA	40	401.51	3.14%
Power Finance Corporation Ltd. **	INE134E08IS1	7.05	CRISIL AAA	20	200.55	1.57%
Small Industries Development Bank Of India **	INE556F08IV6	7.25	CARE AAA	20	200.51	1.57%
I H 5 J J H					7 84 8	7 4 6
Bajaj Finance Ltd. **	INE296A07PX3		CRISIL AAA	100	1236.36	9.68%
Kotak Mahindra Prime Ltd. **	INE916DA7OM0		CRISIL AAA	63	616.46	4.82%
5						
3I 5 H						
I H 5 J J H						
J						
J						
J . 7 /						
J . /						
					77694	4
I I J					77694	4
IndusInd Bank Ltd. **	INE095A16B57		CRISIL A1+	1100	1074.24	8.41%
Small Industries Development Bank Of India **	INE556F16705		CRISIL A1+	30	29.34	0.23%
H						
K					8 47	8498
K . K /						
I G					99 4 7	84 8
G					78 4	76656
Non-Convertible debentures / Bonds & Zero Coupon Bonds / Deep Discount Bonds are considered as Traded based on the information provided by external agencies.						
The scheme has not transacted in Credit Default Swaps.						
** Non Traded / Illiquid Securities.						
Net Current Assets is adjusted to the extent of short derivatives positions, if any.						
For the Instrument/security whose final ISIN is yet to be assigned, disclosure of ISIN has been made as per the details provided by external agencies.						

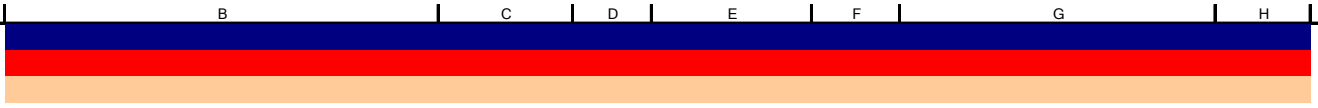

I 5 5

	A	B	C	D	E	F	G	H	I
1		**I I L**							
2		**I I L 3 7 3 7 7 6 J L**							
3		**L 8 28686**							
4		**I 5 5**		**I**	**5**		**K 5 . 4 /**		
5		**J**					**97 49**	**4**	
6									
7		**5 G K**					**97 49**	**4**	
8									
9							**877 4 9**	**84 6**	
10		State Government of Rajasthan	IN2920160065	8.01	SOV	2000000	2014.26	40.86%	
11		State Government of Uttar Pradesh	IN3320160044	8.03	SOV	100000	100.57	2.04%	
12									
13		**3I 5 H**					**7 8647**	**964**	
14		Power Finance Corporation Ltd. **	INE134E08IY9	7.42	CRISIL AAA	45	452.24	9.17%	
15		LIC Housing Finance Ltd. **	INE115A07LN5	7.78	CRISIL AAA	45	451.70	9.16%	
16		HDFC Ltd. **	INE001A07QI6	10.98	CRISIL AAA	4	405.48	8.22%	
17		Bajaj Finance Ltd. **	INE296A07PZ8	7.62	CRISIL AAA	21	210.76	4.28%	
18									
19		**I H 5 J J H**					**849**	**794**	
20		HDB Financial Services Ltd. **	INE756I07BF6		CRISIL AAA	40	496.51	10.07%	
21		Bajaj Finance Ltd. **	INE296A07PU9		CRISIL AAA	15	185.86	3.77%	
22									
23		**5**							
24									
25		**3I 5 H**							
26									
27		**I H 5 J J H**							
28									
29		**J**							
30									
31		**J**							
32									
33		**J . 7 /**							
34									
35		**J . /**							
36									
37							**9 64**	**4 9**	
38									
39		**I IJ**					**9 64**	**4 9**	
40		IndusInd Bank Ltd. **	INE095A16B57		CRISIL A1+	380	371.10	7.53%	
41		Small Industries Development Bank Of India **	INE556F16705		CRISIL A1+	10	9.78	0.20%	
42									
43		**H**							
44									
45		**K**					**4 7**	**74**	
46									
47		**K . K /**							
48									
49		**I G**					**79 4**	**84**	
50		**G**					**8 4 9**	**76646**	
51									
52									
53		Non-Convertible debentures / Bonds & Zero Coupon Bonds / Deep Discount Bonds are considered as Traded based on the information provided by external agencies.							
54		The scheme has not transacted in Credit Default Swaps.							
55		** Non Traded / Illiquid Securities.							
56		Net Current Assets is adjusted to the extent of short derivatives positions, if any.							
57		For the Instrument/security whose final ISIN is yet to be assigned, disclosure of ISIN has been made as per the details provided by external agencies.							

I 5 5		I	5		K 5 . 4 /		
J					87 4	84	
5 G K					9 4	94	
					867 48	9 49	
State Government of Rajasthan	IN2920160065	8.01	SOV	2000000	2014.26	39.38%	
3I 5 H					76 4 6	864 6	
Power Finance Corporation Ltd. **	INE134E08CX4	8.7	CRISIL AAA	45	452.37	8.84%	
HDFC Ltd. **	INE001A07QI6	10.98	CRISIL AAA	4	405.48	7.93%	
LIC Housing Finance Ltd. **	INE115A07LN5	7.78	CRISIL AAA	10	100.38	1.96%	
Small Industries Development Bank Of India **	INE556F08IV6	7.25	CARE AAA	5	50.13	0.98%	
Bajaj Finance Ltd. **	INE296A07PZ8	7.62	CRISIL AAA	4	40.14	0.78%	
I H 5 J J H					4	794	
HDB Financial Services Ltd. **	INE756I07BF6		CRISIL AAA	41	508.93	9.95%	
Bajaj Finance Ltd. **	INE296A07PU9		CRISIL AAA	15	185.86	3.63%	
5					645	4	
3I 5 H					645	4	
Tata Sons Ltd. **	INE895D08766	7.9	CRISIL AAA	46	460.04	8.99%	
I H 5 J J H							
J							
J							
J . 7 /							
J . /							
					4 9	764	
I I J					4 9	764	
IndusInd Bank Ltd. **	INE095A16B57		CRISIL A1+	519	506.84	9.91%	
Small Industries Development Bank Of India **	INE556F16705		CRISIL A1+	50	48.89	0.96%	
H							
K					86 4 8	469	
K . K /							
I G					79 467	84	
G					77 48	766466	

Non-Convertible debentures / Bonds & Zero Coupon Bonds / Deep Discount Bonds are considered as Traded based on the information provided by external agencies.

The scheme has not transacted in Credit Default Swaps.

** Non Traded / Illiquid Securities.

Net Current Assets is adjusted to the extent of short derivatives positions, if any.

For the Instrument/security whose final ISIN is yet to be assigned, disclosure of ISIN has been made as per the details provided by external agencies.

	A	B	C	D	E	F	G	H	I
1		I I L							
2		I I L 3 7 3 7877 J G							
3		L 8 28686							
4		I 5 5		I	5		K 5 . 4 /		
5		J					96 74	74	
6									
7		5 G K					8 74	84	
8									
9							7 764 6	646	
10		State Government of Rajasthan	IN2920160065	8.01	SOV	1500000	1510.70	40.05%	
11									
12		3I 5 H					4	89466	
13		HDFC Ltd. **	INE001A07QI6	10.98	CRISIL AAA	3	304.11	8.06%	
14		Power Finance Corporation Ltd. **	INE134E08IY9	7.42	CRISIL AAA	26	261.30	6.93%	
15		LIC Housing Finance Ltd. **	INE115A07HR4	8.6	CRISIL AAA	25	251.96	6.68%	
16		LIC Housing Finance Ltd. **	INE115A07LR6	7.74	CRISIL AAA	5	50.17	1.33%	
17									
18		I H 5 J J H					9 94 7	4 6	
19		Bajaj Finance Ltd. **	INE296A07PN4		CRISIL AAA	30	373.41	9.90%	
20									
21		5					996469	4	
22									
23		3I 5 H					996469	4	
24		Tata Sons Ltd. **	INE895D08766	7.9	CRISIL AAA	33	330.03	8.75%	
25									
26		I H 5 J J H							
27									
28		J							
29									
30		J							
31									
32		J . 7 /							
33									
34		J . /							
35									
36							6849	764	
37									
38		I IJ					6849	764	
39		IndusInd Bank Ltd. **	INE095A16B57		CRISIL A1+	382	373.05	9.89%	
40		Small Industries Development Bank Of India **	INE556F16705		CRISIL A1+	30	29.34	0.78%	
41									
42		H							
43									
44		K					7 4 9	4 6	
45									
46		K . K /							
47									
48		I G					769499	84	
49		G					9 8489	766466	
50									
51									
52		Non-Convertible debentures / Bonds & Zero Coupon Bonds / Deep Discount Bonds are considered as Traded based on the information provided by external agencies.							
53		The scheme has not transacted in Credit Default Swaps.							
54		** Non Traded / Illiquid Securities.							
55		Net Current Assets is adjusted to the extent of short derivatives positions, if any.							
56		For the Instrument/security whose final ISIN is yet to be assigned, disclosure of ISIN has been made as per the details provided by external agencies.							

I I L							
I I L 3 83777 J							
L 8 28686							
I 5 5		I	5		K 5 . 4 /		
J					9 84 8	84 9	
5 G K					98 747	48	
					79 84566	9 4	
State Government of Andhra Pradesh	IN1020170198	7.56	SOV	750000	764.41	20.27%	
State Government of Himachal pradesh	IN1720170100	7.78	SOV	525000	536.89	14.24%	
State Government of Chhattisgarh	IN3520180057	7.64	SOV	40000	40.70	1.08%	
3I 5H					7 47	74	
Indian Railway Finance Corporation Ltd. **	INE053F07AK6	7.65	CRISIL AAA	38	385.89	10.23%	
Power Finance Corporation Ltd. **	INE134E08ID3	8.05	CRISIL AAA	35	356.50	9.45%	
Small Industries Development Bank Of India **	INE556F08JD2	7.65	CARE AAA	35	355.71	9.43%	
Housing and Urban Development Corporation Ltd. **	INE031A08590	7.68	ICRA AAA	32	324.74	8.61%	
HDB Financial Services Ltd. **	INE756I07BU5	7.9407	CRISIL AAA	32	323.77	8.59%	
Sundaram Finance Ltd. **	INE660A07PJ9	7.964	ICRA AAA	20	202.55	5.37%	
I H 5 J J H							
5					86749	49	
3I 5H					86749	49	
Tata Sons Ltd. **	INE895D08899	8.25	CRISIL AAA	20	201.36	5.34%	
I H 5 J J H							
J							
J							
J . 7 /							
J . /							
I IJ							
H							
K					7 45	45	
K . K /							
I G					7894	948	
G					9 648	766456	

Non-Convertible debentures / Bonds & Zero Coupon Bonds / Deep Discount Bonds are considered as Traded based on the information provided by external agencies.

The scheme has not transacted in Credit Default Swaps.

** Non Traded / Illiquid Securities.

Net Current Assets is adjusted to the extent of short derivatives positions, if any.

For the Instrument/security whose final ISIN is yet to be assigned, disclosure of ISIN has been made as per the details provided by external agencies.

I I L

I I L 3 8 3779 J

L 8 28686

I 5 5		I	5		K 5 . 4 /	
J					648	48
5 G K					648	48
					7 8489	9648
State Government of Himachal pradesh	IN1720170100	7.78	SOV	17800000	18203.01	29.67%
State Government of Rajasthan	IN2920150405	8.21	SOV	320000	328.26	0.53%
State Government of Andhra Pradesh	IN1020170198	7.56	SOV	50000	50.96	0.08%
3I 5 H					7 99 498	8 48
Indian Railway Finance Corporation Ltd. **	INE053F07AK6	7.65	CRISIL AAA	531	5392.36	8.79%
Housing and Urban Development Corporation Ltd. **	INE031A08590	7.68	ICRA AAA	360	3653.32	5.95%
Rural Electrification Corporation Ltd. **	INE020B08AS5	7.7	CRISIL AAA	300	3040.57	4.96%
Rural Electrification Corporation Ltd. **	INE020B08AR7	7.6	CRISIL AAA	250	2530.09	4.12%
HDFC Ltd.	INE001A07RN4	8.7	CRISIL AAA	86	874.30	1.42%
Power Finance Corporation Ltd. **	INE134E08JM2	7.75	CRISIL AAA	70	710.71	1.16%
NTPC Ltd. **	INE733E07JZ5	8.33	CRISIL AAA	65	664.39	1.08%
Power Finance Corporation Ltd. **	INE134E08ID3	8.05	CRISIL AAA	15	152.78	0.25%
Power Finance Corporation Ltd. **	INE134E07505	9.7	CRISIL AAA	10	103.02	0.17%
Power Finance Corporation Ltd. **	INE134E08DM5	9.18	CRISIL AAA	10	103.00	0.17%
Reliance Industries Ltd. **	INE002A08526	7.07	CRISIL AAA	10	100.67	0.16%
NABARD **	INE261F08956	7.4	CRISIL AAA	1	10.11	0.02%
I H 5 J J H					89 84 7	9 4 7
Bajaj Finance Ltd. **	INE296A07QJ0		CRISIL AAA	600	7067.69	11.52%
Kotak Mahindra Prime Ltd. **	INE916DA7PI5		CRISIL AAA	760	7040.56	11.47%
LIC Housing Finance Ltd. **	INE115A07MX2		CRISIL AAA	540	6402.02	10.43%
Bajaj Housing Finance Ltd. **	INE377Y07029		CRISIL AAA	272	3242.44	5.28%
5						
3I 5 H						
I H 5 J J H						
J						
J						
J . 7 /						
J . /						
I I J						
H						
K					79 489	6489
K . K /						
I G					7 84	84 9
G					79 74	766456

Non-Convertible debentures / Bonds & Zero Coupon Bonds / Deep Discount Bonds are considered as Traded based on the information provided by external agencies.

The scheme has not transacted in Credit Default Swaps.

** Non Traded / Illiquid Securities.

Net Current Assets is adjusted to the extent of short derivatives positions, if any.

For the Instrument/security whose final ISIN is yet to be assigned, disclosure of ISIN has been made as per the details provided by external agencies.

	A	B	C	D	E	F	G	H	I
1		I I L							
2		I I L 3 8 3779 J							
3		L 8 28686							
4		I 5 5		I	5		K 5 . 4 /		
5		J					8 84 7	94 6	
6									
7		5 G K					87 45	49	
8									
9									
10									
11		3I 5 H					7 48	94 6	
12		Indian Railway Finance Corporation Ltd. **	INE053F09GK9	8.2	CRISIL AAA	28	286.92	9.09%	
13		Tata Steel Ltd. **	INE081A08207	9.15	BWR AA	26	264.98	8.39%	
14		SP Jammu Udhampur Highway Ltd. **	INE923L07373	7.82	ICRA AAA	25	249.43	7.90%	
15		JM Financial Products Ltd. **	INE523H07940	9.3387	ICRA AA	24	233.86	7.40%	
16		Indiabulls Housing Finance Ltd. **	INE148I07IW6	8.4029	CRISIL AA	25	211.10	6.68%	
17		Power Finance Corporation Ltd. **	INE134E08IW3	7.5	CRISIL AAA	20	201.55	6.38%	
18		Sterlite Technologies Ltd. **	INE089C07091	8.7	ICRA AA	17	170.83	5.41%	
19		NABHA Power Ltd. **	INE445L08334	8.12	ICRA AAA(SO)	5	50.77	1.61%	
20		EID Parry (India) Ltd. **	INE126A07251	8.25	CRISIL AA-	3	29.81	0.94%	
21									
22		I H 5 J J H					4 8	7 4	
23		Bajaj Housing Finance Ltd. **	INE377Y07029		CRISIL AAA	17	202.65	6.42%	
24		Hinduja Leyland Finance Ltd. **	INE146O07326		CRISIL AA-	17	197.89	6.27%	
25		LIC Housing Finance Ltd. **	INE115A07MX2		CRISIL AAA	5	59.28	1.88%	
26									
27		5					94	8 479	
28									
29		3I 5 H					9 47	7 4	
30		Parry Sugars Refinery India Pvt. Ltd. **	INE082O07042	8.4	CRISIL AA-(CE)	27	268.09	8.49%	
31		Tata Value Homes Ltd. **	INE069P08044	8.4	CARE AA	27	268.06	8.49%	
32									
33		I H 5 J J H					8 4	47	
34		KKR India Financial Services Pvt. Ltd. **	INE321N07244		CRISIL AA	2	257.59	8.16%	
35									
36		J							
37									
38		J							
39									
40		J . 7 /							
41									
42		J . /							
43									
44									
45									
46		I I J							
47									
48		H							
49									
50		K					479	84	
51									
52		K . K /							
53									
54		I G					78 489	469	
55		G					97 47	766466	
56									
57									
58		Non-Convertible debentures / Bonds & Zero Coupon Bonds / Deep Discount Bonds are considered as Traded based on the information provided by external agencies.							
59		The scheme has not transacted in Credit Default Swaps.							
60		** Non Traded / Illiquid Securities.							
61		Net Current Assets is adjusted to the extent of short derivatives positions, if any.							
62		For the Instrument/security whose final ISIN is yet to be assigned, disclosure of ISIN has been made as per the details provided by external agencies.							
63		Debt instruments having structured obligations or credit enhancement features have been denoted with suffix as (SO) or (CE) respectively against the ratings of the instrument							

I I L						
I I L 3 8 3 779 J						
L 8 28686						
I 5 5		I	5		K 5 . 4 /	
J					9 64 6	8458
5 G K					694 6	4 7
3I 5 H					6 4	4 8
ICICI Home Finance Company Ltd. **	INE071G08932	8.2165	ICRA AAA	1230	6232.01	8.97%
Sterlite Technologies Ltd. **	INE089C07091	8.7	ICRA AA	596	5989.18	8.62%
Mahindra Rural Housing Finance Ltd. **	INE950O07230	8.5477	FITCH AA+	596	5960.40	8.58%
Tata Steel Ltd. **	INE081A08207	9.15	BWR AA	550	5605.44	8.07%
Bharti Airtel Ltd. **	INE397D08037	8.35	CRISIL AA	550	5530.36	7.96%
JM Financial Products Ltd. **	INE523H07940	9.3387	ICRA AA	558	5437.28	7.83%
NABHA Power Ltd. **	INE445L08334	8.12	ICRA AAA(SO)	240	2437.18	3.51%
The Great Eastern Shipping Company Ltd. **	INE017A08219	9.7	CARE AA+	107	1084.62	1.56%
Torrent Power Ltd. **	INE813H07051	10.35	CRISIL AA	10	1024.01	1.47%
Housing and Urban Development Corporation Ltd. **	INE031A08566	7.73	ICRA AAA	45	458.39	0.66%
Power Finance Corporation Ltd. **	INE134E08JM2	7.75	CRISIL AAA	30	304.59	0.44%
Rural Electrification Corporation Ltd. **	INE020B08AR7	7.6	CRISIL AAA	18	182.17	0.26%
Indiabulls Housing Finance Ltd. **	INE148I07IW6	8.4029	CRISIL AA	15	126.66	0.18%
NHPC Ltd. **	INE848E07419	8.78	ICRA AAA	100	102.57	0.15%
Rural Electrification Corporation Ltd. **	INE020B08AS5	7.7	CRISIL AAA	10	101.35	0.15%
EID Parry (India) Ltd. **	INE126A07251	8.25	CRISIL AA-	9	89.43	0.13%
I H 5 J J H					9 4	4
Hinduja Leyland Finance Ltd. **	INE146O07326		CRISIL AA-	596	6937.86	9.98%
5					7 99 4 6	894 7
3I 5 H					7 4	874
Godrej & Boyce Mfg. Company Ltd. **	INE982D07020	9	CRISIL AA	11	5546.41	7.98%
Parry Sugars Refinery India Pvt. Ltd. **	INE082O07042	8.4	CRISIL AA-(CE)	480	4766.06	6.86%
Tata Value Homes Ltd. **	INE069P08044	8.4	CARE AA	470	4666.21	6.72%
I H 5 J J H					79 4 8	74
Tata Realty & Infrastructure Ltd. **	INE371K08110		CRISIL AA	115	1358.72	1.96%
J						
J						
J . 7 /						
J . /						
I I J						
H						
K					798 4 7	74 7
K . K /						
I G					87 48	46
G					4	766456

Non-Convertible debentures / Bonds & Zero Coupon Bonds / Deep Discount Bonds are considered as Traded based on the information provided by external agencies.

The scheme has not transacted in Credit Default Swaps.

** Non Traded / Illiquid Securities.

Net Current Assets is adjusted to the extent of short derivatives positions, if any.

For the Instrument/security whose final ISIN is yet to be assigned, disclosure of ISIN has been made as per the details provided by external agencies.

Debt instruments having structured obligations or credit enhancement features have been denoted with suffix as (SO) or (CE) respectively against the ratings of the instrument

I I L

I I L 3 8 377 7 J

L 8 28686

I 5 5		I	5		K 5 . 4 /	
J					49	47
5 G K					84	47
					8 47	9 4
State Government of Maharashtra	IN2220170194	7.55	SOV	2500000	2553.29	31.69%
State Government of Rajasthan	IN2920150405	8.21	SOV	110000	112.84	1.40%
State Government of Rajasthan	IN2920150306	8.39	SOV	100000	102.67	1.27%
State Government of Andhra Pradesh	IN1020110012	8.47	SOV	25000	25.81	0.32%
3I 5 H					9 49	4 7
Rural Electrification Corporation Ltd. **	INE020B08AO4	7.18	CRISIL AAA	82	826.64	10.26%
Small Industries Development Bank Of India **	INE556F08JD2	7.65	CARE AAA	80	813.05	10.09%
Housing and Urban Development Corporation Ltd. **	INE031A08590	7.68	ICRA AAA	68	690.07	8.57%
HDB Financial Services Ltd. **	INE756I07BU5	7.9407	CRISIL AAA	68	688.01	8.54%
LIC Housing Finance Ltd. **	INE115A07IY8	8.75	CRISIL AAA	30	305.90	3.80%
Indian Railway Finance Corporation Ltd. **	INE053F09GK9	8.2	CRISIL AAA	20	204.94	2.54%
Indian Railway Finance Corporation Ltd. **	INE053F07AK6	7.65	CRISIL AAA	20	203.10	2.52%
Power Finance Corporation Ltd. **	INE134E08ID3	8.05	CRISIL AAA	15	152.78	1.90%
HDFC Ltd. **	INE001A07GV0	9.9	CRISIL AAA	10	103.85	1.29%
I H 5 J J H						
5					6 4	7646
3I 5 H					6 4	7646
Tata Sons Ltd. **	INE895D08899	8.25	CRISIL AAA	80	805.44	10.00%
I H 5 J J H						
J						
J						
J . 7 /						
J . /						
I IJ						
H						
K					76 4 9	7498
K . K /						
I G					9 7499	4
G					6 48	76646

Non-Convertible debentures / Bonds & Zero Coupon Bonds / Deep Discount Bonds are considered as Traded based on the information provided by external agencies.

The scheme has not transacted in Credit Default Swaps.

** Non Traded / Illiquid Securities.

Net Current Assets is adjusted to the extent of short derivatives positions, if any.

For the Instrument/security whose final ISIN is yet to be assigned, disclosure of ISIN has been made as per the details provided by external agencies.

I I L						
I I L 8 77 J						
L 8 28686						
I 5 5		I	5		K 5 . 4 /	
J					7 8 488	4 7
5 G K					9 4	74 7
3I 5 H					7 64	4
Bharti Airtel Ltd. **	INE397D08037	8.35	CRISIL AA	130	1307.18	8.57%
SP Jammu Udhampur Highway Ltd. **	INE923L07373	7.82	ICRA AAA	130	1297.02	8.51%
JM Financial Products Ltd. **	INE523H07940	9.3387	ICRA AA	130	1266.75	8.31%
Tata Steel Ltd. **	INE081A08207	9.15	BWR AA	120	1223.00	8.02%
LIC Housing Finance Ltd. **	INE115A07MT0	7.88	CRISIL AAA	70	707.64	4.64%
EID Parry (India) Ltd. **	INE126A07251	8.25	CRISIL AA-	51	506.78	3.32%
Power Finance Corporation Ltd. **	INE134E08JK6	7.73	CRISIL AAA	20	202.96	1.33%
Rural Electrification Corporation Ltd. **	INE020B08AS5	7.7	CRISIL AAA	20	202.70	1.33%
Housing and Urban Development Corporation Ltd. **	INE031A08566	7.73	ICRA AAA	15	152.80	1.00%
Rural Electrification Corporation Ltd. **	INE020B08AR7	7.6	CRISIL AAA	15	151.81	1.00%
NABHA Power Ltd. **	INE445L08334	8.12	ICRA AAA(SO)	9	91.39	0.60%
Indian Railway Finance Corporation Ltd. **	INE053F09GK9	8.2	CRISIL AAA	3	30.74	0.20%
I H 5 J J H					889 47	7 4
Bajaj Housing Finance Ltd. **	INE377Y07029		CRISIL AAA	128	1525.85	10.01%
LIC Housing Finance Ltd. **	INE115A07MX2		CRISIL AAA	60	711.34	4.67%
5					6 48	99476
3I 5 H					8 674 7	7 4 8
United Spirits Ltd. **	INE854D08011	7.45	CRISIL AA+	130	1295.90	8.50%
Godrej & Boyce Mfg. Company Ltd. **	INE982D07020	9	CRISIL AA	2	1008.44	6.61%
Parry Sugars Refinery India Pvt. Ltd. **	INE082O07042	8.4	CRISIL AA-(CE)	40	397.17	2.60%
I H 5 J J H					89 4	7 49
Tata Realty & Infrastructure Ltd. **	INE371K08110		CRISIL AA	125	1476.87	9.69%
KKR India Financial Services Pvt. Ltd. **	INE321N07244		CRISIL AA	6	772.76	5.07%
Bharti Telecom Ltd. **	INE403D08025		CRISIL AA+	8	95.12	0.62%
J						
J						
J . 7 /						
J . /						
I I J						
H						
K					46	94 6
K . K /						
I G					8 948	74
G					7 8 4	76646

Non-Convertible debentures / Bonds & Zero Coupon Bonds / Deep Discount Bonds are considered as Traded based on the information provided by external agencies.

The scheme has not transacted in Credit Default Swaps.

** Non Traded / Illiquid Securities.

Net Current Assets is adjusted to the extent of short derivatives positions, if any.

For the Instrument/security whose final ISIN is yet to be assigned, disclosure of ISIN has been made as per the details provided by external agencies.

Debt instruments having structured obligations or credit enhancement features have been denoted with suffix as (SO) or (CE) respectively against the ratings of the instrument

I I L						
I I L 3 8 377 6 J						
L 8 28686						
I 5 5		I	5		K 5 . 4 /	
J					8 94 7	497
5 G K					8 479	4
					647	9646
State Government of Himachal pradesh	IN1720170100	7.78	SOV	8400000	8590.18	30.07%
3I 5 H					79 6 47	4
Rural Electrification Corporation Ltd. **	INE020B08AR7	7.6	CRISIL AAA	250	2530.09	8.86%
Housing and Urban Development Corporation Ltd. **	INE031A08590	7.68	ICRA AAA	240	2435.55	8.52%
HDB Financial Services Ltd. **	INE756I07BU5	7.9407	CRISIL AAA	240	2428.26	8.50%
LIC Housing Finance Ltd. **	INE115A07IO9	8.5	CRISIL AAA	152	1542.67	5.40%
Small Industries Development Bank Of India **	INE556F08JD2	7.65	CARE AAA	110	1117.95	3.91%
ICICI Home Finance Company Ltd. **	INE071G08940	8.22	ICRA AAA	200	1012.17	3.54%
LIC Housing Finance Ltd. **	INE115A07JB4	8.75	CRISIL AAA	85	866.78	3.03%
Reliance Industries Ltd. **	INE002A08526	7.07	CRISIL AAA	85	855.70	3.00%
Power Finance Corporation Ltd. **	INE134E08JK6	7.73	CRISIL AAA	40	405.91	1.42%
Power Finance Corporation Ltd. **	INE134E08ID3	8.05	CRISIL AAA	35	356.50	1.25%
NTPC Ltd. **	INE733E07JZ5	8.33	CRISIL AAA	25	255.53	0.89%
HDB Financial Services Ltd. **	INE756I07CQ1	8.71	CRISIL AAA	10	102.07	0.36%
I H 5 J J H					96 4	764 7
HDFC Ltd. **	INE001A07OW2		CRISIL AAA	18	2496.99	8.74%
LIC Housing Finance Ltd. **	INE115A07MX2		CRISIL AAA	50	592.78	2.07%
5					79 4	4
3I 5 H					79 4	4
Tata Sons Ltd. **	INE895D08725	7.85	CRISIL AAA	135	1354.68	4.74%
I H 5 J J H						
J						
J						
J . 7 /						
J . /						
I I J						
H						
K					48	848
K . K /						
I G					74	94 6
G					8 4	766466

Non-Convertible debentures / Bonds & Zero Coupon Bonds / Deep Discount Bonds are considered as Traded based on the information provided by external agencies.

The scheme has not transacted in Credit Default Swaps.

** Non Traded / Illiquid Securities.

Net Current Assets is adjusted to the extent of short derivatives positions, if any.

For the Instrument/security whose final ISIN is yet to be assigned, disclosure of ISIN has been made as per the details provided by external agencies.

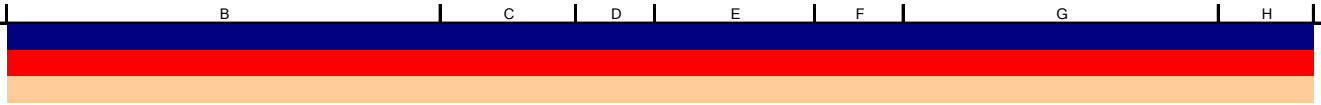

I 5 5 I 5 K 5 . 4 /

J

84 46

	A	B	C	D	E	F	G	H	I
1		I I L							
2		I I L 8 77 J							
3		L 8 28686							
4		I 5 5		I	5		K 5 . 4 /		
5		J					769 64 8	468	
6									
7		5 G K					769 64 8	468	
8									
9							9 8 4 6	64 7	
10		State Government of Odisha	IN2720150050	8.48	SOV	23760910	24435.74	22.85%	
11		State Government of Andhra Pradesh	IN1020170198	7.56	SOV	13400000	13657.41	12.77%	
12		State Government of Odisha	IN2720180016	7.55	SOV	1250000	1277.11	1.19%	
13		State Government of Maharashtra	IN2220170186	7.62	SOV	1200000	1225.97	1.15%	
14		State Government of West Bengal	IN3420110014	8.36	SOV	1000000	1029.77	0.96%	
15		State Government of Rajasthan	IN2920100111	8.52	SOV	1000000	1028.15	0.96%	
16		State Government of Rajasthan	IN2920150306	8.39	SOV	500000	513.33	0.48%	
17		State Government of Maharashtra	IN2220100084	8.51	SOV	153000	157.32	0.15%	
18		State Government of Maharashtra	IN2220100092	8.46	SOV	120000	123.49	0.12%	
19		State Government of Chhattisgarh	IN3520180057	7.64	SOV	80000	81.41	0.08%	
20									
21		3I 5 H					9 96 4 7	99468	
22		Rural Electrification Corporation Ltd. **	INE020B08AS5	7.7	CRISIL AAA	1090	11047.40	10.33%	
23		Sundaram Finance Ltd. **	INE660A07PM3	8.1404	ICRA AAA	1080	10982.93	10.27%	
24		Power Finance Corporation Ltd. **	INE134E08JK6	7.73	CRISIL AAA	1000	10147.75	9.49%	
25		HDFC Ltd. **	INE001A07OO9	8.75	CRISIL AAA	14	1429.65	1.34%	
26		LIC Housing Finance Ltd. **	INE115A07JB4	8.75	CRISIL AAA	100	1019.74	0.95%	
27		HDFC Ltd. **	INE001A07OS0	8.35	CRISIL AAA	4	407.37	0.38%	
28		Small Industries Development Bank Of India **	INE556F08JD2	7.65	CARE AAA	15	152.45	0.14%	
29		NTPC Ltd. **	INE733E07JZ5	8.33	CRISIL AAA	10	102.21	0.10%	
30		Indian Railway Finance Corporation Ltd. **	INE053F07AK6	7.65	CRISIL AAA	2	20.31	0.02%	
31									
32		I H 5 J J H					8 77467	89496	
33		Kotak Mahindra Prime Ltd. **	INE916DA7PI5		CRISIL AAA	1380	12784.17	11.96%	
34		Bajaj Housing Finance Ltd. **	INE377Y07037		CRISIL AAA	900	10704.17	10.01%	
35		LIC Housing Finance Ltd. **	INE115A07MX2		CRISIL AAA	120	1422.67	1.33%	
36									
37		5							
38									
39		3I 5 H							
40									
41		I H 5 J J H							
42									
43		J							
44									
45		J							
46									
47		J . 7 /							
48									
49		J . /							
50									
51									
52									
53		I IJ							
54									
55		H							
56									
57		K					8 4 9	6468	
58									
59		K . K /							
60									
61		I G					97 4 8	84	
62		G					76 9 4	766466	
63									
64									
65		Non-Convertible debentures / Bonds & Zero Coupon Bonds / Deep Discount Bonds are considered as Traded based on the information provided by external agencies.							
66		The scheme has not transacted in Credit Default Swaps.							
67		** Non Traded / Illiquid Securities.							
68		Net Current Assets is adjusted to the extent of short derivatives positions, if any.							
69		Aggregate value of investments made by other schemes of ICICI Prudential Mutual Fund are amounting to Rs. 26567.3 Lakh.							
70		For the Instrument/security whose final ISIN is yet to be assigned, disclosure of ISIN has been made as per the details provided by external agencies.							

I I L						
I I L 8 77 J						
L 8 28686						
I 5 5		I	5		K 5 . 4 /	
J					949	4
5 G K					487	64
					7 77 48	8 4 6
State Government of Andhra Pradesh	IN1020170198	7.56	SOV	12644400	12887.30	25.10%
State Government of Rajasthan	IN2920150306	8.39	SOV	1200000	1231.99	2.40%
3I 5 H					7 4 6	8 4
Rural Electrification Corporation Ltd. **	INE020B08AS5	7.7	CRISIL AAA	500	5067.62	9.87%
NTPC Ltd. **	INE733E07KB4	8.1	CRISIL AAA	350	3584.57	6.98%
Power Finance Corporation Ltd. **	INE134E08JK6	7.73	CRISIL AAA	250	2536.94	4.94%
Power Finance Corporation Ltd. **	INE134E08JJ8	7.73	CRISIL AAA	250	2535.87	4.94%
NHPC Ltd. **	INE848E07963	6.84	FITCH AAA	450	453.49	0.88%
Reliance Industries Ltd. **	INE002A08526	7.07	CRISIL AAA	30	302.01	0.59%
Indian Railway Finance Corporation Ltd. **	INE053F09GK9	8.2	CRISIL AAA	25	256.18	0.50%
Small Industries Development Bank Of India **	INE556F08JD2	7.65	CARE AAA	13	132.12	0.26%
I H 5 J J H					7 76478	9 48
Kotak Mahindra Prime Ltd. **	INE916DA7PO3		CRISIL AAA	670	6172.00	12.02%
LIC Housing Finance Ltd. **	INE115A07MX2		CRISIL AAA	500	5927.80	11.54%
Bajaj Housing Finance Ltd. **	INE377Y07037		CRISIL AAA	430	5114.21	9.96%
Aditya Birla Finance Ltd. **	INE860H07FP8		ICRA AAA	34	396.11	0.77%
5					8 47	4
3I 5 H						
I H 5 J J H					8 47	4
Tata Sons Ltd. **	INE895D08907		CRISIL AAA	250	2975.16	5.79%
J						
J						
J . 7 /						
J . /						
I IJ						
H						
K					76 4 8	846
K . K /						
I G					7 4 7	74 6
G					79 4 6	766466

Non-Convertible debentures / Bonds & Zero Coupon Bonds / Deep Discount Bonds are considered as Traded based on the information provided by external agencies.
The scheme has not transacted in Credit Default Swaps.
** Non Traded / Illiquid Securities.
Net Current Assets is adjusted to the extent of short derivatives positions, if any.
Aggregate value of investments made by other schemes of ICICI Prudential Mutual Fund are amounting to Rs. 7090.8 Lakh.
For the Instrument/security whose final ISIN is yet to be assigned, disclosure of ISIN has been made as per the details provided by external agencies.

	A	B	C	D	E	F	G	H	I
1		I I L							
2		I I L		8 77 J					
3		L 8 28686							
4		I 5 5		I	5		K 5 . 4 /		
5		J					8 9 4 6	4 9	
6									
7		5 G K					8 9 4 6	4 9	
8									
9							66 4	9646	
10		State Government of Andhra Pradesh	IN1020170198	7.56	SOV	3800000	3873.00	12.92%	
11		State Government of West Bengal	IN3420110014	8.36	SOV	3500000	3604.21	12.02%	
12		State Government of Odisha	IN2720180016	7.55	SOV	1500000	1532.53	5.11%	
13									
14		3I 5 H					7 4	8 4 7	
15		Power Finance Corporation Ltd. **	INE134E08JM2	7.75	CRISIL AAA	300	3045.89	10.16%	
16		Indian Railway Finance Corporation Ltd. **	INE053F07AK6	7.65	CRISIL AAA	255	2589.55	8.64%	
17		Rural Electrification Corporation Ltd. **	INE020B08AS5	7.7	CRISIL AAA	115	1165.55	3.89%	
18		Reliance Industries Ltd. **	INE002A08526	7.07	CRISIL AAA	75	755.03	2.52%	
19		NHPC Ltd. **	INE848E07963	6.84	FITCH AAA	340	342.63	1.14%	
20		Small Industries Development Bank Of India **	INE556F08JD2	7.65	CARE AAA	2	20.33	0.07%	
21									
22		I H 5 J J H					786764	646	
23		LIC Housing Finance Ltd. **	INE115A07MX2		CRISIL AAA	300	3556.68	11.86%	
24		Bajaj Housing Finance Ltd. **	INE377Y07037		CRISIL AAA	250	2973.38	9.92%	
25		HDB Financial Services Ltd. **	INE756I07BV3		CRISIL AAA	250	2961.82	9.88%	
26		Bajaj Finance Ltd. **	INE296A07QJ0		CRISIL AAA	200	2355.90	7.86%	
27		Aditya Birla Finance Ltd. **	INE860H07FP8		ICRA AAA	14	163.10	0.54%	
28									
29		5							
30									
31		3I 5 H							
32									
33		I H 5 J J H							
34									
35		J							
36									
37		J							
38									
39		J . 7 /							
40									
41		J . /							
42									
43									
44									
45		I I J							
46									
47		H							
48									
49		K					48	74	
50									
51		K . K /							
52									
53		I G					486	74	
54		G					8 646	766466	
55									
56									
57		Non-Convertible debentures / Bonds & Zero Coupon Bonds / Deep Discount Bonds are considered as Traded based on the information provided by external agencies.							
58		The scheme has not transacted in Credit Default Swaps.							
59		** Non Traded / Illiquid Securities.							
60		Net Current Assets is adjusted to the extent of short derivatives positions, if any.							
61		For the Instrument/security whose final ISIN is yet to be assigned, disclosure of ISIN has been made as per the details provided by external agencies.							

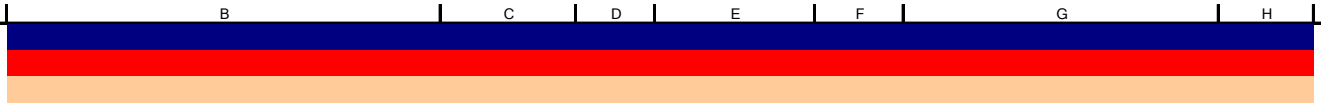

I 5 5 I 5 K 5 . 4 /

J

7 84 4

I I L

I I L 8 787 J

L 8 28686

I 5 5		I	5		K 5 . 4 /	
J					4	499
5 G K					9 8 4	4
					8 645	64 6
State Government of Odisha	IN2720150050	8.48	SOV	11500000	11826.61	19.32%
State Government of Maharashtra	IN2220100084	8.51	SOV	5000000	5141.20	8.40%
State Government of Maharashtra	IN2220100092	8.46	SOV	4705000	4841.74	7.91%
State Government of Maharashtra	IN2220170186	7.62	SOV	800000	817.31	1.34%
State Government of Odisha	IN2720180016	7.55	SOV	670000	684.53	1.12%
State Government of Andhra Pradesh	IN1020170198	7.56	SOV	600000	611.53	1.00%
State Government of Uttar Pradesh	IN3320110015	8.65	SOV	540000	559.22	0.91%
State Government of Rajasthan	IN2920150306	8.39	SOV	200000	205.33	0.34%
State Government of Rajasthan	IN2920150405	8.21	SOV	100000	102.58	0.17%
3I 5 H					7 8 4 6	894
Rural Electrification Corporation Ltd. **	INE020B08AO4	7.18	CRISIL AAA	609	6139.35	10.03%
Export-Import Bank Of India **	INE514E08FD2	8	CRISIL AAA	330	3374.35	5.51%
Power Grid Corporation Of India Ltd. **	INE752E07MN5	8.4	CRISIL AAA	300	3079.29	5.03%
LIC Housing Finance Ltd. **	INE115A07IY8	8.75	CRISIL AAA	60	611.80	1.00%
HDFC Ltd. **	INE001A07OS0	8.35	CRISIL AAA	5	509.22	0.83%
HDB Financial Services Ltd. **	INE756I07CQ1	8.71	CRISIL AAA	40	408.27	0.67%
Indian Railway Finance Corporation Ltd. **	INE053F07AK6	7.65	CRISIL AAA	25	253.88	0.41%
Indian Railway Finance Corporation Ltd. **	INE053F09GK9	8.2	CRISIL AAA	5	51.24	0.08%
I H 5 J J H					7 96 49	8949
Kotak Mahindra Prime Ltd. **	INE916DA7PO3		CRISIL AAA	700	6448.36	10.54%
Bajaj Housing Finance Ltd. **	INE377Y07037		CRISIL AAA	515	6125.16	10.01%
Aditya Birla Finance Ltd. **	INE860H07FP8		ICRA AAA	137	1596.10	2.61%
HDFC Ltd. **	INE001A07OW2		CRISIL AAA	1	138.72	0.23%
5					6 64	4
3I 5 H					6 64	4
Tata Sons Ltd. **	INE895D08899	8.25	CRISIL AAA	600	6040.77	9.87%
I H 5 J J H						
J						
J						
J . 7 /						
J . /						
I I J						
H						
K					7 487	6469
K . K /						
I G					7 7 4 8	84
G					78684	766466

Non-Convertible debentures / Bonds & Zero Coupon Bonds / Deep Discount Bonds are considered as Traded based on the information provided by external agencies.

The scheme has not transacted in Credit Default Swaps.

** Non Traded / Illiquid Securities.

Net Current Assets is adjusted to the extent of short derivatives positions, if any.

For the Instrument/security whose final ISIN is yet to be assigned, disclosure of ISIN has been made as per the details provided by external agencies.

	A	B	C	D	E	F	G	H	I
1		I I L							
2		I I L 8 787 J I							
3		L 8 28686							
4		I 5 5		I	5		K 5 . 4 /		
5		J					7 8 49	4	
6									
7		5 G K					799864	4 8	
8									
9							4 7	74 8	
10		State Government of Odisha	IN2720150050	8.48	SOV	6500000	6684.61	44.07%	
11		State Government of Rajasthan	IN2920150405	8.21	SOV	590000	605.22	3.99%	
12		State Government of Maharashtra	IN2220170186	7.62	SOV	250000	255.41	1.68%	
13		State Government of Odisha	IN2720180016	7.55	SOV	190000	194.12	1.28%	
14		State Government of Maharashtra	IN2220100092	8.46	SOV	62000	63.80	0.42%	
15		State Government of Gujarat	IN1520100091	8.38	SOV	35000	35.83	0.24%	
16		State Government of Maharashtra	IN2220100068	8.54	SOV	20000	20.52	0.14%	
17									
18		3I 5 H					9 94 8	8 488	
19		LIC Housing Finance Ltd. **	INE115A07JB4	8.75	CRISIL AAA	148	1509.22	9.95%	
20		HDFC Ltd. **	INE001A07OO9	8.75	CRISIL AAA	7	714.82	4.71%	
21		Rural Electrification Corporation Ltd. **	INE020B08AR7	7.6	CRISIL AAA	50	506.02	3.34%	
22		Reliance Industries Ltd. **	INE002A08526	7.07	CRISIL AAA	30	302.01	1.99%	
23		Indian Railway Finance Corporation Ltd. **	INE053F07AK6	7.65	CRISIL AAA	29	294.50	1.94%	
24		HDFC Ltd.	INE001A07RN4	8.7	CRISIL AAA	14	142.33	0.94%	
25		Power Finance Corporation Ltd. **	INE134E07505	9.7	CRISIL AAA	10	103.02	0.68%	
26		Small Industries Development Bank Of India **	INE556F08JA8	7.52	CARE AAA	5	50.71	0.33%	
27		Small Industries Development Bank Of India **	INE556F08JD2	7.65	CARE AAA	4	40.65	0.27%	
28		Rural Electrification Corporation Ltd. **	INE020B08AS5	7.7	CRISIL AAA	1	10.14	0.07%	
29									
30		I H 5 J J H					7 4 9	774	
31		Kotak Mahindra Prime Ltd. **	INE916DA7PI5		CRISIL AAA	193	1787.93	11.79%	
32									
33		5					7 6 4 9	4 9	
34									
35		3I 5 H					7 6 4 9	4 9	
36		Tata Sons Ltd. **	INE895D08725	7.85	CRISIL AAA	140	1404.85	9.26%	
37		Tata Sons Ltd. **	INE895D08899	8.25	CRISIL AAA	10	100.68	0.66%	
38									
39		I H 5 J J H							
40									
41		J							
42									
43		J							
44									
45		J . 7 /							
46									
47		J . /							
48									
49									
50									
51		I IJ							
52									
53		H							
54									
55		K					9 457	648	
56									
57		K . K /							
58									
59		I G					9684 6	74	
60		G					7 7 4 6	766456	
61									
62									
63		Non-Convertible debentures / Bonds & Zero Coupon Bonds / Deep Discount Bonds are considered as Traded based on the information provided by external agencies.							
64		The scheme has not transacted in Credit Default Swaps.							
65		** Non Traded / Illiquid Securities.							
66		Net Current Assets is adjusted to the extent of short derivatives positions, if any.							
67		For the Instrument/security whose final ISIN is yet to be assigned, disclosure of ISIN has been made as per the details provided by external agencies.							



I I L

I I L 8 7889 J K

L 8 28686

I 5 5		I	5		K 5	. 4 /
J					7 78489	4 9
5 G K					7 649	4
					7 4	497
State Government of Maharashtra	IN2220100092	8.46	SOV	7585000	7805.44	44.66%
State Government of Rajasthan	IN2920150306	8.39	SOV	300000	308.00	1.76%
State Government of Rajasthan	IN2920150405	8.21	SOV	300000	307.74	1.76%
State Government of Andhra Pradesh	IN1020110012	8.47	SOV	80000	82.60	0.47%
State Government of Maharashtra	IN2220170186	7.62	SOV	60000	61.30	0.35%
State Government of Meghalaya	IN2420110016	8.65	SOV	50000	51.78	0.30%
3I 5 H					9 6 49	874
LIC Housing Finance Ltd. **	INE115A07JF5	8.6	CRISIL AAA	150	1528.52	8.75%
Small Industries Development Bank Of India **	INE556F08JA8	7.52	CARE AAA	120	1216.99	6.96%
Rural Electrification Corporation Ltd. **	INE020B08AR7	7.6	CRISIL AAA	40	404.81	2.32%
NHPC Ltd. **	INE848E07963	6.84	FITCH AAA	250	251.94	1.44%
Indian Railway Finance Corporation Ltd. **	INE053F07AK6	7.65	CRISIL AAA	20	203.10	1.16%
Small Industries Development Bank Of India **	INE556F08JD2	7.65	CARE AAA	10	101.63	0.58%
Rural Electrification Corporation Ltd. **	INE020B08AS5	7.7	CRISIL AAA	10	101.35	0.58%
I H 5 J J H					8 8 47	7 4
Sundaram Finance Ltd. **	INE660A07PK7		ICRA AAA	228	2106.81	12.06%
Aditya Birla Finance Ltd. **	INE860H07FP8		ICRA AAA	24	279.61	1.60%
HDFC Ltd. **	INE001A07OW2		CRISIL AAA	1	138.72	0.79%
5					7 74	7646
3I 5 H					7 74	7646
Tata Sons Ltd. **	INE895D08899	8.25	CRISIL AAA	175	1761.89	10.08%
I H 5 J J H						
J						
J						
J . 7 /						
J . /						
I I J						
H						
K					76 47	64 8
K . K /						
I G					4 6	94
G					7 48	766466

Non-Convertible debentures / Bonds & Zero Coupon Bonds / Deep Discount Bonds are considered as Traded based on the information provided by external agencies.
The scheme has not transacted in Credit Default Swaps.
** Non Traded / Illiquid Securities.
Net Current Assets is adjusted to the extent of short derivatives positions, if any.
For the Instrument/security whose final ISIN is yet to be assigned, disclosure of ISIN has been made as per the details provided by external agencies.

I I L						
I I L 3 8 3 789 J G						
L 8 28686						
I 5 5		I	5		K 5 . 4 /	
J					749	4 8
5 G K					749	4 8
					7 47	94
State Government of Rajasthan	IN2920150306	8.39	SOV	4430000	4548.10	49.62%
State Government of Haryana	IN1620110016	8.36	SOV	180000	185.40	2.02%
State Government of Rajasthan	IN2920150405	8.21	SOV	180000	184.64	2.01%
3I 5 H					8 46	8 4
HDFC Ltd. **	INE001A07OO9	8.75	CRISIL AAA	9	919.06	10.03%
LIC Housing Finance Ltd. **	INE115A07JF5	8.6	CRISIL AAA	90	917.11	10.01%
Indian Railway Finance Corporation Ltd. **	INE053F07AK6	7.65	CRISIL AAA	35	355.43	3.88%
Reliance Industries Ltd. **	INE002A08526	7.07	CRISIL AAA	20	201.34	2.20%
Small Industries Development Bank Of India **	INE556F08JD2	7.65	CARE AAA	7	71.14	0.78%
I H 5 J J H					7 6 478	7 49
Rural Electrification Corporation Ltd. **	INE020B08476		CRISIL AAA	3000	858.46	9.37%
Kotak Mahindra Prime Ltd. **	INE916DA7PI5		CRISIL AAA	44	407.61	4.45%
Bajaj Housing Finance Ltd. **	INE377Y07029		CRISIL AAA	12	143.05	1.56%
5						
3I 5 H						
I H 5 J J H						
J						
J						
J . 7 /						
J . /						
I IJ						
H						
K					8 4	648
K . K /						
I G					9 4	94 7
G					7 4 9	76646

Non-Convertible debentures / Bonds & Zero Coupon Bonds / Deep Discount Bonds are considered as Traded based on the information provided by external agencies.

The scheme has not transacted in Credit Default Swaps.

** Non Traded / Illiquid Securities.

Net Current Assets is adjusted to the extent of short derivatives positions, if any.

For the Instrument/security whose final ISIN is yet to be assigned, disclosure of ISIN has been made as per the details provided by external agencies.

I I L						
I I L 3 9 3 7766 J						
L 8 28686						
I 5 5		I	5		K 5 . 4 /	
J					9 74	4 7
5 G K					9 74	4 7
					7 8 4	964
State Government of Tamil Nadu	IN3120110041	8.64	SOV	500000	519.48	11.29%
State Government of Tamil Nadu	IN3120110058	8.6	SOV	342600	356.14	7.74%
State Government of Maharashtra	IN2220110018	8.6	SOV	321500	334.24	7.26%
State Government of Andhra Pradesh	IN1020110046	8.66	SOV	100000	103.89	2.26%
State Government of Andhra Pradesh	IN1020110038	8.6	SOV	75000	77.87	1.69%
State Government of Gujarat	IN1520100125	8.51	SOV	33000	33.93	0.74%
3I 5 H					8 774	4
NABARD **	INE261F08AL1	8.39	CRISIL AAA	40	411.25	8.93%
Reliance Jio Infocomm Ltd. **	INE110L07070	8.32	CRISIL AAA	39	398.01	8.65%
NABHA Power Ltd. **	INE445L08334	8.12	ICRA AAA(SO)	39	396.04	8.60%
HDB Financial Services Ltd. **	INE756I07BY7	8.81	CRISIL AAA	35	358.35	7.79%
LIC Housing Finance Ltd. **	INE115A07JY6	8.3	CRISIL AAA	35	356.10	7.74%
Mahindra & Mahindra Financial Services Ltd. **	INE774D07SB3	8.1	FITCH AAA	25	252.71	5.49%
Power Finance Corporation Ltd. **	INE134E08DQ6	9.61	CRISIL AAA	13	135.23	2.94%
NHPC Ltd. **	INE848E07419	8.78	ICRA AAA	100	102.57	2.23%
Power Finance Corporation Ltd. **	INE134E08JK6	7.73	CRISIL AAA	10	101.48	2.20%
I H 5 J J H					49	4
Axis Finance Ltd. **	INE891K07432		FITCH AAA	39	454.37	9.87%
5						
3I 5 H						
I H 5 J J H						
J						
J						
J . 7 /						
J . /						
I I J						
H						
K					645	7497
K . K /						
I G					7 748	948
G					69458	766456

Non-Convertible debentures / Bonds & Zero Coupon Bonds / Deep Discount Bonds are considered as Traded based on the information provided by external agencies.

The scheme has not transacted in Credit Default Swaps.

** Non Traded / Illiquid Securities.

Net Current Assets is adjusted to the extent of short derivatives positions, if any.

For the Instrument/security whose final ISIN is yet to be assigned, disclosure of ISIN has been made as per the details provided by external agencies.

Debt instruments having structured obligations or credit enhancement features have been denoted with suffix as (SO) or (CE) respectively against the ratings of the instrument

I I			L			
I I L	3	9 3 7766 J				
L 8 28686						
I 5 5		I	5	K 5	. 4 /	
J					7 7 49	497
5 G K					7 7 49	497
					8 4	8 4
State Government of Andhra Pradesh	IN1020110046	8.66	SOV	1500000	1558.39	10.48%
State Government of Gujarat	IN1520110025	8.56	SOV	1500000	1557.12	10.47%
State Government of Andhra Pradesh	IN1020170230	7.64	SOV	1000000	1021.65	6.87%
State Government of Rajasthan	IN2920150306	8.39	SOV	200000	205.33	1.38%
State Government of Kerala	IN2020100037	8.5	SOV	80000	82.15	0.55%
3I 5 H					87486	47
NABARD **	INE261F08AM9	8.37	CRISIL AAA	150	1542.98	10.37%
Reliance Jio Infocomm Ltd. **	INE110L07120	8.7	CRISIL AAA	100	1025.68	6.90%
Rural Electrification Corporation Ltd. **	INE020B08BN4	8.15	CRISIL AAA	100	1020.19	6.86%
Power Finance Corporation Ltd. **	INE134E08DQ6	9.61	CRISIL AAA	62	644.94	4.34%
Small Industries Development Bank Of India **	INE556F08JF7	8.5	CARE AAA	50	514.18	3.46%
HDFC Ltd. **	INE001A07PJ6	8.2	CRISIL AAA	5	509.89	3.43%
LIC Housing Finance Ltd. **	INE115A07LX4	7.67	CRISIL AAA	50	504.87	3.39%
Power Grid Corporation Of India Ltd. **	INE752E07MN5	8.4	CRISIL AAA	38	390.04	2.62%
Power Finance Corporation Ltd. **	INE134E08JK6	7.73	CRISIL AAA	20	202.96	1.36%
LIC Housing Finance Ltd. **	INE115A07MT0	7.88	CRISIL AAA	20	202.18	1.36%
Reliance Jio Infocomm Ltd. **	INE110L07070	8.32	CRISIL AAA	11	112.26	0.75%
HDB Financial Services Ltd. **	INE756I07CQ1	8.71	CRISIL AAA	5	51.03	0.34%
I H 5 J J H					968 4	8649
Kotak Mahindra Prime Ltd. **	INE916DA7PR6		CRISIL AAA	128	1515.54	10.19%
Sundaram Finance Ltd. **	INE660A07PQ4		ICRA AAA	166	1514.00	10.18%
5						
3I 5 H						
I H 5 J J H						
J						
J						
J . 7 /						
J . /						
I IJ						
H						
K					8 4	74
K . K /						
I G					884	84
G					7 84	76656

Non-Convertible debentures / Bonds & Zero Coupon Bonds / Deep Discount Bonds are considered as Traded based on the information provided by external agencies.

The scheme has not transacted in Credit Default Swaps.

** Non Traded / Illiquid Securities.

Net Current Assets is adjusted to the extent of short derivatives positions, if any.

For the Instrument/security whose final ISIN is yet to be assigned, disclosure of ISIN has been made as per the details provided by external agencies.

I I L						
I I L 3 9 3 7766 J						
L 8 28686						
I 5 5		I	5		K 5 . 4 /	
J					77 4	4 9
5 G K					4	74
3I 5 H					47	94
Reliance Jio Infocomm Ltd. **	INE110L07120	8.7	CRISIL AAA	107	1097.48	8.99%
Talwandi Sabo Power Ltd. **	INE694L07123	9.23	CRISIL AA(CE)	105	1055.65	8.64%
Vedanta Ltd. **	INE205A07139	8.5	CRISIL AA	105	1053.14	8.62%
Muthoot Finance Ltd. **	INE414G07CM0	8.75	CRISIL AA	100000	1001.07	8.20%
EID Parry (India) Ltd. **	INE126A07251	8.25	CRISIL AA-	100	993.69	8.14%
Indiabulls Housing Finance Ltd. **	INE148I07IL9	8	CRISIL AA	100	835.28	6.84%
Tata Motors Ltd. **	INE155A08365	7.4	CARE AA-	70	700.34	5.74%
NABHA Power Ltd. **	INE445L08342	8.12	ICRA AAA(SO)	48	488.49	4.00%
Sikka Ports & Terminals Ltd. **	INE941D08065	10.25	CRISIL AAA	30	311.45	2.55%
Rural Electrification Corporation Ltd. **	INE020B08591	9.48	CRISIL AAA	10	103.97	0.85%
NHPC Ltd. **	INE848E07419	8.78	ICRA AAA	100	102.57	0.84%
Small Industries Development Bank Of India **	INE556F08JF7	8.5	CARE AAA	2	20.57	0.17%
Indian Railway Finance Corporation Ltd. **	INE053F09GK9	8.2	CRISIL AAA	2	20.49	0.17%
I H 5 J J H					88774	7 477
Aditya Birla Fashion and Retail Ltd. **	INE647O08073		CRISIL AA	105	1205.08	9.87%
JM Financial Products Ltd. **	INE523H07AB3		ICRA AA	90	1006.67	8.24%
5					7 84 6	784
3I 5 H					7 84 6	784
Nayara Energy Ltd. **	INE011A07099	9.5	CARE AA	10	999.31	8.18%
Tata Sons Ltd. **	INE895D08634	8.01	CRISIL AAA	57	573.19	4.69%
I H 5 J J H						
J						
J						
J . 7 /						
J . /						
I I J						
H						
K					48	64 7
K . K /						
I G					4	4
G					788774	766466

Non-Convertible debentures / Bonds & Zero Coupon Bonds / Deep Discount Bonds are considered as Traded based on the information provided by external agencies.
The scheme has not transacted in Credit Default Swaps.
** Non Traded / Illiquid Securities.
Net Current Assets is adjusted to the extent of short derivatives positions, if any.
For the Instrument/security whose final ISIN is yet to be assigned, disclosure of ISIN has been made as per the details provided by external agencies.
Debt instruments having structured obligations or credit enhancement features have been denoted with suffix as (SO) or (CE) respectively against the ratings of the instrument

I I L						
I I L 3 9 37767 J						
L 8 28686						
I 5 5		I	5		K 5 . 4 /	
J					976964 7	4 6
5 G K					8 89 4 9	4 8
					7 4 78	8 4 89
State Government of Rajasthan	IN2920180048	8.15	SOV	4000000	4122.95	12.77%
State Government of Haryana	IN1620110024	8.65	SOV	2070000	2143.92	6.64%
State Government of West Bengal	IN3420110097	8.65	SOV	1000000	1043.35	3.23%
State Government of Rajasthan	IN2920160073	8.15	SOV	450000	462.53	1.43%
State Government of Kerala	IN2020110010	8.6	SOV	250000	260.45	0.81%
State Government of Uttar Pradesh	IN3320110015	8.65	SOV	110000	113.92	0.35%
3 I 5 H					7 8 94	6 4 98
Bajaj Housing Finance Ltd. **	INE377Y07078	9.1438	CRISIL AAA	280	2887.85	8.94%
NABARD **	INE261F08AL1	8.39	CRISIL AAA	278	2858.18	8.85%
Rural Electrification Corporation Ltd. **	INE020B08AW7	7.73	CRISIL AAA	250	2537.64	7.86%
Power Finance Corporation Ltd. **	INE134E08IH4	7.5	CRISIL AAA	250	2535.18	7.85%
Small Industries Development Bank Of India **	INE556F08JH3	8.4	CARE AAA	200	2058.85	6.37%
Tata Capital Financial Services Ltd. **	INE306N07JY4	8.7	CRISIL AAA	100	1018.67	3.15%
LIC Housing Finance Ltd. **	INE115A07LX4	7.67	CRISIL AAA	90	908.76	2.81%
Small Industries Development Bank Of India **	INE556F08JF7	8.5	CARE AAA	45	462.76	1.43%
Rural Electrification Corporation Ltd. **	INE020B08AS5	7.7	CRISIL AAA	35	354.73	1.10%
HDFC Ltd.	INE001A07RN4	8.7	CRISIL AAA	30	304.99	0.94%
Power Finance Corporation Ltd. **	INE134E08JK6	7.73	CRISIL AAA	20	202.96	0.63%
NHPC Ltd. **	INE848E07419	8.78	ICRA AAA	100	102.57	0.32%
Bajaj Housing Finance Ltd. **	INE377Y07045	8.1352	CRISIL AAA	2	20.30	0.06%
I H 5 J J H					9 9 4 6	7 74
Kotak Mahindra Investments Ltd. **	INE975F07GB6		CRISIL AAA	365	3292.09	10.19%
Kotak Mahindra Prime Ltd. **	INE916DA7PF1		CRISIL AAA	50	470.85	1.46%
LIC Housing Finance Ltd. **	INE115A07MX2		CRISIL AAA	6	71.13	0.22%
5					8 4	4
3 I 5 H					8 4	4
Tata Sons Ltd. **	INE895D08634	8.01	CRISIL AAA	278	2795.55	8.66%
I H 5 J J H						
J						
J						
J . 7 /						
J . /						
I I J						
H						
K					7694 7	6 4 98
K . K /						
I G					77 94	94 6
G					988 4 86	7664 66
Non-Convertible debentures / Bonds & Zero Coupon Bonds / Deep Discount Bonds are considered as Traded based on the information provided by external agencies.						
The scheme has not transacted in Credit Default Swaps.						
** Non Traded / Illiquid Securities.						
Net Current Assets is adjusted to the extent of short derivatives positions, if any.						
For the Instrument/security whose final ISIN is yet to be assigned, disclosure of ISIN has been made as per the details provided by external agencies.						

I I L

I I L 3 9 3 776 J G

L 8 28686

I 5 5		I	5		K 5 . 4 /	
J					7 97476	4
5 G K					7 97476	4
					7 497	94
State Government of Maharashtra	IN2220170186	7.62	SOV	3000000	3064.93	16.51%
State Government of Haryana	IN1620110016	8.36	SOV	2500000	2575.06	13.87%
State Government of Maharashtra	IN2220100092	8.46	SOV	1900000	1955.22	10.53%
State Government of Tamil Nadu	IN3120110017	8.68	SOV	500000	518.69	2.79%
State Government of Gujarat	IN1520100125	8.51	SOV	50000	51.41	0.28%
3I 5 H					499	48
Power Finance Corporation Ltd. **	INE134E08ID3	8.05	CRISIL AAA	190	1935.27	10.43%
Rural Electrification Corporation Ltd. **	INE020B08AS5	7.7	CRISIL AAA	190	1925.69	10.37%
HDB Financial Services Ltd. **	INE756I07CQ1	8.71	CRISIL AAA	165	1684.11	9.07%
LIC Housing Finance Ltd. **	INE115A07IY8	8.75	CRISIL AAA	150	1529.49	8.24%
Kotak Mahindra Investments Ltd. **	INE975F07GN1	8.5108	CRISIL AAA	100	1016.77	5.48%
Export-Import Bank Of India **	INE514E08FD2	8	CRISIL AAA	60	613.52	3.31%
Sundaram Finance Ltd. **	INE660A07PJ9	7.964	ICRA AAA	20	202.55	1.09%
Housing and Urban Development Corporation Ltd. **	INE031A08566	7.73	ICRA AAA	5	50.93	0.27%
I H 5 J J H					6 4	84 9
Bajaj Housing Finance Ltd. **	INE377Y07029		CRISIL AAA	24	286.10	1.54%
Aditya Birla Finance Ltd. **	INE860H07FP8		ICRA AAA	19	221.36	1.19%
5						
3I 5 H						
I H 5 J J H						
J						
J						
J . 7 /						
J . /						
I I J						
H						
K					97488	647
K . K /						
I G					6646	4
G					7 84 7	766466

Non-Convertible debentures / Bonds & Zero Coupon Bonds / Deep Discount Bonds are considered as Traded based on the information provided by external agencies.

The scheme has not transacted in Credit Default Swaps.

** Non Traded / Illiquid Securities.

Net Current Assets is adjusted to the extent of short derivatives positions, if any.

For the Instrument/security whose final ISIN is yet to be assigned, disclosure of ISIN has been made as per the details provided by external agencies.

	A	B	C	D	E	F	G	H	I
1		I I L							
2		I I L 3 9 3776 J L							
3		L 8 28686							
4		I 5 5		I	5		K 5 . 4 /		
5		J					8 6 45	45	
6									
7		5 G K					8 6 45	45	
8									
9							78 4 9	4	
10		State Government of Gujarat	IN1520100141	8.36	SOV	3060200	3148.83	10.90%	
11		State Government of Odisha	IN2720150050	8.48	SOV	2500000	2571.00	8.90%	
12		State Government of West Bengal	IN3420110030	8.6	SOV	2000000	2068.96	7.16%	
13		State Government of Andhra Pradesh	IN1020100153	8.37	SOV	1500000	1543.42	5.34%	
14		State Government of Andhra Pradesh	IN1020110012	8.47	SOV	1130200	1166.90	4.04%	
15		State Government of Rajasthan	IN2920150306	8.39	SOV	560000	574.93	1.99%	
16		State Government of Maharashtra	IN2220100084	8.51	SOV	500000	514.12	1.78%	
17		State Government of Gujarat	IN1520110017	8.68	SOV	280000	290.49	1.01%	
18		State Government of Haryana	IN1620110016	8.36	SOV	220000	226.61	0.78%	
19		State Government of Gujarat	IN1520100125	8.51	SOV	190000	195.35	0.68%	
20		State Government of Maharashtra	IN2220170186	7.62	SOV	170000	173.68	0.60%	
21		State Government of Rajasthan	IN2920150405	8.21	SOV	150000	153.87	0.53%	
22		State Government of Tripura	IN3220110016	8.65	SOV	90000	93.19	0.32%	
23		State Government of Uttar Pradesh	IN3320110015	8.65	SOV	60000	62.14	0.22%	
24		State Government of Uttarakhand	IN3620110012	8.39	SOV	42900	44.19	0.15%	
25		State Government of Gujarat	IN1520100091	8.38	SOV	40000	40.95	0.14%	
26									
27		3I 5 H					948	964	
28		Rural Electrification Corporation Ltd. **	INE020B08AO4	7.18	CRISIL AAA	300	3024.31	10.47%	
29		Small Industries Development Bank Of India **	INE556F08JD2	7.65	CARE AAA	250	2540.79	8.79%	
30		ICICI Home Finance Company Ltd. **	INE071G08940	8.22	ICRA AAA	300	1518.26	5.26%	
31		Power Finance Corporation Ltd. **	INE134E08JK6	7.73	CRISIL AAA	90	913.30	3.16%	
32		HDB Financial Services Ltd. **	INE756I07CQ1	8.71	CRISIL AAA	40	408.27	1.41%	
33		HDFC Ltd.	INE001A07RN4	8.7	CRISIL AAA	40	406.65	1.41%	
34		Indian Railway Finance Corporation Ltd. **	INE053F09GK9	8.2	CRISIL AAA	5	51.24	0.18%	
35		Bajaj Housing Finance Ltd. **	INE377Y07045	8.1352	CRISIL AAA	3	30.45	0.11%	
36									
37		I H 5 J J H					8 947	874	
38		Kotak Mahindra Prime Ltd. **	INE916DA7PO3		CRISIL AAA	370	3408.42	11.80%	
39		Axis Finance Ltd. **	INE891K07390		CRISIL AAA	244	2874.74	9.95%	
40									
41		5							
42									
43		3I 5 H							
44									
45		I H 5 J J H							
46									
47		J							
48									
49		J							
50									
51		J . 7 /							
52									
53		J . /							
54									
55									
56									
57		I IJ							
58									
59		H							
60									
61		K					84 8	647	
62									
63		K . K /							
64									
65		I G					674	84	
66		G					8 4 9	766456	
67									
68									
69		Non-Convertible debentures / Bonds & Zero Coupon Bonds / Deep Discount Bonds are considered as Traded based on the information provided by external agencies.							
70		The scheme has not transacted in Credit Default Swaps.							
71		** Non Traded / Illiquid Securities.							
72		Net Current Assets is adjusted to the extent of short derivatives positions, if any.							
73		For the Instrument/security whose final ISIN is yet to be assigned, disclosure of ISIN has been made as per the details provided by external agencies.							

	A	B	C	D	E	F	G	H	I
1		I I L							
2		I I L 3 9 3776 J							
3		L 8 28686							
4		I 5 5		I	5		K 5 . 4 /		
5		J					89 4 7	478	
6									
7		5 G K					89 4 7	478	
8									
9							7 4 9	8 4	
10		State Government of Haryana	IN1620110016	8.36	SOV	7000000	7210.18	29.00%	
11		State Government of Andhra Pradesh	IN1020110038	8.6	SOV	200000	207.65	0.84%	
12									
13		3I 5 H					76 489	94 9	
14		NABARD **	INE261F08AL1	8.39	CRISIL AAA	250	2570.31	10.34%	
15		Bajaj Housing Finance Ltd. **	INE377Y07060	8.6041	CRISIL AAA	210	2145.09	8.63%	
16		Small Industries Development Bank Of India **	INE556F08JF7	8.5	CARE AAA	150	1542.55	6.20%	
17		Rural Electrification Corporation Ltd. **	INE020B08BN4	8.15	CRISIL AAA	120	1224.23	4.92%	
18		Power Grid Corporation Of India Ltd. **	INE752E07MN5	8.4	CRISIL AAA	97	995.64	4.00%	
19		LIC Housing Finance Ltd. **	INE115A07JY6	8.3	CRISIL AAA	65	661.33	2.66%	
20		Rural Electrification Corporation Ltd. **	INE020B08AS5	7.7	CRISIL AAA	55	557.44	2.24%	
21		Power Finance Corporation Ltd. **	INE134E08JK6	7.73	CRISIL AAA	30	304.43	1.22%	
22		LIC Housing Finance Ltd. **	INE115A07MT0	7.88	CRISIL AAA	30	303.28	1.22%	
23		HDB Financial Services Ltd. **	INE756I07CQ1	8.71	CRISIL AAA	20	204.13	0.82%	
24		HDB Financial Services Ltd. **	INE756I07BY7	8.81	CRISIL AAA	12	122.86	0.49%	
25		Power Finance Corporation Ltd. **	INE134E08DQ6	9.61	CRISIL AAA	11	114.43	0.46%	
26		Power Finance Corporation Ltd. **	INE134E07505	9.7	CRISIL AAA	5	51.51	0.21%	
27									
28		I H 5 J J H					984	874	
29		Sundaram Finance Ltd. **	INE660A07PN1		ICRA AAA	324	2974.40	11.96%	
30		Axis Finance Ltd. **	INE891K07432		FITCH AAA	211	2458.25	9.89%	
31									
32		5							
33									
34		3I 5 H							
35									
36		I H 5 J J H							
37									
38		J							
39									
40		J							
41									
42		J . 7 /							
43									
44		J . /							
45									
46									
47									
48		I I J							
49									
50		H							
51									
52		K					6 45	74	
53									
54		K . K /							
55									
56		I G					6949	9489	
57		G					8 6479	766466	
58									
59									
60		Non-Convertible debentures / Bonds & Zero Coupon Bonds / Deep Discount Bonds are considered as Traded based on the information provided by external agencies.							
61		The scheme has not transacted in Credit Default Swaps.							
62		** Non Traded / Illiquid Securities.							
63		Net Current Assets is adjusted to the extent of short derivatives positions, if any.							
64		For the Instrument/security whose final ISIN is yet to be assigned, disclosure of ISIN has been made as per the details provided by external agencies.							

I 5 5			I 5		K 5 . 4 /		
J						7 6 64	48
5G K						7 6 64	48
						994 8	4
State Government of Rajasthan	IN2920160073	8.15	SOV	6900000		7092.08	40.02%
State Government of Rajasthan	IN2920180048	8.15	SOV	250000		257.68	1.45%
State Government of Kerala	IN2020100037	8.5	SOV	200000		205.37	1.16%
State Government of Andhra Pradesh	IN1020110012	8.47	SOV	170000		175.52	0.99%
State Government of Maharashtra	IN2220100076	8.5	SOV	100000		102.69	0.58%
State Government of Gujarat	IN1520100125	8.51	SOV	52000		53.46	0.30%
State Government of Andhra Pradesh	IN1020110038	8.6	SOV	45000		46.72	0.26%
3I 5H						784 7	9848 9
Small Industries Development Bank Of India **	INE556F08JF7	8.5	CARE AAA	160		1645.38	9.28%
Housing and Urban Development Corporation Ltd. **	INE031A08566	7.73	ICRA AAA	145		1477.05	8.33%
Rural Electrification Corporation Ltd. **	INE020B08AS5	7.7	CRISIL AAA	110		1114.88	6.29%
ICICI Home Finance Company Ltd. **	INE071G08940	8.22	ICRA AAA	100		506.09	2.86%
Export-Import Bank Of India **	INE514E08FD2	8	CRISIL AAA	40		409.01	2.31%
HDB Financial Services Ltd. **	INE756I07CQ1	8.71	CRISIL AAA	35		357.24	2.02%
Power Finance Corporation Ltd. **	INE134E08JK6	7.73	CRISIL AAA	20		202.96	1.15%
I H 5J J H						9 7 4	7 48
Kotak Mahindra Prime Ltd. **	INE916DA7PO3		CRISIL AAA	230		2118.75	11.96%
Axis Finance Ltd. **	INE891K07390		CRISIL AAA	110		1295.99	7.31%
5							
3I 5H							
I H 5J J H							
J							
J							
J . 7 /							
J . /							
I I J							
H							
K						4	648
K . K /							
I G						7 48	94
G						7 884	766466

** Non Traded / Illiquid Securities.

Net Current Assets is adjusted to the extent of short derivatives positions, if any.

	A	B	C	D	E	F	G	H	I
1		I I L							
2		I I L 3 9 3 7776 J							
3		L 8 28686							
4		I 5 5		I	5		K 5 . 4 /		
5		J					9 7 4	4 7	
6									
7		5 G K					9 7 47	4	
8									
9									
10									
11		3I 5 H					8 6499	4	
12		Reliance Jio Infocomm Ltd. **	INE110L07120	8.7	CRISIL AAA	35	358.99	8.68%	
13		Talwandi Sabo Power Ltd. **	INE694L07123	9.23	CRISIL AA(CE)	35	351.88	8.51%	
14		Vedanta Ltd. **	INE205A07139	8.5	CRISIL AA	35	351.05	8.49%	
15		Muthoot Finance Ltd. **	INE414G07CM0	8.75	CRISIL AA	30000	300.32	7.27%	
16		Tata Motors Ltd. **	INE155A08365	7.4	CARE AA-	30	300.14	7.26%	
17		EID Parry (India) Ltd. **	INE126A07251	8.25	CRISIL AA-	30	298.11	7.21%	
18		Indiabulls Housing Finance Ltd. **	INE148I07IL9	8	CRISIL AA	30	250.58	6.06%	
19		Sikka Ports & Terminals Ltd. **	INE941D08065	10.25	CRISIL AAA	20	207.63	5.02%	
20		Small Industries Development Bank Of India **	INE556F08JF7	8.5	CARE AAA	13	133.69	3.23%	
21		Rural Electrification Corporation Ltd. **	INE020B08591	9.48	CRISIL AAA	10	103.97	2.52%	
22		Rural Electrification Corporation Ltd. **	INE020B08BN4	8.15	CRISIL AAA	10	102.02	2.47%	
23		Indian Railway Finance Corporation Ltd. **	INE053F09GK9	8.2	CRISIL AAA	5	51.24	1.24%	
24		NABHA Power Ltd. **	INE445L08342	8.12	ICRA AAA(SO)	4	40.71	0.98%	
25									
26		I H 5 J J H					4	7 4 6	
27		Aditya Birla Fashion and Retail Ltd. **	INE647O08073		CRISIL AA	36	413.17	10.00%	
28		LIC Housing Finance Ltd. **	INE115A07MX2		CRISIL AAA	30	355.67	8.60%	
29									
30		5					8 4	48	
31									
32		3I 5 H					8 4	48	
33		Nayara Energy Ltd. **	INE011A07099	9.5	CARE AA	3	299.79	7.25%	
34									
35		I H 5 J J H							
36									
37		J							
38									
39		J							
40									
41		J . 7 /							
42									
43		J . /							
44									
45									
46									
47		I I J							
48									
49		H							
50									
51		K					984	64	
52									
53		K . K /							
54									
55		I G					7 8466	4 6	
56		G					7994 9	766466	
57									
58									
59		Non-Convertible debentures / Bonds & Zero Coupon Bonds / Deep Discount Bonds are considered as Traded based on the information provided by external agencies.							
60		The scheme has not transacted in Credit Default Swaps.							
61		** Non Traded / Illiquid Securities.							
62		Net Current Assets is adjusted to the extent of short derivatives positions, if any.							
63		For the Instrument/security whose final ISIN is yet to be assigned, disclosure of ISIN has been made as per the details provided by external agencies.							
64		Debt instruments having structured obligations or credit enhancement features have been denoted with suffix as (SO) or (CE) respectively against the ratings of the instrument							



	A	B	C	D	E	F	G	H	I
1		I I L							
2		I I L 3 9 3 7 6 J J							
3		L 8 28686							
4		I 5 5		I	5		K 5 . 4 /		
5		J					7 9 4	4	
6									
7		5 G K					7 9 4	4	
8									
9							7 9 4	4	
10		State Government of Haryana	IN1620150145	8.21	SOV	22445000	23354.27	36.42%	
11		State Government of Rajasthan	IN2920150314	8.39	SOV	18525400	19336.29	30.16%	
12		State Government of Rajasthan	IN2920150413	8.21	SOV	6120000	6371.56	9.94%	
13		State Government of Uttar Pradesh	IN3320150441	8.68	SOV	2920000	3060.93	4.77%	
14		State Government of Uttar Pradesh	IN3320150664	8.52	SOV	2879000	3012.34	4.70%	
15		State Government of Odisha	IN2720170124	7.78	SOV	2350000	2438.37	3.80%	
16		State Government of Tamil Nadu	IN3120110132	8.75	SOV	1469600	1549.64	2.42%	
17		State Government of Jammu & Kashmir	IN1820110063	9.49	SOV	1000000	1070.18	1.67%	
18		State Government of Chhattisgarh	IN3520180107	7.48	SOV	600000	619.19	0.97%	
19		State Government of Uttar Pradesh	IN3320150540	8.61	SOV	400000	419.03	0.65%	
20		State Government of Jharkhand	IN3720150082	8.53	SOV	300000	314.09	0.49%	
21		State Government of Andhra Pradesh	IN1020110137	8.97	SOV	200000	211.77	0.33%	
22		State Government of Maharashtra	IN2220160179	7.38	SOV	80000	81.90	0.13%	
23									
24		3I 5 H							
25									
26		I H 5 J J H							
27									
28		5							
29									
30		3I 5 H							
31									
32		I H 5 J J H							
33									
34		J							
35									
36		J							
37									
38		J . 7 /							
39									
40		J . /							
41									
42									
43									
44		I IJ							
45									
46		H							
47									
48		K					7 478	648	
49									
50		K . K /							
51									
52		I G					86 94	948	
53		G					77 4 9	766466	
54									
55									
56		Non-Convertible debentures / Bonds & Zero Coupon Bonds / Deep Discount Bonds are considered as Traded based on the information provided by external agencies.							
57		The scheme has not transacted in Credit Default Swaps.							
58		Net Current Assets is adjusted to the extent of short derivatives positions, if any.							
59		For the Instrument/security whose final ISIN is yet to be assigned, disclosure of ISIN has been made as per the details provided by external agencies.							

I 5 5		I	5		K 5 . 4 /		
J					8 64	476	
5G K					8 64	476	
					78 47	478	
State Government of Jammu & Kashmir	IN1820150085	8.45	SOV	1100000	1165.62	41.53%	
State Government of Karnataka	IN1920120095	8.65	SOV	120000	128.56	4.58%	
3I 5H					79 4	4	
NABARD **	INE261F08AT4	8.5	CRISIL AAA	24	253.02	9.02%	
Rural Electrification Corporation Ltd. **	INE020B08831	8.82	CRISIL AAA	21	221.38	7.89%	
NTPC Ltd. **	INE733E07JC4	8.73	CRISIL AAA	20	213.11	7.59%	
Reliance Jio Infocomm Ltd. **	INE110L07088	8	CRISIL AAA	20	206.10	7.34%	
Nuclear Power Corporation of India Ltd. **	INE206D08139	8.56	CRISIL AAA	19	202.93	7.23%	
Jamnagar Utilities & Power Pvt. Ltd. **	INE936D07158	7.67	CRISIL AAA	20	199.43	7.11%	
Power Finance Corporation Ltd. **	INE134E08JF6	7.35	CRISIL AAA	5	50.71	1.81%	
I H 5J J H							
5							
3I 5H							
I H 5J J H							
J							
J							
J . 7 /							
J . /							
I IJ							
H							
K					4	845	
K . K /							
I G					76 46	947	
G					8 6 46	766466	

Non-Convertible debentures / Bonds & Zero Coupon Bonds / Deep Discount Bonds are considered as Traded based on the information provided by external agencies.

The scheme has not transacted in Credit Default Swaps.

** Non Traded / Illiquid Securities.

Net Current Assets is adjusted to the extent of short derivatives positions, if any.

For the Instrument/security whose final ISIN is yet to be assigned, disclosure of ISIN has been made as per the details provided by external agencies.

	A	B	C	D	E	F	G	H	I
1		I I L							
2		I I L 3 377 J							
3		L 8 28686							
4		I 5 5		I	5		K 5 . 4 /		
5		J					889 64 7	94	
6									
7		5 G K					868774	4	
8									
9									
10									
11		3I 5 H					7 9 94 8	4 6	
12		NABARD **	INE261F08BI5	7.9	CRISIL AAA	212	2181.57	9.15%	
13		Housing and Urban Development Corporation Ltd. **	INE031A08657	8.23	ICRA AAA	208	2152.09	9.03%	
14		Rural Electrification Corporation Ltd. **	INE020B08BF0	8.45	CRISIL AAA	206	2133.53	8.95%	
15		Power Finance Corporation Ltd.	INE134E08JW1	8.18	CRISIL AAA	204	2099.70	8.81%	
16		National Highways Authority of India **	INE906B07FG1	7.6	CRISIL AAA	188	1930.06	8.09%	
17		Food Corporation Of India **	INE861G08035	9.95	CRISIL AAA(CE)	180	1922.70	8.06%	
18		Tata Capital Financial Services Ltd. **	INE306N07KG9	9.4756	ICRA AAA	100	1043.48	4.38%	
19		Export-Import Bank Of India **	INE514E08AS1	9.05	CRISIL AAA	50	527.08	2.21%	
20		Tata Capital Housing Finance Ltd. **	INE033L07GA4	9.1791	CRISIL AAA	50	516.89	2.17%	
21		LIC Housing Finance Ltd. **	INE115A07LM7	7.95	CRISIL AAA	50	506.74	2.13%	
22		Reliance Industries Ltd. **	INE002A08575	8.3	CRISIL AAA	30	309.65	1.30%	
23		Fullerton India Credit Company Ltd. **	INE535H07AF8	8.52	CARE AAA	3	30.23	0.13%	
24									
25		I H 5 J J H					47	8649	
26		Bajaj Housing Finance Ltd. **	INE377Y07052		CRISIL AAA	202	2389.19	10.02%	
27		Fullerton India Credit Company Ltd. **	INE535H07AT9		CRISIL AAA	207	2364.98	9.92%	
28		LIC Housing Finance Ltd. **	INE115A07NM3		CRISIL AAA	9	103.99	0.44%	
29									
30		5					879 4 9	4	
31									
32		3I 5 H					879 4 9	4	
33		John Deere Financial India Pvt. Ltd. **	INE00V208017	9.45	CRISIL AAA	210	2138.63	8.97%	
34									
35		I H 5 J J H							
36									
37		J							
38									
39		J							
40									
41		J . 7 /							
42									
43		J . /							
44									
45									
46									
47		I I J							
48									
49		H							
50									
51		K					684	8477	
52									
53		K . K /							
54									
55		I G					4	47	
56		G					89 84	76646	
57									
58									
59		Non-Convertible debentures / Bonds & Zero Coupon Bonds / Deep Discount Bonds are considered as Traded based on the information provided by external agencies.							
60		The scheme has not transacted in Credit Default Swaps.							
61		** Non Traded / Illiquid Securities.							
62		Net Current Assets is adjusted to the extent of short derivatives positions, if any.							
63		For the Instrument/security whose final ISIN is yet to be assigned, disclosure of ISIN has been made as per the details provided by external agencies.							
64		Debt instruments having structured obligations or credit enhancement features have been denoted with suffix as (SO) or (CE) respectively against the ratings of the instrument							

B	C	D	E	F	G	H
I I L						
I I L 3 3 786 J						
L 8 28686						
I 5 5		I	5		K 5 . 4 /	
J					8 6 4	4
5 G K					89 94	4 6
					874	884
State Government of Tamil Nadu	IN3120110132	8.75	SOV	550000	579.96	21.30%
State Government of Uttar Pradesh	IN3320150441	8.68	SOV	30000	31.45	1.15%
State Government of Rajasthan	IN2920150314	8.39	SOV	10000	10.44	0.38%
3I 5 H					786 4	498
Rural Electrification Corporation Ltd. **	INE020B08BF0	8.45	CRISIL AAA	23	238.21	8.75%
Housing and Urban Development Corporation Ltd. **	INE031A08657	8.23	ICRA AAA	23	237.97	8.74%
Food Corporation Of India **	INE861G08035	9.95	CRISIL AAA(CE)	20	213.63	7.85%
Small Industries Development Bank Of India **	INE556F08JK7	7.95	ICRA AAA	19	196.02	7.20%
Tata Capital Financial Services Ltd. **	INE306N07KG9	9.4756	ICRA AAA	10	104.35	3.83%
LIC Housing Finance Ltd. **	INE115A07NS0	8.685	CRISIL AAA	10	102.81	3.78%
NABARD **	INE261F08AI7	8.6	CRISIL AAA	5	52.01	1.91%
HDFC Ltd.	INE001A07RS3	8.58	CRISIL AAA	4	41.31	1.52%
NABARD **	INE261F08BI5	7.9	CRISIL AAA	2	20.58	0.76%
I H 5 J J H					9 4 8	7 4
Bajaj Housing Finance Ltd. **	INE377Y07052		CRISIL AAA	23	272.04	9.99%
Fullerton India Credit Company Ltd. **	INE535H07AT9		CRISIL AAA	23	262.78	9.65%
5					8 4 7	4
3I 5 H					8 4 7	4
John Deere Financial India Pvt. Ltd. **	INE00V208017	9.45	CRISIL AAA	24	244.41	8.98%
I H 5 J J H						
J						
J						
J . 7 /						
J . /						
I I J						
H						
K					48	74 6
K . K /						
I G					4	84 9
G					8 8966	76666

Non-Convertible debentures / Bonds & Zero Coupon Bonds / Deep Discount Bonds are considered as Traded based on the information provided by external agencies.

The scheme has not transacted in Credit Default Swaps.

** Non Traded / Illiquid Securities.

Net Current Assets is adjusted to the extent of short derivatives positions, if any.

For the Instrument/security whose final ISIN is yet to be assigned, disclosure of ISIN has been made as per the details provided by external agencies.

Debt instruments having structured obligations or credit enhancement features have been denoted with suffix as (SO) or (CE) respectively against the ratings of the instrument

I I			L			
I I L	3	3788 J				
L 8 28686						
I 5 5		I	5		K 5 . 4 /	
J					94	48
5 G K					94	48
					7 4	9646
State Government of Rajasthan	IN2920150413	8.21	SOV	1400000	1457.55	30.05%
3I 5 H					7 848	9 4
Housing and Urban Development Corporation Ltd. **	INE031A08632	8.46	ICRA AAA	42	435.89	8.99%
NABARD **	INE261F08BI5	7.9	CRISIL AAA	42	432.20	8.91%
Food Corporation Of India **	INE861G08035	9.95	CRISIL AAA(CE)	40	427.27	8.81%
Rural Electrification Corporation Ltd. **	INE020B08BF0	8.45	CRISIL AAA	40	414.28	8.54%
HDFC Ltd.	INE001A07RS3	8.58	CRISIL AAA	8	82.62	1.70%
I H 5 J J H					798 47	8 496
Bajaj Finance Ltd. **	INE296A07QQ5		CRISIL AAA	42	488.98	10.08%
HDB Financial Services Ltd. **	INE756I07CI8		CRISIL AAA	42	488.54	10.07%
LIC Housing Finance Ltd. **	INE115A07NM3		CRISIL AAA	30	346.65	7.15%
5						
3I 5 H						
I H 5 J J H						
J						
J						
J . 7 /						
J . /						
I IJ						
H						
K					7974	84 7
K . K /						
I G					7 496	9466
G					64	766466

Non-Convertible debentures / Bonds & Zero Coupon Bonds / Deep Discount Bonds are considered as Traded based on the information provided by external agencies.

The scheme has not transacted in Credit Default Swaps.

** Non Traded / Illiquid Securities.

Net Current Assets is adjusted to the extent of short derivatives positions, if any.

For the Instrument/security whose final ISIN is yet to be assigned, disclosure of ISIN has been made as per the details provided by external agencies.

Debt instruments having structured obligations or credit enhancement features have been denoted with suffix as (SO) or (CE) respectively against the ratings of the instrument

I I L						
I I L 3 3789 J						
L 8 28686						
I 5 5		I	5		K 5 . 4 /	
J					8 47	94
5 G K					8 47	94
3I 5 H					7 469	84
Zydus Wellness Ltd. **	INE768C07017	9.14	CRISIL AA+	23	236.43	8.89%
Hindalco Industries Ltd. **	INE038A07258	9.55	CRISIL AA	20	207.96	7.82%
Housing and Urban Development Corporation Ltd. **	INE031A08657	8.23	ICRA AAA	20	206.93	7.78%
Tata Capital Housing Finance Ltd. **	INE033L07GA4	9.1791	CRISIL AAA	20	206.76	7.77%
Walwhan Renewables Energy Ltd. **	INE296N08022	8	CARE AA(CE)	20	200.69	7.55%
Power Finance Corporation Ltd.	INE134E08JW1	8.18	CRISIL AAA	13	133.80	5.03%
PVR Ltd. **	INE191H07201	10.75	CRISIL AA	12	124.38	4.68%
NABARD **	INE261F08AI7	8.6	CRISIL AAA	10	104.03	3.91%
Indian Railway Finance Corporation Ltd. **	INE053F09GK9	8.2	CRISIL AAA	10	102.47	3.85%
Rural Electrification Corporation Ltd. **	INE020B08BF0	8.45	CRISIL AAA	9	93.21	3.50%
The Indian Hotels Company Ltd. **	INE053A07182	7.85	CARE AA+	5	50.37	1.89%
I H 5 J J H					8747	964
Fullerton India Credit Company Ltd. **	INE535H07AT9		CRISIL AAA	23	262.78	9.88%
HDB Financial Services Ltd. **	INE756I07CI8		CRISIL AAA	20	232.64	8.75%
LIC Housing Finance Ltd. **	INE115A07NM3		CRISIL AAA	20	231.10	8.69%
Bajaj Housing Finance Ltd. **	INE377Y07052		CRISIL AAA	8	94.62	3.56%
5						
3I 5 H						
I H 5 J J H						
J						
J						
J . 7 /						
J . /						
I I J						
H						
K					76 4	468
K . K /						
I G					48	84 8
G					8 49	766466

Non-Convertible debentures / Bonds & Zero Coupon Bonds / Deep Discount Bonds are considered as Traded based on the information provided by external agencies.

The scheme has not transacted in Credit Default Swaps.

** Non Traded / Illiquid Securities.

Net Current Assets is adjusted to the extent of short derivatives positions, if any.

For the Instrument/security whose final ISIN is yet to be assigned, disclosure of ISIN has been made as per the details provided by external agencies.

Debt instruments having structured obligations or credit enhancement features have been denoted with suffix as (SO) or (CE) respectively against the ratings of the instrument

	A	B	C	D	E	F	G	H	I
1		I I			L				
2		I I L	3	378	J				
3		L 8 28686							
4		I 5 5		I	5		K 5 . 4 /		
5		J					99 4 9	4	
6									
7		5 G K					99 4 9	4	
8									
9							78 7 4	9 4 7	
10		State Government of Maharashtra	IN2220110117	8.95	SOV	5330300	5646.73	16.24%	
11		State Government of Haryana	IN1620150145	8.21	SOV	2490000	2590.87	7.45%	
12		State Government of Rajasthan	IN2920150413	8.21	SOV	1150000	1197.27	3.44%	
13		State Government of Tamil Nadu	IN3120110140	8.92	SOV	1000000	1058.56	3.04%	
14		State Government of Gujarat	IN1520110124	8.94	SOV	581500	615.80	1.77%	
15		State Government of Himachal pradesh	IN1720110056	8.73	SOV	500000	526.17	1.51%	
16		State Government of Maharashtra	IN2220160179	7.38	SOV	500000	511.85	1.47%	
17		State Government of Rajasthan	IN2920150314	8.39	SOV	110000	114.81	0.33%	
18		State Government of Uttar Pradesh	IN3320150441	8.68	SOV	80000	83.86	0.24%	
19		State Government of Gujarat	IN1520110116	8.69	SOV	65300	68.72	0.20%	
20									
21		3I 5 H					76 4	974	
22		Power Finance Corporation Ltd.	INE134E08JW1	8.18	CRISIL AAA	311	3201.01	9.21%	
23		Rural Electrification Corporation Ltd. **	INE020B08BF0	8.45	CRISIL AAA	300	3107.08	8.94%	
24		NABARD **	INE261F08AI7	8.6	CRISIL AAA	207	2153.35	6.19%	
25		Small Industries Development Bank Of India **	INE556F08JI1	8.81	CARE AAA	131	1368.00	3.93%	
26		Housing and Urban Development Corporation Ltd. **	INE031A08632	8.46	ICRA AAA	100	1037.84	2.98%	
27		National Highways Authority of India **	INE906B07FG1	7.6	CRISIL AAA	10	102.66	0.30%	
28									
29		I H 5 J J H					76 48	9647	
30		HDB Financial Services Ltd. **	INE756I07CI8		CRISIL AAA	302	3512.84	10.10%	
31		Bajaj Finance Ltd. **	INE296A07QQ5		CRISIL AAA	301	3504.39	10.08%	
32		LIC Housing Finance Ltd. **	INE115A07NM3		CRISIL AAA	301	3478.02	10.00%	
33									
34		5							
35									
36		3I 5 H							
37									
38		I H 5 J J H							
39									
40		J							
41									
42		J							
43									
44		J . 7 /							
45									
46		J . /							
47									
48									
49									
50		I I J							
51									
52		H							
53									
54		K					477	647	
55									
56		K . K /							
57									
58		I G					9 4	84 6	
59		G					9 4 6	76646	
60									
61									
62		Non-Convertible debentures / Bonds & Zero Coupon Bonds / Deep Discount Bonds are considered as Traded based on the information provided by external agencies.							
63		The scheme has not transacted in Credit Default Swaps.							
64		** Non Traded / Illiquid Securities.							
65		Net Current Assets is adjusted to the extent of short derivatives positions, if any.							
66		For the Instrument/security whose final ISIN is yet to be assigned, disclosure of ISIN has been made as per the details provided by external agencies.							

	A	B	C	D	E	F	G	H	I
1		I I L							
2		I I L 3 378 J							
3		L 8 28686							
4		I 5 5		I	5		K 5 . 4 /		
5		J					9 6646	4 9	
6									
7		5 G K					9 6646	4 9	
8									
9							798 49	9 4 7	
10		State Government of Rajasthan	IN2920150314	8.39	SOV	863000	900.78	24.13%	
11		State Government of Jharkhand	IN3720150082	8.53	SOV	200000	209.39	5.61%	
12		State Government of Uttar Pradesh	IN3320160069	8.26	SOV	130000	135.74	3.64%	
13		State Government of Haryana	IN1620150145	8.21	SOV	50000	52.03	1.39%	
14		State Government of Uttar Pradesh	IN3320150441	8.68	SOV	30000	31.45	0.84%	
15									
16		3I 5 H					77 489	974 9	
17		Housing and Urban Development Corporation Ltd. **	INE031A08657	8.23	ICRA AAA	30	310.40	8.31%	
18		NABARD **	INE261F08BI5	7.9	CRISIL AAA	30	308.71	8.27%	
19		Rural Electrification Corporation Ltd. **	INE020B08BF0	8.45	CRISIL AAA	25	258.92	6.94%	
20		HDFC Ltd.	INE001A07RS3	8.58	CRISIL AAA	18	185.89	4.98%	
21		Power Finance Corporation Ltd.	INE134E08JW1	8.18	CRISIL AAA	10	102.93	2.76%	
22		Housing and Urban Development Corporation Ltd. **	INE031A08640	8.4	ICRA AAA	1	10.38	0.28%	
23									
24		I H 5 J J H					76 94	8 48	
25		Bajaj Housing Finance Ltd. **	INE377Y07086		CRISIL AAA	32	374.59	10.03%	
26		HDB Financial Services Ltd. **	INE756I07CI8		CRISIL AAA	32	372.22	9.97%	
27		LIC Housing Finance Ltd. **	INE115A07NM3		CRISIL AAA	30	346.65	9.29%	
28									
29		5							
30									
31		3I 5 H							
32									
33		I H 5 J J H							
34									
35		J							
36									
37		J							
38									
39		J . 7 /							
40									
41		J . /							
42									
43									
44									
45		I I J							
46									
47		H							
48									
49		K					964	64 8	
50									
51		K . K /							
52									
53		I G					7684	84	
54		G					9 9948	766466	
55									
56									
57		Non-Convertible debentures / Bonds & Zero Coupon Bonds / Deep Discount Bonds are considered as Traded based on the information provided by external agencies.							
58		The scheme has not transacted in Credit Default Swaps.							
59		** Non Traded / Illiquid Securities.							
60		Net Current Assets is adjusted to the extent of short derivatives positions, if any.							
61		For the Instrument/security whose final ISIN is yet to be assigned, disclosure of ISIN has been made as per the details provided by external agencies.							

B	C	D	E	F	G	H
I I L						
I I L 3 378 8 J						
L 8 28686						
I 5 5		I	5		K 5 . 4 /	
J					7 9 48	469
5 G K					7 9 48	469
					8 4 8	9 4
State Government of Haryana	IN1620150145	8.21	SOV	5500000	5722.81	33.87%
State Government of Rajasthan	IN2920150413	8.21	SOV	100000	104.11	0.62%
3I 5 H					9 6 47	884
Rural Electrification Corporation Ltd. **	INE020B08BF0	8.45	CRISIL AAA	145	1501.76	8.89%
Housing and Urban Development Corporation Ltd. **	INE031A08632	8.46	ICRA AAA	138	1432.22	8.48%
Power Finance Corporation Ltd.	INE134E08JW1	8.18	CRISIL AAA	55	566.10	3.35%
NABARD **	INE261F08BJ3	7.85	CRISIL AAA	23	236.70	1.40%
Housing and Urban Development Corporation Ltd. **	INE031A08657	8.23	ICRA AAA	6	62.08	0.37%
Small Industries Development Bank Of India **	INE556F08JK7	7.95	ICRA AAA	1	10.32	0.06%
I H 5 J J H					47	6456
Bajaj Finance Ltd. **	INE296A07QQ5		CRISIL AAA	146	1699.80	10.06%
HDB Financial Services Ltd. **	INE756I07CI8		CRISIL AAA	146	1698.26	10.05%
Bajaj Housing Finance Ltd. **	INE377Y07086		CRISIL AAA	144	1685.67	9.98%
LIC Housing Finance Ltd. **	INE115A07NM3		CRISIL AAA	145	1675.46	9.92%
5						
3I 5 H						
I H 5 J J H						
J						
J						
J . 7 /						
J . /						
I I J						
H						
K					7 74	7467
K . K /						
I G					9964	74
G					7 4	76646

Non-Convertible debentures / Bonds & Zero Coupon Bonds / Deep Discount Bonds are considered as Traded based on the information provided by external agencies.

The scheme has not transacted in Credit Default Swaps.

** Non Traded / Illiquid Securities.

Net Current Assets is adjusted to the extent of short derivatives positions, if any.

For the Instrument/security whose final ISIN is yet to be assigned, disclosure of ISIN has been made as per the details provided by external agencies.

	A	B	C	D	E	F	G	H	I
1		I I L							
2		I I L 3 378 J							
3		L 8 28686							
4		I 5 5		I	5		K 5 . 4 /		
5		J					7 4 6	47	
6									
7		5 G K					7 47	4 9	
8									
9							6 498	4 8	
10		State Government of Odisha	IN2720170124	7.78	SOV	4730000	4907.88	57.83%	
11		State Government of Rajasthan	IN2920150314	8.39	SOV	170000	177.44	2.09%	
12									
13		3I 5 H					79 47	7 4	
14		Rural Electrification Corporation Ltd. **	INE020B08BR5	8.5	CRISIL AAA	50	516.52	6.09%	
15		Tata Capital Financial Services Ltd. **	INE306N07KX4	8.71	ICRA AAA	50	510.57	6.02%	
16		Power Finance Corporation Ltd.	INE134E08JW1	8.18	CRISIL AAA	25	257.32	3.03%	
17		NABARD **	INE261F08BI5	7.9	CRISIL AAA	6	61.74	0.73%	
18									
19		I H 5 J J H					76 84	784	
20		Bajaj Housing Finance Ltd. **	INE377Y07052		CRISIL AAA	72	851.59	10.03%	
21		LIC Housing Finance Ltd. **	INE115A07NM3		CRISIL AAA	20	231.10	2.72%	
22									
23		5					4	4 7	
24									
25		3I 5 H					4	4 7	
26		Tata Sons Ltd. **	INE895D08782	8.25	CRISIL AAA	64	645.64	7.61%	
27									
28		I H 5 J J H							
29									
30		J							
31									
32		J							
33									
34		J . 7 /							
35									
36		J . /							
37									
38									
39									
40		I IJ							
41									
42		H							
43									
44		K					9 4	64	
45									
46		K . K /							
47									
48		I G					8 6466	94 8	
49		G					48	76646	
50									
51									
52		Non-Convertible debentures / Bonds & Zero Coupon Bonds / Deep Discount Bonds are considered as Traded based on the information provided by external agencies.							
53		The scheme has not transacted in Credit Default Swaps.							
54		** Non Traded / Illiquid Securities.							
55		Net Current Assets is adjusted to the extent of short derivatives positions, if any.							
56		For the Instrument/security whose final ISIN is yet to be assigned, disclosure of ISIN has been made as per the details provided by external agencies.							

I I L

I I L 3 378 J

L 8 28686

I 5 5		I	5		K 5 . 4 /	
J					9496	4 8
5 G K					9496	4 8
					86 49	9 4
State Government of Rajasthan	IN2920150314	8.39	SOV	13300000	13882.17	23.93%
State Government of Kerala	IN2020120027	9.15	SOV	3500000	3732.62	6.43%
State Government of Rajasthan	IN2920120010	9.12	SOV	1863500	1985.53	3.42%
State Government of Andhra Pradesh	IN1020120037	9.12	SOV	900000	959.05	1.65%
3I 5 H					86 94 7	9 47
Power Finance Corporation Ltd. **	INE134E08KB3	8.2	CRISIL AAA	507	5218.25	8.99%
Rural Electrification Corporation Ltd. **	INE020B08BF0	8.45	CRISIL AAA	501	5188.83	8.94%
HDFC Ltd.	INE001A07RS3	8.58	CRISIL AAA	326	3366.66	5.80%
NABARD **	INE261F08BI5	7.9	CRISIL AAA	296	3045.96	5.25%
Housing and Urban Development Corporation Ltd. **	INE031A08632	8.46	ICRA AAA	250	2594.61	4.47%
NABARD **	INE261F08BJ3	7.85	CRISIL AAA	62	638.05	1.10%
Reliance Industries Ltd. **	INE002A08575	8.3	CRISIL AAA	40	412.87	0.71%
LIC Housing Finance Ltd. **	INE115A07NS0	8.685	CRISIL AAA	12	123.37	0.21%
Food Corporation Of India **	INE861G08035	9.95	CRISIL AAA(CE)	10	106.82	0.18%
Rural Electrification Corporation Ltd. **	INE020B08922	8.27	FITCH AAA	10	102.93	0.18%
National Highways Authority of India **	INE906B07FG1	7.6	CRISIL AAA	10	102.66	0.18%
Power Finance Corporation Ltd.	INE134E08JW1	8.18	CRISIL AAA	6	61.76	0.11%
Export-Import Bank Of India **	INE514E08AQ5	9	CRISIL AAA	2	21.04	0.04%
I H 5 J J H					7 776478	8 498
Bajaj Finance Ltd. **	INE296A07QQ5		CRISIL AAA	502	5844.52	10.07%
HDB Financial Services Ltd. **	INE756I07CI8		CRISIL AAA	500	5815.96	10.02%
LIC Housing Finance Ltd. **	INE115A07NM3		CRISIL AAA	212	2449.64	4.22%
5						
3I 5 H						
I H 5 J J H						
J						
J						
J . 7 /						
J . /						
I I J						
H						
K					489	7466
K . K /						
I G					7 48	946
G					67 4	766466

Non-Convertible debentures / Bonds & Zero Coupon Bonds / Deep Discount Bonds are considered as Traded based on the information provided by external agencies.

The scheme has not transacted in Credit Default Swaps.

** Non Traded / Illiquid Securities.

Net Current Assets is adjusted to the extent of short derivatives positions, if any.

For the Instrument/security whose final ISIN is yet to be assigned, disclosure of ISIN has been made as per the details provided by external agencies.

Debt instruments having structured obligations or credit enhancement features have been denoted with suffix as (SO) or (CE) respectively against the ratings of the instrument

	A	B	C	D	E	F	G	H	I
1		I I L							
2		I I L 3 378 J L							
3		L 8 28686							
4		I 5 5		I	5		K 5 . 4 /		
5		J					964	48	
6									
7		5 G K					8 4	4	
8									
9							96 64	4 7	
10		State Government of Bihar	IN1320110050	9.03	SOV	1000000	1061.00	20.29%	
11		State Government of Kerala	IN2020110085	8.69	SOV	856000	900.71	17.22%	
12		State Government of Odisha	IN2720170124	7.78	SOV	430000	446.17	8.53%	
13		State Government of Kerala	IN2020110028	8.75	SOV	345700	364.50	6.97%	
14		State Government of Rajasthan	IN2920150413	8.21	SOV	100000	104.11	1.99%	
15		State Government of Haryana	IN1620150145	8.21	SOV	80000	83.24	1.59%	
16		State Government of Uttar Pradesh	IN3320150441	8.68	SOV	50000	52.41	1.00%	
17		State Government of Gujarat	IN1520110132	8.99	SOV	35000	37.12	0.71%	
18		State Government of Rajasthan	IN2920150314	8.39	SOV	30000	31.31	0.60%	
19									
20		3I 5 H					79964 6	8 4 9	
21		LIC Housing Finance Ltd. **	INE115A07LM7	7.95	CRISIL AAA	45	456.06	8.72%	
22		Tata Capital Financial Services Ltd. **	INE306N07KG9	9.4756	ICRA AAA	43	448.69	8.58%	
23		Food Corporation Of India **	INE861G08035	9.95	CRISIL AAA(CE)	35	373.86	7.15%	
24		NABARD **	INE261F08BI5	7.9	CRISIL AAA	5	51.45	0.98%	
25									
26		I H 5 J J H					77 498	8488	
27		HDB Financial Services Ltd. **	INE756I07CI8		CRISIL AAA	10	116.32	2.22%	
28									
29		5					694 8	4 8	
30									
31		3I 5 H					694 8	4 8	
32		Tata Sons Ltd. **	INE895D08790	8.25	CRISIL AAA	40	403.52	7.72%	
33									
34		I H 5 J J H							
35									
36		J							
37									
38		J							
39									
40		J . 7 /							
41									
42		J . /							
43									
44									
45									
46		I I J							
47									
48		H							
49									
50		K					4	749	
51									
52		K . K /							
53									
54		I G					88 498	49	
55		G					88 4	76646	
56									
57									
58		Non-Convertible debentures / Bonds & Zero Coupon Bonds / Deep Discount Bonds are considered as Traded based on the information provided by external agencies.							
59		The scheme has not transacted in Credit Default Swaps.							
60		** Non Traded / Illiquid Securities.							
61		Net Current Assets is adjusted to the extent of short derivatives positions, if any.							
62		For the Instrument/security whose final ISIN is yet to be assigned, disclosure of ISIN has been made as per the details provided by external agencies.							
63		Debt instruments having structured obligations or credit enhancement features have been denoted with suffix as (SO) or (CE) respectively against the ratings of the instrument							

I I L

I I L 3 378 J

L 8 28686

I 5 5		I	5		K 5 . 4 /	
J					87 4	94
5 G K					87 4	94
3I 5 H					7 4	499
Hindalco Industries Ltd. **	INE038A07258	9.55	CRISIL AA	20	207.96	9.00%
Housing and Urban Development Corporation Ltd. **	INE031A08632	8.46	ICRA AAA	20	207.57	8.98%
Power Finance Corporation Ltd.	INE134E08JW1	8.18	CRISIL AAA	20	205.85	8.91%
Rural Electrification Corporation Ltd. **	INE020B08922	8.27	FITCH AAA	20	205.85	8.91%
Zydus Wellness Ltd. **	INE768C07017	9.14	CRISIL AA+	20	205.59	8.90%
The Indian Hotels Company Ltd. **	INE053A07182	7.85	CARE AA+	20	201.47	8.72%
Walwhan Renewables Energy Ltd. **	INE296N08022	8	CARE AA(CE)	20	200.69	8.68%
Small Industries Development Bank Of India **	INE556F08JK7	7.95	ICRA AAA	5	51.58	2.23%
I H 5 J J H					468	8 49
Mahindra & Mahindra Financial Services Ltd. **	INE774D07SQ1		FITCH AAA	20	232.08	10.04%
Bajaj Housing Finance Ltd. **	INE377Y07052		CRISIL AAA	19	224.73	9.72%
Bajaj Finance Ltd. **	INE296A07QQ5		CRISIL AAA	19	221.21	9.57%
5						
3I 5 H						
I H 5 J J H						
J						
J						
J . 7 /						
J . /						
I I J						
H						
K					49	94
K . K /						
I G					4	84
G					89764 9	766466

Non-Convertible debentures / Bonds & Zero Coupon Bonds / Deep Discount Bonds are considered as Traded based on the information provided by external agencies.

The scheme has not transacted in Credit Default Swaps.

** Non Traded / Illiquid Securities.

Net Current Assets is adjusted to the extent of short derivatives positions, if any.

For the Instrument/security whose final ISIN is yet to be assigned, disclosure of ISIN has been made as per the details provided by external agencies.

Debt instruments having structured obligations or credit enhancement features have been denoted with suffix as (SO) or (CE) respectively against the ratings of the instrument

	State Government of Bihar	IN1320110050	9.03	SOV	2350000	2493.36	52.70%	
	State Government of Tamil Nadu	IN3120110132	8.75	SOV	155900	164.39	3.47%	
	State Government of Gujarat	IN1520110132	8.99	SOV	100000	106.04	2.24%	
	State Government of Odisha	IN2720170124	7.78	SOV	20000	20.75	0.44%	
	Tata Capital Financial Services Ltd. **	INE306N07KG9	9.4756	ICRA AAA	40	417.39	8.82%	
	LIC Housing Finance Ltd. **	INE115A07LM7	7.95	CRISIL AAA	40	405.39	8.57%	
	Food Corporation Of India **	INE861G08035	9.95	CRISIL AAA(CE)	27	288.41	6.10%	
	Power Finance Corporation Ltd.	INE134E08JW1	8.18	CRISIL AAA	15	154.39	3.26%	
	Tata Sons Ltd. **	INE895D08790	8.25	CRISIL AAA	40	403.52	8.53%	
	Non-Convertible debentures / Bonds & Zero Coupon Bonds / Deep Discount Bonds are considered as Traded based on the information provided by external agencies.							
	The scheme has not transacted in Credit Default Swaps.							
	** Non Traded / Illiquid Securities.							
	Net Current Assets is adjusted to the extent of short derivatives positions, if any.							
	For the Instrument/security whose final ISIN is yet to be assigned, disclosure of ISIN has been made as per the details provided by external agencies.							
	Debt instruments having structured obligations or credit enhancement features have been denoted with suffix as (SO) or (CE) respectively against the ratings of the instrument							

	A	B	C	D	E	F	G	H	I
1		I I L							
2		I I L 3 378 J							
3		L 8 28686							
4		I 5 5		I	5		K 5 . 4 /		
5		J					7 48	4	
6									
7		5 G K					7 48	4	
8									
9							4	8 4	
10		State Government of Kerala	IN2020120027	9.15	SOV	2000000	2132.93	10.95%	
11		State Government of Uttar Pradesh	IN3320150664	8.52	SOV	1766000	1847.79	9.48%	
12		State Government of Rajasthan	IN2920150314	8.39	SOV	751000	783.87	4.02%	
13		State Government of Haryana	IN1620150145	8.21	SOV	600000	624.31	3.20%	
14		State Government of Rajasthan	IN2920150413	8.21	SOV	260000	270.69	1.39%	
15		State Government of Andhra Pradesh	IN1020120037	9.12	SOV	90000	95.90	0.49%	
16		State Government of Gujarat	IN1520110140	9.23	SOV	22000	23.45	0.12%	
17									
18		3I 5 H					67947	9 4	
19		Housing and Urban Development Corporation Ltd. **	INE031A08632	8.46	ICRA AAA	169	1753.95	9.00%	
20		Rural Electrification Corporation Ltd. **	INE020B08BF0	8.45	CRISIL AAA	160	1657.11	8.50%	
21		Power Finance Corporation Ltd.	INE134E08JW1	8.18	CRISIL AAA	160	1646.82	8.45%	
22		NABARD **	INE261F08BJ3	7.85	CRISIL AAA	150	1543.67	7.92%	
23		NABARD **	INE261F08BI5	7.9	CRISIL AAA	26	267.55	1.37%	
24		Power Finance Corporation Ltd. **	INE134E08KB3	8.2	CRISIL AAA	14	144.09	0.74%	
25									
26		I H 5 J J H					47	96487	
27		Bajaj Finance Ltd. **	INE296A07QQ5		CRISIL AAA	169	1967.58	10.10%	
28		HDB Financial Services Ltd. **	INE756I07CI8		CRISIL AAA	169	1965.79	10.09%	
29		LIC Housing Finance Ltd. **	INE115A07NM3		CRISIL AAA	169	1952.78	10.02%	
30									
31		5							
32									
33		3I 5 H							
34									
35		I H 5 J J H							
36									
37		J							
38									
39		J							
40									
41		J . 7 /							
42									
43		J . /							
44									
45									
46									
47		I I J							
48									
49		H							
50									
51		K					8 4 6	74 9	
52									
53		K . K /							
54									
55		I G					6 48	84 7	
56		G					7 48	76646	
57									
58									
59		Non-Convertible debentures / Bonds & Zero Coupon Bonds / Deep Discount Bonds are considered as Traded based on the information provided by external agencies.							
60		The scheme has not transacted in Credit Default Swaps.							
61		** Non Traded / Illiquid Securities.							
62		Net Current Assets is adjusted to the extent of short derivatives positions, if any.							
63		For the Instrument/security whose final ISIN is yet to be assigned, disclosure of ISIN has been made as per the details provided by external agencies.							

B	C	D	E	F	G	H
I I L						
I I L 3 378 9 J J						
L 8 28686						
I 5 5		I	5		K 5 . 4 /	
J					7 8 4	456
5 G K					7 7794 7	4
					789 468	49
State Government of Rajasthan	IN2920150314	8.39	SOV	5099000	5322.19	25.50%
State Government of Haryana	IN1620150145	8.21	SOV	2540000	2642.90	12.66%
State Government of Rajasthan	IN2920150413	8.21	SOV	1826000	1901.06	9.11%
State Government of Bihar	IN1320110050	9.03	SOV	1650000	1750.65	8.39%
State Government of Uttar Pradesh	IN3320150441	8.68	SOV	500000	524.13	2.51%
State Government of Andhra Pradesh	IN1020110137	8.97	SOV	200000	211.77	1.01%
State Government of Odisha	IN2720170124	7.78	SOV	35000	36.32	0.17%
3I 5 H					469	8 47
Tata Capital Financial Services Ltd. **	INE306N07KG9	9.4756	ICRA AAA	177	1846.95	8.85%
Food Corporation Of India **	INE861G08035	9.95	CRISIL AAA(CE)	172	1837.25	8.80%
NABARD **	INE261F08AI7	8.6	CRISIL AAA	156	1622.81	7.77%
LIC Housing Finance Ltd. **	INE115A07LM7	7.95	CRISIL AAA	15	152.02	0.73%
I H 5 J J H					8 4	748
LIC Housing Finance Ltd. **	INE115A07NM3		CRISIL AAA	23	265.76	1.27%
5					7 7 4	488
3I 5 H					7 7 4	488
Tata Sons Ltd. **	INE895D08790	8.25	CRISIL AAA	170	1714.98	8.22%
I H 5 J J H						
J						
J						
J . 7 /						
J . /						
I IJ						
H						
K					487	6489
K . K /						
I G					4	4
G					86 84	76646

Non-Convertible debentures / Bonds & Zero Coupon Bonds / Deep Discount Bonds are considered as Traded based on the information provided by external agencies.

The scheme has not transacted in Credit Default Swaps.

** Non Traded / Illiquid Securities.

Net Current Assets is adjusted to the extent of short derivatives positions, if any.

For the Instrument/security whose final ISIN is yet to be assigned, disclosure of ISIN has been made as per the details provided by external agencies.

Debt instruments having structured obligations or credit enhancement features have been denoted with suffix as (SO) or (CE) respectively against the ratings of the instrument

	A	B	C	D	E	F	G	H	I
1		I I L							
2		I I L 3 3 76							
3		L 8 28686							
4		I 5 5		I	5		K 5 . 4 /		
5		J					96 486	49	
6									
7		5 G K					96 486	49	
8									
9							96 486	49	
10		State Government of Rajasthan	IN2920180337	8.4	SOV	8500000	9280.80	29.13%	
11		State Government of Bihar	IN1320180061	8.44	SOV	8000000	8760.42	27.49%	
12		State Government of Uttar Pradesh	IN3320180174	8.43	SOV	5000000	5469.57	17.16%	
13		State Government of Uttarakhand	IN3620180213	8.41	SOV	3000000	3272.17	10.27%	
14		State Government of Kerala	IN2020180138	8.35	SOV	1900000	2068.87	6.49%	
15		State Government of Uttar Pradesh	IN3320180166	8.45	SOV	990000	1084.10	3.40%	
16		State Government of Karnataka	IN1920180206	8.32	SOV	500000	543.79	1.71%	
17		State Government of Rajasthan	IN2920180329	8.41	SOV	200000	218.48	0.69%	
18									
19		3I 5 H							
20									
21		I H 5 J J H							
22									
23		5							
24									
25		3I 5 H							
26									
27		I H 5 J J H							
28									
29		J							
30									
31		J							
32									
33		J . 7 /							
34									
35		J . /							
36									
37									
38									
39		I I J							
40									
41		H							
42									
43		K					7 4	64	
44									
45		K . K /							
46									
47		I G					767 46	9486	
48		G					97 469	766466	
49									
50									
51		Non-Convertible debentures / Bonds & Zero Coupon Bonds / Deep Discount Bonds are considered as Traded based on the information provided by external agencies.							
52		The scheme has not transacted in Credit Default Swaps.							
53		Net Current Assets is adjusted to the extent of short derivatives positions, if any.							
54		For the Instrument/security whose final ISIN is yet to be assigned, disclosure of ISIN has been made as per the details provided by external agencies.							

	A	B	C	D	E	F	G	H	I
1		I I L							
2		I I L 3 3778 J							
3		L 8 28686							
4		I 5 5		I	5		K 5 . 4 /		
5		J					9 8 4 9	467	
6									
7		5 G K					9 8 4 9	467	
8									
9							7 748	9 48	
10		State Government of Rajasthan	IN2920150314	8.39	SOV	1400000	1461.28	36.29%	
11									
12		3I 5 H					7 478	49	
13		National Highways Authority of India **	INE906B07FG1	7.6	CRISIL AAA	36	369.59	9.18%	
14		Housing and Urban Development Corporation Ltd. **	INE031A08657	8.23	ICRA AAA	35	362.13	8.99%	
15		HDFC Ltd.	INE001A07RS3	8.58	CRISIL AAA	35	361.45	8.98%	
16		Power Finance Corporation Ltd.	INE134E08JW1	8.18	CRISIL AAA	35	360.24	8.95%	
17		Rural Electrification Corporation Ltd. **	INE020B08BM6	8.35	CRISIL AAA	30	309.25	7.68%	
18		NABARD **	INE261F08AI7	8.6	CRISIL AAA	5	52.01	1.29%	
19		NABARD **	INE261F08BI5	7.9	CRISIL AAA	5	51.45	1.28%	
20									
21		I H 5 J J H					489	7849	
22		LIC Housing Finance Ltd. **	INE115A07NM3		CRISIL AAA	38	439.09	10.90%	
23		Bajaj Housing Finance Ltd. **	INE377Y07052		CRISIL AAA	5	59.14	1.47%	
24									
25		5							
26									
27		3I 5 H							
28									
29		I H 5 J J H							
30									
31		J							
32									
33		J							
34									
35		J . 7 /							
36									
37		J . /							
38									
39									
40									
41		I I J							
42									
43		H							
44									
45		K					984	64 7	
46									
47		K . K /							
48									
49		I G					7 4	47	
50		G					68 4 9	766466	
51									
52									
53		Non-Convertible debentures / Bonds & Zero Coupon Bonds / Deep Discount Bonds are considered as Traded based on the information provided by external agencies.							
54		The scheme has not transacted in Credit Default Swaps.							
55		** Non Traded / Illiquid Securities.							
56		Net Current Assets is adjusted to the extent of short derivatives positions, if any.							
57		For the Instrument/security whose final ISIN is yet to be assigned, disclosure of ISIN has been made as per the details provided by external agencies.							

	A	B	C	D	E	F	G	H	I
1		I I L							
2		I I L 3 3778 J							
3		L 8 28686							
4		I 5 5		I	5		K 5 . 4 /		
5		J					684	4	
6									
7		5 G K					684	4	
8									
9							9 9 4 6	9 466	
10		State Government of Karnataka	IN1920110062	8.92	SOV	2500000	2646.07	26.91%	
11		State Government of Rajasthan	IN2920150413	8.21	SOV	660000	687.13	6.99%	
12		State Government of Chhattisgarh	IN3520180107	7.48	SOV	200000	206.40	2.10%	
13									
14		3I 5 H					66 4	64	
15		Rural Electrification Corporation Ltd. **	INE020B08BM6	8.35	CRISIL AAA	88	907.13	9.23%	
16		Power Finance Corporation Ltd.	INE134E08JW1	8.18	CRISIL AAA	88	905.75	9.21%	
17		HDFC Ltd.	INE001A07RS3	8.58	CRISIL AAA	87	898.47	9.14%	
18		LIC Housing Finance Ltd. **	INE115A07NZ5	8.595	CARE AAA	87	890.05	9.05%	
19		Housing and Urban Development Corporation Ltd. **	INE031A08657	8.23	ICRA AAA	36	372.48	3.79%	
20		Export-Import Bank Of India **	INE514E08AQ5	9	CRISIL AAA	3	31.56	0.32%	
21									
22		I H 5 J J H					7 4 9	7 4 6	
23		Kotak Mahindra Prime Ltd. **	INE916DA7QE2		CRISIL AAA	97	841.58	8.56%	
24		Sundaram Finance Ltd. **	INE660A07PV4		CRISIL AAA	97	840.69	8.55%	
25		HDB Financial Services Ltd. **	INE756I07CI8		CRISIL AAA	10	116.32	1.18%	
26		Bajaj Housing Finance Ltd. **	INE377Y07052		CRISIL AAA	5	59.14	0.60%	
27									
28		5							
29									
30		3I 5 H							
31									
32		I H 5 J J H							
33									
34		J							
35									
36		J							
37									
38		J . 7 /							
39									
40		J . /							
41									
42									
43									
44		I I J							
45									
46		H							
47									
48		K					4	64	
49									
50		K . K /							
51									
52		I G					9 74 8	94	
53		G					9748	766466	
54									
55									
56		Non-Convertible debentures / Bonds & Zero Coupon Bonds / Deep Discount Bonds are considered as Traded based on the information provided by external agencies.							
57		The scheme has not transacted in Credit Default Swaps.							
58		** Non Traded / Illiquid Securities.							
59		Net Current Assets is adjusted to the extent of short derivatives positions, if any.							
60		For the Instrument/security whose final ISIN is yet to be assigned, disclosure of ISIN has been made as per the details provided by external agencies.							

	A	B	C	D	E	F	G	H	I
1		I I L							
2		I I L 3 3778 J							
3		L 8 28686							
4		I 5 5		I	5		K 5 . 4 /		
5		J					887 49	467	
6									
7		5 G K					887 49	467	
8									
9							8 94	9 48	
10		State Government of Maharashtra	IN2220160179	7.38	SOV	2000000	2047.40	8.95%	
11		State Government of Rajasthan	IN2920150314	8.39	SOV	1430000	1492.59	6.53%	
12		State Government of Haryana	IN1620150145	8.21	SOV	1400000	1456.72	6.37%	
13		State Government of Maharashtra	IN2220110109	8.76	SOV	1270000	1339.71	5.86%	
14		State Government of Rajasthan	IN2920150413	8.21	SOV	1000000	1041.11	4.55%	
15		State Government of Karnataka	IN1920110062	8.92	SOV	500000	529.21	2.31%	
16		State Government of Chhattisgarh	IN3520180107	7.48	SOV	200000	206.40	0.90%	
17		State Government of Karnataka	IN1920110047	8.69	SOV	100000	105.22	0.46%	
18		State Government of Maharashtra	IN2220110117	8.95	SOV	71300	75.53	0.33%	
19									
20		3I 5 H					7 4	6488	
21		HDFC Ltd.	INE001A07RS3	8.58	CRISIL AAA	205	2117.07	9.26%	
22		Housing and Urban Development Corporation Ltd. **	INE031A08657	8.23	ICRA AAA	200	2069.32	9.05%	
23		LIC Housing Finance Ltd. **	INE115A07NZ5	8.595	CARE AAA	189	1933.56	8.45%	
24		Rural Electrification Corporation Ltd. **	INE020B08BF0	8.45	CRISIL AAA	100	1035.69	4.53%	
25		Rural Electrification Corporation Ltd. **	INE020B08BM6	8.35	CRISIL AAA	100	1030.83	4.51%	
26		NABARD **	INE261F08AI7	8.6	CRISIL AAA	40	416.11	1.82%	
27		National Highways Authority of India **	INE906B07FG1	7.6	CRISIL AAA	32	328.52	1.44%	
28		NABARD **	INE261F08BI5	7.9	CRISIL AAA	25	257.26	1.12%	
29		Small Industries Development Bank Of India **	INE556F08JK7	7.95	ICRA AAA	1	10.32	0.05%	
30									
31		I H 5 J J H					4 7	864 9	
32		HDB Financial Services Ltd. **	INE756I07CI8		CRISIL AAA	190	2210.06	9.66%	
33		Kotak Mahindra Prime Ltd. **	INE916DA7QE2		CRISIL AAA	220	1908.73	8.34%	
34		LIC Housing Finance Ltd. **	INE115A07NM3		CRISIL AAA	49	566.19	2.48%	
35		Bajaj Housing Finance Ltd. **	INE377Y07052		CRISIL AAA	1	11.83	0.05%	
36									
37		5							
38									
39		3I 5 H							
40									
41		I H 5 J J H							
42									
43		J							
44									
45		J							
46									
47		J . 7 /							
48									
49		J . /							
50									
51									
52									
53		I IJ							
54									
55		H							
56									
57		K					78 498	64	
58									
59		K . K /							
60									
61		I G					4 9	84	
62		G					88 9479	76646	
63									
64									
65		Non-Convertible debentures / Bonds & Zero Coupon Bonds / Deep Discount Bonds are considered as Traded based on the information provided by external agencies.							
66		The scheme has not transacted in Credit Default Swaps.							
67		** Non Traded / Illiquid Securities.							
68		Net Current Assets is adjusted to the extent of short derivatives positions, if any.							
69		For the Instrument/security whose final ISIN is yet to be assigned, disclosure of ISIN has been made as per the details provided by external agencies.							

	A	B	C	D	E	F	G	H	I
1		I I L							
2		I I L 3 377 6 J							
3		L 8 28686							
4		I 5 5		I	5		K 5 . 4 /		
5		J					4	84	
6									
7		5 G K					4	84	
8									
9									
10									
11		3I 5 H					6 47	74 8	
12		HDFC Ltd.	INE001A07RS3	8.58	CRISIL AAA	70	722.90	8.72%	
13		Walwhan Renewables Energy Ltd. **	INE296N08022	8	CARE AA(CE)	72	722.49	8.72%	
14		LIC Housing Finance Ltd. **	INE115A07NZ5	8.595	CARE AAA	65	664.98	8.03%	
15		PVR Ltd. **	INE191H07201	10.75	CRISIL AA	64	663.34	8.01%	
16		Hindalco Industries Ltd. **	INE038A07258	9.55	CRISIL AA	60	623.89	7.53%	
17		NABARD **	INE261F08BI5	7.9	CRISIL AAA	52	535.10	6.46%	
18		Larsen & Toubro Ltd. **	INE018A08AJ0	9.75	CRISIL AAA	50	531.79	6.42%	
19		Bajaj Finance Ltd. **	INE296A07QP7	9.224	CRISIL AAA	50	521.13	6.29%	
20		Reliance Industries Ltd. **	INE002A08575	8.3	CRISIL AAA	50	516.08	6.23%	
21		Tata Capital Financial Services Ltd. **	INE306N07KX4	8.71	ICRA AAA	50	510.57	6.16%	
22		Sundaram Home Finance Ltd. **	INE667F07HH4	8.4	ICRA AA+	50	508.73	6.14%	
23		Rural Electrification Corporation Ltd. **	INE020B08BM6	8.35	CRISIL AAA	48	494.80	5.97%	
24		Housing and Urban Development Corporation Ltd. **	INE031A08657	8.23	ICRA AAA	29	300.05	3.62%	
25		Tata Motors Ltd. **	INE155A08316	7.5	CARE AA-	20	200.03	2.41%	
26		Small Industries Development Bank Of India **	INE556F08JK7	7.95	ICRA AAA	4	41.27	0.50%	
27		Power Finance Corporation Ltd.	INE134E08JW1	8.18	CRISIL AAA	3	30.88	0.37%	
28		Fullerton India Credit Company Ltd. **	INE535H07AF8	8.52	CARE AAA	2	20.15	0.24%	
29									
30		I H 5 J J H					4	746	
31		Sundaram Finance Ltd. **	INE660A07PV4		CRISIL AAA	10	86.67	1.05%	
32									
33		5							
34									
35		3I 5 H							
36									
37		I H 5 J J H							
38									
39		J							
40									
41		J							
42									
43		J . 7 /							
44									
45		J . /							
46									
47									
48									
49		I I J							
50									
51		H							
52									
53		K					7 74	847	
54									
55		K . K /							
56									
57		I G					6 4 7	4	
58		G					8 489	766466	
59									
60									
61		Non-Convertible debentures / Bonds & Zero Coupon Bonds / Deep Discount Bonds are considered as Traded based on the information provided by external agencies.							
62		The scheme has not transacted in Credit Default Swaps.							
63		** Non Traded / Illiquid Securities.							
64		Net Current Assets is adjusted to the extent of short derivatives positions, if any.							
65		For the Instrument/security whose final ISIN is yet to be assigned, disclosure of ISIN has been made as per the details provided by external agencies.							
66		Debt instruments having structured obligations or credit enhancement features have been denoted with suffix as (SO) or (CE) respectively against the ratings of the instrument							

	B	C	D	E	F	G	H
1	I I L						
2	I I L 3 377 9 J						
3	L 8 28686						
4	I 5 5		I	5		K 5 . 4 /	
5	J					764	486
6							
7	5 G K					764	486
8							
9						97 4	4 6
10	State Government of Rajasthan	IN2920150413	8.21	SOV	1260000	1311.79	19.48%
11	State Government of Rajasthan	IN2920150314	8.39	SOV	1000000	1043.77	15.50%
12	State Government of Haryana	IN1620150145	8.21	SOV	760000	790.79	11.74%
13	State Government of Uttar Pradesh	IN3320150441	8.68	SOV	50000	52.41	0.78%
14							
15	3I 5 H					8 45	9 4
16	HDFC Ltd.	INE001A07RS3	8.58	CRISIL AAA	60	619.63	9.20%
17	Power Finance Corporation Ltd.	INE134E08JW1	8.18	CRISIL AAA	60	617.56	9.17%
18	NABARD **	INE261F08BI5	7.9	CRISIL AAA	57	586.55	8.71%
19	Rural Electrification Corporation Ltd. **	INE020B08BM6	8.35	CRISIL AAA	50	515.42	7.65%
20	National Highways Authority of India **	INE906B07FG1	7.6	CRISIL AAA	22	225.86	3.35%
21	LIC Housing Finance Ltd. **	INE115A07NZ5	8.595	CARE AAA	9	92.07	1.37%
22							
23	I H 5 J J H					4	48
24	LIC Housing Finance Ltd. **	INE115A07NM3		CRISIL AAA	48	554.64	8.24%
25							
26	5						
27							
28	3I 5 H						
29							
30	I H 5 J J H						
31							
32	J						
33							
34	J						
35							
36	J . 7 /						
37							
38	J . /						
39							
40							
41							
42	I IJ						
43							
44	H						
45							
46	K					874	6498
47							
48	K . K /						
49							
50	I G					9674	4
51	G					994 6	766456
52							
53							
54	Non-Convertible debentures / Bonds & Zero Coupon Bonds / Deep Discount Bonds are considered as Traded based on the information provided by external agencies.						
55	The scheme has not transacted in Credit Default Swaps.						
56	** Non Traded / Illiquid Securities.						
57	Net Current Assets is adjusted to the extent of short derivatives positions, if any.						
58	For the Instrument/security whose final ISIN is yet to be assigned, disclosure of ISIN has been made as per the details provided by external agencies.						

	A	B	C	D	E	F	G	H	I
1		I I L							
2		I I L 3 377 J L							
3		L 8 28686							
4		**I 5 5**		**I**	**5**		**K 5 . 4 /**		
5		**J**					**96 64**	**4 7**	
6									
7		**5 G K**					**96 64**	**4 7**	
8									
9							**9 4**	**8 4**	
10		State Government of Jharkhand	IN3720150082	8.53	SOV	800000	837.57	25.89%	
11									
12		**3I 5 H**					**76 84 9**	**994**	
13		Rural Electrification Corporation Ltd. **	INE020B08BM6	8.35	CRISIL AAA	28	288.63	8.92%	
14		Power Finance Corporation Ltd.	INE134E08JW1	8.18	CRISIL AAA	28	288.19	8.91%	
15		NABARD **	INE261F08BI5	7.9	CRISIL AAA	28	288.13	8.91%	
16		Housing and Urban Development Corporation Ltd. **	INE031A08632	8.46	ICRA AAA	12	124.54	3.85%	
17		HDFC Ltd.	INE001A07RS3	8.58	CRISIL AAA	9	92.94	2.87%	
18									
19		**I H 5 J J H**					**77 64**	**9 4**	
20		Bajaj Finance Ltd. **	INE296A07QQ5		CRISIL AAA	28	325.99	10.08%	
21		Kotak Mahindra Investments Ltd. **	INE975F07GF7		CRISIL AAA	37	319.66	9.88%	
22		Bajaj Housing Finance Ltd. **	INE377Y07052		CRISIL AAA	27	319.35	9.87%	
23		HDB Financial Services Ltd. **	INE756I07CI8		CRISIL AAA	10	116.32	3.60%	
24		LIC Housing Finance Ltd. **	INE115A07NM3		CRISIL AAA	6	69.33	2.14%	
25									
26		**5**							
27									
28		**3I 5 H**							
29									
30		**I H 5 J J H**							
31									
32		**J**							
33									
34		**J**							
35									
36		**J . 7 /**							
37									
38		**J . /**							
39									
40									
41									
42		**I I J**							
43									
44		**H**							
45									
46		**K**					**4**	**74**	
47									
48		**K . K /**							
49									
50		**I G**					**76648**	**9476**	
51		**G**					**989 49**	**766466**	
52									
53									
54		Non-Convertible debentures / Bonds & Zero Coupon Bonds / Deep Discount Bonds are considered as Traded based on the information provided by external agencies.							
55		The scheme has not transacted in Credit Default Swaps.							
56		** Non Traded / Illiquid Securities.							
57		Net Current Assets is adjusted to the extent of short derivatives positions, if any.							
58		For the Instrument/security whose final ISIN is yet to be assigned, disclosure of ISIN has been made as per the details provided by external agencies.							

	A	B	C	D	E	F	G	H	I
1		I I L							
2		I I L 3 377 J K							
3		L 8 28686							
4		I 5 5		I	5		K 5 . 4 /		
5		J					7 74	47	
6									
7		5 G K					7 74	47	
8									
9							7 64	8 48	
10		State Government of Gujarat	IN1520110140	9.23	SOV	1498000	1596.84	21.19%	
11		State Government of Haryana	IN1620110099	9.39	SOV	300000	320.62	4.26%	
12		State Government of Andhra Pradesh	IN1020110137	8.97	SOV	60000	63.53	0.84%	
13									
14		3I 5 H					9 4 6	4	
15		HDFC Ltd.	INE001A07RS3	8.58	CRISIL AAA	67	691.92	9.18%	
16		NABARD **	INE261F08BI5	7.9	CRISIL AAA	66	679.17	9.01%	
17		LIC Housing Finance Ltd. **	INE115A07NS0	8.685	CRISIL AAA	60	616.85	8.19%	
18		National Highways Authority of India **	INE906B07FG1	7.6	CRISIL AAA	60	615.98	8.18%	
19		Rural Electrification Corporation Ltd. **	INE020B08BF0	8.45	CRISIL AAA	45	466.06	6.19%	
20		Housing and Urban Development Corporation Ltd. **	INE031A08632	8.46	ICRA AAA	30	311.35	4.13%	
21		Power Finance Corporation Ltd.	INE134E08JW1	8.18	CRISIL AAA	27	277.90	3.69%	
22		National Highways Authority of India	INE906B07FE6	7.17	CRISIL AAA	3	30.47	0.40%	
23									
24		I H 5 J J H					7 6786	7 4 8	
25		Bajaj Finance Ltd. **	INE296A07QQ5		CRISIL AAA	65	756.76	10.04%	
26		HDB Financial Services Ltd. **	INE756I07CI8		CRISIL AAA	64	744.44	9.88%	
27									
28		5							
29									
30		3I 5 H							
31									
32		I H 5 J J H							
33									
34		J							
35									
36		J							
37									
38		J . 7 /							
39									
40		J . /							
41									
42									
43									
44		I I J							
45									
46		H							
47									
48		K					4 8	748	
49									
50		K . K /							
51									
52		I G					8 47	94 9	
53		G					9 4	76656	
54									
55									
56		Non-Convertible debentures / Bonds & Zero Coupon Bonds / Deep Discount Bonds are considered as Traded based on the information provided by external agencies.							
57		The scheme has not transacted in Credit Default Swaps.							
58		** Non Traded / Illiquid Securities.							
59		Net Current Assets is adjusted to the extent of short derivatives positions, if any.							
60		For the Instrument/security whose final ISIN is yet to be assigned, disclosure of ISIN has been made as per the details provided by external agencies.							

I I L						
I I L 3 377 J J						
L 8 28686						
I 5 5		I	5		K 5 . 4 /	
J					747	4
5 G K					747	4
					7 4	8749
State Government of Jharkhand	IN3720150082	8.53	SOV	1400000	1465.74	21.34%
3I 5 H					8 746	84 8
NABARD **	INE261F08BI5	7.9	CRISIL AAA	61	627.72	9.14%
Housing and Urban Development Corporation Ltd. **	INE031A08632	8.46	ICRA AAA	58	601.95	8.76%
Rural Electrification Corporation Ltd. **	INE020B08BF0	8.45	CRISIL AAA	55	569.63	8.29%
Small Industries Development Bank Of India **	INE556F08JK7	7.95	ICRA AAA	51	526.15	7.66%
LIC Housing Finance Ltd. **	INE115A07NS0	8.685	CRISIL AAA	50	514.04	7.48%
National Highways Authority of India	INE906B07FE6	7.17	CRISIL AAA	10	101.58	1.48%
I H 5 J J H					87 49	974 6
Bajaj Housing Finance Ltd. **	INE377Y07052		CRISIL AAA	57	674.18	9.82%
HDB Financial Services Ltd. **	INE756I07CI8		CRISIL AAA	50	581.60	8.47%
Sundaram Finance Ltd. **	INE660A07PW2		CRISIL AAA	60	521.09	7.59%
Bajaj Finance Ltd. **	INE296A07QQ5		CRISIL AAA	35	407.49	5.93%
5						
3I 5 H						
I H 5 J J H						
J						
J						
J . 7 /						
J . /						
I I J						
H						
K					7784 9	74
K . K /						
I G					7 4	84 6
G					43	76646

Non-Convertible debentures / Bonds & Zero Coupon Bonds / Deep Discount Bonds are considered as Traded based on the information provided by external agencies.

The scheme has not transacted in Credit Default Swaps.

** Non Traded / Illiquid Securities.

Net Current Assets is adjusted to the extent of short derivatives positions, if any.

For the Instrument/security whose final ISIN is yet to be assigned, disclosure of ISIN has been made as per the details provided by external agencies.

I I L						
I I L 3 377 J H						
L 8 28686						
I 5 5		I	5		K 5 . 4 /	
J					899479	46
5 G K					899479	46
					7 994 6	874
State Government of Uttar Pradesh	IN3320150664	8.52	SOV	1350000	1412.52	21.54%
State Government of Rajasthan	IN2920150314	8.39	SOV	20000	20.88	0.32%
3I 5 H					8 4	64
NABARD **	INE261F08BI5	7.9	CRISIL AAA	59	607.13	9.26%
National Highways Authority of India **	INE906B07FG1	7.6	CRISIL AAA	52	533.85	8.14%
Power Finance Corporation Ltd.	INE134E08JW1	8.18	CRISIL AAA	50	514.63	7.85%
Rural Electrification Corporation Ltd. **	INE020B08BF0	8.45	CRISIL AAA	48	497.13	7.58%
LIC Housing Finance Ltd. **	INE115A07NS0	8.685	CRISIL AAA	40	411.23	6.27%
National Highways Authority of India	INE906B07FE6	7.17	CRISIL AAA	7	71.11	1.08%
HDFC Ltd.	INE001A07RS3	8.58	CRISIL AAA	4	41.31	0.63%
Housing and Urban Development Corporation Ltd. **	INE031A08640	8.4	ICRA AAA	1	10.38	0.16%
I H 5 J J H					87784	98488
HDB Financial Services Ltd. **	INE756I07CI8		CRISIL AAA	56	651.39	9.93%
Bajaj Housing Finance Ltd. **	INE377Y07052		CRISIL AAA	47	555.90	8.48%
Bajaj Finance Ltd. **	INE296A07QQ5		CRISIL AAA	39	454.06	6.92%
Sundaram Finance Ltd. **	INE660A07PW2		CRISIL AAA	52	451.61	6.89%
5						
3I 5 H						
I H 5 J J H						
J						
J						
J . 7 /						
J . /						
I I J						
H						
K					7994	846
K . K /						
I G					7 74	84 9
G					4	766466

Non-Convertible debentures / Bonds & Zero Coupon Bonds / Deep Discount Bonds are considered as Traded based on the information provided by external agencies.

The scheme has not transacted in Credit Default Swaps.

** Non Traded / Illiquid Securities.

Net Current Assets is adjusted to the extent of short derivatives positions, if any.

For the Instrument/security whose final ISIN is yet to be assigned, disclosure of ISIN has been made as per the details provided by external agencies.

I I L						
I I L 3 377 J I						
L 8 2 86 86						
I 5 5		I	5		K 5 . 4 /	
J					64 78	4
5 G K					64 78	4
3 I 5 H					96 4	4 7
Rural Electrification Corporation Ltd. **	INE020B08BM6	8.35	CRISIL AAA	41	422.64	8.98%
Hindalco Industries Ltd. **	INE038A07258	9.55	CRISIL AA	40	415.93	8.84%
PVR Ltd. **	INE191H07201	10.75	CRISIL AA	40	414.59	8.81%
LIC Housing Finance Ltd. **	INE115A07NS0	8.685	CRISIL AAA	40	411.23	8.74%
Zydus Wellness Ltd. **	INE768C07017	9.14	CRISIL AA+	40	411.19	8.74%
Walwhan Renewables Energy Ltd. **	INE296N08022	8	CARE AA(CE)	40	401.38	8.53%
Tata Motors Ltd. **	INE155A08316	7.5	CARE AA-	30	300.04	6.38%
NABARD **	INE261F08BI5	7.9	CRISIL AAA	18	185.23	3.94%
Reliance Industries Ltd. **	INE002A08575	8.3	CRISIL AAA	5	51.61	1.10%
Small Industries Development Bank Of India **	INE556F08JK7	7.95	ICRA AAA	3	30.95	0.66%
I H 5 J J H					7 6 4 99	8 4
Bajaj Housing Finance Ltd. **	INE377Y07052		CRISIL AAA	40	473.11	10.06%
Kotak Mahindra Investments Ltd. **	INE975F07GF7		CRISIL AAA	54	466.52	9.91%
Bajaj Finance Ltd. **	INE296A07QQ5		CRISIL AAA	40	465.70	9.90%
5						
3 I 5 H						
I H 5 J J H						
J						
J						
J . 7 /						
J . /						
I I J						
H						
K					7 4 88	9 47
K . K /						
I G					76 4	84 8
G					6 4 88	766 4 56

Non-Convertible debentures / Bonds & Zero Coupon Bonds / Deep Discount Bonds are considered as Traded based on the information provided by external agencies.

The scheme has not transacted in Credit Default Swaps.

** Non Traded / Illiquid Securities.

Net Current Assets is adjusted to the extent of short derivatives positions, if any.

For the Instrument/security whose final ISIN is yet to be assigned, disclosure of ISIN has been made as per the details provided by external agencies.

Debt instruments having structured obligations or credit enhancement features have been denoted with suffix as (SO) or (CE) respectively against the ratings of the instrument

	A	B	C	D	E	F	G	H	I
1		I I L							
2		I I L 3 377 J G							
3		L 8 28686							
4		I 5 5		I	5		K 5 . 4 /		
5		J					974 8	499	
6									
7		5 G K					974 8	499	
8									
9							76 4	8748	
10		State Government of Uttar Pradesh	IN3320150664	8.52	SOV	1000000	1046.31	20.65%	
11		State Government of Uttar Pradesh	IN3320150441	8.68	SOV	30000	31.45	0.62%	
12									
13		3I 5 H					7 8 48	9 476	
14		NABARD **	INE261F08BI5	7.9	CRISIL AAA	45	463.07	9.14%	
15		Housing and Urban Development Corporation Ltd. **	INE031A08640	8.4	ICRA AAA	43	446.22	8.80%	
16		Rural Electrification Corporation Ltd. **	INE020B08BF0	8.45	CRISIL AAA	43	445.35	8.79%	
17		Small Industries Development Bank Of India **	INE556F08JK7	7.95	ICRA AAA	39	402.35	7.94%	
18		HDFC Ltd.	INE001A07RS3	8.58	CRISIL AAA	7	72.29	1.43%	
19									
20		I H 5 J J H					7 8 49	9 4	
21		LIC Housing Finance Ltd. **	INE115A07NW2		CRISIL AAA	45	504.84	9.96%	
22		Bajaj Housing Finance Ltd. **	INE377Y07052		CRISIL AAA	42	496.76	9.80%	
23		HDB Financial Services Ltd. **	INE756I07CI8		CRISIL AAA	42	488.54	9.64%	
24		Sundaram Finance Ltd. **	INE660A07PW2		CRISIL AAA	50	434.24	8.57%	
25									
26		5							
27									
28		3I 5 H							
29									
30		I H 5 J J H							
31									
32		J							
33									
34		J							
35									
36		J . 7 /							
37									
38		J . /							
39									
40									
41									
42		I I J							
43									
44		H							
45									
46		K					77946	8489	
47									
48		K . K /							
49									
50		I G					7894 7	84	
51		G					6 4 7	766456	
52									
53									
54		Non-Convertible debentures / Bonds & Zero Coupon Bonds / Deep Discount Bonds are considered as Traded based on the information provided by external agencies.							
55		The scheme has not transacted in Credit Default Swaps.							
56		** Non Traded / Illiquid Securities.							
57		Net Current Assets is adjusted to the extent of short derivatives positions, if any.							
58		For the Instrument/security whose final ISIN is yet to be assigned, disclosure of ISIN has been made as per the details provided by external agencies.							

	A	B	C	D	E	F	G	H	I
1		I I L							
2		I I L 3 3 76 J G							
3		L 8 28686							
4		I 5 5		I	5		K 5 . 4 /		
5		J					9 848	49	
6									
7		5 G K					9 848	49	
8									
9							79 4 6	9 4	
10		State Government of Rajasthan	IN2920150314	8.39	SOV	1300000	1356.90	35.84%	
11									
12		3I 5 H					77684	8 479	
13		Rural Electrification Corporation Ltd. **	INE020B08BM6	8.35	CRISIL AAA	34	350.48	9.26%	
14		Power Finance Corporation Ltd.	INE134E08JW1	8.18	CRISIL AAA	34	349.95	9.24%	
15		HDFC Ltd.	INE001A07RS3	8.58	CRISIL AAA	33	340.80	9.00%	
16		NABARD **	INE261F08BI5	7.9	CRISIL AAA	6	61.74	1.63%	
17									
18		I H 5 J J H					77784 7	8 49	
19		Kotak Mahindra Prime Ltd. **	INE916DA7QE2		CRISIL AAA	43	373.07	9.85%	
20		Sundaram Finance Ltd. **	INE660A07PV4		CRISIL AAA	43	372.68	9.84%	
21		Bajaj Housing Finance Ltd. **	INE377Y07052		CRISIL AAA	31	366.66	9.68%	
22									
23		5							
24									
25		3I 5 H							
26									
27		I H 5 J J H							
28									
29		J							
30									
31		J							
32									
33		J . 7 /							
34									
35		J . /							
36									
37									
38									
39		I I J							
40									
41		H							
42									
43		K					49	846	
44									
45		K . K /							
46									
47		I G					79 4 9	94	
48		G					9 4	766466	
49									
50									
51		Non-Convertible debentures / Bonds & Zero Coupon Bonds / Deep Discount Bonds are considered as Traded based on the information provided by external agencies.							
52		The scheme has not transacted in Credit Default Swaps.							
53		** Non Traded / Illiquid Securities.							
54		Net Current Assets is adjusted to the extent of short derivatives positions, if any.							
55		For the Instrument/security whose final ISIN is yet to be assigned, disclosure of ISIN has been made as per the details provided by external agencies.							

Row	B	C	D	E	F	G	H
1	I I L						
2	I I L 3 377 J H						
3	L 8 28686						
4	I 5 5		I	5		K 5 . 4 /	
5	J					9 488	4
7	5 G K					9 488	4
9						76 46	8 4
10	State Government of Rajasthan	IN2920150322	8.39	SOV	1000000	1058.07	25.96%
12	3I 5 H					8 7 47	74 8
13	NABARD **	INE261F08AT4	8.5	CRISIL AAA	38	400.62	9.83%
14	HDB Financial Services Ltd. **	INE756I07CZ2	7.5549	CRISIL AAA	39	394.44	9.68%
15	Housing and Urban Development Corporation Ltd. **	INE031A08764	6.79	ICRA AAA	39	393.78	9.66%
16	LIC Housing Finance Ltd. **	INE115A07OH1	7.6	CRISIL AAA	39	392.83	9.64%
17	Hindustan Petroleum Corporation Ltd. **	INE094A08051	6.38	CRISIL AAA	39	390.90	9.59%
18	Reliance Industries Ltd.	INE002A08500	7.17	CRISIL AAA	38	384.89	9.44%
19	Sundaram Finance Ltd. **	INE660A07QF5	7.42	CRISIL AAA	38	382.48	9.38%
20	Rural Electrification Corporation Ltd. **	INE020B08831	8.82	CRISIL AAA	17	179.21	4.40%
22	I H 5 J J H						
24	5						
26	3I 5 H						
28	I H 5 J J H						
30	J						
32	J						
34	J . 7 /						
36	J . /						
40	I I J						
42	H						
44	K					7 4 9	64 8
46	K . K /						
48	I G					74	8466
49	G					6 4 7	766466
52	Non-Convertible debentures / Bonds & Zero Coupon Bonds / Deep Discount Bonds are considered as Traded based on the information provided by external agencies.						
53	The scheme has not transacted in Credit Default Swaps.						
54	** Non Traded / Illiquid Securities.						
55	Net Current Assets is adjusted to the extent of short derivatives positions, if any.						
56	For the Instrument/security whose final ISIN is yet to be assigned, disclosure of ISIN has been made as per the details provided by external agencies.						

	A	B	C	D	E	F	G	H
1		**ICICI Prudential Mutual Fund**						
2		**ICICI Prudential Passive Strategy Fund (FOF)**						
3		**Portfolio as on Feb 29,2020**						
4		**Company/Issuer/Instrument Name**	**ISIN**	**Industry/Rating**	**Quantity**	**Exposure/Market Value(Rs.Lakh)**	**% to Nav**	
5		**Units of Mutual Funds**				**9130.89**	**97.27%**	
6								
7								
8								
9								
10								
11								
12								
13		**TREPS**				**262.58**	**2.80%**	
14								
15		**Net Current Assets**				**-6.62**	**-0.07%**	
16		**Total Net Assets**				**9386.85**	**100.00%**	
17								
18								
19								

	A	B	C	D	E	F	G	H
1		**ICICI Prudential Mutual Fund**						
2		**ICICI Prudential BHARAT 22 FOF**						
3		**Portfolio as on Feb 29,2020**						
4		**Company/Issuer/Instrument Name**	**ISIN**	**Industry/Rating**	**Quantity**	**Exposure/Market Value(Rs.Lakh)**	**% to Nav**	
5		**Units of Mutual Funds**				**1579.01**	**98.02%**	
6								
7								
8		**TREPS**				**17.46**	**1.08%**	
9								
10		**Net Current Assets**				**14.49**	**0.90%**	
11		**Total Net Assets**				**1610.96**	**100.00%**	
12								
13								
14								

	A	B	C	D	E	F	G	H
1		**ICICI Prudential Mutual Fund**						
2		**ICICI Prudential Income Optimizer Fund (FOF)**						
3		**Portfolio as on Feb 29,2020**						
4		**Company/Issuer/Instrument Name**	**ISIN**	**Industry/Rating**	**Quantity**	**Exposure/Market Value(Rs.Lakh)**	**% to Nav**	
5		**Units of Mutual Funds**				**14261.92**	**98.10%**	
6								
7								
8								
9								
10								
11								
12								
13		**TREPS**				**296.13**	**2.04%**	
14								
15		**Net Current Assets**				**-20.61**	**-0.14%**	
16		**Total Net Assets**				**14537.44**	**100.00%**	
17								
18								
19								

	A	B	C	D	E	F	G	H
1		**ICICI Prudential Mutual Fund**						
2		**ICICI Prudential Global Stable Equity Fund (FOF)**						
3		**Portfolio as on Feb 29,2020**						
4		**Company/Issuer/Instrument Name**	**ISIN**	**Industry/Rating**	**Quantity**	**Exposure/Market Value(Rs.Lakh)**	**% to Nav**	
5		**Units of Mutual Funds/ Foreign Securities**				**8628.23**	**97.37%**	
6								
7								
8		**TREPS**				**283.81**	**3.20%**	
9								
10		**Net Current Assets**				**-50.99**	**-0.58%**	
11		**Total Net Assets**				**8861.05**	**100.00%**	
12								
13								
14								

	A	B	C	D	E	F	G	H
1		**ICICI Prudential Mutual Fund**						
2		**ICICI Prudential Global Advantage Fund (FOF)**						
3		**Portfolio as on Feb 29,2020**						
4		**Company/Issuer/Instrument Name**	**ISIN**	**Industry/Rating**	**Quantity**	**Exposure/Market Value(Rs.Lakh)**	**% to Nav**	
5		**Units of Mutual Funds**				**2161.73**	**95.86%**	
6								
7								
8								
9								
10								
11								
12								
13		**TREPS**				**90.15**	**4.00%**	
14								
15		**Net Current Assets**				**3.13**	**0.14%**	
16		**Total Net Assets**				**2255.01**	**100.00%**	
17								
18								
19								

	A	B	C	D	E	F	G	H
1		**ICICI Prudential Mutual Fund**						
2		**ICICI Prudential India Equity (FOF)**						
3		**Portfolio as on Feb 29,2020**						
4		**Company/Issuer/Instrument Name**	**ISIN**	**Industry/Rating**	**Quantity**	**Exposure/Market Value(Rs.Lakh)**	**% to Nav**	
5		**Units of Mutual Funds**				**2155.10**	**95.86%**	
6								
7								
8								
9								
10								
11								
12								
13								
14		**TREPS**				**191.98**	**8.54%**	
15								
16		**Net Current Assets**				**-98.96**	**-4.40%**	
17		**Total Net Assets**				**2248.12**	**100.00%**	
18								
19								
20								

	A	B	C	D	E	F	G	H
1		**ICICI Prudential Mutual Fund**						
2		**ICICI Prudential Asset Allocator Fund (FOF)**						
3		**Portfolio as on Feb 29,2020**						
4		**Company/Issuer/Instrument Name**	**ISIN**	**Industry/Rating**	**Quantity**	**Exposure/Market Value(Rs.Lakh)**	**% to Nav**	
5		**Units of Mutual Funds**				**681402.84**	**92.39%**	
6								
7								
8								
9								
10								
11								
12								
13								
14								
15								
16								
17								
18								
19								
20		**TREPS**				**5024.67**	**0.68%**	
21								
22		**Net Current Assets**				**51115.63**	**6.93%**	
23		**Total Net Assets**				**737543.14**	**100.00%**	
24								
25								
26								

	A	B	C	D	E	F	G	H
1		**ICICI Prudential Mutual Fund**						
2		**ICICI Prudential Thematic Advantage Fund (FOF)**						
3		**Portfolio as on Feb 29,2020**						
4		**Company/Issuer/Instrument Name**	**ISIN**	**Industry/Rating**	**Quantity**	**Exposure/Market Value(Rs.Lakh)**	**% to Nav**	
5		**Units of Mutual Funds**				**982.12**	**99.25%**	
6								
7								
8								
9								
10								
11		**TREPS**				**7.30**	**0.74%**	
12								
13		**Net Current Assets**				**0.08**	**0.01%**	
14		**Total Net Assets**				**989.50**	**100.00%**	
15								
16								
17								

	A	B	C	D	E	F	G	H
1		**ICICI Prudential Mutual Fund**						
2		**ICICI Prudential Debt Management Fund (FOF)**						
3		**Portfolio as on Feb 29,2020**						
4		**Company/Issuer/Instrument Name**	**ISIN**	**Industry/Rating**	**Quantity**	**Exposure/Market Value(Rs.Lakh)**	**% to Nav**	
5		**Units of Mutual Funds**				**20123.73**	**99.63%**	
6								
7								
8								
9		**TREPS**				**176.69**	**0.87%**	
10								
11		**Net Current Assets**				**-102.81**	**-0.51%**	
12		**Total Net Assets**				**20197.61**	**100.00%**	
13								
14								
15								

	A	B	C	D	E	F	G	H
1								
2								
3								
4								
5								
6								
7								
8								
9								
10								
11								
12								
13								
14								
15								
16								
17								

	A	B	C	D	E	F	G	H
1								
2								
3								
4								
5								
6								
7								
8								
9								
10								
11								
12								
13								
14								
15								

ICICI Prudential Mutual Fund

ICICI Prudential Equity & Debt Fund

Portfolio as on Feb 29,2020

Company/Issuer/Instrument Name	ISIN	Coupon	Industry/Rating	Quantity	Exposure/Market Value(Rs.Lakh)	% to Nav
Equity & Equity Related Instruments					1430338.41	69.40%
Listed / Awaiting Listing On Stock Exchanges					1430338.41	69.40%
Unlisted					Nil	Nil
Debt Instruments					461651.23	22.40%

109		**Listed / Awaiting Listing On Stock Exchanges**					**451648.06**	**21.91%**	
110									
111		**Government Securities**					**58949.76**	**2.86%**	
112									
113									
114									
115									
116									
117		**Non-Convertible debentures / Bonds**					**380807.83**	**18.48%**	
118									
119									
120									
121									
122									
123									
124									
125									
126									
127									
128									
129									
130									
131									
132									
133									
134									
135									
136									
137									
138									
139									
140									
141									
142									
143									
144									
145									
146									
147									
148									
149									
150									
151									
152									
153									
154									
155									
156									
157									
158									
159									
160									
161									
162		**Zero Coupon Bonds / Deep Discount Bonds**					**11890.47**	**0.58%**	
163									
164									
165									
166		**Privately Placed/unlisted**					**3500.28**	**0.17%**	
167									
168		**Non-Convertible debentures / Bonds**					**3500.28**	**0.17%**	
169									
170									
171		**Zero Coupon Bonds / Deep Discount Bonds**					**Nil**	**Nil**	
172									
173		**Securitized Debt Instruments**					**6502.89**	**0.32%**	
174									
175									
176									
177		**Term Deposits**					**7275.00**	**0.35%**	
178									
179		**Deposits (maturity not exceeding 91 days)**					**Nil**	**Nil**	
180									
181		**Deposits (Placed as Margin)**					**7275.00**	**0.35%**	
182									
183									
184									
185									
186									
187									
188									
189		**Money Market Instruments**					**Nil**	**Nil**	
190									
191		**CPs and CDs**					**Nil**	**Nil**	
192									
193		**Treasury Bills**					**Nil**	**Nil**	
194									
195		**Units of Mutual Fund**					**81785.50**	**3.97%**	
196									
197									
198									
199									
200		**TREPS**					**49761.24**	**2.41%**	
201									
202		**Units of Infrastructure Investment Trusts (InvITs)**					**29813.09**	**1.45%**	
203									
204									
205									
206		**Units of Real Estate Investment Trust (REITs)**					**6869.76**	**0.33%**	
207									
208									
209		**Others**					**12485.04**	**0.61%**	
210									
211									
212		**Net Current Assets**					**-18834.52**	**-0.91%**	
213		**Total Net Assets**					**2061144.75**	**100.00%**	
214									
215		**INTEREST RATE SWAPS (At Notional Value) #**					**-35000.00**	**-1.70%**	
216									

	A	B	C	D	E	F	G	H	I
217									
218									
219									
220									
221									
222									
223									
224									
225									
226									
227									
228									
229									
230									
231									

Company/Issuer/Instrument Name	ISIN	Coupon	Industry/Rating	Quantity	Exposure/Market Value(Rs.Lakh)	% to Nav
Equity & Equity Related Instruments					**797393.31**	**71.59%**
Listed / Awaiting Listing On Stock Exchanges					**794525.52**	

99									
100									
101									
102									
103									
104									
105									
106									
107									
108									
109									
110									
111									
112		**Zero Coupon Bonds / Deep Discount Bonds**					**Nil**	**Nil**	
113									
114		**Privately Placed/unlisted**					**11890.13**	**1.07%**	
115									
116		**Non-Convertible debentures / Bonds**					**Nil**	**Nil**	
117									
118		**Zero Coupon Bonds / Deep Discount Bonds**					**11890.13**	**1.07%**	
119									
120									
121		**Securitized Debt Instruments**					**Nil**	**Nil**	
122									
123		**Term Deposits**					**6350.00**	**0.57%**	
124									
125		**Deposits (maturity not exceeding 91 days)**					**Nil**	**Nil**	
126									
127		**Deposits (Placed as Margin)**					**6350.00**	**0.57%**	
128									
129									
130									
131									
132									
133									
134									
135									
136		**Money Market Instruments**					**5966.89**	**0.54%**	
137									
138		**CPs and CDs**					**Nil**	**Nil**	
139									
140		**Treasury Bills**					**5966.89**	**0.54%**	
141									
142									
143									
144									
145		**Units of Mutual Fund**					**160548.44**	**14.41%**	
146									
147									
148									
149		**TREPS**					**8401.28**	**0.75%**	
150									
151		**Units of Infrastructure Investment Trusts (InvITs)**					**12559.86**	**1.13%**	
152									
153									
154		**Others**					**1087.39**	**0.10%**	
155									
156									
157		**Net Current Assets**					**6033.83**	**0.54%**	
158		**Total Net Assets**					**1113794.42**	**100.00%**	
159									
160									
161									
162									
163									
164									
165									
166									
167									

Company/Issuer/Instrument Name	ISIN	Coupon	Industry/Rating	Quantity	Exposure/Market Value(Rs.Lakh)	% to Nav
Equity & Equity Related Instruments					**1642246.93**	**58.46%**
Listed / Awaiting Listing On Stock Exchanges					**1642246.93**	**58.46%**

109									
110									
111									
112									
113									
114									
115									
116									
117									
118									
119									
120									
121									
122									
123									
124									
125									
126									
127									
128									
129									
130									
131									
132									
133									
134									
135									
136									
137									
138									
139									
140									
141		**Unlisted**					**Nil**	**Nil**	
142									
143		**Debt Instruments**					**708320.65**	**25.21%**	
144									
145		**Listed / Awaiting Listing On Stock Exchanges**					**690480.89**	**24.58%**	
146									
147		**Government Securities**					**108933.09**	**3.88%**	
148									
149									
150									
151		**Non-Convertible debentures / Bonds**					**526911.25**	**18.76%**	
152									
153									
154									
155									
156									
157									
158									
159									
160									
161									
162									
163									
164									
165									
166									
167									
168									
169									
170									
171									
172									
173									
174									
175									
176									
177									
178									
179									
180									
181									
182									
183									
184									
185									
186									
187									
188									
189									
190									
191									
192									
193									
194									
195									
196									
197									
198									
199									
200									
201									
202									
203									
204									
205									
206									
207		**Zero Coupon Bonds / Deep Discount Bonds**					**54636.55**	**1.94%**	
208									
209									
210									
211									
212									
213		**Privately Placed/unlisted**					**15074.65**	**0.54%**	
214									
215		**Non-Convertible debentures / Bonds**					**15074.65**	**0.54%**	
216									

217									
218									
219									
220		**Zero Coupon Bonds / Deep Discount Bonds**					**Nil**	**Nil**	
221									
222		**Securitized Debt Instruments**					**2765.11**	**0.10%**	
223									
224									
225		**Term Deposits**					**86516.00**	**3.08%**	
226									
227		**Deposits (maturity not exceeding 91 days)**					**Nil**	**Nil**	
228									
229		**Deposits (Placed as Margin)**					**86516.00**	**3.08%**	
230									
231									
232									
233									
234									
235									
236									
237									
238									
239									
240									
241									
242									
243									
244									
245		**Money Market Instruments**					**2477.02**	**0.09%**	
246									
247		**CPs and CDs**					**Nil**	**Nil**	
248									
249		**Treasury Bills**					**2477.02**	**0.09%**	
250									
251									
252		**Units of Mutual Fund**					**33632.21**	**1.20%**	
253									
254									
255									
256		**TREPS**					**54653.41**	**1.95%**	
257									
258		**Others**					**7058.30**	**0.25%**	
259									
260									
261		**Net Current Assets**					**274320.07**	**9.76%**	
262		**Total Net Assets**					**2809224.59**	**100.00%**	
263									
264		**INTEREST RATE SWAPS (At Notional Value) #**					**-30000.00**	**-1.07%**	
265									
266									
267									
268									
269									
270									
271									
272									
273									
274									
275									
276									
277									
278									
279									

ICICI Prudential Mutual Fund

ICICI Prudential Equity Savings Fund

Portfolio as on Feb 29,2020

Company/Issuer/Instrument Name	ISIN	Coupon	Industry/Rating	Quantity	Exposure/Market Value(Rs.Lakh)	% to Nav
Equity & Equity Related Instruments					**55999.04**	**38.00%**
Listed / Awaiting Listing On Stock Exchanges					**55999.04**	**38.00%**
Unlisted					**Nil**	**Nil**

98									
99		**Debt Instruments**					**27431.69**	**18.62%**	
100									
101		**Listed / Awaiting Listing On Stock Exchanges**					**25758.36**	**17.48%**	
102									
103		**Government Securities**					**6957.08**	**4.72%**	
104									
105									
106									
107		**Non-Convertible debentures / Bonds**					**18801.28**	**12.76%**	
108									
109									
110									
111									
112									
113									
114									
115									
116		**Zero Coupon Bonds / Deep Discount Bonds**					**Nil**	**Nil**	
117									
118		**Privately Placed/unlisted**					**1673.33**	**1.14%**	
119									
120		**Non-Convertible debentures / Bonds**					**1673.33**	**1.14%**	
121									
122									
123		**Zero Coupon Bonds / Deep Discount Bonds**					**Nil**	**Nil**	
124									
125		**Securitized Debt Instruments**					**Nil**	**Nil**	
126									
127		**Term Deposits**					**8050.00**	**5.46%**	
128									
129		**Deposits (maturity not exceeding 91 days)**					**Nil**	**Nil**	
130									
131		**Deposits (Placed as Margin)**					**8050.00**	**5.46%**	
132									
133									
134									
135									
136									
137									
138		**Money Market Instruments**					**4219.79**	**2.86%**	
139									
140		**CPs and CDs**					**Nil**	**Nil**	
141									
142		**Treasury Bills**					**4219.79**	**2.86%**	
143									
144									
145									
146									
147									
148		**Units of Mutual Fund**					**5205.74**	**3.53%**	
149									
150									
151									
152		**TREPS**					**2068.42**	**1.40%**	
153									
154		**Others**					**756.92**	**0.51%**	
155									
156									
157		**Net Current Assets**					**43631.43**	**29.61%**	
158		**Total Net Assets**					**147363.03**	**100.00%**	
159									
160									
161									
162									
163									
164									
165									
166									

						Nil	Nil
						35.08	79.17%
						31.20	60.64%
						28.86	9.24%
						11.64	42.85%
						40.70	8.56%
						11.24	15.76%
						11.24	15.76%
						Nil	Nil
						42.64	2.77%
	Term Deposits					175.00	0.10%
	Deposits (maturity not exceeding 91 days)					Nil	Nil
	Deposits (Placed as Margin)					175.00	0.10%
	Money Market Instruments					Nil	Nil
	CPs and CDs					Nil	Nil
	Treasury Bills					Nil	Nil
	TREPS					5646.83	3.23%
	Others					541.17	0.31%

	A	B	C	D	E	F	G	H	I
102		**Net Current Assets**					**-1202.28**	**-0.69%**	
103		**Total Net Assets**					**174609.58**	**100.00%**	
104									
105									
106									
107									
108									
109									
110									
111									

ICICI Prudential Mutual Fund

ICICI Prudential Retirement Fund - Hybrid Aggressive Plan

Portfolio as on Feb 29,2020

Company/Issuer/Instrument Name	ISIN	Coupon	Industry/Rating	Quantity	Exposure/Market Value(Rs.Lakh)	% to Nav
Equity & Equity Related Instruments					5115.97	63.82%
Listed / Awaiting Listing On Stock Exchanges					5115.97	63.82%
Unlisted					Nil	Nil
Debt Instruments					1756.43	21.91%
Listed / Awaiting Listing On Stock Exchanges					1756.43	21.91%
Government Securities					Nil	Nil
Non-Convertible debentures / Bonds					1756.43	21.91%
Zero Coupon Bonds / Deep Discount Bonds					Nil	Nil
Privately Placed/unlisted					Nil	Nil
Non-Convertible debentures / Bonds					Nil	Nil
Zero Coupon Bonds / Deep Discount Bonds					Nil	Nil
Securitized Debt Instruments					Nil	Nil
Term Deposits					Nil	Nil
Deposits (maturity not exceeding 91 days)					Nil	Nil
Deposits (Placed as Margin)					Nil	Nil
Money Market Instruments					Nil	Nil
CPs and CDs					Nil	Nil
Treasury Bills					Nil	Nil
Units of Mutual Fund					317.10	3.96%
TREPS					962.03	12.00%
Net Current Assets					-135.72	-1.69%
Total Net Assets					8015.81	100.00%

ICICI Prudential Mutual Fund

ICICI Prudential Retirement Fund - Hybrid Conservative Plan

Portfolio as on Feb 29,2020

Company/Issuer/Instrument Name	ISIN	Coupon	Industry/Rating	Quantity	Exposure/Market Value(Rs.Lakh)	% to Nav
Equity & Equity Related Instruments					1230.27	17.65%
Listed / Awaiting Listing On Stock Exchanges					1230.27	17.65%
Unlisted					Nil	Nil
Debt Instruments					4907.00	70.40%
Listed / Awaiting Listing On Stock Exchanges					4907.00	70.40%
Government Securities					537.63	7.71%
Non-Convertible debentures / Bonds					4150.73	59.55%
Zero Coupon Bonds / Deep Discount Bonds					218.64	3.14%
Privately Placed/unlisted					Nil	Nil
Non-Convertible debentures / Bonds					Nil	Nil
Zero Coupon Bonds / Deep Discount Bonds					Nil	Nil
Securitized Debt Instruments					Nil	Nil
Term Deposits					Nil	Nil
Deposits (maturity not exceeding 91 days)					Nil	Nil
Deposits (Placed as Margin)					Nil	Nil
Money Market Instruments					Nil	Nil
CPs and CDs					Nil	Nil
Treasury Bills					Nil	Nil
Units of Mutual Fund					122.12	1.75%
TREPS					572.55	8.21%
Net Current Assets					138.01	1.98%
Total Net Assets					6969.95	100.00%

ICICI Prudential Mutual Fund

ICICI Prudential Capital Protection Oriented Fund - Series XIV - Plan A 1275 Days

Portfolio as on Feb 29,2020

Company/Issuer/Instrument Name	ISIN	Coupon	Industry/Rating	Quantity	Exposure/Market Value(Rs.Lakh)	% to Nav
Equity & Equity Related Instruments					**7025.96**	**15.69%**
Listed / Awaiting Listing On Stock Exchanges					**7025.96**	**15.69%**
HDFC Bank Ltd.	INE040A01034		Banks	119260	1404.47	3.14%
Reliance Industries Ltd.	INE002A01018		Petroleum Products	72805	967.32	2.16%
Axis Bank Ltd.	INE238A01034		Banks	133602	931.61	2.08%
Infosys Ltd.	INE009A01021		Software	118284	865.48	1.93%
Avenue Supermarts Ltd.	INE192R01011		Retailing	31471	731.37	1.63%
Bajaj Finserv Ltd.	INE918I01018		Finance	7023	635.63	1.42%
Motherson Sumi Systems Ltd.	INE775A01035		Auto Ancillaries	574759	595.74	1.33%
Eicher Motors Ltd.	INE066A01013		Auto	2767	459.39	1.03%
Hindustan Unilever Ltd.	INE030A01027		Consumer Non Durables	20000	434.95	0.97%
Unlisted					**Nil**	**Nil**
Debt Instruments					**36160.60**	**80.77%**
Listed / Awaiting Listing On Stock Exchanges					**34647.38**	**77.39%**
Government Securities					**9705.77**	**21.68%**
State Government of Rajasthan	IN2920150314	8.39	SOV	8000000	8350.18	18.65%
State Government of Rajasthan	IN2920150413	8.21	SOV	1000000	1041.11	2.33%
State Government of Uttar Pradesh	IN3320150441	8.68	SOV	300000	314.48	0.70%
Non-Convertible debentures / Bonds					**15518.55**	**34.66%**
Tata Capital Housing Finance Ltd. **	INE033L07GA4	9.1791	CRISIL AAA	390	4031.78	9.01%
Housing and Urban Development Corporation Ltd. **	INE031A08632	8.46	ICRA AAA	381	3954.18	8.83%
Rural Electrification Corporation Ltd. **	INE020B08BF0	8.45	CRISIL AAA	233	2413.17	5.39%
NABARD **	INE261F08BJ3	7.85	CRISIL AAA	185	1903.86	4.25%
Rural Electrification Corporation Ltd. **	INE020B08BM6	8.35	CRISIL AAA	150	1546.25	3.45%
Small Industries Development Bank Of India **	INE556F08JK7	7.95	ICRA AAA	142	1464.97	3.27%
NABARD **	INE261F08BI5	7.9	CRISIL AAA	10	102.90	0.23%
Power Finance Corporation Ltd. **	INE134E08IJ0	7.47	CRISIL AAA	10	101.44	0.23%
Zero Coupon Bonds / Deep Discount Bonds					**9423.06**	**21.05%**
Mahindra & Mahindra Financial Services Ltd. **	INE774D07SQ1		FITCH AAA	390	4525.58	10.11%
Sundaram Finance Ltd. **	INE660A07PV4		CRISIL AAA	510	4420.14	9.87%
Bajaj Finance Ltd. **	INE296A07QQ5		CRISIL AAA	41	477.34	1.07%
Privately Placed/unlisted					**1513.22**	**3.38%**
Non-Convertible debentures / Bonds					**1513.22**	**3.38%**
Tata Sons Ltd. **	INE895D08782	8.25	CRISIL AAA	150	1513.22	3.38%
Zero Coupon Bonds / Deep Discount Bonds					**Nil**	**Nil**
Securitized Debt Instruments					**Nil**	**Nil**
Term Deposits					**Nil**	**Nil**
Deposits (maturity not exceeding 91 days)					**Nil**	**Nil**
Deposits (Placed as Margin)					**Nil**	**Nil**
Money Market Instruments					**Nil**	**Nil**
CPs and CDs					**Nil**	**Nil**
Treasury Bills					**Nil**	**Nil**
TREPS					**186.96**	**0.42%**
Units of Real Estate Investment Trust (REITs)					**Nil**	**Nil**
Net Current Assets					**1397.87**	**3.12%**
Total Net Assets					**44771.39**	**100.00%**

Non-Convertible debentures / Bonds & Zero Coupon Bonds / Deep Discount Bonds are considered as Traded based on the information provided by external agencies.

** Non Traded / Illiquid Securities.

Net Current Assets is adjusted to the extent of short derivatives positions, if any.

For the Instrument/security whose final ISIN is yet to be assigned, disclosure of ISIN has been made as per the details provided by external agencies.



ICICI Prudential Mutual Fund

ICICI Prudential Capital Protection Oriented Fund - Series XI - Plan A 2056 Days

Portfolio as on Feb 29,2020

Company/Issuer/Instrument Name	ISIN	Coupon	Industry/Rating	Quantity	Exposure/Market Value(Rs.Lakh)	% to Nav
Equity & Equity Related Instruments					**581.02**	**19.36%**
Listed / Awaiting Listing On Stock Exchanges					**581.02**	**19.36%**
Infosys Ltd.	INE009A01021		Software	11596	84.85	2.83%
HDFC Bank Ltd.	INE040A01034		Banks	5498	64.75	2.16%
ICICI Bank Ltd.	INE090A01021		Banks	12000	59.67	1.99%
ITC Ltd.	INE154A01025		Consumer Non Durables	29431	58.14	1.94%
Larsen & Toubro Ltd.	INE018A01030		Construction Project	4030	47.86	1.59%
Hindustan Unilever Ltd.	INE030A01027		Consumer Non Durables	1802	39.19	1.31%
Maruti Suzuki India Ltd.	INE585B01010		Auto	609	38.26	1.27%
Axis Bank Ltd.	INE238A01034		Banks	4116	28.70	0.96%
Bharti Airtel Ltd.	INE397D01024		Telecom - Services	5252	27.49	0.92%
Sun Pharmaceutical Industries Ltd.	INE044A01036		Pharmaceuticals	7000	26.10	0.87%
Coal India Ltd.	INE522F01014		Minerals/Mining	15065	25.37	0.85%
NTPC Ltd.	INE733E01010		Power	23373	24.90	0.83%
Asian Paints Ltd.	INE021A01026		Consumer Non Durables	1287	23.14	0.77%
State Bank Of India	INE062A01020		Banks	6000	18.18	0.61%
Tata Consultancy Services Ltd.	INE467B01029		Software	721	14.42	0.48%
Unlisted					**Nil**	**Nil**
Debt Instruments					**2313.74**	**77.09%**
Listed / Awaiting Listing On Stock Exchanges					**2105.74**	**70.16%**
Government Securities					**1222.17**	**40.72%**
State Government of Punjab	IN2820120060	8.91	SOV	1000000	1064.18	35.46%
State Government of Uttar Pradesh	IN3320150441	8.68	SOV	80000	83.86	2.79%
State Government of Gujarat	IN1520110124	8.94	SOV	70000	74.13	2.47%
Non-Convertible debentures / Bonds					**883.57**	**29.44%**
Power Grid Corporation Of India Ltd. **	INE752E07JV4	9.3	CRISIL AAA	16	212.70	7.09%
HDFC Ltd. **	INE001A07IO1	9.5	CRISIL AAA	20	210.91	7.03%
Rural Electrification Corporation Ltd. **	INE020B08740	9.35	CRISIL AAA	20	210.43	7.01%
Export-Import Bank Of India **	INE514E08AS1	9.05	CRISIL AAA	10	105.42	3.51%
NABARD **	INE261F08AL1	8.39	CRISIL AAA	9	92.53	3.08%
Small Industries Development Bank Of India **	INE556F08JK7	7.95	ICRA AAA	5	51.58	1.72%
Zero Coupon Bonds / Deep Discount Bonds					**Nil**	**Nil**
Privately Placed/unlisted					**208.00**	**6.93%**
Non-Convertible debentures / Bonds					**208.00**	**6.93%**
Tata Sons Ltd. **	INE895D08477	9.7	CRISIL AAA	20	208.00	6.93%
Zero Coupon Bonds / Deep Discount Bonds					**Nil**	**Nil**
Securitized Debt Instruments					**Nil**	**Nil**
Term Deposits					**Nil**	**Nil**
Deposits (maturity not exceeding 91 days)					**Nil**	**Nil**
Deposits (Placed as Margin)					**Nil**	**Nil**
Money Market Instruments					**Nil**	**Nil**
CPs and CDs					**Nil**	**Nil**
Treasury Bills					**Nil**	**Nil**
TREPS					**84.52**	**2.82%**
Units of Real Estate Investment Trust (REITs)					**Nil**	**Nil**
Net Current Assets					**22.00**	**0.73%**
Total Net Assets					**3001.28**	**100.00%**

Non-Convertible debentures / Bonds & Zero Coupon Bonds / Deep Discount Bonds are considered as Traded based on the information provided by external agencies.

** Non Traded / Illiquid Securities.

Net Current Assets is adjusted to the extent of short derivatives positions, if any.

For the Instrument/security whose final ISIN is yet to be assigned, disclosure of ISIN has been made as per the details provided by external agencies.

ICICI Prudential Mutual Fund

ICICI Prudential Capital Protection Oriented Fund – Series XI - Plan B 1222 Days

Portfolio as on Feb 29,2020

Company/Issuer/Instrument Name	ISIN	Coupon	Industry/Rating	Quantity	Exposure/Market Value(Rs.Lakh)	% to Nav
Equity & Equity Related Instruments					**268.16**	**7.34%**
Listed / Awaiting Listing On Stock Exchanges					**268.16**	**7.34%**
ICICI Bank Ltd.	INE090A01021		Banks	7000	34.81	0.95%
Hindustan Unilever Ltd.	INE030A01027		Consumer Non Durables	1593	34.64	0.95%
Motherson Sumi Systems Ltd.	INE775A01035		Auto Ancillaries	29614	30.69	0.84%
NTPC Ltd.	INE733E01010		Power	23571	25.11	0.69%
HDFC Bank Ltd.	INE040A01034		Banks	2032	23.93	0.66%
Coal India Ltd.	INE522F01014		Minerals/Mining	12500	21.05	0.58%
Maruti Suzuki India Ltd.	INE585B01010		Auto	282	17.72	0.49%
Axis Bank Ltd.	INE238A01034		Banks	2524	17.60	0.48%
ITC Ltd.	INE154A01025		Consumer Non Durables	7779	15.37	0.42%
Asian Paints Ltd.	INE021A01026		Consumer Non Durables	734	13.20	0.36%
Bharti Airtel Ltd.	INE397D01024		Telecom - Services	2426	12.70	0.35%
State Bank Of India	INE062A01020		Banks	4000	12.12	0.33%
Tata Consultancy Services Ltd.	INE467B01029		Software	405	8.10	0.22%
Larsen & Toubro Ltd.	INE018A01030		Construction Project	94	1.12	0.03%
Unlisted					**Nil**	**Nil**
Debt Instruments					**2524.06**	**69.13%**
Listed / Awaiting Listing On Stock Exchanges					**2324.04**	**63.66%**
Government Securities					**1302.13**	**35.67%**
State Government of Uttar Pradesh	IN3320150524	8.32	SOV	1300000	1302.13	35.67%
Non-Convertible debentures / Bonds					**1021.91**	**27.99%**
Power Finance Corporation Ltd. **	INE134E08CU0	8.95	CRISIL AAA	35	350.86	9.61%
LIC Housing Finance Ltd. **	INE115A07GX4	8.68	CRISIL AAA	35	350.76	9.61%
NABARD **	INE261F08485	8.2	CRISIL AAA	15	150.12	4.11%
Bajaj Finance Ltd. **	INE296A07OB2	7.6411	CRISIL AAA	9	90.09	2.47%
Housing and Urban Development Corporation Ltd. **	INE031A08582	7.7	ICRA AAA	8	80.08	2.19%
Zero Coupon Bonds / Deep Discount Bonds					**Nil**	**Nil**
Privately Placed/unlisted					**200.02**	**5.48%**
Non-Convertible debentures / Bonds					**200.02**	**5.48%**
Tata Sons Ltd. **	INE895D08766	7.9	CRISIL AAA	20	200.02	5.48%
Zero Coupon Bonds / Deep Discount Bonds					**Nil**	**Nil**
Securitized Debt Instruments					**Nil**	**Nil**
Term Deposits					**Nil**	**Nil**
Deposits (maturity not exceeding 91 days)					**Nil**	**Nil**
Deposits (Placed as Margin)					**Nil**	**Nil**
Money Market Instruments					**Nil**	**Nil**
CPs and CDs					**Nil**	**Nil**
Treasury Bills					**Nil**	**Nil**
TREPS					**745.00**	**20.41%**
Units of Real Estate Investment Trust (REITs)					**Nil**	**Nil**
Net Current Assets					**113.75**	**3.12%**
Total Net Assets					**3650.97**	**100.00%**

Non-Convertible debentures / Bonds & Zero Coupon Bonds / Deep Discount Bonds are considered as Traded based on the information provided by external agencies.

** Non Traded / Illiquid Securities.

Net Current Assets is adjusted to the extent of short derivatives positions, if any.

For the Instrument/security whose final ISIN is yet to be assigned, disclosure of ISIN has been made as per the details provided by external agencies.

ICICI Prudential Mutual Fund

ICICI Prudential Capital Protection Oriented Fund - Series XI - Plan C 1255 Days

Portfolio as on Feb 29,2020

Company/Issuer/Instrument Name	ISIN	Coupon	Industry/Rating	Quantity	Exposure/Market Value(Rs.Lakh)	% to Nav
Equity & Equity Related Instruments					**579.17**	**10.87%**
Listed / Awaiting Listing On Stock Exchanges					**579.17**	**10.87%**
HDFC Bank Ltd.	INE040A01034		Banks	14668	172.74	3.24%
Infosys Ltd.	INE009A01021		Software	16846	123.26	2.31%
ICICI Bank Ltd.	INE090A01021		Banks	11000	54.70	1.03%
Maruti Suzuki India Ltd.	INE585B01010		Auto	610	38.33	0.72%
Motherson Sumi Systems Ltd.	INE775A01035		Auto Ancillaries	28125	29.15	0.55%
Axis Bank Ltd.	INE238A01034		Banks	4138	28.85	0.54%
NTPC Ltd.	INE733E01010		Power	26028	27.73	0.52%
Bharti Airtel Ltd.	INE397D01024		Telecom - Services	5247	27.47	0.52%
Coal India Ltd.	INE522F01014		Minerals/Mining	14415	24.27	0.46%
Asian Paints Ltd.	INE021A01026		Consumer Non Durables	1200	21.58	0.41%
Larsen & Toubro Ltd.	INE018A01030		Construction Project	1231	14.62	0.27%
State Bank Of India	INE062A01020		Banks	3000	9.09	0.17%
ITC Ltd.	INE154A01025		Consumer Non Durables	3737	7.38	0.14%
Unlisted					**Nil**	**Nil**
Debt Instruments					**3886.36**	**72.95%**
Listed / Awaiting Listing On Stock Exchanges					**3886.36**	**72.95%**
Government Securities					**2014.26**	**37.81%**
State Government of Rajasthan	IN2920160065	8.01	SOV	2000000	2014.26	37.81%
Non-Convertible debentures / Bonds					**1336.84**	**25.09%**
HDFC Ltd. **	INE001A07QB1	11.58	CRISIL AAA	5	502.13	9.42%
LIC Housing Finance Ltd. **	INE115A07HR4	8.6	CRISIL AAA	30	302.35	5.67%
NABARD **	INE261F08527	8.37	CRISIL AAA	18	181.23	3.40%
Bajaj Finance Ltd. **	INE296A07PZ8	7.62	CRISIL AAA	15	150.54	2.83%
Small Industries Development Bank Of India **	INE556F08IV6	7.25	CARE AAA	12	120.31	2.26%
Power Finance Corporation Ltd. **	INE134E08HF0	8.38	CRISIL AAA	5	50.20	0.94%
Power Finance Corporation Ltd. **	INE134E08IS1	7.05	CRISIL AAA	3	30.08	0.56%
Zero Coupon Bonds / Deep Discount Bonds					**535.26**	**10.05%**
Kotak Mahindra Investments Ltd. **	INE975F07FQ6		CRISIL AAA	55	535.26	10.05%
Privately Placed/unlisted					**Nil**	**Nil**
Non-Convertible debentures / Bonds					**Nil**	**Nil**
Zero Coupon Bonds / Deep Discount Bonds					**Nil**	**Nil**
Securitized Debt Instruments					**Nil**	**Nil**
Term Deposits					**Nil**	**Nil**
Deposits (maturity not exceeding 91 days)					**Nil**	**Nil**
Deposits (Placed as Margin)					**Nil**	**Nil**
Money Market Instruments					**254.24**	**4.77%**
CPs and CDs					**254.24**	**4.77%**
Small Industries Development Bank Of India **	INE556F16705		CRISIL A1+	260	254.24	4.77%
Treasury Bills					**Nil**	**Nil**
TREPS					**528.24**	**9.91%**
Units of Real Estate Investment Trust (REITs)					**Nil**	**Nil**
Net Current Assets					**79.75**	**1.50%**
Total Net Assets					**5327.76**	**100.00%**

Non-Convertible debentures / Bonds & Zero Coupon Bonds / Deep Discount Bonds are considered as Traded based on the information provided by external agencies.

** Non Traded / Illiquid Securities.

Net Current Assets is adjusted to the extent of short derivatives positions, if any.

For the Instrument/security whose final ISIN is yet to be assigned, disclosure of ISIN has been made as per the details provided by external agencies.

ICICI Prudential Mutual Fund

ICICI Prudential Capital Protection Oriented Fund - Series XI - Plan D 1247 Days

Portfolio as on Feb 29,2020

Company/Issuer/Instrument Name	ISIN	Coupon	Industry/Rating	Quantity	Exposure/Market Value(Rs.Lakh)	% to Nav
Equity & Equity Related Instruments					**678.03**	**8.37%**
Listed / Awaiting Listing On Stock Exchanges					**678.03**	**8.37%**
Infosys Ltd.	INE009A01021		Software	25532	186.82	2.31%
Motherson Sumi Systems Ltd.	INE775A01035		Auto Ancillaries	86541	89.70	1.11%
HDFC Bank Ltd.	INE040A01034		Banks	7028	82.77	1.02%
ICICI Bank Ltd.	INE090A01021		Banks	14000	69.62	0.86%
Maruti Suzuki India Ltd.	INE585B01010		Auto	720	45.24	0.56%
Asian Paints Ltd.	INE021A01026		Consumer Non Durables	2350	42.25	0.52%
NTPC Ltd.	INE733E01010		Power	35398	37.72	0.47%
Axis Bank Ltd.	INE238A01034		Banks	4740	33.05	0.41%
Bharti Airtel Ltd.	INE397D01024		Telecom - Services	6179	32.35	0.40%
State Bank Of India	INE062A01020		Banks	6500	19.70	0.24%
Larsen & Toubro Ltd.	INE018A01030		Construction Project	1592	18.91	0.23%
Coal India Ltd.	INE522F01014		Minerals/Mining	6216	10.47	0.13%
ITC Ltd.	INE154A01025		Consumer Non Durables	4775	9.43	0.12%
Unlisted					**Nil**	**Nil**
Debt Instruments					**6079.13**	**75.06%**
Listed / Awaiting Listing On Stock Exchanges					**6079.13**	**75.06%**
Government Securities					**3117.12**	**38.49%**
State Government of Uttar Pradesh	IN3320160044	8.03	SOV	2300000	2313.20	28.56%
State Government of Rajasthan	IN2920160065	8.01	SOV	500000	503.57	6.22%
State Government of Rajasthan	IN2920150298	8.39	SOV	300000	300.35	3.71%
Non-Convertible debentures / Bonds					**2241.84**	**27.68%**
HDFC Ltd. **	INE001A07QB1	11.58	CRISIL AAA	8	803.41	9.92%
LIC Housing Finance Ltd. **	INE115A07HQ6	8.6	CRISIL AAA	50	503.73	6.22%
NABARD **	INE261F08527	8.37	CRISIL AAA	25	251.71	3.11%
HDB Financial Services Ltd. **	INE756I07BJ8	7.7	CRISIL AAA	23	230.85	2.85%
Power Finance Corporation Ltd. **	INE134E08CX4	8.7	CRISIL AAA	20	201.05	2.48%
Power Grid Corporation Of India Ltd. **	INE752E07MM7	8.4	CRISIL AAA	10	100.57	1.24%
Bajaj Finance Ltd. **	INE296A07PZ8	7.62	CRISIL AAA	10	100.36	1.24%
Power Grid Corporation Of India Ltd. **	INE752E07NM5	8.13	CRISIL AAA	5	50.16	0.62%
Zero Coupon Bonds / Deep Discount Bonds					**720.17**	**8.89%**
Kotak Mahindra Investments Ltd. **	INE975F07FQ6		CRISIL AAA	74	720.17	8.89%
Privately Placed/unlisted					**Nil**	**Nil**
Non-Convertible debentures / Bonds					**Nil**	**Nil**
Zero Coupon Bonds / Deep Discount Bonds					**Nil**	**Nil**
Securitized Debt Instruments					**Nil**	**Nil**
Term Deposits					**Nil**	**Nil**
Deposits (maturity not exceeding 91 days)					**Nil**	**Nil**
Deposits (Placed as Margin)					**Nil**	**Nil**
Money Market Instruments					**400.92**	**4.95%**
CPs and CDs					**400.92**	**4.95%**
Small Industries Development Bank Of India **	INE556F16705		CRISIL A1+	410	400.92	4.95%
Treasury Bills					**Nil**	**Nil**
TREPS					**765.12**	**9.45%**
Units of Real Estate Investment Trust (REITs)					**Nil**	**Nil**
Net Current Assets					**175.35**	**2.17%**
Total Net Assets					**8098.55**	**100.00%**

Non-Convertible debentures / Bonds & Zero Coupon Bonds / Deep Discount Bonds are considered as Traded based on the information provided by external agencies.

** Non Traded / Illiquid Securities.

Net Current Assets is adjusted to the extent of short derivatives positions, if any.

For the Instrument/security whose final ISIN is yet to be assigned, disclosure of ISIN has been made as per the details provided by external agencies.

ICICI Prudential Mutual Fund

ICICI Prudential Capital Protection Oriented Fund - Series XI - Plan E 1222 Days

Portfolio as on Feb 29,2020

Company/Issuer/Instrument Name	ISIN	Coupon	Industry/Rating	Quantity	Exposure/Market Value(Rs.Lakh)	% to Nav
Equity & Equity Related Instruments					**543.70**	**10.71%**
Listed / Awaiting Listing On Stock Exchanges					**543.70**	**10.71%**
Kotak Mahindra Bank Ltd.	INE237A01028		Banks	6590	106.78	2.10%
Infosys Ltd.	INE009A01021		Software	13660	99.95	1.97%
HDFC Bank Ltd.	INE040A01034		Banks	5356	63.07	1.24%
ICICI Bank Ltd.	INE090A01021		Banks	9000	44.75	0.88%
Maruti Suzuki India Ltd.	INE585B01010		Auto	572	35.94	0.71%
Larsen & Toubro Ltd.	INE018A01030		Construction Project	2780	33.01	0.65%
Sun Pharmaceutical Industries Ltd.	INE044A01036		Pharmaceuticals	8000	29.83	0.59%
Bharti Airtel Ltd.	INE397D01024		Telecom - Services	4933	25.82	0.51%
ITC Ltd.	INE154A01025		Consumer Non Durables	13006	25.69	0.51%
Axis Bank Ltd.	INE238A01034		Banks	3588	25.02	0.49%
Asian Paints Ltd.	INE021A01026		Consumer Non Durables	1074	19.31	0.38%
State Bank Of India	INE062A01020		Banks	6000	18.18	0.36%
Coal India Ltd.	INE522F01014		Minerals/Mining	9710	16.35	0.32%
Unlisted					**Nil**	**Nil**
Debt Instruments					**3985.53**	**78.51%**
Listed / Awaiting Listing On Stock Exchanges					**3485.49**	**68.66%**
Government Securities					**2215.69**	**43.65%**
State Government of Rajasthan	IN2920160065	8.01	SOV	2200000	2215.69	43.65%
Non-Convertible debentures / Bonds					**1244.97**	**24.53%**
HDFC Ltd. **	INE001A07QB1	11.58	CRISIL AAA	5	502.13	9.89%
LIC Housing Finance Ltd. **	INE115A07GX4	8.68	CRISIL AAA	32	320.69	6.32%
Power Finance Corporation Ltd. **	INE134E08CX4	8.7	CRISIL AAA	10	100.53	1.98%
Power Finance Corporation Ltd. **	INE134E08IY9	7.42	CRISIL AAA	10	100.50	1.98%
LIC Housing Finance Ltd. **	INE115A07LR6	7.74	CRISIL AAA	10	100.34	1.98%
Power Finance Corporation Ltd. **	INE134E08HP9	8.53	CRISIL AAA	5	50.43	0.99%
Power Grid Corporation Of India Ltd. **	INE752E07MM7	8.4	CRISIL AAA	5	50.28	0.99%
Bajaj Finance Ltd. **	INE296A07PZ8	7.62	CRISIL AAA	2	20.07	0.40%
Zero Coupon Bonds / Deep Discount Bonds					**24.83**	**0.49%**
HDB Financial Services Ltd. **	INE756I07BF6		CRISIL AAA	2	24.83	0.49%
Privately Placed/unlisted					**500.04**	**9.85%**
Non-Convertible debentures / Bonds					**500.04**	**9.85%**
Tata Sons Ltd. **	INE895D08766	7.9	CRISIL AAA	50	500.04	9.85%
Zero Coupon Bonds / Deep Discount Bonds					**Nil**	**Nil**
Securitized Debt Instruments					**Nil**	**Nil**
Term Deposits					**Nil**	**Nil**
Deposits (maturity not exceeding 91 days)					**Nil**	**Nil**
Deposits (Placed as Margin)					**Nil**	**Nil**
Money Market Instruments					**283.58**	**5.59%**
CPs and CDs					**283.58**	**5.59%**
Small Industries Development Bank Of India **	INE556F16705		CRISIL A1+	290	283.58	5.59%
Treasury Bills					**Nil**	**Nil**
TREPS					**145.13**	**2.86%**
Units of Real Estate Investment Trust (REITs)					**Nil**	**Nil**
Net Current Assets					**118.33**	**2.33%**
Total Net Assets					**5076.27**	**100.00%**

Non-Convertible debentures / Bonds & Zero Coupon Bonds / Deep Discount Bonds are considered as Traded based on the information provided by external agencies.

** Non Traded / Illiquid Securities.

Net Current Assets is adjusted to the extent of short derivatives positions, if any.

For the Instrument/security whose final ISIN is yet to be assigned, disclosure of ISIN has been made as per the details provided by external agencies.

ICICI Prudential Mutual Fund

ICICI Prudential Capital Protection Oriented Fund - Series XII - Plan A 1168 Days

Portfolio as on Feb 29,2020

Company/Issuer/Instrument Name	ISIN	Coupon	Industry/Rating	Quantity	Exposure/Market Value(Rs.Lakh)	% to Nav
Equity & Equity Related Instruments					**312.11**	**9.90%**
Listed / Awaiting Listing On Stock Exchanges					**312.11**	**9.90%**
Infosys Ltd.	INE009A01021		Software	10464	76.57	2.43%
ICICI Bank Ltd.	INE090A01021		Banks	7000	34.81	1.10%
HDFC Bank Ltd.	INE040A01034		Banks	2380	28.03	0.89%
NTPC Ltd.	INE733E01010		Power	24935	26.57	0.84%
Sun Pharmaceutical Industries Ltd.	INE044A01036		Pharmaceuticals	7000	26.10	0.83%
Maruti Suzuki India Ltd.	INE585B01010		Auto	329	20.67	0.66%
Axis Bank Ltd.	INE238A01034		Banks	2575	17.96	0.57%
Coal India Ltd.	INE522F01014		Minerals/Mining	9895	16.66	0.53%
ITC Ltd.	INE154A01025		Consumer Non Durables	7678	15.17	0.48%
Bharti Airtel Ltd.	INE397D01024		Telecom - Services	2837	14.85	0.47%
Asian Paints Ltd.	INE021A01026		Consumer Non Durables	754	13.56	0.43%
Tata Consultancy Services Ltd.	INE467B01029		Software	473	9.46	0.30%
State Bank Of India	INE062A01020		Banks	3000	9.09	0.29%
Larsen & Toubro Ltd.	INE018A01030		Construction Project	220	2.61	0.08%
Unlisted					**Nil**	**Nil**
Debt Instruments					**2471.11**	**78.37%**
Listed / Awaiting Listing On Stock Exchanges					**2261.09**	**71.71%**
Government Securities					**1214.05**	**38.50%**
State Government of Punjab	IN2820100021	8.32	SOV	1200000	1214.05	38.50%
Non-Convertible debentures / Bonds					**1047.04**	**33.21%**
HDFC Ltd. **	INE001A07QI6	10.98	CRISIL AAA	3	304.11	9.64%
LIC Housing Finance Ltd. **	INE115A07LN5	7.78	CRISIL AAA	30	301.13	9.55%
Power Finance Corporation Ltd. **	INE134E08JA7	7.3	CRISIL AAA	21	210.90	6.69%
HDB Financial Services Ltd. **	INE756I07BJ8	7.7	CRISIL AAA	15	150.56	4.77%
Bajaj Finance Ltd. **	INE296A07PZ8	7.62	CRISIL AAA	7	70.25	2.23%
Indian Railway Finance Corporation Ltd. **	INE053F09HI1	8.5	CRISIL AAA	1	10.09	0.32%
Zero Coupon Bonds / Deep Discount Bonds					**Nil**	**Nil**
Privately Placed/unlisted					**210.02**	**6.66%**
Non-Convertible debentures / Bonds					**210.02**	**6.66%**
Tata Sons Ltd. **	INE895D08766	7.9	CRISIL AAA	21	210.02	6.66%
Zero Coupon Bonds / Deep Discount Bonds					**Nil**	**Nil**
Securitized Debt Instruments					**Nil**	**Nil**
Term Deposits					**Nil**	**Nil**
Deposits (maturity not exceeding 91 days)					**Nil**	**Nil**
Deposits (Placed as Margin)					**Nil**	**Nil**
Money Market Instruments					**156.46**	**4.96%**
CPs and CDs					**156.46**	**4.96%**
Small Industries Development Bank Of India **	INE556F16705		CRISIL A1+	160	156.46	4.96%
Treasury Bills					**Nil**	**Nil**
TREPS					**152.98**	**4.85%**
Units of Real Estate Investment Trust (REITs)					**Nil**	**Nil**
Net Current Assets					**60.47**	**1.92%**
Total Net Assets					**3153.13**	**100.00%**

Non-Convertible debentures / Bonds & Zero Coupon Bonds / Deep Discount Bonds are considered as Traded based on the information provided by external agencies.

** Non Traded / Illiquid Securities.

Net Current Assets is adjusted to the extent of short derivatives positions, if any.

For the Instrument/security whose final ISIN is yet to be assigned, disclosure of ISIN has been made as per the details provided by external agencies.

ICICI Prudential Mutual Fund

ICICI Prudential Capital Protection Oriented Fund - Series XII - Plan C 1270 Days

Portfolio as on Feb 29,2020

Company/Issuer/Instrument Name	ISIN	Coupon	Industry/Rating	Quantity	Exposure/Market Value(Rs.Lakh)	% to Nav
Equity & Equity Related Instruments					**240.53**	**8.30%**
Listed / Awaiting Listing On Stock Exchanges					**240.53**	**8.30%**
Bharti Airtel Ltd.	INE397D01024		Telecom - Services	13224	69.23	2.39%
NTPC Ltd.	INE733E01010		Power	32966	35.13	1.21%
Oil & Natural Gas Corporation Ltd.	INE213A01029		Oil	31027	28.53	0.98%
State Bank Of India	INE062A01020		Banks	8176	24.77	0.85%
Sun Pharmaceutical Industries Ltd.	INE044A01036		Pharmaceuticals	6000	22.37	0.77%
Motherson Sumi Systems Ltd.	INE775A01035		Auto Ancillaries	18537	19.21	0.66%
ITC Ltd.	INE154A01025		Consumer Non Durables	7836	15.48	0.53%
Larsen & Toubro Ltd.	INE018A01030		Construction Project	1202	14.27	0.49%
Asian Paints Ltd.	INE021A01026		Consumer Non Durables	642	11.54	0.40%
Unlisted					**Nil**	**Nil**
Debt Instruments					**2382.11**	**82.16%**
Listed / Awaiting Listing On Stock Exchanges					**2131.24**	**73.51%**
Government Securities					**1215.97**	**41.94%**
State Government of Rajasthan	IN2920150306	8.39	SOV	1000000	1026.66	35.41%
State Government of Rajasthan	IN2920150405	8.21	SOV	135000	138.48	4.78%
State Government of Punjab	IN2820100054	8.34	SOV	50000	50.83	1.75%
Non-Convertible debentures / Bonds					**915.27**	**31.57%**
LIC Housing Finance Ltd. **	INE115A07JF5	8.6	CRISIL AAA	25	254.75	8.79%
HDB Financial Services Ltd. **	INE756I07BL4	7.52	CRISIL AAA	25	251.13	8.66%
NHPC Ltd. **	INE848E07419	8.78	ICRA AAA	200	205.15	7.08%
HDFC Ltd. **	INE001A07OO9	8.75	CRISIL AAA	2	204.24	7.04%
Zero Coupon Bonds / Deep Discount Bonds					**Nil**	**Nil**
Privately Placed/unlisted					**250.87**	**8.65%**
Non-Convertible debentures / Bonds					**250.87**	**8.65%**
Tata Sons Ltd. **	INE895D08725	7.85	CRISIL AAA	25	250.87	8.65%
Zero Coupon Bonds / Deep Discount Bonds					**Nil**	**Nil**
Securitized Debt Instruments					**Nil**	**Nil**
Term Deposits					**Nil**	**Nil**
Deposits (maturity not exceeding 91 days)					**Nil**	**Nil**
Deposits (Placed as Margin)					**Nil**	**Nil**
Money Market Instruments					**Nil**	**Nil**
CPs and CDs					**Nil**	**Nil**
Treasury Bills					**Nil**	**Nil**
TREPS					**179.83**	**6.20%**
Units of Real Estate Investment Trust (REITs)					**Nil**	**Nil**
Net Current Assets					**96.74**	**3.34%**
Total Net Assets					**2899.21**	**100.00%**

Non-Convertible debentures / Bonds & Zero Coupon Bonds / Deep Discount Bonds are considered as Traded based on the information provided by external agencies.

** Non Traded / Illiquid Securities.

Net Current Assets is adjusted to the extent of short derivatives positions, if any.

For the Instrument/security whose final ISIN is yet to be assigned, disclosure of ISIN has been made as per the details provided by external agencies.

Number of Instances of Deviation In valuation Of Securities as per Sebi circular ref no SEBI/HO/IMD/DF4/CIR/P/2019/102 dated September 24, 2019- Nil