

CO:IRD:2023:24:106

08th June, 2023

National Stock Exchange of India Limited Exchange Plaza, Plot No.C/1, 'G' Block, Bandra-Kurla Complex, Bandra (E), Mumbai-400 051 Symbol – CENTRALBK	BSE Ltd. Corporate Relationship Department Phiroze Jeejeebhoy Towers, Dalal Street, Fort Mumbai -400001 Scrip Code – 532885
---	--

Madam/Dear Sir,

Subject: Annual Report of the Bank for the Financial Year 2022-23.

Pursuant to Regulation 34 (1) of the SEBI (Listing Obligations and Disclosure Requirements) Regulations, 2015, please find herewith the enclosed Annual Report of the Bank for the FY 2022-23. The Annual Report of the Bank for FY 2022-23 is also available on the Bank's website under following weblink:-
<https://centralbankofindia.co.in/en/Annual-Reports>

Please take the above on your record.

Thanking you,


Yours faithfully,

For CENTRAL BANK OF INDIA


CHANDRAKANT BHAGWAT
Company Secretary & Compliance Officer



Encl :- A/a



STRENGTHENING OUR CORE, SECURING YOUR TRUST

Transforming Challenges into Opportunities

ANNUAL REPORT
2022-23

In an era of diverse challenges, the Central Bank of India stands firm and adapts to the changing environment. We adapt, evolve, and push our boundaries. We take strides to make progression a norm, and not an exception. Challenges are embraced as opportunities for growth and development, and every step taken is a stepping-stone towards a brighter future. This transformative journey underpins our commitment to strengthening our core and securing your trust.

Our resilience stems from fortifying our core operations, diligently balancing retail and mid-market (RAM) and corporate credit. This balance, a testament to our sustainable growth strategy, reflects our robust resilience to market volatility.

Securing your trust is central to us. We're beginning to transcend important fundamental parameters, indicating our commitment to transparency and integrity. Our return to sequential positive net profits, and exceeding INR1,582 crores in FY23, is an indicator of our return towards

r e ou,

o ou,

Contents



26

Our Commitment to
***Inclusive Lending and
Prosperity***

NOTICE

Notice of 16th Annual General Meeting 30

Directors' Report 2022-23	47
Secretarial Audit Report	51
Certificate of Non-Disqualification of Directors	54
Management Discussion and Analysis	55
Corporate Governance Report	92
Certificate Under Regulation 17(8) of SEBI (Listing Obligations and Disclosure Requirements) Regulations, 2015	116
Independent Auditor's Certificate	117
Business Responsibility and Sustainability Report 2022-23	119
Dividend Distribution Policy of Bank	142

REPORTS

Independent Auditors' Report (Standalone)	143
Standalone Financial Statements	152
Independent Auditors' Report (Consolidated)	207
Consolidated Financial Statements	214
Pillar 3 (Basel III) Disclosures as on 31.03.2023	247

FINANCIALS

Corporate Information

Board of Directors

Shri M V Rao

Shri Alok Srivastava

(Ceased to be Director on 30.11.2022)

Shri Vivek Wahi

Shri Rajeev Puri

Shri M V Murali Krishna (w.e.f 01.12.2022)

Dr. Bhushan Kumar Sinha

(Ceased to be Director on 11.04.2022)

Shri Hardik Mukesh Sheth (w.e.f. 11.04.2022)

Shri P J Thomas

Shri Dinesh Pangtey

Shri Pradip Pranlal Khimani

Shri Priavrat Sharma (w.e.f. 08.05.2023)

Auditors

M/s Chhajer & Doshi

M/s A S K A & Co. (Formerly M/s Ambekar Shelar Karve & Ambardekar & Co.)

M/s Kishore & Kishore

M/s A.R. & Co.

Registrar and Share Transfer Agents

For Equity Shares

Link Intime India Pvt. Ltd.

C-101, 247 Park,
LBS Marg, Vikhroli (West),
Mumbai - 400 083.

Tel. : 022-4918 6270

Fax : 022-4918 6060

E-mail ID : rnt.helpdesk@linkintime.co.in

For Bonds (Debentures)

MCS Share Transfer Agent Limited

Office No.3B3, 3rd Floor "B" Wing,
Gundecha Onclave Premises Co-op Society Ltd.,
Kherani Road, Sakinaka, Andheri (East),
Mumbai - 400 072.

Tel. : 022-2851 6021

E-mail ID : helpdesk@mcsregistrars.com

Address for Coresspondence with the Bank

AGM / Company Secretary and Compliance Officer

Shri Chandrakant Bhagwat

Central Bank of India, 9th Floor,
Chandermukhi, Nariman Point,
Mumbai - 400 021

Tel : 022 - 6638 7818 / 7575

E-mail ID : agmcompsec@centralbank.co.in/
investors@centralbank.co.in



Functional Heads

CVO		
1.	Shri Sunil Arora	B.COM. (HONS.)
General Managers		
2.	Shri Umesh K Singh	B.E. (COM. SC & ENGG), CAIIB, DIPIN TR, INVST, RSK
3.	Shri E.Ratankumar	M.TECH., B.E.
4.	Shri Smruti Ranjan Dash	M.A., CAIIB
5.	Shri K Satyanarayanan	M.COM., PGDIT, CAIIB
6.	Shri Mukul N Dandige (Chief Financial Officer)	B.SC., CAIIB
7.	Shri B.S. Harilal	B.SC., CAIIB
8.	Shri Mohit Kodnani	B.E., CAIIB
9.	Shri Vivek Kumar	B.SC., B.ED., MMS, MBA, CAIIB
10.	Shri A.D.Srinivas	B.COM., CAIIB
11.	Shri V V Natarajan	B.SC., PGDHRM, CAIIB
12.	Shri Srinivasa S Rao	B.A., CAIIB, MBA(FINANCE)
13.	Shri Vasti Venkatesh	B.SC., CAIIB, MBA (BANKING & FINANCE)
14.	Shri Jaswinder Singh Sawhney	M.SC., CAIIB
15.	Shri Shiv Kumar Gupta	B.COM., M.A (ECO), CAIIB
16.	Shri Rajesh Kumar	M.SC, CAIIB, MBA
17.	Shri B.B.Mutreja	B.A., CAIIB
18.	Shri T.S.Balachandran	B.SC., CAIIB, MBA
19.	Shri Sohail Ahmad	B.COM., CAIIB, ICWA (INT)
20.	Shri Shishram Tundwal	B.COM.,CAIIB
21.	Shri Kushal Pal	M.A., CAIIB
22.	Shri K S N V Subba Rao	B.COM., LLB, CAIIB
23.	Shri Rajesh Verma	B.COM., LLB, CAIIB
24.	Shri Y Anil Kumar	M.SC., PGDCS, MCA, CAIIB
25.	Shri Ajay Kumar Singh	M.SC., CAIIB
26.	Shri Tarsem Singh Zira	MBA, CAIIB
27.	Shri Dhananjay Singh Rathour	B.SC., CAIIB
28.	Smt. Poppy Sharma	B.SC., (HONS.), MBA, CAIIB
29.	Shri Satish Kumar Agarwal	B.SC., DBF, CAIIB
30.	Shri Vernagula Lakshman Rao	M.SC. (AG.)
31.	Shri P Anup Kumar	M.COM., CAIIB
Company Secretary		
32.	Shri Chandrakant Bhagwat	B.COM., LLB, ACS, MBA

STRATEGY

NOTICE

REPORTS

FINANCIALS

Our Vast Network

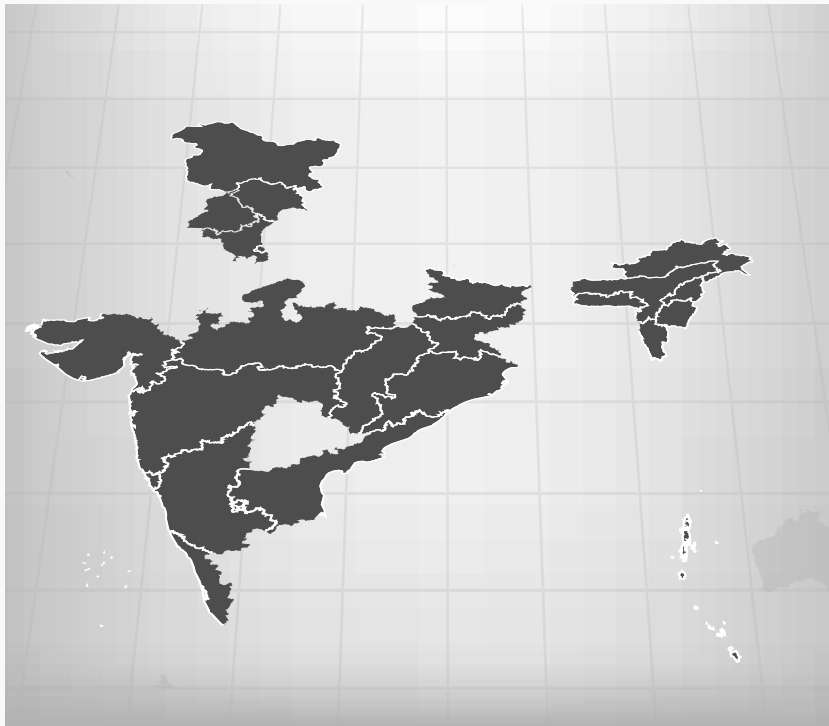
The Central Bank of India truly epitomizes an 'All-India Bank' due to its comprehensive coverage across the nation. Boasting an extensive footprint, the bank has left its mark in each of the 28 states, as well as in 7 of the 8 Union Territories in India, including NCT Delhi.

As of March 31, 2023, the Central Bank of India offers a network of

18,204 customer touch points across the country. This impressive network consists of 4,493 branches, a robust fleet of 3,752 ATMs, and an extensive system of 9,959 BC Outlets.

In addition to its broad geographical reach, the Bank takes pride in its robust presence in rural and semi-urban locales. This commitment to inclusivity is demonstrated by the

fact that 65.21% of our branches are strategically situated in rural and semi-urban centres, underscoring our dedication to serve every corner of the nation.



4,493

Branches

3,752

ATMs in Service

₹2,17,779 crore

Advances (31st March 2023)

9,959

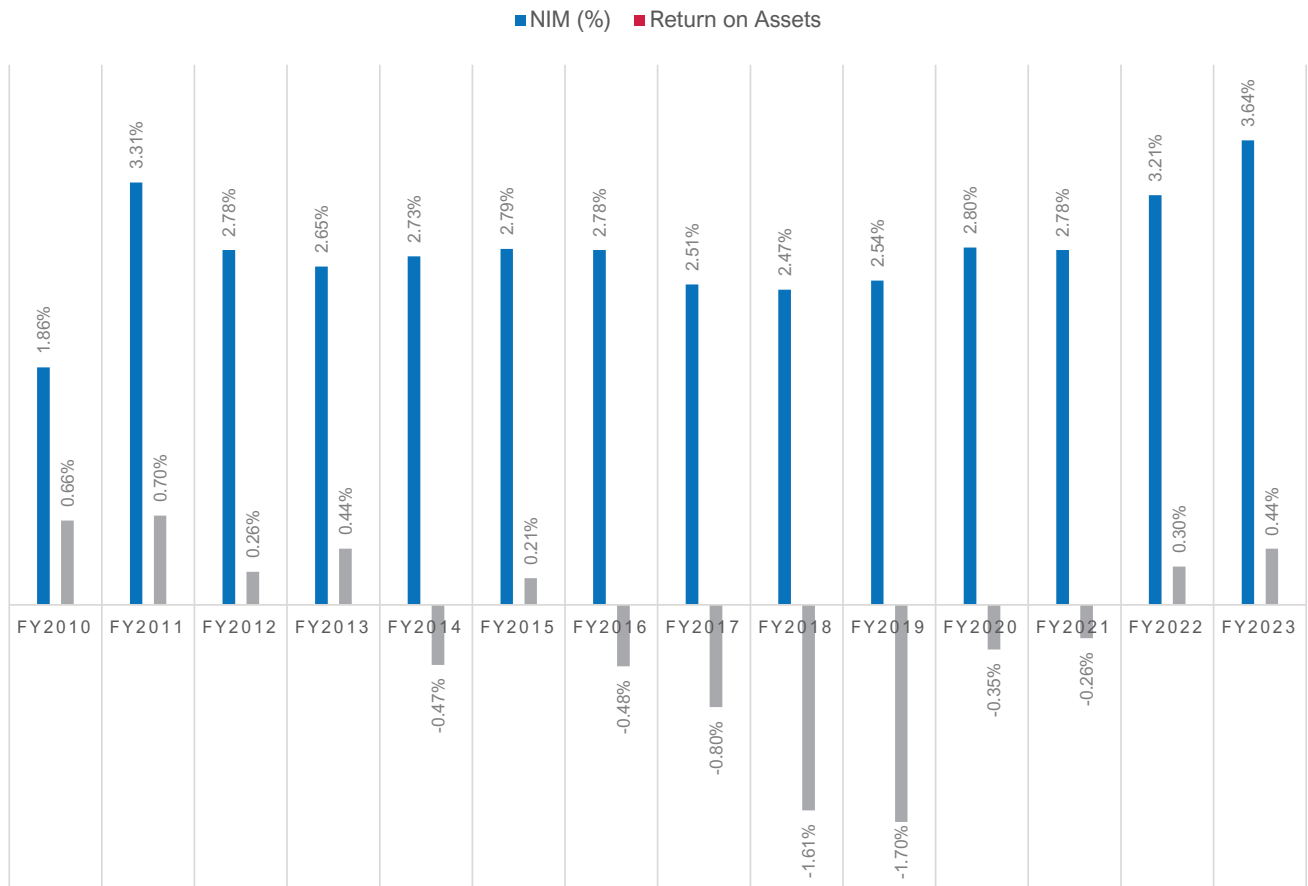
Business Correspondent Agents

₹3,59,296 crore

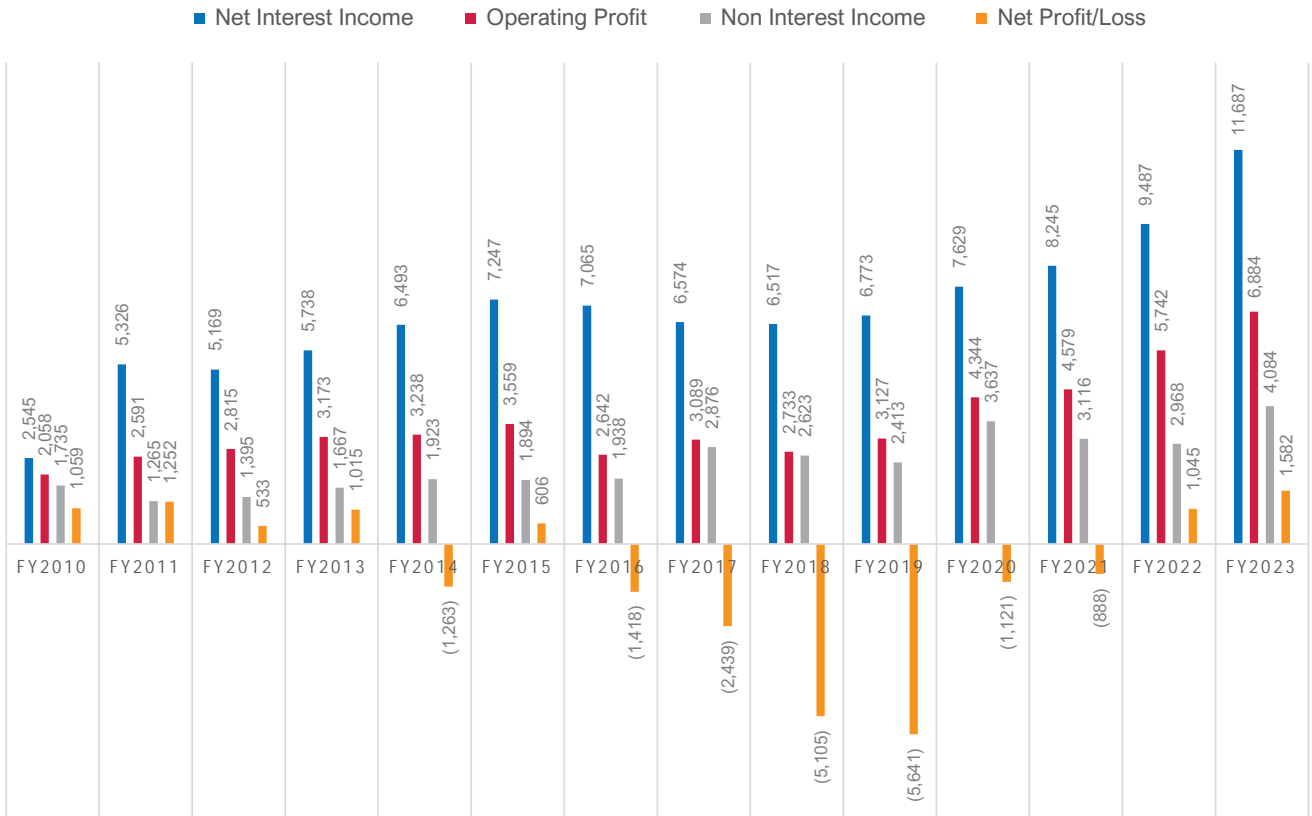
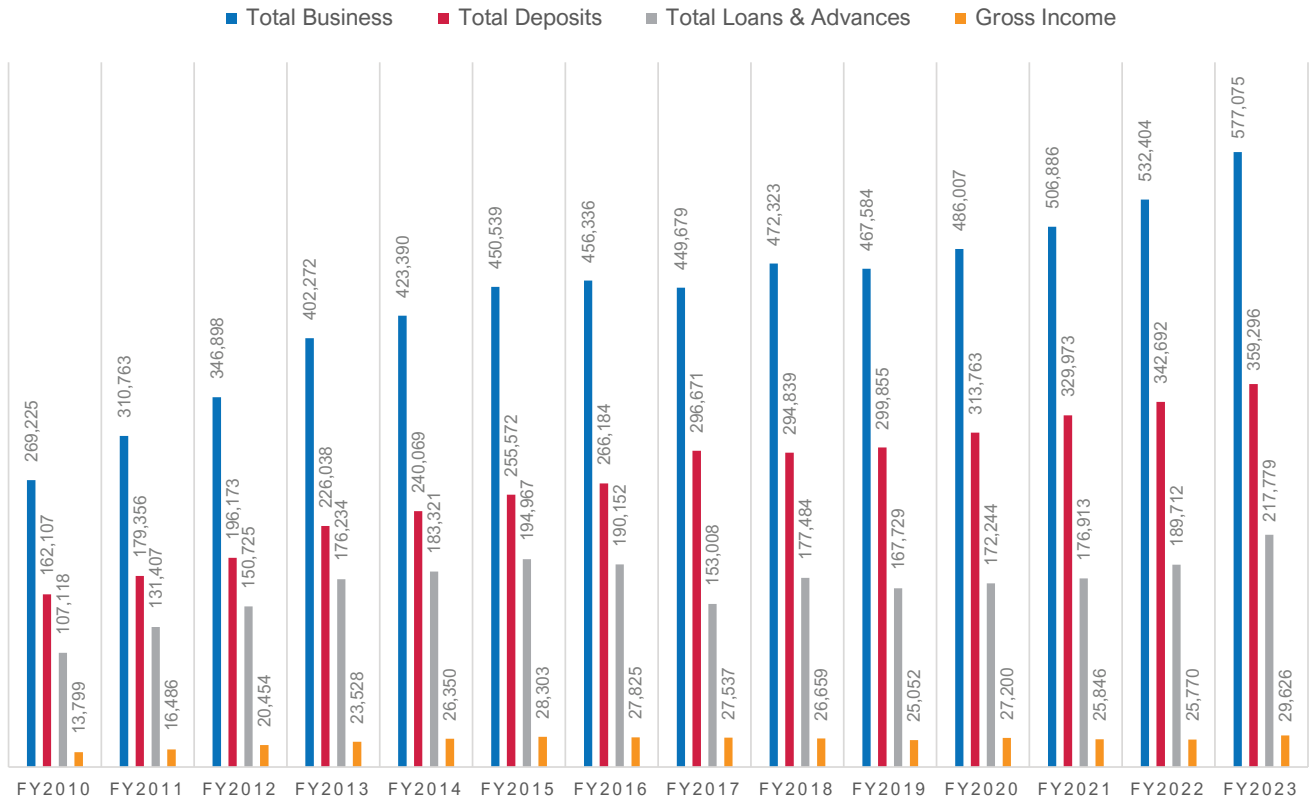
Deposits (31st March 2023)

Performance Highlights

Over the span of an impressive 112-year journey, your Bank has navigated through turbulent waters and surmounted numerous obstacles, each time re-emerging more resilient than before. Now, we stand on the precipice of evolving into an indispensable contributor to the economy. As we move ahead, our steadfast commitment remains focused on achieving our core operating profit targets across each business division, and enhancing *unimpeded by challenges, bolstered by our steadfast resolve.*



(₹ in Crore)



STRATEGY

NOTICE

REPORTS

FINANCIALS

Message from the desk of the MD and CEO



M V Rao

Managing Director



I am confident that with our clear strategic focus, superior execution and

to deliver industry-leading results in

I am delighted to present the Annual Report of your Bank for Financial Year (FY) 2022-23. This year has been a remarkable year for the Bank and Bank has come out from RBI's PCA framework in the month of September, 2022.

We emerged more resilient and reinvigorated, and our confidence in our capabilities is reflected not only in our numbers but also in the trust that our customers have placed in us. I am grateful to our customers, partners, team members, and other stakeholders for their relentless collaboration to make this happen. I am presenting here highlights of the performance of our Bank for FY 2022-23.

Economic Outlook

The year 2022-23 was full of volatility across the world with global economy experiencing several shocks. Central banks across advanced and emerging economies raised interest rates slowing down the global economy. Indian economy has remained resilient with robust domestic demand. Service sector continued to register strong growth while manufacturing suffered a setback due to global slowdown and high commodity prices prevalent during the year. Inflation remains still a

concern for most Advanced Countries (AEs). However, series of mid-size bank failures in US has signaled that central banks might shift their stance towards pause of policy rates.

The International Monetary Fund (IMF) Report released in April 2023, revised down the growth of the global economy to 2.8% in 2022 and 3.0 % in 2024. AEs have slowed down due to series of rate hikes to tackle sticky inflation. Global inflation is expected to moderate slowly to 7.0 % in 2023 from 8.7 % in 2022 and further to 4.9 % in 2024.

AEs as a whole are expected to grow by 1.3 % in the year 2023, 140 basis points lower than the growth recorded in the year 2022. The growth rate of Euro area is expected to be 0.8 % while UK economy will contract by 0.3 % in 2023. Japan is estimated to grow at 1.3 % in 2023 after rebounding from technical recession in the year 2022.

The Emerging Market and Developing Economies (EMDEs) share in the world GDP is 58.3% and among these, China and India accounts for 18.5 % and 7.3 % share, respectively, for the year 2022. Russia is expected to report 0.7 % growth in year 2023. India is identified as a "bright spot" in the world economy and a key contributor to global growth in the coming years. Indian economy is projected to grow at 5.9 % in 2023 by IMF.

On Domestic front, NSO estimated GDP to expand by 7.2% in 2022-23. High credit growth continues to drive strong domestic demand amid slowing external demand. The Private Final Consumption Expenditure (PFCE) is an indicator of demand in the economy. PFCE increased by 7.5% in the year 2022-23 over 11.2% growth in 2021-22. Investment demand measured by Gross Fixed Capital Formation (GFCF) grew by 11.4% in 2022-23 from high base of 14.6% growth in 2021-22.

Union budget 2023-24, focuses on achieving vision for the Amrit Kaal through technology-driven and knowledge-based economy. It has identified 7 priorities for this year such as -Inclusive Development, Reaching the Last Mile, Infrastructure and Investment, Unleashing the Potential, Green Growth, Youth Power and Financial Sector. The finance ministry's Economic Survey has projected economic growth of India to be 6.5 % in the 2023-24.

Overall risks to the future outlook remain balanced, with after-effects of high interest rate evident more than ever and fears of contagion have risen in the global economy. Strong domestic demand, stability in rupee and capital expenditure by government and private sector with inflation under targeted range are positive possibilities.

Performance of the Bank

Business

During the Financial Year 2022-23, the Business of the Bank stood at ₹5,77,075 crore as compared to ₹5,32,404 crore in the Financial Year 2021-22 on 8.39% growth on YoY basis. Bank's business growth has remained robust in FY 2022-23, with deposit growth of 4.85% and advances growth of 14.79%. The Deposit of the Bank stood at ₹3,59,296 crore on March 31, 2023 as against ₹3,42,692 crore on March 31, 2022 with a growth of ₹16,604 crore.

The CASA share as a %age of Total Deposits stood at 50.39% on March 31, 2023 as against 50.58% on March 31, 2022. Total Advances stood at ₹2,17,779 crore in March 31, 2023 as against ₹1,89,712 crore in March 31, 2022 registering growth of 14.79% on YoY basis.

The Bank is always keen to maintain a well balanced assets mix, encompassing sectors such as Agriculture and Micro, Small & Medium Enterprises (MSMEs) as well as keeping a focus on other retail assets, including Housing, Education and Vehicle finance. Notable, Bank's MSME portfolio has shown growth of 16.87% with Retail loan portfolio growth

by 20.10% on YoY basis. Advances to MSMEs stood at ₹39,899 crore and Agriculture at ₹42,110 crore.

Financial Performance

The Operating Profit of the Bank stood at ₹6,884 crore in financial year 2022-23 as against ₹5,742 crore in financial

Message from the desk of MD and CEO

- » Small and Marginal Farmers – 11.57% of ANBC against norm of 9.50%
- » Weaker Section – 16.83 % of ANBC against norm of 11.50%

During the year Bank sold PSLCs worth ₹4,650.00 crores under Priority Sector (₹1,000 crores under General PS, ₹2,950 crores under Small and Marginal Farmers and ₹700 crores under Micro Enterprises). There is outstanding RIDF to the tune of ₹2,072.18 crores under Priority Sector of which ₹1,556.74 crores under Agriculture as on 31.03.2023.

These achievements indeed speak of the Bank's commitment to inclusive nation building.

Bank has been actively pursuing the agenda of Financial Inclusion with key interventions in offering appropriate financial products, making use of technology and enhancing financial literacy.

Bank also performed well under social security schemes launched by the Government of India. 21.21 Lakhs, 68.20 Lakhs and 19.40 Lakhs enrolments have been done under Pradhan Mantri Jeevan Jyoti Bima Yojana, Pradhan Mantri Suraksha Bima Yojana and Atal Pension Yojana, respectively.

Pan India Presence

As on 31st March, 2023, Bank has a Pan India presence with 18,204 Customer Touch Points. This includes a network of 4,493 branches, 3,752 ATMs and 9,959 BC Outlets. The Pan India presence covers all 28 States, 7 out of 8 Union Territories and NCT Delhi. The Bank has a strong Rural and Semi Urban presence with 65.21% of total branches in Rural and Semi Urban Centers.

Digital Banking & Alternate Delivery Channels

In the age of information and technology, the Bank recognizes the changing needs of the customers and caters to the needs of the young demographic base of the country.

Accordingly, the Bank gives thrust on digital footprints and alternate delivery channels.

As a result of this, the share of digital transactions through alternate delivery channels increased from 78.05% for FY 2021-22 to 78.12% for FY 2022-23.

Human Resources

Bank is committed towards creating a productive work environment for its employees and departments so as to maximize individual potential and expand organizational capacity. In this regard bank had taken various steps towards Designing, Developing and Implementing Best HR Practices like Competency based Roles, Performance based promotions, incentivizing learning's etc. to facilitate the creation of an environment where each member of the organization is able to contribute their best for augmentation of Business Growth.

Employee Engagement Survey, Capacity Building Initiatives to enhance capabilities of staffs, Mentorship Program, Succession Planning (IDPs), HR Policies Reviewed and made contemporary as well as user friendly, Engagement of Retirees on contractual basis, Engagement of Apprentices in the Bank, etc were some of the HR Interventions initiated during the Year.

Bank will continue its efforts towards aligning the HRD role with the evolving environment and initiating practices benefitting employees with a view to leading the organization in advancing its corporate objectives.

Covid-19 Relief for MSMEs/Small Businesses/ Corporates

Bank has continued extending its support during 2022-23 through various Government schemes launched in 2020-21 to MSMEs / Small Businesses / Corporates and extension of Guaranteed Emergency Credit Line 01, 02, 03, 04 to protect them from hardships caused due to the Covid-19 pandemic.

ECLGS	Number of Sanctions	Amount sanctioned (₹ in crore)
ECLGS 01	1,66,644	3,381.72
Extension of ECLGS 01	11,978	942.55
ECLGS 02	224	932.96
Extension of ECLGS 02	133	234.50
ECLGS 03	479	412.67
Extension of ECLGS 03	346	712.07
ECLGS 04	111	12.53

New Initiatives

"Success is not final; failure is not fatal: It is the courage to continue that counts." Bank has turned corner and came out from RBI's PCA framework during the FY 2022-23. This is due to vigorous engagement, commitment and new ideas implemented. Nevertheless, we will not be complacent and continue to thrive to envisage new and fresh ideas to keep the business flourish with new products and services besides fresh processes. With this impression, few of the new initiatives put forward are as follows:-

1. Technological Transformation:

Bank recognizes the need for technological transformation to leverage its customer base and drive future growth. On-going efforts in technology enhancement are expected to yield results starting from the third quarter of FY 2023-24. This initiative aims to improve operational efficiency, enhance customer experience, and support digital banking services.

Digital Initiatives – Bank has initiated Digital Transformation Project (Cent NEO) and the ambitious plans covers following Digital Transformation Journey:

- i) Universal App (Cent NEO) - Various services shall be offered on Assets, Liabilities, Wealth Management, Market Place, Cards etc, through App and Web interfaces.
- ii) Digital Lending Platform (DLP) - The DLP shall support lending in Straight Through Process (STP), Assisted and Semi-Assisted modes.
- iii) Integrated Customer Care - Modern Customer Care for Customer Services, Grievance Handling, Marketing & Sales etc. on variety of channels Call, Chat/Voice BoTs, IVR, WhatsApp etc.
- iv) Integrations Platform - Upgrading the middleware platform for seamless communication between internal and external systems. The components of this platform are Payment-hub, API Gateway, Middleware and Streaming.
- v) Collections Management - Unified collections management system with Technology, Call Centre and Feet On Street (FOS) services.

2. Centralised SWIFT Cell:

For ensuring better compliance in handling the Cross Border Outward Transactions, Bank has set-up a cell for Centralised SWIFT operations at International Division in the financial year 2022-23. All the cross border transactions are authorized at AD branch

level in Trade Finance Module i.e FX24. The SWIFT messages generated after authorization of transaction in FX24 by branch are authorized at Centralised SWIFT Cell at International Division. The cell scrutinize the documents and ensure the compliance with the various guidelines viz. latest custom/ DGFT guidelines/ Ministry of commerce guidelines along with RBI directions/ FEMA regulations / ICC rules / FEDAI rules etc.

3. Bank has launched Green Fixed Deposits, proceeds of which will be utilized towards funding green projects.
4. SMS Based Customer Feedback Mechanism implemented for Deposit, Withdrawal and Transfer.
5. Enterprise Fraud Risk Management Solution (EFRMS) has been implemented for Real Time Analysis and Blocking of suspicious transactions initiated through Alternate Channels like ATM, Internet banking, Mobile Banking and UPI. It is implemented to prevent fraudulent transactions done through various delivery channels
6. Initiated Digital Customer On-boarding through Video KYC (online channel) as part of hassle free customer on-boarding without visiting Branches.

Way Forward

In light of our results for FY 2022-23, I must express my joy for meeting shareholders expectation. "I am confident that with our clear strategic focus, superior execution and top-notch work force, we will continue to deliver industry-leading results in the future".

I would like to acknowledge and thank all the members of the Board for their valuable support, guidance and inputs to the management in our endeavors. I also thank the Government of India, Reserve Bank of India, SEBI, IBA, Stock Exchanges, Customers and all stakeholders for their support and guidance from time to time.

I am happy to present the Annual Report of the Bank for the Financial Year ended on March 31, 2023.

With best wishes,

Yours sincerely,

M V Rao

Place: Mumbai

Date: May 24, 2023





STRATEGY


NOTICE

REPORTS

FINANCIALS

Unleashing Digital Momentum: | Powering Retail Lending Through **Digital Transformation**

Visualizing Success: The Year-on-Year Retail Adv EMC cnucc A



Digital Initiatives	What we did	How it impacted our Retail Lending
Digital Lending Platforms	Partnership with fintech companies for retail asset lending.	Streamlined and digitalized lending processes, improving customer experience and expanding lending capabilities.
Partnerships with Auto Manufacturers & Builders	MOUs with leading car manufacturers and builders.	Facilitated specialized lending for home and vehicle purchases, thereby expanding the retail lending portfolio.
Disaster Recovery Centre	Comprehensive setup to ensure business continuity.	Minimal disruption to retail lending services during calamities.
Customer onboarding via Video KYC	Introduced Customer onboarding Journey through Video KYC.	Simplified and expedited the onboarding process, promoting customer convenience and contributing to an increase in new retail accounts.
Implementation of Digi Funds Management Solution	Comprehensive fund management and payment monitoring solution.	Enhanced transparency and operational efficiency in retail lending transactions.
"Pre-Approved Personal Loan" (PAPL) Digital Module	A streamlined process for providing personal loans to existing customers.	Improved customer satisfaction and increased the number of personal loans provided.

Outlook: Striding Towards a Digital Future

With continuous technological enhancements and a customer-centric approach, Central Bank of India is committed to shaping the future of digital banking.

As we look ahead, Central Bank of India remains committed to leveraging technology and digital initiatives to fuel growth and improve service delivery. This commitment is reflected in our ongoing efforts to automate loan processing, reduce processing times, and create seamless customer banking experiences.

Our strategic tie-ups, participation in the government's financial inclusion initiatives, effective fund management, and consistent focus on customer-centric solutions only underscore our steadfast dedication to our mission. The future is digital, and at CBI, we are well on our way to shaping it, one transformation at a time.

Enhancing
Human Capital:

Our Strategic Roadmap For **Sustainable Growth**

of the future, its attention remains
 steadfastly focused on the
 importance of its human resources.
 The Bank recognizes the pivotal
 role its people play in realizing
 is reflected in the comprehensive
 Human Resources Development
 rounded approach to recruitment,
 promotion, employee benefits,
 development, and administrative
 the Bank's commitment to creating a
 resilient, future-ready workforce.

Investing in our people is investing in the Bank's future. Our robust Human Resource strategy - encompassing recruitment, promotion, and nurturing a conducive work environment - fuels our mission to excel in our lending business and growth aspirations. We believe in individual progress as the key to collective success.

Bolstering Workforce Strength for Future Aspirations

The Central Bank of India's staffing strength increased to 30,770 by the end of March 2023. This increase, distributed across officer, clerical, and sub-staff levels, was engineered to meet the needs of the Bank's lending business and its growth aspirations.

Strategic recruitment initiatives led to onboarding of 547 new Specialist Officers and 527 Probationary Officers, along with compassionate appointments in the sub-staff and clerical categories, further enriching the Bank's human capital.

The Bank conducted an extensive promotion process across scales and disciplines, leading to 795 clerks being promoted to Scale-I officers and 2,779 officers to higher grades and scales. Alongside, the Bank's fair and transparent transfer policies attended

to the needs of 724 officers on a pan-India basis. This comprehensive approach to career advancement is a testament to the Bank's commitment to fostering an environment conducive to professional growth.

30,770

The total staff strength of the Central Bank of India as of the end of March 2023

STRATEGY

NOTICE

REPORTS

FINANCIALS

Enhancing
Human Capital:

Our Strategic Roadmap for
Sustainable Growth

Cultivating a Rewarding Employee Experience

We firmly believe that our people are our greatest asset at the Central Bank of India. This ethos is reflected in our comprehensive and thoughtful Employee Benefits scheme, designed to support our staff's well-being and satisfaction within and beyond the workplace.

Health and wellness take precedence in our benefits program. We have provided medical facilities and insurance coverage, including comprehensive medical insurance with an additional Super Top-up facility. Special schemes such as the Corporate Buffer and the Retirees' Group Health Insurance Policy have also been implemented, ensuring that significant ailment expenses are catered for and that retired employees continue to receive medical coverage.

Our financial assistance and incentives further reinforce our commitment to our employees' welfare. We have enhanced the relief amount for funeral expenses and ex gratia payments to the families of deceased employees. We've increased canteen subsidy facilities for serving staff members and provided financial assistance for employees with special needs children. Rewards are also offered to employees whose children excel academically.

At the Central Bank of India, we see our people as our greatest asset, and our relentless focus on their development and well-being is reflected in our growth story.

The Central Bank of India fosters an environment of appreciation and celebration. Upgraded Holiday and Transit Homes provide a relaxing escape for our employees, while health check-ups and allocations for sports, cultural, and recreational activities promote a balanced lifestyle. Through open discussions with unions

and revised transfer norms and promotion policies, we continuously strive to maintain a harmonious work environment. Employee welfare is at the heart of our operations, and this focus strengthens our commitment to serving our customers and driving our growth.

A Strong Emphasis on Continuous Learning and Development

Recognizing the importance of continuous learning and development, the Bank has instituted diverse training initiatives to build capacity and drive performance across all levels of our organization. A comprehensive Performance Management System

(PMS) called the Central RISE Project has been implemented for officers and clerks. This system integrates components such as role allocation, scorecards, and review utility in the PMS tool, fostering a culture of continuous improvement and growth.

Further bolstering our commitment to capacity building, we have made provisions for employees to choose their certifications. This allows them to pursue up to five certifications worth up to ₹60,000 in a fiscal year, enhancing their skill sets in line with the evolving demands of the banking

sector. Our training programs have been remarkably successful in terms of reach and effectiveness. We have conducted courses covering various topics through our Officers' Training Colleges and Centres for Learning and Development (CLDs). Impressively, the capacity utilization of these institutions reached 114.43%, demonstrating our robust efforts to develop our human capital.

To keep up with the changing dynamics of the learning landscape, we have harnessed technology to offer e-learning modules and video-based learning. Our employees can access various courses through the Cent Swadhyay App, enabling them to learn at their convenience and pace. We have also engaged reputable institutions such as McKinsey & Company, FSIB, IBA, IIM-A, IIM Indore, XLRI, ASCI, IIBF, and JBIMS to deliver specialized training initiatives. These programs aim to hone leadership skills, foster professional development, and support our digital transformation objectives.

2,117

Number of Training Programs Conducted during FY2023

31,523

Total Hours of Training Provided during FY2023

Creating an Inclusive Workforce

In keeping with the government's reservation policy, the Bank's workforce represents a diverse spectrum of society, including SCs, STs, OBCs, and differently-abled individuals across all cadres. This commitment to inclusivity ensures diverse perspectives and experiences, fostering a prosperous, inclusive culture that drives innovation and progress.

835

Differently-abled employees at the Bank across all cadres

7,748

The staff strength of the Bank who are Women

Ensuring a Safe and Respectful Work Environment

Adhering to stringent guidelines under the Sexual Harassment of Women at Workplace Act 2013, the Bank has implemented measures to prevent workplace harassment, ensuring a safe and respectful environment for

all employees. Through the creation of internal complaint committees at all administrative offices, the Bank has successfully addressed and resolved instances of sexual harassment.

The Central Bank of India's steadfast commitment to developing its human capital is reflective in its comprehensive approach towards employee recruitment, benefits, development, and inclusion. As the Bank gears up for a promising future, the growth and well-being of its people continue to be its driving force, underpinning its growth aspirations and commitment to excellence.

Empowering Growth
Through Inclusion:

Our Commitment to *Inclusive Lending and Prosperity*

We are an institution with a long-standing tradition of fostering financial inclusion and economic growth, and have demonstrated considerable progress in extending its services across priority sectors in FY2023. Here, we highlight how the bank's innovative human-centric strategies have strengthened its position in India's competitive banking landscape and how we are poised to

□ □ □ □ □ □ □ □ □ □ □ □ □ □ □ □

By deepening our co-lending alliances to more than 14 partnerships, we have energized our lending prowess into the priority sector. This move is more than just numerical growth - it represents our commitment to being a catalyst in our nation's economic development.

Reimagining Lending

The financial landscape has evolved in unprecedented ways, and Central Bank of India, one of the country's stalwart institutions, stands at the forefront of this transformation. In an audacious yet strategic move, your Bank amplified its co-lending partnerships during the fiscal year 2022-23, fostering ties with seven additional leading Non-Banking Financial Companies (NBFCs) and

Housing Finance Companies (HFCs) nationwide. This strategic manoeuvre swelled your Bank's co-lending alliance to 14 robust partnerships, a testament to its dynamism and commitment to expanding its lending horizons.

The cornerstone of these partnerships lies in the noble pursuit of enhancing lending in key sectors. Rooted in the guidelines given by the Reserve

Bank of India (RBI), the initiatives extend across the Retail, MSME, and Agriculture sectors within both priority and non-priority domains.

The proof of these initiatives' efficacy resonates with the impressive growth in advances recorded by your Bank this year. By fostering these co-lending alliances, your Bank was able to bolster its lending capabilities, ensuring its position as a pivotal contributor to the nation's economic development. The numbers attest to the bank's dedication to redefining lending paradigms, reflecting a triumph of strategy, ambition, and commitment toward inclusive growth.

By expanding our co-lending partnerships with leading NBFCs and HFCs, we are redefining lending paradigms, fostering inclusive growth, and propelling economic development together.

Empowering Growth Through Inclusion:

Elevating Financial Inclusion

Financial inclusion, a critical pillar of equitable socio-economic development, has long been a core mandate for the Central Bank of India. This year, your Bank has redoubled its efforts in breaking down barriers, pioneering initiatives that seek to bring financial services to the unbanked and underbanked regions of the country. It's a mission that's as ambitious as it is essential, symbolising your Bank's commitment to transforming words into actionable strategies.

In the fiscal year 2022-23, the Central Bank of India significantly extended financial services to far-flung areas of the country, consciously seeking to uplift individuals and communities who traditionally had limited access to these essential services. Operating under the lens of financial inclusion, your Bank's efforts to drive inclusive growth have transcended the conventional constraints of the banking sector.

One key strategy to fuel this initiative was leveraging digital technology's power. The Bank rolled out various digital solutions, including mobile banking applications and USSD-based services, designed to provide a seamless banking experience even in remote areas. Financial literacy programs have also fostered awareness and understanding among the newly banked population.

With credit deployment under the priority sector reaching more than ₹103,000 Crore, Central Bank of India illustrates its unwavering commitment to fostering economic growth and financial inclusion.

Empowering the Agriculture Sector

Agriculture remains an integral pillar of India's economy. Recognizing this, Central Bank of India has intensified its focus on this sector, adopting innovative measures to support farmers and agricultural enterprises. Your Bank has made significant strides, achieving a commendable 21.98% of ANBC as agricultural credit against a norm of 18%.

Central Bank of India has driven multiple initiatives to boost

agricultural credit flow. The focus has been organising special credit campaigns and facilitating access to credit for self-help groups, thereby promoting growth and self-reliance in the agricultural sector. In addition, Central Bank of India ensures crop insurance coverage for eligible farmers under the "Pradhan Mantri Fasal Bima Yojana," offering a vital safety net to farmers. The Bank's efforts underline its unwavering dedication to agricultural development and rural prosperity.

Harnessing the Power of Financial Literacy and Skill Development

The Central Bank of India takes pride in pioneering initiatives to impart financial literacy and boost skill development. Your Bank has set up 48 Financial Literacy and Credit Counselling Centres (FLCCs) and 46 Rural Self Employment Training Institutes (RSETIs) in various states, working tirelessly to improve financial knowledge and skills in rural and semi-urban communities.

Through FLCCs, Central Bank of India reaches out to individuals, providing crucial financial education, helping them make informed decisions, and enhancing their economic well-being. Simultaneously, RSETIs conduct extensive training programs, fostering entrepreneurship and self-employment in rural areas.

The bank's robust efforts in these areas have successfully trained 27,428 candidates in 2022-23, of whom 77% secured employment or established ventures, illustrating the effectiveness of these programs. Central Bank

of India remains steadfast in its commitment to empowering individuals through education and skills, contributing to the nation's socio-economic development.

Central Bank of India is leading the charge in financial inclusion, with over ~676 lakh transactions through our business correspondents, and an impressive ~22% growth in business volume, symbolising our relentless efforts to bring banking to the underserved.

of financial inclusion by democratizing access to knowledge and economic opportunities. By instilling financial literacy and fostering entrepreneurial skills, your Bank aids in integrating a sizeable portion of society into the mainstream financial system. This empowerment, transcending beyond pure banking services, signifies their profound commitment to fostering a financially inclusive

NOTICE

Notice is hereby given that the 16th (Sixteenth) Annual General Meeting (AGM) of the Shareholders of Central Bank of India will be held on Friday, 30th June, 2023 at 11.00 a.m. (IST) at Head Office of the Bank situated at Chandermukhi, Nariman Point, Mumbai - 400 021 (deemed venue of the meeting) through Video Conferencing (VC) or Other Audio Visual Means (OAVM), to transact the following business:

Ordinary Business:-

Item No.1

To discuss, approve and adopt the Audited Standalone and the Consolidated Balance Sheet of the Bank as at 31st March 2023, Standalone and Consolidated Profit and Loss Account of the Bank for the financial year ended 31st March 2023, the report of the Board of Directors on the working and activities of the Bank for the period covered by the accounts and the Auditors' report on the Balance Sheet and Accounts.

Special Business:-

Item No 2

To approve the appointment of Shri Hardik Mukesh Sheth as Government Nominee Director on the Board of the Bank.

To consider and if thought fit, to pass the following as an **Ordinary Resolution:**

"RESOLVED THAT pursuant to Regulation 17 (1C) and other applicable provisions of SEBI (Listing Obligations and Disclosure Requirements) Regulations, 2015 as amended from time to time, appointment of Shri Hardik Mukesh Sheth, as Government Nominee Director of the Bank under Section 9(3)(b) of the Banking Companies (Acquisition and Transfer of Undertakings) Act, 1970 vide Notification Ref eF.No.6/2/2022-BO.I dated 11th April, 2022 issued by Department of Financial Services, Ministry of Finance, Government of India w.e.f. 11th April, 2022 and until further orders, be and is hereby approved."

Item No.3

To approve the appointment of Shri M.V. Murali Krishna as Executive Director on the Board of the Bank.

To consider and if thought fit, to pass the following as an **Ordinary Resolution:**

"RESOLVED THAT pursuant to Regulation 17 (1C) and other applicable provisions of SEBI (Listing Obligations and Disclosure Requirements) Regulations, 2015

as amended from time to time, the appointment of Shri M.V. Murali Krishna as Executive Director of the Bank under Section 9(3) (a) of the Banking Companies (Acquisition and Transfer of Undertakings) Act, 1970, vide Notification Ref eF.No.4/6/2021-BO.I dated 21st November, 2022 issued by Department of Financial Services, Ministry of Finance, Government of India w.e.f. 01st December, 2022 for a period of three years or until further orders, whichever is earlier be and is hereby approved."

Item No.4

To approve the appointment of Shri Priavrat Sharma as Non-Official Director under CA category on the Board of the Bank.

To consider and if thought fit, to pass the following as a **Special Resolution:**

"RESOLVED THAT pursuant to Regulation 17 (1C) of SEBI (Listing Obligations and Disclosure Requirements) Regulations, 2015 as amended from time to time, the appointment of Shri Priavrat Sharma as Part-time non-official Director under Chartered Accountant category on the Board of Directors of the Bank under Section 9(3) (g) of the Banking Companies (Acquisition and Transfer of Undertakings) Act, 1970, vide Notification Ref F.No.6/8/2022-BO.I dated 08th May, 2023 issued by Department of Financial Services, Ministry of Finance, Government of India w.e.f. 08th May, 2023 for a period of three years or until further orders, whichever is earlier be and is hereby approved."

Item No.5

To consider raising of Equity capital aggregate upto ₹2500 crore through various modes such as QIP/FPO/ Rights Issue.

To consider and if thought fit, to pass with or without modification(s) the following as **Special Resolution:**

"RESOLVED THAT pursuant to the provisions of the Banking Companies (Acquisition and Transfer of Undertakings) Act, 1970 (Act), The Nationalised Banks (Management and Miscellaneous Provisions) Scheme, 1970 (Scheme) and the Central Bank of India (Shares and Meetings) Regulations, 1998 as amended from time to time and subject to the approvals, consents, permissions and sanctions, if any, of the Reserve Bank of India ("RBI"), the Government of India ("GOI"), the Securities and Exchange Board of India ("SEBI"), and/or any other authority as may be required in this regard and subject to such terms, conditions and modifications thereto as may be prescribed by them in

granting such approvals and which may be agreed to by the Board of Directors of the Bank and subject to the regulations viz., SEBI (Issue of Capital and Disclosure Requirements) Regulations, 2018 (SEBI ICDR Regulations) and SEBI (Listing Obligations and Disclosure Requirements) Regulations, 2015 (Listing Regulations) as amended up to date, guidelines, if any, prescribed by the RBI, SEBI, notifications/ circulars and clarifications under the Banking Regulation Act, 1949, Securities and Exchange Board of India Act, 1992 and all other applicable laws and all other relevant authorities from time to time and subject to the Listing Agreements entered into, with the Stock Exchanges where the equity shares of the Bank are listed, consent of the shareholders of the Bank be and is hereby accorded to the Board of Directors of the Bank (hereinafter called "Board") which term shall be deemed to include Capital Raising Committee which the Board have constituted or/may re-constitute, to exercise its powers including the powers conferred by this Resolution) to create, offer, issue and allot (including with provision for reservation on firm allotment and/or competitive basis of such part of issue and for such categories of persons as may be permitted by the law then applicable) by way of an offer document / prospectus or such other document, in India or abroad, such number of equity shares of face value of ₹10 (Rupees Ten only) upto the value of ₹2500 crore (Rupees Two Thousand Five Hundred Crore Only) (including premium, if any) in such a way that the Central Government shall at all times hold not less than 51% of the paid-up Equity capital of the Bank, whether at a discount or premium to the market price, in one or more tranches, including to one or more of the members, employees of the Bank, Indian nationals, Non-Resident Indians ("NRIs"), Companies - private or public, investment institutions, Societies, Trusts, Research organizations, Qualified Institutional Buyers ("QIBs"), Foreign Institutional Investors ("FIIs"), Banks, Financial Institutions, Indian Mutual Funds, Venture Capital Funds, Foreign Venture Capital Investors, State Industrial Development Corporations, Insurance Companies, Provident Funds, Pension Funds, Development Financial Institutions or other entities, authorities or any other category of investors which are authorized to invest in equity/ securities of the Bank as per extant regulations/guidelines or any combination of the above as may be deemed appropriate by the Bank."

"RESOLVED FURTHER THAT such issue, offer or allotment shall be by way of Qualified Institutions Placements (QIP), follow-on-Public Issue (FPO), Rights issue or in combination thereof, including Qualified Institutions Placements with or without over-allotment option and that such offer, issue, placement and allotment be made as per the provisions of the Banking Companies (Acquisition and Transfer of Undertakings) Act, 1970, the SEBI (Issue of Capital and Disclosure Requirements) Regulations, 2018 ("SEBI ICDR Regulations") and all other guidelines issued by the RBI, SEBI and any other authority as applicable, and at such time or

times in such manner and on such terms and conditions as the Board may, in its absolute discretion, think fit."

"RESOLVED FURTHER THAT the Board shall have the authority to decide, at such price or prices in such manner and where necessary, in consultation with the lead managers and /or underwriters and /or other advisors or otherwise on such terms and conditions as the Board may, in its absolute discretion, decide in terms of SEBI (ICDR) Regulations, other regulations and any and all other applicable laws, rules, regulations and guidelines, whether or not such investor(s) are existing members of the Bank, at a price not less than the price as determined in accordance with relevant provisions of ICDR Regulations."

"RESOLVED FURTHER THAT in accordance with the provisions of SEBI (Listing Obligations and Disclosure Requirements) Regulations, 2015, the provisions of the Listing Agreements entered into with relevant stock exchanges, the provisions of Banking Companies (Acquisition and Transfer of Undertakings) Act, 1970, the provisions of the Central Bank of India (Shares and Meetings) Regulations, 1998, the provisions of SEBI (ICDR) Regulations, the provisions of the Foreign Exchange Management Act, 1999 and the Foreign Exchange Management (Transfer or Issue of Security by a Person Resident Outside India) Regulations, 2000, and subject to requisite approvals, consents, permissions and/or sanctions of Securities and Exchange Board of India (SEBI), Stock Exchanges, Reserve Bank of India (RBI), Foreign Investment Promotion Board (FIPB), Department of Industrial Policy and Promotion (DIPP), Ministry of Commerce and all other authorities as may be required (hereinafter collectively referred to as "the Appropriate Authorities") and subject to such conditions as may be prescribed by any of them while granting any such approval, consent, permission, and/or sanction (hereinafter referred to as "the requisite approvals") the Board, may at its absolute discretion, issue, offer and allot, from time to time in one or more tranches, equity shares or any securities other than warrants, which are convertible into or exchangeable with equity shares at a later date, in such a way that the Central Government at any time holds not less than 51% of the Equity Share Capital of the Bank, to Qualified Institutional Buyers (QIBs) (as defined in Chapter VIII of the SEBI ICDR Regulations) pursuant to a Qualified Institutions Placement (QIP), as provided for under Chapter VI of the SEBI ICDR Regulations, through a placement document and / or such other documents / writings / circulars / memoranda and in such manner and on such price, terms and conditions as may be determined by the Board in accordance with the SEBI ICDR Regulations or other provisions of the law as may be prevailing at that time"

"RESOLVED FURTHER THAT in case of a Qualified Institutions Placement pursuant to Chapter VI of the SEBI ICDR Regulations:

- A. The allotment of Securities shall only be to Qualified Institutional Buyers within the meaning of Chapter VI of the SEBI ICDR Regulations & such Securities shall be fully paid-up and the allotment of such Securities shall be completed within 365 days from the date of passing of this resolution.
- B. The Bank in pursuant to provision of Regulation 176(1) of the SEBI ICDR Regulations is authorized to offer shares at a discount of not more than five percent on the floor price as determined in accordance with the Regulations.
- C. The relevant date for the determination of the floor price of the securities shall be in accordance with the SEBI ICDR Regulations.”

“**RESOLVED FURTHER THAT** the Board shall have the authority and power to accept any modification in the proposal as may be required or imposed by the GOI/RBI/SEBI/Stock Exchanges where the shares of the Bank are listed or such other appropriate authorities at the time of according / granting their approvals, consents, permissions and sanctions to issue, allotment and listing thereof and as agreed to, by the Board.”

“**RESOLVED FURTHER THAT** the issue and allotment of new equity shares / securities if any, to NRIs, FIIs and/or other eligible foreign investments be subject to the approval of the RBI under the Foreign Exchange Management Act, 1999 as may be applicable but within the overall limits set forth under the Act.”

“**RESOLVED FURTHER THAT** the said new equity shares to be issued shall be subject to the Central Bank of India (Shares and Meetings) Regulations, 1998, as amended, and shall rank in all respects pari passu with the existing equity shares of the Bank and shall be entitled to dividend declared, if any, in accordance with the statutory guidelines that are in force at the time of such declaration.”

“**RESOLVED FURTHER THAT** for the purpose of giving effect to any issue or allotment of equity shares/securities, the Board be and is hereby authorized to determine the terms of the public offer, including the class of investors to whom the securities are to be allotted, the number of shares/securities to be allotted in each tranche, issue price, premium amount on issue as the Board in its absolute discretion deems fit and do all such acts, deeds, matters and things and execute such deeds, documents and agreements, as they may, in its absolute discretion, deem necessary, proper or desirable, and to settle or give instructions or directions for settling any questions, difficulties or doubts that may arise in regard to the public offer, issue, allotment and utilization of the issue proceeds, and to accept and to give effect to such modifications, changes, variations, alterations, deletions, additions as regards the terms and conditions, as it may, in its

absolute discretion, deem fit and proper in the best interest of the Bank, without requiring any further approval of the members and that all or any of the powers conferred on the Bank and the Board vide this resolution may be exercised by the Board.”

“**RESOLVED FURTHER THAT** the Board be and is hereby authorized to enter into and execute all such arrangements with any Book Runner(s), Lead Manager(s), Banker(s), Underwriter(s), Depository(ies), Registrar(s), Auditor(s) and all such agencies as may be involved or concerned in such offering of equity / securities and to remunerate all such institutions and agencies by way of commission, brokerage, fees or the like and also to enter into and execute all such arrangements, agreements, memoranda, documents, etc., with such agencies.”

“**RESOLVED FURTHER THAT** for the purpose of giving effect to the above, the Board, in consultation with the Lead Managers, Underwriters, Advisors and/or other persons as appointed by the Bank, be and is hereby authorized to determine the form and terms of the issue(s), including the class of investors to whom the shares/securities are to be allotted, number of shares/securities to be allotted in each tranche, issue price (including premium, if any), face value, premium amount on issue/conversion of Securities/exercise of warrants/redemption of Securities, rate of interest, redemption period, number of equity shares or other securities upon conversion or redemption or cancellation of the Securities, the price, premium or discount on issue/conversion of Securities, rate of interest, period of conversion, fixing of record date or book closure and related or incidental matters, listings on one or more stock exchanges in India and/or abroad, as the Board in its absolute discretion deems fit.”

“**RESOLVED FURTHER THAT** such of these shares / securities as are not subscribed may be disposed off by the Board in its absolute discretion in such manner, as the Board may deem fit and as permissible by law.”

“**RESOLVED FURTHER THAT** for the purpose of giving effect to this Resolution, the Board be and is hereby authorised to do all such acts, deeds, matters and things as it may in its absolute discretion deems necessary, proper and desirable and to settle any question, difficulty or doubt that may arise in regard to the issue of the shares/ securities and further to do all such acts, deeds, matters and things, finalise and execute all documents and writings as may be necessary, desirable or expedient as it may in its absolute discretion deem fit, proper or desirable without being required to seek any further consent or approval of the shareholders or authorise to the end and intent, that the shareholders shall be deemed to have given their approval thereto expressly by the authority of this Resolution.”

“**RESOLVED FURTHER THAT** the Board be and is hereby authorized to delegate all or any of the powers herein conferred on it, to the Managing Director and Chief Executive Officer or Executive Director(s) or such other officer(s) of the Bank or a Committee of Board as it may deem fit to give effect to the aforesaid Resolution.”

BY ORDER OF THE BOARD OF DIRECTORS

Date: June 6, 2023

(Chandrakant Bhagwat)

Place: Mumbai

Company Secretary &
Compliance Officer

NOTES:

1. The Explanatory Statement pursuant to SEBI (Listing Obligations and Disclosure Requirements) Regulations 2015 setting out the material facts in respect of the Business Item Nos.2 to 5 to be transacted at the meeting is annexed hereto.

2. HOLDING OF AGM THROUGH VIDEO CONFERENCING (VC) OR OTHER AUDIO VISUAL MEANS (OAVM):

Pursuant to General Circular No.10/2022 dated 28th December, 2022, read with other relevant Circulars including General Circular No.20/2020 dated 05th May, 2020 issued by Ministry of Corporate Affairs (MCA) and circulars issued by the Securities and Exchange Board of India (SEBI), the Bank is convening the 16th Annual General Meeting (AGM) through Video Conferencing (VC)/ Other Audio Visual Means (OAVM), without the physical presence of the Members. Hence, Members can attend and participate in the ensuing AGM through VC/OAVM only. The Head Office of Bank shall be deemed to be the venue of the AGM.

3. APPOINTMENT OF PROXY:

Since this AGM is being held through VC/OAVM pursuant to the MCA and SEBI Circulars, physical attendance of Members has been dispensed with. Accordingly, the facility for appointment of proxies by the Members will not be available for the Annual General Meeting and hence the Proxy Form and Attendance Slip are not annexed to the Notice.

4. APPOINTMENT OF AN AUTHORISED REPRESENTATIVE:

No person shall be entitled to attend or vote at any meeting of the Shareholders of Central Bank of India as the duly authorized representative of a company unless a copy of the resolution appointing him as a duly authorized representative, certified to be a true copy by the chairman of the meeting at which it was passed,

has been sent to the Bank through e-mail at smird@centralbank.co.in not less than four days before the date fixed for the meeting i.e. on or before 5.00 PM on Monday, 26th June 2023.

5. No officer or employee of the Bank shall be appointed as Authorised Representative of a shareholder.
6. Since the AGM will be held through VC/OAVM, the route map of venue of meeting is not annexed to this notice.
7. **Registration of email ID and Bank Account details:**

(a) In case the Shareholder's email ID is already registered with the Bank/its Registrar & Share Transfer Agent "RTA"/Depositories, log in details for e-voting are being sent on the registered email address.

In case, the shareholder has not registered his/her/their email address with the Bank/its RTA/ Depositories or not updated the Bank Account mandate for receipt of dividend if declared in future, the following instructions are to be followed:

(i) Kindly log in to the website of our RTA, Link Intime India Private Ltd., www.linkintime.co.in under Investor Services > Email/ Bank detail Registration - fill in the details and upload the required documents and submit.

OR

(ii) In the case of Shares are held in Demat mode:

The Shareholder may please contact the Depository Participant ("DP") and register the email address and bank account details in the demat account as per the process followed and advised by the DP.

(iii) For Physical Shareholders: Shareholders holding shares in physical form, (whose email ids are not registered) can register their email id and update their Bank account details with Bank's RTA by sending physical copy of duly filled-in ISR-1 form to Link Intime India Pvt Ltd, C-101, 247 Park, LBS Marg, Vikhroli (West), Mumbai - 400 083.

(b) The Notice of the Annual General Meeting is being sent only by electronic mode to those Members whose email addresses are registered with the Bank/ Depositories, unless any Member has requested for a physical copy of the same, in accordance with the aforesaid MCA Circulars and circular issued by SEBI dated 5th January, 2023 (as amended if any). Members may note that the Notice of Annual General Meeting will also be available on the Bank's website www.centralbankofindia.co.in under the link investor relations; websites of the Stock Exchanges i.e. National Stock Exchange of India Limited and

BSE Limited. Members can attend and participate in the Annual General Meeting through VC/OAVM facility only.

- (c) Members are requested to intimate changes, if any, pertaining to their name, postal address, e-mail address, telephone/mobile numbers, Permanent Account Number (PAN), mandates, nominations, power of attorney, bank details such as, name of the bank and branch details, bank account number, MICR code, IFSC code, etc.
- For shares held in electronic form to their Depository Participants (DPs)
 - For shares held in physical form to the Bank/ Registrar and Transfer Agent in prescribed Form ISR-1 and other forms pursuant to SEBI Circular No. SEBI/HO/MIRSD/MIRSD-PoD-1/P/CIR/2023/37 dated 16.03.2023. The Bank has sent letters to physical shareholders for furnishing the required details. Members may also refer to letter sent to physical shareholders on Bank's website <https://www.centralbankofindia.co.in/en/node/217707>.
- (d) Members may please note that SEBI vide its Circular No. SEBI/HO/MIRSD/MIRSD_RTAMB/P/CIR/2022/8 dated January 25, 2022 has mandated the listed companies to issue securities in dematerialized form only while processing service requests viz. Issue of duplicate securities certificate; claim from unclaimed suspense account; renewal/ exchange of securities certificate; endorsement; sub-division/splitting of securities certificate; consolidation of securities certificates/folios; transmission and transposition. Accordingly, Members are requested to make service requests by submitting a duly filled and signed Form ISR -4, the format of which is available on the Bank's website at https://www.centralbankofindia.co.in/sites/default/files/Form_ISR-4.pdf and on the website of the Bank's Registrar and Transfer Agents, Link Intime India Private Ltd. at <https://web.linkintime.co.in/client-downloads.html>. It may be noted that any service request can be processed only after the folio is KYC Compliant.
- (e) SEBI vide its notification dated January 24, 2022 has mandated that all requests for transfer of securities including transmission and transposition requests shall be processed only in dematerialized form. In view of the same and to eliminate all risks associated with physical shares and avail various benefits of dematerialisation, Members are advised

to dematerialise the shares held by them in physical form. Members can contact the Bank or RTA, for assistance in this regard.

- (f) As per the provisions of SEBI Circular, the facility for making nomination is available for the Members in respect of the shares held by them. Members who have not yet registered their nomination are requested to register the same by submitting Form No. SH-13. If a Member desires to opt out or cancel the earlier nomination and record a fresh nomination, he/ she may submit the same in Form ISR-3 as the case may be. The said forms can be downloaded from the Bank's website <https://www.centralbankofindia.co.in/en/node/217707>. Members are requested to submit the said details to their DP in case the shares are held by them in dematerialized form and to Link Intime India Private Limited in case the shares are held in physical form.

8. Norms for furnishing of PAN, KYC, Bank details and Nomination:

SEBI vide circular No. SEBI/ HO/ MIRSD/ MIRSD-PoD-1/ P/ CIR /2023/ 37 dated 16.03.2023 in supersession of SEBI circular no. SEBI/HO/MIRSD/MIRSD_RTAMB/P/ CIR/2021/655 dated 3rd November 2021 has instructed to mandatorily furnish PAN, KYC details and Nomination by holders of physical securities. Accordingly, it is once again reiterated that all holders and claimants of physical securities shall furnish valid PAN, KYC details, email address, mobile number, Bank account details and nomination details immediately in the below mentioned forms to the RTA:

S. No	Form	Purpose
1.	Form ISR-1	To register/update PAN, KYC details
2.	Form ISR-2	To Confirm Signature of securities holder by the Bank
3.	Form ISR-3	Declaration Form for opting-out of Nomination
4	Form SH-13	Nomination Form
5.	Form SH-14	Cancellation or Variation of Nomination (if any)

All above Forms [ISR-1, ISR-2, ISR-3, SH-13, SH-14] and the said SEBI circular are available on bank's website www.centralbankofindia.co.in under Investor Relations section. Folios wherein any one of the cited details / documents (i.e. PAN, KYC, Bank Details and Nomination) is not available with us/RTA, on or after 1st October 2023, shall be frozen as per the aforesaid SEBI circular.

- **Freezing of Folios without PAN, KYC details and Nomination.**

- The folios wherein any one of the cited document/details as in para above are not available on or after October 01, 2023, shall be frozen by the RTA
- The security holder(s) whose folio(s) have been frozen shall be eligible:
 - to lodge grievance or avail any service request from the RTA only after furnishing the complete documents / details as mentioned in para above
 - for any payment including dividend, interest or redemption payment in respect of such frozen folios, only through electronic mode with effect from April 01, 2024. An intimation shall be sent by the Bank to the security holder that such payment is due and shall be made electronically only upon complying with the requirements stated in para 4 of this Circular
- Frozen folios shall be referred by the RTA / listed company to the administering authority under the Benami Transactions (Prohibitions) Act, 1988 and/ or Prevention of Money Laundering Act, 2002, if they continue to remain frozen as on December 31, 2025.
- The RTA shall revert the frozen folios to normal status upon receipt of all the Documents/ details as in para above.

9. Instructions for e-voting and joining the Annual General Meeting are as follows:

a) Instructions for Shareholders/Members to attend the Annual General Meeting through VC/OAVM:

Shareholders/Members are entitled to attend the Annual General Meeting through VC/OAVM provided by Link Intime India Pvt. Limited by following the below mentioned process. Facility for joining the Annual General Meeting through VC/OAVM shall open 15 minutes before the time scheduled for the Annual General Meeting and will be available to the Members on first come first serve basis.

Shareholders/Members are requested to participate on first come first serve basis as participation through VC/OAVM is limited and will be closed on expiry of 15 (fifteen) minutes from the scheduled time of the Annual General Meeting. Shareholders/Members with >2% shareholding,

Promoters, Institutional Investors, Directors, KMPs, Chair Persons of Audit Committee, Nomination and Remuneration Committee, Stakeholders Relationship Committee and Auditors etc. may be allowed to the meeting without restrictions of first-come-first serve basis. Members can log in and join 15 (fifteen) minutes prior to the schedule time of the meeting and window for joining shall be kept open till the expiry of 15 (fifteen) minutes after the schedule time. Participation is restricted upto 2500 members only.

Shareholders/ Members will be provided with

In case the shareholders/members have any queries or issues regarding e-voting, you can write an email to instameet@linkintime.co.in or Call at Telephone no. 022-4918 6175.

b) Instructions for Shareholders/Members to register themselves as Speakers during Annual General Meeting:

Shareholders/ Members who would like to express their views/ask questions during the meeting may register themselves as a speaker by sending their request mentioning their name, demat account number/folio number, email id, mobile number at **e-mail: smird@centralbank.co.in from 20th June, 2023 at 10.00 am to 27th June, 2023 at 5.00 Pm.**

The Speakers on first come basis will only be allowed to express their views/ask questions during the meeting.

Shareholders will receive “speaking serial number” once they mark attendance for the meeting. Other shareholder may ask questions to the panelist, via active chat-board during the meeting. Shareholders are requested to remember speaking serial number and start conversation with panelist by switching on video mode and audio of the device. Shareholders are requested to speak only when moderator of the meeting/ management will announce the name and serial number for speaking.

Shareholders/ Members, who would like to ask questions, may send their questions in advance mentioning their name, demat account number/folio number, email id, mobile number at e-mail: smird@centralbank.co.in on or before 23rd June, 2023. The same will be replied by the Bank suitably.

Note:

Those shareholders/members who have registered themselves as a speaker will only be allowed to express their views/ask questions during the meeting. The Bank reserves the right to restrict the number of speakers depending on the availability of time for the Annual General Meeting.

Shareholders/ Members should allow to use camera and are required to use Internet with a good speed (preferably 2 MBPS download stream) to avoid any disturbance during the meeting.

c) Instructions for Shareholders/Members to Vote during the Annual General Meeting through InstaMeet:

Once the electronic voting is activated by the scrutinizer during the meeting, shareholders/

members who have not exercised their vote through the remote e-voting can cast the vote as under:

- i. On the Shareholders VC page, click on the link for e-Voting “Cast your vote”.
- ii. Enter Demat Account No. / Folio No. and OTP (received on the registered mobile number/ registered email Id) received during registration for InstaMeet and click on ‘**Submit**’.
- iii. After successful login, you will see “Resolution Description” and against the same the option “Favour/ Against” for voting.
- iv. Cast your vote by selecting appropriate option i.e. “Favour/Against” as desired. Enter the number of shares (which represents no. of votes) as on the cut-off date under ‘Favour/ Against’.
- v. After selecting the appropriate option i.e. Favour/Against as desired and you have decided to vote, click on “Save”. A confirmation box will be displayed. If you wish to confirm your vote, click on “Confirm”, else to change your vote, click on “Back” and accordingly modify your vote.
- vi. Once you confirm your vote on the resolution, you will not be allowed to modify or change your vote subsequently.

Note:

Shareholders/ Members, who will be present in the Annual General Meeting through VC/OAVM by InstaMeet facility and have not casted their vote on the Resolutions through remote e-Voting and are otherwise not barred from doing so, shall be eligible to vote through e-Voting facility during the meeting.

Shareholders/ Members who have voted through Remote e-Voting prior to the Annual General Meeting will be eligible to attend/participate in the Annual General Meeting through InstaMeet. However, they will not be eligible to vote again during the meeting.

In case, the shareholders/members have any queries or issues regarding e-voting, you can write an email to instameet@linkintime.co.in or Call at Telephone no. 022-4918 6175.

10. REMOTE E-VOTING:

In compliance with Regulation 44(1) of the SEBI (Listing Obligations and Disclosure Requirements) Regulations, 2015 as amended read with Rule 20 of the Companies (Management and Administration) Rules, 2014 as amended and in compliance with SEBI circular dated

December 9, 2020 on e-Voting facility provided by Listed Companies, the Bank is pleased to offer remote e-voting facility as an alternative mode of voting which will enable the Members to cast their votes electronically. Necessary arrangements have been made by the Bank with Link Intime India Pvt. Limited, Registrar and Share Transfer Agent of the Bank to facilitate remote e-voting.

Pursuant to SEBI Circular no. SEBI/HO/CFD/CMD/CIR/P/2020/242 dated December 9, 2020 on "e-voting facility provided by Listed Companies", e-voting process has been enabled to all the individual demat account holders, by way of single login credential, through their demat accounts/websites of Depositories/ DPs to increase the efficiency of the voting process. Individual demat account holders would be able to cast their vote without having to register again with the e-voting service provider ("ESP") thereby not only facilitating

seamless authentication but also ease and convenience of participating in e-voting process. Shareholders are advised to update their mobile number and e-mail ID with their DPs to access e-voting facility.

The remote e-voting period begins on Monday, 26th June, 2023 at 10.00 a.m. and ends on Thursday 29th June 2023 at 05.00 p.m. During this period, shareholders of the Bank holding shares either in physical form or in dematerialized form as on the cut-off date i.e. Friday, 23rd June 2023, may cast their vote electronically. The remote e-voting module shall be disabled by Link Intime India Pvt. Limited for voting thereafter.

The process and instructions for remote e-voting and login method for Individual shareholders holding securities in demat mode/ physical mode is given below::

❖ **Login for Individual shareholders holding securities in demat mode/ physical mode is given below :-**

Type of shareholders	Login Method
Individual Shareholders holding securities in demat mode with NSDL	<ul style="list-style-type: none"> • If shareholder is already registered for NSDL IDeAS facility, please visit the e-Services website of NSDL. Open web browser by typing the following URL: https://eservices.nsdl.com either on a Personal Computer or on a mobile. Once the home page of e-Services is launched, click on the "Beneficial Owner" icon under "Login" which is available under 'IDeAS' section. A new screen will open. Shareholder will have to enter your User ID and Password. • After successful authentication, Shareholder will be able to see e-Voting services. Click on "Access to e-Voting" under e-Voting services and will be able to see e-Voting page. Click on Bank name or Link Intime name and shareholder will be re-directed to e-Voting service provider i.e. Link Intime website for casting of the vote during the remote e-Voting period or joining virtual meeting & voting during the meeting. • If the user is not registered for IDeAS e-Services, option to register is available at https://eservices.nsdl.com. Select "Register Onlmg (e0.2 om)]T.

Type of shareholders	Login Method
Individual Shareholders holding securities in demat mode with CDSL	<ul style="list-style-type: none"> • Existing user of who have opted for Easi / Easiest, they can login through their user id and password. Option will be made available to reach e-Voting page without any further authentication. The URL for users to login to Easi / Easiest are https://web.cdslindia.com/myeasitoken/home/login or www.cdslindia.com and click on New System Myeasi. • After successful login of Easi / Easiest the user will be also able to see the E Voting Menu. The Menu will have links of e-Voting service provider i.e. Link Intime. Click on Link Intime name to cast your vote. • If the user is not registered for Easi/Easiest, option to register is available at https://web.cdslindia.com/myeasitoken/Registration/EasiRegistration • Alternatively, the user can directly access e-Voting page by providing demat Account Number and PAN No. from a link in www.cdslindia.com home page. The system will authenticate the user by sending OTP on registered Mobile & Email as recorded in the demat Account. After successful authentication, user will be provided links for the respective ESP where the E Voting is in progress.
Individual Shareholders (holding securities in demat mode) & login through their depository participants	<ul style="list-style-type: none"> • Shareholder can also login using the login credentials of his/her demat account through their Depository Participant registered with NSDL/ CDSL for e-Voting facility. • Once login, shareholder will be able to see e-Voting option. Once he/she click on e-Voting option, he/she will be redirected to NSDL/CDSL Depository site after successful authentication, wherein he/she can see e-Voting feature. Click on Bank name or Link Intime name and he/she will be redirected to e-Voting service provider website for casting their vote during the remote e-Voting period or joining virtual meeting & voting during the meeting.
Individual Shareholders holding securities in Physical mode.	<ol style="list-style-type: none"> 1. Open the internet browser and launch the URL: https://instavote.linkintime.co.in <ul style="list-style-type: none"> ● Click on “Sign Up” under ‘SHARE HOLDER’ tab and register with your following details: - <ul style="list-style-type: none"> A. User ID: Shareholders/ members holding shares in physical form shall provide Event No + Folio Number registered with the Company. B. PAN: Enter your 10-digit Permanent Account Number (PAN) (Members who have not updated their PAN with the Depository Participant (DP)/ Company shall use the sequence number provided to you, if applicable. C. DOB/DOI: Enter the Date of Birth (DOB) / Date of Incorporation (DOI) (As recorded with your DP / Company - in DD/MM/YYYY format) D. Bank Account Number: Enter your Bank Account Number (last four digits), as recorded with your DP/Company. ● Shareholders/ members holding shares in physical form but have not recorded ‘C’ and ‘D’, shall provide their Folio number in ‘D’ above ● Set the password of your choice (The password should contain minimum 8 characters, at least one special Character (@!#\$%&*), at least one numeral, at least one alphabet and at least one capital letter). ● Click “confirm” (Your password is now generated).

Type of shareholders	Login Method
	<ol style="list-style-type: none"> 2. Click on 'Login' under 'SHARE HOLDER' tab. 3. Enter your User ID, Password and Image Verification (CAPTCHA) Code and click on 'Submit'. 4. After successful login, you will be able to see the notification for e-voting. Select 'View' icon. 5. E-voting page will appear. 6. Refer the Resolution description and cast your vote by selecting your desired option 'Favour / Against' (If you wish to view the entire Resolution details, click on the 'View Resolution' file link). 7. After selecting the desired option i.e. Favour / Against, click on 'Submit'. A confirmation box will be displayed. If you wish to confirm your vote, click on 'Yes', else to change your vote, click on 'No' and accordingly modify your vote.

If Shareholders holding shares in Physical Form have forgotten password:

- Click on 'Login' under 'SHARE HOLDER' tab and further Click 'forgot password?'
- Enter User ID, select Mode and Enter Image Verification code (CAPTCHA). Click on "SUBMIT".

Incase shareholder is having valid email address, Password will be sent to the shareholder's registered e-mail address. Else, shareholder can set the password of his/her choice by providing the information about the particulars of the Security Question & Answer, PAN, DOB/ DOI, Dividend Bank Details etc. and confirm. (The password should contain minimum 8 characters, at least one special character (@!#\$%&*), at least one numeral, at least one alphabet and at least one capital letter)

NOTE:

For shareholders holding shares in physical form, the details can be used only for voting on the resolutions contained in this Notice.

It is strongly recommended not to share your password with any other person and take utmost care to keep your password confidential.

Individual Shareholders holding securities in demat mode with NSDL/ CDSL have forgotten the password:

Shareholders/ members who are unable to retrieve User ID/ Password are advised to use Forget User ID and Forget Password option available at abovementioned depository/ depository participants website.

❖ **Cast your vote electronically**

- i. After successful redirecting, you will be able to see the notification for e-voting on the home page of INSTA Vote. Select/ View "Event No" of the Bank, you choose to vote.
- ii. On the voting page, you will see "Resolution Description" and against the same the option "Favour/ Against" for voting. Cast your vote by selecting appropriate option i.e. Favour/Against as desired. Enter the number of shares (which represents no. of votes) as on the cut-off date under 'Favour/Against'. You may also choose the option 'Abstain' and the shares held will not be counted under 'Favour/Against'.
- iii. If you wish to view the entire Resolution details, click on the 'View Resolutions' File Link.
- iv. After selecting the appropriate option i.e. Favour/Against as desired and you have decided to vote, click on "SUBMIT". A confirmation box will be displayed. If you wish to confirm your vote, click on "YES", else to change your vote, click on "NO" and accordingly modify your vote.
- v. Once you confirm your vote on the resolution, you will not be allowed to modify or change your vote subsequently.
- vi. You can also take the printout of the votes cast by you by clicking on "Print" option on the Voting page.

❖ **Guidelines for Institutional shareholders:**

- Institutional shareholders (i.e. other than Individuals, HUF, NRI etc.) and Custodian are

required to log on to e-Voting system of LIPL: <https://instavote.linkintime.co.in> and register themselves as **'Custodian / Mutual Fund / Corporate Body'**.

They are also required to upload a scanned certified true copy of the board resolution / authority letter/power of attorney etc. together with attested specimen signature of the duly authorised representative(s) in PDF format in the **'Custodian / Mutual Fund / Corporate Body' login** for the Scrutinizer to verify the same.

❖ **General Guidelines for all shareholders:**

- During the voting period, shareholders can login any number of time till they have voted on the resolution(s) for a particular "Event".
- Shareholders holding multiple folios/demat account shall choose the voting process separately for each of the folios/demat account.
- Helpdesk for Individual Shareholders holding securities in demat mode:

In case shareholders/ members holding securities in demat mode have any technical issues related to login through Depository i.e. NSDL/ CDSL, they may contact the respective helpdesk given below:

Login type	Helpdesk details
Individual Shareholders holding securities in demat mode with NSDL	Members facing any technical issue in login can contact NSDL helpdesk by sending a request at evoting@nsdl.co.in or call at toll free no.: 1800 1020 990 and 1800 22 44 30
Individual Shareholders holding securities in demat mode with CDSL	Members facing any technical issue in login can contact CDSL helpdesk by sending a request at helpdesk.evoting@cdslindia.com or contact at 022- 23058738 or 22-23058542-43.

- In case the shareholders/ members holding securities in physical mode/ Institutional shareholders have any queries or issues regarding e-voting, please refer the Frequently Asked Questions ("FAQs") and Instavote e-Voting manual available at <https://instavote.linkintime.co.in>, under Help section or write an email to enotices@linkintime.co.in or Call us :- Tel : 022 - 49186000.

- The voting rights of shareholders shall be in proportion to their shares in the paid up equity share capital of the Bank as on the cut-off date i.e Friday, 23rd June 2023. However, in terms of the provisions of Section 3(2E) of the Banking Companies (Acquisition and Transfer of Undertakings) Act, 1970 no shareholder of the Bank other than the Central Government, shall be entitled to exercise voting rights in respect of any shares held by him/ her in excess of ten per cent of the total voting rights of all the shareholders of the Bank.
- A person, whose name is recorded in the register of members or in the register of beneficial owners maintained by the depositories as on the cut-off date, i.e. Friday, 23rd June 2023 only shall be entitled to avail the facility of remote e-voting and e-voting at AGM.
- Any person who becomes a member of the Bank after sending of the Notice of the Meeting vide e-mail and holding shares as on the cut-off date i.e. Friday, 23rd June, 2023, may obtain the User ID and password in the manner as mentioned herein above.
- A copy of this notice has been placed on the website of the Bank and also on the website of Link Intime India Pvt. Limited.
- S. N. ANANTHASUBRAMANIAN & CO, Company Secretaries has been appointed as the Scrutinizer for conducting the remote e-voting process in a fair and transparent manner.
- The Scrutinizer shall within a period not exceeding two (2) working days from the conclusion of the e-voting period unblock the votes in the presence of at least two (2) witnesses not in the employment of the Bank and make a Scrutinizer's Report of the votes cast in favour or against, if any, forthwith to the Chairman.
- The Results declared alongwith the Scrutinizer's Report shall be placed on the Bank's website www.centralbankofindia.co.in and on the website of Link Intime India Pvt. Limited within two (2) days of passing of the resolution at the AGM of the Bank and communicated to the BSE Limited and National Stock Exchange of India Limited.

11. CLOSURE OF REGISTER OF SHAREHOLDERS:

The Register of Shareholders and Share Transfer Books of the Bank will remain closed from Saturday 24th June, 2023 to Friday, 30th June, 2023 (both days inclusive).

12. VOTING RIGHTS

In terms of the provisions of Section 3(2E) of the Act, no shareholder of the corresponding new Bank, other than

the Central Government, shall be entitled to exercise voting rights in respect of any shares held by him/her in excess of ten per cent of the total voting rights of all the shareholders of the Bank.

Subject to the above, as per Regulation 68, each shareholder who has been registered as a shareholder shall have one vote on show of hands and in case of a poll shall have one vote for each share held by him.

13. Outcome of Meeting:

The resolutions shall be deemed to be passed at the Head Office of the Bank on the date of AGM subject to receipt of the requisite number of votes in the favour of resolutions.

14. Recorded Transcript/Proceeding of the Meeting:

Proceeding of AGM held through VC/OAVM shall be made available on the website of the Bank www.centralbankofindia.co.in under Investor Relations section as soon as possible.

15. EXERCISE OF RIGHTS OF JOINT HOLDERS

As per Regulation 10 of the Regulations, if any share stands in the names of two or more persons, the person first named in the register shall, as regards voting, be deemed to be the sole holder thereof. Hence if shares are in the name of joint holders, then first named person is only entitled to attend the meeting and is only eligible to vote in the meeting.

16. Shareholders may also access the Annual Report from the Bank's website for the Meeting.

17. Intimation to shareholders holding shares in physical form:

As you may be aware that the shares cannot be traded in physical form and in order to impart liquidity to the shareholders, we request you to convert your shares into

Dematerialised form. You may convert your shares into Demat by opening an Account with the nearest bank's branch providing Demat Service. The list of branches providing Demat services is available on website of the Bank. There are various advantages associated with converting your shareholding in Demat form viz. avoidance of loss, bad deliveries, faster settlements, paperless trading, etc. Further, intimations regarding change of address, bank mandate, nomination and request for transaction are required to be given only at one place i.e. with the branch where you open your Demat Account even if you hold shares of more than one Company/entity.

18. UNCLAIMED DIVIDEND, IF ANY

The shareholders who have not encashed their Dividend Warrants / or have not received dividend declared are requested to contact the Registrar and Share Transfer Agent or the Bank.

As per Section 10B of The Banking Companies (Acquisition and Transfer of Undertakings) Act, 1970, the amount of dividend remaining unpaid or unclaimed for a period of seven years from the date of transfer to the Unpaid Dividend Account is required to be transferred to the Investor Education and Protection Fund (IEPF) and thereafter no claim for payment shall lie in respect thereof to the Bank. The shareholders, whose unclaimed dividends have been transferred to IEPF, may claim the same by making an online application to the IEPF Authority in web Form No. IEPF-5 available on www.iepf.gov.in.

For details, please refer to Corporate Governance Report which is a part of this report and FAQ of investor page on Bank's website under the following web link <https://www.centralbankofindia.co.in/sites/default/files/FAQ-for-Shareholders.pdf>

EXPLANATORY STATEMENT

Agenda Item No. 2

To approve the appointment of Shri Hardik M Sheth as Government Nominee Director on the Board of the Bank.

In exercise of powers under clause (b) of sub-section (3) of Section 9 of the Banking Companies (Acquisition and Transfer of Undertakings) Act, 1970, the Central Government, vide its Notification Ref No eF.No.6/2/2022-BO.I dated 11.04.2022 has appointed Shri Hardik Mukesh Sheth as the Nominee Director of Government of India on the Board of Central Bank of India with effect from 11.04.2022 and until further orders.

Pursuant to Regulation 17(1C) of SEBI (LODR) Regulations, 2015, Bank shall ensure that the approval of the shareholders for appointment or re-appointment of a person on the Board of Directors or as a Manager is taken at the next general meeting. Accordingly, approval of shareholders is required in the AGM for appointment of Shri Hardik M Sheth as the Government Nominee Director on the Board of the Bank.

Brief profile of Shri Hardik Mukesh Sheth in terms of Regulation 36 (3) of SEBI (Listing Obligations and Disclosure Requirements) Regulations, 2015 read with para 1.2.5 of the Secretarial Standard No. 2 on General Meetings has been given in this Explanatory Statement hereinafter:

Name	Shri Hardik Mukesh Sheth
DIN	Not Applicable
Age	44 years
Nationality	Indian
Date of Appointment	11 th April, 2022
Education Qualifications	MBA (Finance) and US CPA
Brief resume including expertise in specific functional areas	Presently, Shri Hardik Mukesh Sheth is working as Director with Department of Financial Services, Ministry of Finance, Government of India. Prior to joining the Ministry, Shri Hardik Sheth was associated with few multinational as well as Public Sector Bank (State Bank of India). He has more than 18 years of experience in diversified areas. He has worked across various functions, including Risk Management, Credit Management, Corporate Credit, Branch Operations, and Administration. He has an experience of handling large team sizes and various branches under himself. He brings with him a holistic view of the Banking industry.
Directorships held in other companies	Nil
Memberships / Chairmanships of committees of other companies	Nil
Disclosure of relationships between directors inter-se	No relationship per se.
Listed entities from which the director has resigned in the past three years	Nil

For other details such as number of meetings attended during the year, number of equity shares held and remuneration drawn by the Director, please refer to the Corporate Governance Report in the Annual Report.

The Board of Directors recommends passing of the Ordinary Resolution as mentioned in the notice.

None of the Directors / Key Managerial Persons of the Bank is interested or concerned in the aforementioned resolution, except to the extent of their shareholding in the Bank.

Agenda Item No. 3**To approve the appointment of Shri M.V. Murali Krishna as Executive Director on the Board of the Bank.**

In exercise of powers conferred by the proviso to clause (a) of sub-section (3) of section 9 of the Banking Companies (Acquisition and Transfer of Undertakings) Act, 1970, by the Central Government, Shri. M.V. Murali Krishna has been appointed as Executive Director on the Board of the Bank, for a period of three years with effect from the date of assumption of office, i.e., from 01.12.2022 or until further orders, whichever is earlier.

Pursuant to Regulation 17(1C) of SEBI (LODR) Regulations, 2015, Bank shall ensure that the approval of the shareholders for appointment or re-appointment of a person on the Board of Directors or as a Manager is taken at the next general meeting. Accordingly, approval of shareholders is required in the AGM for appointment of Shri M.V. Murali Krishna as Executive Director on the Board of the Bank.

Brief profile of Shri M.V. Murali Krishna in terms of Regulation 36 (3) of SEBI (Listing Obligations and Disclosure Requirements) Regulations, 2015 read with para 1.2.5 of the Secretarial Standard No. 2 on General Meetings has been given in this Explanatory Statement hereinafter.

Name	Shri M.V. Murali Krishna
DIN	09021111
Age	55 years
Nationality	Indian
Date of Appointment	1 st December, 2022
Education Qualifications	MBA in Banking and Finance
Brief resume including expertise in specific functional areas	<p>Shri Malladi Venkat Murali Krishna joined as Executive Director of Central Bank of India with effect from 01st December, 2022.</p> <p>Prior to joining Central Bank of India, he worked as Chief General Manager of Bank of Baroda. Shri M.V. Murali Krishna has more than 31 years of experience in Banking industry. He began his career with Bank of Baroda as Probationary Officer and has over three decades of professional banking experience in leadership roles.</p> <p>Shri Murali Krishna was Head of Corporate & Institutional Credit – Large Corporate at Bank of Baroda.</p> <p>His expertise extends to all major areas of banking, including Corporate Credit, International Operations, Rural and Agriculture Banking, Financial Inclusion, NRI business etc</p> <p>During his long stint in the Banking Industry, he worked from branches to regional offices and from overseas territory to corporate office. He successfully handled the responsibilities such as Head of Large Corporate, Head of International Operations, Head of Rural & Agriculture Department and Head of Financial Inclusion Department. Shri Murali Krishna also held position as a Director on the Board of BOB Capital Finance Ltd, Baroda Gujarat Gramin Bank and AFC Ltd (Agriculture Finance Corporation).</p>
Directorships held in other companies	1. Cent Bank Financial Services Limited (Unlisted Company)
Memberships / Chairmanships of committees of other companies	Nil
Disclosure of relationships between directors inter-se	No relationship per se.
Listed entities from which the director has resigned in the past three years	Nil

For other details such as number of meetings attended during the year, number of equity shares held and remuneration drawn by the Director, please refer to the Corporate Governance Report in the Annual Report.

The Board of Directors recommends passing of the Ordinary Resolution as mentioned in the notice.

None of the Directors / Key Managerial Persons of the Bank is interested or concerned in the aforementioned resolution, except to the extent of their shareholding in the Bank.

Agenda Item No. 4

To approve the appointment of Shri Priavrat Sharma as Part time Non-Official Director under CA category on the Board of the Bank.

In exercise of powers under clause (g) of sub-section (3) of Section 9 of the Banking Companies (Acquisition and Transfer of Undertakings) Act, 1970, read with item (b) of sub-clause (2) of clause (9) the Nationalized Banks (Management and Miscellaneous Provisions) Scheme, 1970, the Central Government, vide its Notification Ref No F.No.6/8/2022-BO.I dated 08.05.2023 has appointed Shri Priavrat Sharma as Non-Official Director under CA category on the Board of the Bank w.e.f 08.05.2023 for a period of three years and until further orders, whichever is earlier.

Pursuant to Regulation 17(1C) of SEBI (LODR) Regulations, 2015, Bank shall ensure that the approval of the shareholders for appointment or re-appointment of a person on the Board of Directors or as a Manager is taken at the next general meeting. Accordingly, approval of shareholders is required in the AGM for appointment of Shri Priavrat Sharma as Non-Official Director under CA category on the Board of the Bank.

Brief profile of Shri Priavrat Sharma in terms of Regulation 36 (3) of SEBI (Listing Obligations and Disclosure Requirements) Regulations, 2015 read with para 1.2.5 of the Secretarial Standard No. 2 on General Meetings has been given in this Explanatory Statement hereinafter.

Name	Shri Priavrat Sharma
DIN	06972771
Age	52 Years
Nationality	Indian
Date of Appointment	08 th May, 2023
Education Qualifications	B.Com, FCA
Brief resume including expertise in specific functional areas	Shri Priavrat Sharma is having experience of more than 27 years in area of Audit, Due Diligence, Taxation, Financial planning, Company Law matters, Information system Audit, FEMA, Management Consultancy etc., Shri Priavrat Sharma is Partner of Priavrat Sharma & CO, (CA Firm), Jaipur.
Directorships held in other companies	1. Brahm Federation of Commerce and Industry (unlisted Company)
Memberships / Chairmanships of committees of other companies	Nil
Disclosure of relationships between directors inter-se	No relationship per se.
Listed entities from which the director has resigned in the past three years	Nil

The Board of Directors recommends passing of the Special Resolution as mentioned in the notice.

None of the Directors / Key Managerial Persons of the Bank is interested or concerned in the aforementioned resolution, except to the extent of their shareholding in the Bank.

Item No.5**To consider raising of Equity capital aggregate upto ₹2500/ crore through various modes like QIP/FPO/ Rights Issue.**

As per Basel III regulations, the Bank is required to maintain minimum Common Equity Tier-1 (CET 1) ratio of 5.50% plus Capital Conservation Buffer (CCB) of 2.50% in the form of equity capital, Tier 1 ratio of 9.50% and overall CRAR of 11.50%. The Bank will be requiring capital to meet the prescribed capital adequacy ratio (CRAR). The CRAR of the Bank during the FY 2022-23 is 14.12% (Tier I – 12.11% (includes CCB), Tier II – 2.01%)

Keeping in view of increase in Business projection of 12%-14%, to maintain health CRAR in F.Y. 2023-24 and to increase public shareholding in Bank, Bank has decided to raise the equity capital aggregate upto ₹2500 Crore through various modes like QIP/FPO/Rights Issue. These options will be exercised by the Bank as per the requirement and based on the prevailing market conditions.

The said equity capital will be raised with due approvals from the Government of India, Reserve Bank of India and such other authorities as laid down in The Banking Companies (Acquisition and Transfer of Undertakings) Act 1970, The Nationalised Banks (Management and Miscellaneous Provisions) Scheme 1970 and subject to the relevant guidelines / regulations of SEBI.

The Board of Directors at their meeting held on 29th April, 2023 had given their approval to raise an capital upto ₹2500/- crore through the different available options.

The Capital Adequacy Ratio of the Bank as on 31st March, 2023 is 14.12%. The Authorized Capital of the Bank is, at present, ₹10000/- crore. The Paid up Equity Share capital of the Bank as on 31st March, 2023 is ₹ 8680.93 Crore.

The enhanced capital will be utilized for the general business purposes of the Bank.

The Special Resolution seeks to give the Board powers to issue Equity Shares in one or more tranches at such time or times, at such price or prices, and to such of the Investors as the Board in its absolute discretion deems fit. The detailed terms and conditions for the issuance of the equity shares as and when made will be determined by the Board in consultation with the Merchant Bankers, Lead Managers, Advisors and such other authorities as may require to be considered by the Bank considering the prevailing market conditions and other relevant factors.

In the event of the issue of equity shares as aforesaid by way of Qualified Institutions Placements, it will be ensured that:

- The relevant date for the purpose of pricing of the Equity Shares would be, pursuant to Chapter VI of the SEBI

(ICDR) Regulations and/or other applicable regulations, be the date of the meeting in which the Board or the Capital Raising Committee thereof decides to open the proposed issue of the equity shares, subsequent to the receipt of Members' approval and other applicable provisions, if any of the Act and other applicable laws, rules, regulations and guidelines in relation to the proposed issue of equity shares;

- As the pricing of the offer cannot be decided except at a later stage, it is not possible to state the price of shares to be issued. However, the same would be in accordance with the provisions of the SEBI ICDR Regulations, the Banking Companies (Acquisition and Transfer of Undertakings) Act, 1970 and the Central Bank of India (Shares and Meetings) Regulations 1998, as amended from time to time or any other guidelines/regulations/consents as may be applicable or required
- The issue and allotment of fully paid shares shall be made only to Qualified Institutional Buyers (QIBs) within the meaning of SEBI (ICDR) Regulations and the allotment shall be completed within 365 days of the date of passing the above Resolution;
- The detailed terms and conditions for the offer will be determined in consultation with the Advisors, Lead Managers and Underwriters and such other authority or authorities as may be required, considering the prevailing market conditions and other Regulatory requirements.
- The total amount raised in such manner, including the over allotment, if any as per the terms of the issue of securities, would not exceed 5 times of the Bank's net worth as per the audited Balance Sheet of the previous financial year;
- The eligible securities allotted under the qualified institutions placement shall not be sold by the allottee for a period of one year from the date of allotment except on recognised Stock exchange.
- The Bank, its Promoter or Directors is not a fugitive economic offender.
- The equity shares allotted, shall rank pari passu in all respects with the existing equity shares of the Bank including dividend

The Board of Directors recommends passing of the Special Resolution as mentioned in the notice.

None of the Directors / Key Managerial Persons of the Bank is interested or concerned in the aforementioned resolutions, except to the extent of their shareholding in the Bank.

BY ORDER OF THE BOARD OF DIRECTORS

Date: June 6, 2023

Place: Mumbai

(Chandrakant Bhagwat)Company Secretary &
Compliance Officer



BUSINESS ANALYSIS

	(₹ In crores)												
PARAMETERS	MAR.11	MAR.12	MAR.13	MAR.14	MAR.15	MAR.16	MAR.17	MAR.18	MAR.19	MAR.20	MAR.21	MAR.22	MAR.23
Total Business	3,10,763	3,46,898	4,02,272	4,23,390	4,50,539	4,56,336	4,49,679	4,72,323	4,67,584	4,86,007	5,06,886	532,404	5,77,075
YoY Growth	15.43%	11.63%	15.96%	5.25%	6.41%	1.29%	(1.46%)	5.04%	(1.00%)	3.94%	4.30%	5.03%	8.39%
Total Deposits	1,79,356	1,96,173	2,26,038	2,40,069	2,55,572	2,66,184	2,96,671	2,94,839	2,99,855	3,13,763	3,29,973	342,692	3,59,296
YoY Growth	10.64%	9.38%	15.22%	6.21%	6.46%	4.15%	11.45%	(0.62%)	1.70%	4.63%	5.17%	3.85%	4.85%
Total Loans & Advances	1,31,407	1,50,725	1,76,234	1,83,321	1,94,967	1,90,152	1,53,008	1,77,484	1,67,729	1,72,244	1,76,913	1,89,712	2,17,779
YoY Growth	22.67%	14.70%	16.92%	4.02%	6.35%	(2.47%)	(19.53%)	16.00%	(5.50%)	2.69%	2.71%	7.23%	14.79%
Investments	54,847	59,577	72,662	86,384	95,655	89,895	93,792	1,05,295	1,29,219	1,47,358	1,53,820	1,46,759	1,42,653
YoY Growth	5.46%	8.62%	21.96%	18.88%	10.73%	(6.02%)	4.34%	12.26%	22.72%	14.03%	4.39%	(4.59%)	(2.80%)
CD Ratio	73.27%	76.83%	77.97%	76.36%	76.29%	71.44%	51.57%	60.20%	55.94%	54.90%	53.61%	55.63	60.86
Return on Assets	0.70%	0.26%	0.44%	(0.47%)	0.21%	(0.48%)	(0.80%)	(1.61%)	(1.70%)	(0.35%)	(0.26%)	0.30%	0.44%

PROFITABILITY

	(₹ In crores)												
PARAMETERS	MAR.11	MAR.12	MAR.13	MAR.14	MAR.15	MAR.16	MAR.17	MAR.18	MAR.19	MAR.20	MAR.21*	MAR.22	MAR.23
Gross Income	16,486	20,454	23,528	26,350	28,303	27,825	27,537	26,659	25,052	27,200	25,846	25,770	29,626
YoY Growth	19.47%	24.62%	14.52%	11.99%	7.41%	(1.69%)	(1.03%)	(3.19%)	(6.03%)	8.57%	(4.98%)	(0.29%)	14.96%
Gross Expenses	13,895	17,730	20,355	23,112	24,744	25,183	24,448	23,926	21,925	22,856	21,267	20,028	22,742
YoY Growth	18.35%	27.60%	14.81%	13.54%	7.06%	1.77%	(2.92%)	(2.14%)	(8.36%)	4.25%	(6.95%)	(5.83%)	13.55%
Operating Profit	2,591	2,815	3,173	3,238	3,559	2,642	3,089	2,733	3,127	4,344	4,579	5,742	6,884
YoY Growth	25.90%	8.65%	12.72%	2.05%	9.91%	(25.77%)	16.92%	(11.52%)	14.42%	38.92%	5.41%	25.40%	19.89%
Net Profit/Loss	1,252	533	1,015	(1,263)	606	(1,418)	(2,439)	(5,105)	(5,641)	(1,121)	(888)	1,045	1,582
YoY Growth	18.24%	(57.43%)	90.43%	(224.43%)	147.98%	(333.99%)	(72.00%)	(109.31%)	(10.50%)	80.13%	(20.79%)	217.68%	51.39%
NIM (%)	3.31%	2.78%	2.65%	2.73%	2.79%	2.78%	2.51%	2.47%	2.54%	2.80%	2.78%	3.21	3.64%
Net Interest Income	5,326	5,169	5,738	6,493	7,247	7,065	6,574	6,517	6,773	7,629	8,245	9,487	11,687
YoY Growth	109.27%	(2.95%)	11.01%	13.16%	11.60%	(2.51%)	(6.95%)	(0.88%)	3.93%	12.64%	8.07%	15.06%	23.19%
Non Interest Income	1,265	1,395	1,667	1,923	1,894	1,938	2,876	2,623	2,413	3,637	3,116	2,968	4,084
YoY Growth	(27.09%)	10.28%	19.50%	15.35%	(1.51%)	2.32%	48.40%	(8.80%)	(8.01%)	50.73%	(14.32%)	(4.75%)	37.60%

* Figures of March22 have been recalculated/regrouped wherever necessary to conform the current year classification

Directors' Report 2022-23

Your Directors have pleasure in presenting the Annual Report of the Bank along with the Audited Statement of Accounts, the Profit and Loss accounts and the cash flow statement for the year ended March 31, 2023.

1. Performance Highlights:

- » Total Business of the Bank stood at ₹ 577075 crore as at March 31, 2023 compared to ₹ 532404 crore as at March 31, 2022.
- » Total Deposits stood at ₹ 359296 crore as against ₹ 342692 crore in March 31, 2022.
- » Total Advances of the Bank stood at ₹ 217779 crore as against ₹ 189712 crore in March 31, 2022.
- » Total Income for the financial year ended March 31, 2023 was ₹ 29626 crore as compared to ₹ 25770 crore for the financial year ended March 31, 2022.
- » Non-Interest Income of the Bank stood at ₹ 4084 crore for the financial year ended March 31, 2023 compared to ₹ 2968 crore for the financial year ended March 31, 2022.

2. Income & Expenditure:

Details of income and expenditure for the financial year 2022-23 are given hereunder:

(₹ in Crores)

	31.03.2023	31.03.2022	Variation	%
1 Interest Income	25542	22802	2740	12.01%
– Advances	14922	11501	3421	29.75%
– Investments	8715	9264	(549)	-5.92%
– Others	1905	2037	(132)	-6.48%
2 Non Interest Income*	4084	2968	1116	37.60%
3 Total Income (1+2)*	29626	25770	3856	14.96%
4 Interest Expended	13855	13315	540	4.06%
– Deposits	13388	12848	540	4.04%
– Others	467	467	-	-
5 Operating Expenses	8887	6713	2174	32.38%
– Establishment	5604	3927	1677	42.70%
– Others	3283	2786	497	17.83%
6 Total Expenses (4+5)	22742	20028	2714	13.55%
7 Spread (1-4)	11687	9487	2200	23.18%
8 Operating Profit (3-6)*	6884	5742	1142	19.88%
9 Provisions*	5302	4152	1150	27.69%
10 Provisions For Tax	1063	672	391	58.18%
11 Exceptional Item (expenses)	0	545	-	-
12 NET PROFIT/(LOSS) (8-9-11)	1582	1045	537	51.39%

* Figures have been recalculated/ regrouped wherever necessary to confirm the current year classification

3. Provisions:

Details of Total Provisions of ₹ 5302 crore charged to the Profit and Loss Account during the financial year 2022-23 vis-a-vis previous financial year are detailed as under:

(₹ in Crores)

	31.03.2023 (FY)	31.03.2022 (FY)	Variation
Provisions for Standard Assets	681	(222)	406.76%
Provisions for NPAs*	3534	2454	44.01%
Provisions for Restructured Accounts	(222)	596	-137.25%
Provision on Investments*	215	653	-67.08%
Provisions for Taxes	1063	672	58.18%
Others	31	(1)	3200.00%
Total	5302	4152	27.70%

* Figures have been recalculated/ regrouped wherever necessary to confirm the current year classification

4. Profitability Ratios:

(In percentage)

	31.03.2023 (FY)	31.03.2022 (FY)
Cost Of Deposit	3.92	3.86
Cost Of Funds	3.97	3.92
Yield On Advances	7.61	6.57
Yield on Investments	6.26	6.27
Yield On Investment (Including Trading profit)	6.41	6.59
Net Interest margin	3.64	3.21
Cost To Income Ratio	56.35	53.90

5. Business Ratios:

	(In percentage)	
	31.03.2023 (FY)	31.03.2022 (FY)
Interest Income to Average Working Fund (AWF)	7.67	6.65
Non-Interest Income to AWF	1.53	0.87
Operating Profit to AWF	2.26	1.67
Return on Average Assets	0.61	0.30
Business Per Employee (₹ in crore)	18.70	17.15
Net Profit per Employee (₹ in lakh)	7.42	3.38

* Figures have been recalculated/ regrouped wherever necessary to confirm the current year classification.

6. Capital to Risk Weighted Assets Ratio (CRAR):

The components of Capital Adequacy Ratio were as under:

	31.03.2023 (FY)*	31.03.2022 (FY)
	Basel-III	Basel-III
Tier-I	12.11%	11.48%
Tier-II	2.01%	2.36%
Capital Adequacy Ratio	14.12%	13.84%

*As advised by RBI in its risk assessment report, Bank has computed Capital Ratio after adjustment for reckoning NPV of non-interest bearing recapitalization bond issued by Government of India

7. Net Profit/Loss:

The Bank has earned net profit amounting to ₹ 1582 crore during the financial year ended March 31, 2023. Board of Directors has not recommended any dividend on equity shares for the Financial Year 2022-23.

8. Dividend:

With a view to conserve resources for future business operations of the Bank, your Directors do not recommend any dividend for the financial year 2022-23.

9. Changes in the Board during the year:

Shri Bhushan Kumar Sinha ceased to be Director of the Board of the Bank w.e.f 11.04.2022 who was appointed as Government of India Nominee Director on the Board of the Bank by the Government of India w.e.f 14.05.2018.

Shri Hardik Mukesh Sheth was appointed as Government of India Nominee Director of Bank by the Government of India w.e.f 11.04.2022.

Shri Alok Srivastava, ceased to be Executive Director of the Bank on account of superannuation from the services of Bank on 30.11.2022.

Shri M.V Murali Krishna was appointed Executive Director of the Bank by the Government of India w.e.f 01.12.2022.

Further, Shri Priavrat Sharma was appointed as Part Time Non-Official Director under Chartered Accountant Category by the Central Government w.e.f 08.05.2023

10. Whistle Blower Policy:

Bank follows Central Vigilance Commission Guidelines on Whistle Blower complaints under Public Interest Disclosure and Protection of Informers (PIDPI) resolution. Bank has a web based portal in the name of "Cent e-Whistleblower" to facilitate reporting of malpractices by Employees and Directors without revealing their identities, which would be known to the General Manager – Human Resources Department. Directors and Employees may also approach Chairman of the Audit Committee of the Board directly. This may help to curb malpractices, prevent frauds and boost up morale of the employees.

11. Prompt Corrective Action:

Reserve Bank of India vide their letter dated June 13, 2017, has put the Bank under Prompt Corrective Action (PCA) in view of high net NPA and negative Return on Assets. Bank has fulfilled all parameters under revised PCA framework for SCBs issued by RBI and Bank has come out of PCA vide RBI Press Release dated 20th September, 2022.

12. Performance Evaluation of The Directors and the Board:

In terms of Regulation 25 of SEBI (LODR) Regulations 2015, the performance of the Board as whole and non-independent directors was evaluated by the Independent Directors in a separate Meeting held on 17th March, 2023.

Further, the performance evaluation of Whole Time Directors is carried out by Committee of Board for Performance Evaluation on the basis of guidelines prescribed by Government of India. Further, Performance of non-official Directors/ Shareholder Director is done by Board of Directors on annual basis.

13. Board and Its Sub-Committees:

The composition of the Board and its Sub-committees as required to be constituted as per the SEBI (LODR) Regulations, Government of India / Reserve Bank India Guidelines and the meetings held therein are mentioned in the Corporate Governance Report.

14. Declaration by Independent Directors during the Year:

All the Independent Directors of Bank have submitted the declaration confirming that they meet the criteria of independence as provided under Regulation 25 of SEBI (LODR) Regulations, 2015.

15. Secretarial Audit:

Pursuant to Regulation 24A of SEBI (Listing Obligations and Disclosure Requirements) Regulations, 2015 and SEBI Circular No. CIR/CFD/CMD1/27/2019 dated February 08, 2019, Bank had appointed M/s. S.G. & Associates (proprietor Mr. Ganesh Ganpule), Practicing Company Secretaries, Mumbai as a Secretarial Auditor to undertake Secretarial audit of Bank for the financial year 2022-23. The Secretarial Audit Report is annexed to this Report.

16. Management's Discussion and Analysis Report:

Pursuant to Regulation 34 read with Schedule V to the Listing Regulations, Management's Discussion and Analysis for the year under review is presented in a separate section forming part of the Annual Report.

17. Business Responsibility and Sustainability Report:

Business Responsibility and Sustainability Report as stipulated under Regulation 34 of the Securities and Exchange Board of India (Listing Obligations and Disclosure Requirements) Regulations, 2015 has been annexed to this report and also hosted on the website of the Bank (www.centralbankofindia.co.in).

18. Dividend Distribution Policy:

In accordance with the Regulation 43A of Securities and Exchange Board of India (Listing Obligations and Disclosure Requirements) Regulations, 2015, the Bank has formulated a Dividend Distribution Policy. The policy has been displayed on the Bank's website at (www.centralbankofindia.co.in).

19. Directors' Responsibility Statement:

The Directors confirm that in the preparation of the annual accounts for the financial year ended March 31, 2023:

The applicable accounting standards have been followed along with proper explanation relating to material departure, if any; The accounting policies framed in accordance with the guidelines of the Reserve Bank of India were consistently applied; Reasonable and prudent judgement and estimates were made so as to give a true and fair view of the state of affairs of the Bank at the end of the financial year and of the profit/ loss of the Bank for the financial year ended March 31, 2023; Proper and sufficient care was taken for the maintenance of adequate accounting records in accordance with the provisions of the applicable laws governing banks in India;

The accounts have been prepared on a going concern basis; Internal Financial Controls are adequate and were operating effectively; and Proper systems have been devised to ensure compliance with the provisions of all applicable laws and these systems are adequate and operating effectively.

20. Corporate Governance:

The Board of the Bank is committed to adopt best Corporate Governance practices in both letter and spirit. The Bank has a well-documented system and practice on Corporate Governance. The Corporate Governance Report of the Bank is annexed to this Report.

21. Acknowledgment:

The Board of Directors places on record its gratitude to the its Shareholders, Government of India, Reserve Bank of India, SEBI, Indian Bank's Association, Customers, Depositors, Stock Exchanges Depositories, and the other Stakeholders for their valuable guidance and support. The Board acknowledges with gratitude the unstinted support and faith of its employees, customers and shareholders.

For and on behalf of
the Board of Directors

[M V Rao]

Managing Director and
Chief Executive Officer

Place : Mumbai
Date : May 24, 2023

- b) The Banking Companies (Acquisition & Transfer of Undertakings) Act, 1970 and its amendments thereof.
- c) The Nationalised Banks (Management & Miscellaneous Provisions) Scheme, 1970.
- d) The Central Bank of India (Shares and Meetings) Regulations, 1998.

During the period under review, the Bank has complied with the provisions of the Act, Rules, Regulations, Guidelines, Standards, etc. mentioned above except the following observations:

- 1) The Composition of Board of Directors of Bank is not in compliance with Regulation 17 of SEBI (LODR) Regulations, 2015 as number of Independent Directors on the Board of Bank are less than 50% of its total strength.
- 2) There is no Independent Woman Director on the Board of Bank.
- 3) Composition of Nomination & Remuneration Committee is not in compliance with RBI circular dated 26.04.2021 and Regulation 19 of SEBI (LODR) Regulations, 2015. Further, no meeting of Nomination & Remuneration Committee was conducted in financial year 2022-23 as required under Regulation 19 of SEBI (LODR) Regulations, 2015.

We further report that

The Board of Directors of the Bank is duly appointed under Section 9 (3) of the Banking Companies {Acquisition & Transfer of Undertaking} Act, 1970 (as amended) and Nationalized Bank (Management & Miscellaneous Provision) Scheme 1970 (as amended) and constituted with proper balance of Executive Directors, Non-Executive Directors, Independent Director and Shareholder Director except as mentioned above. Bank has taken up the matter with Government of India for appointment of Directors against the vacant posts.

However, this may be noted that Central Bank of India is not a company incorporated under Companies Act but it is a body corporate constituted under Banking Companies (Acquisition and Transfer of Undertakings) Act, 1970. The Bank is a public sector bank and Government of India is the promoter thereof.

The Composition of the Board of Directors of Bank is guided under the above said Banking Companies Act. All Directors except one Shareholder Director, on the Board of the

Bank are appointed/ nominated by Government of India in terms of the Banking Companies Act. The changes in the composition of the Board of Directors that took place during the period under review were carried out in compliance with the provisions of the Banking laws in consonance with SEBI (LODR) Regulations, 2015.

The affairs of the Bank are managed/governed through the Board of Directors and its committees constituted as per the applicable laws and regulations made there under.

We further report that there are adequate systems and processes in the Bank commensurate with the size and operations of the Bank to monitor and ensure compliance with applicable laws, rules, regulations and guidelines.

We further report that the Bank has complied with Standard Operating Process under SEBI (PIT) Regulations, 2015 for ensuring compliance with Structured Digital Database (SDD) compliance as applicable to the listed entities under Reg. 3(5) and 3(6) of SEBI (PIT) Regulations, 2015.

We further report that during the audit period the Bank had following major events or actions which might have bearing on the Bank's in pursuance of the above referred laws, rules, regulations, guidelines, standards, etc.:

Bank has redeemed / exercised call option on BASEL III compliant Tier II bonds of ₹ 500 crore on 07.05.2022

Bank has redeemed / exercised call option on BASEL III compliant AT 1 bonds of ₹ 139.10 crore on 28.09.2022

We further report that during the audit period, there were no instances of:

- i. Public / Right/ debentures /sweat equity.
- ii. Merger/ Amalgamation/ Reconstruction etc.
- iii. Foreign technical collaborations.

For **SG & Associates**
Practicing Company Secretaries

Suhas Ganpule
Proprietor

Membership No: A12122
Place: Mumbai
Date: May 24, 2023

C. P. No: 5722
UDIN:A012122E000369116

ANNEXURE I

Secretarial Audit Report for the Financial Year Ended 31st March 2023

To
The Members
Central Bank of India

Our report of even date is to be read along with this letter:

1. Maintenance of secretarial record is the responsibility of the Management of the Bank. Our responsibility is to express an opinion on these secretarial records based on our audit.
2. We have followed the audit practices and processes as were appropriate to obtain reasonable assurance about the correctness of the contents of the secretarial record. The verification was done on test basis to ensure that the correct facts are reflected in secretarial records. We believe that the practices and processes, we followed provide a reasonable basis for our opinion.
3. We have not verified the correctness and appropriateness of financial records and books of accounts of the Bank.
4. Wherever required, we have obtained Management representation about the compliance of laws, rules, regulations, norms and standards and happening of events.
5. The compliance of the provisions of corporate and other applicable laws, rules, regulations, norms and standards is the responsibility of Management. Our examination was limited to the verification of procedure on test basis.
6. The secretarial audit report is neither an assurance as to the future viability of the Bank nor of the efficacy or effectiveness with which the Management has conducted the affairs of the Bank.

For **SG & Associates**
Practicing Company Secretaries

Suhas Ganpule
Proprietor

Place: Mumbai
Date: May 24, 2023

Membership No: A12122
C. P. No: 5722
UDIN: A012122E000369116

STRATEGY

NOTICE

REPORTS

FINANCIALS

Management Discussion and Analysis

Global Economy

The global economy is in a recovery phase following the impacts of the Covid-19 pandemic and the Russia-Ukraine war. While supply constraints have eased, inflation remains a concern due to volatile oil prices. Contact-intensive services, which were heavily affected during the pandemic, have witnessed demand and supported growth. However, manufacturing has faced challenges due to input cost pressures, supply chain disruptions, and the China lockdown affecting the availability of essential inputs and slowing global economic growth.

According to the World Economic Outlook report released by the International Monetary Fund (IMF) in April 2023, global growth is projected to reach 2.8 percent in 2023 and 3.0 percent in 2024. Global inflation is expected to moderate to 7.0 percent in 2023 from 8.7 percent in 2022, further declining to 4.9 percent in 2024. The report highlights India as a “bright spot” in the world economy, projecting growth of 5.9 percent for India in 2023. India accounted for a 7.3 percent share in global growth in 2022.

The global economic slowdown is primarily concentrated in advanced economies, with the United States experiencing a slowdown in GDP growth to 1.1 percent in the first quarter of 2023, following 2.6 percent growth in the fourth quarter of 2022. The US Federal Reserve has increased its policy rates to 5-5.25 percent in May 2023 to achieve the target of 2 percent inflation. US consumer inflation has dipped to an annual rate of 4.9 percent, lower than expected and the lowest since April 2021. The Federal Open Market Committee (FOMC) will closely monitor the transmission of monetary policy and its impact on economic activity, inflation, and financial developments.

In Europe, the European Central Bank (ECB) raised its benchmark borrowing costs to 3.25 percent. Annual inflation in the Euro Zone rose to 7 percent in April after five consecutive months of decline. The United Kingdom continues to experience inflation above 10 percent in March 2023, and further rate hikes are expected to control inflation. The UK, being a net importer of energy, is more affected by the rise in oil prices due to the Russia-Ukraine war. Euro area growth is expected to fall to 0.8 percent in 2023, with the UK economy projected to contract by 0.3 percent in the same year.

The IMF has lowered Japan's growth estimates for 2023 to 1.3 percent, reflecting weaker external demand and investment. However, Japan's economy grew at 1.6 percent in January-March 2023, indicating a rebound after a technical

recession last year. This growth momentum can be attributed to government-provided price relief measures and strong wage growth. Core consumer inflation in Japan reached 3.1 percent in March 2023, exceeding the target of 2 percent, while the Bank of Japan continues to maintain an ultra-loose monetary policy stance.

The share of Emerging Market and Developing Economies (EMDEs) in world GDP is 58.3 percent, with China accounting for 18.5 percent. EMDEs are expected to experience a dip in growth at 3.9 percent in 2023 before rebounding to 4.2 percent in 2024, according to the IMF report.

India Economy

The annual GDP growth of India for the year 2022-23 as per the National Statistical Office (NSO) is 7.2 percent. The Reserve Bank of India (RBI) has increased policy rates by 250 basis points since May 2022. Inflation has cooled down and remained within the targeted range set by the RBI, at 4.7 percent in April 2023 and 5.6 percent in March. The steady demand and easing of supply constraints are expected to strengthen the Indian economy, with inflation projected to remain within the target range and no further rate hikes anticipated in the future.

The Index of Industrial Production (IIP), which measures industrial output, recorded a growth of 1.1 percent in March 2023. The IIP had been consistently growing since Diwali, indicating a sustained improvement in industrial activity. The Purchasing Managers' Index (PMI) for manufacturing in April suggests continued resilience in the manufacturing sector.

The Indian rupee experienced depreciation against the USD, reaching 82.6 per USD in mid-March 2023. Concerns have arisen due to global banking instability, resulting in sharp selling pressure on emerging market currencies. Throughout 2023, the rupee remained under pressure due to an imbalanced current account, significant capital outflows, and RBI's interest rate hikes. Strong import demand has also contributed to the current account deficit. Foreign Portfolio Investors (FPIs) were net sellers for most months in FY23. Total exports increased by 5.8 percent in FY 2023, compared to a significant increase of 45.1 percent in FY 2022. Total imports also experienced growth, rising by 16.3 percent, although at a lower pace compared to the previous fiscal year's increase of 56.1 percent

Banking

Despite confronting a challenging international financial landscape during the first half of FY 2022-23, the banking industry showed resilience, backed by satisfactory capital

buffers, and controlled non-performing loan levels. Banks witnessed an enhancement in profitability during this period, driven primarily by a rise in net interest income, as rising interest rates exerted limited initial impact on investment portfolios.

Bank credit growth surged, mirroring the recovery in economic activities. Non-food bank credit of Scheduled Commercial Banks (SCBs) surged to 16.7% (year-on-year) as of September 9, 2022, from 9.7% as of the end of March 2022. This robust growth persisted into the second half of 2022-23, buoyed by a rebounding economy, with non-food bank credit accelerating to 15.4% by the end of March 2023 from 9.7% a year earlier. As credit growth surpassed aggregate deposit growth, the incremental credit-deposit ratio exceeded 100%.

There was an improvement in bank credit across all major sectors in FY 2022-23. The agriculture sector witnessed a 13.4% credit growth in the first half of FY 2022-23, matching the growth of the prior year, stimulated by an above-average monsoon, and increased agricultural credit targets. Industry credit bounced back to 11.4% from 1.5% last year, spearheaded by large industries and consistent growth in the MSME segment. Retail loans continued to propel credit growth throughout FY 2022-23, with sustained high credit growth across major sub-sectors in the second half due to a resurgence in demand.

The aggregate deposits of SCBs grew faster during FY 2022-23, driven by substantial interest rate increases, slowing to 9.6% by March 24, 2023, compared to 8.9% growth the previous year (as of March 25, 2022). Deposit growth accelerated during the year due to banks raising rates on term deposits, although it lagged behind credit growth.

The SCBs' asset quality improved, with the overall non-performing assets (NPA) ratio decreasing to 5.6% in June 2022 from 7.5% a year earlier, falling further to 4.5% in December 2022 from 6.5% a year earlier, marking an improvement across all major sectors. As the policy repo rate increased from May 2022, banks' deposit and lending rates ascended during the first half of 2022-23. From May 2022 to February 2023, the Weighted Average Lending Rate (WALRs) increased across all sectors. Banks' efforts to secure retail deposits to fund credit growth led to a more rapid transmission to retail deposit rates in the second half. Amid moderating systemic liquidity, banks also elevated their term deposit rates during the first half of 2022-23.

The Weighted Average Domestic Term Deposit Rate (WADTDR) on new deposits, encompassing both retail and bulk, soared by 222 basis points from May 2022 to February 2023. Banks initially concentrated on securing bulk deposits during the first half. This trend shifted in the second half, with the increase in new retail deposit rates (122

basis points) surpassing that in new bulk deposit rates (77 basis points). The transmission to WADTDR on outstanding deposits steadily improved, reflecting the longer maturity of term deposits contracted at fixed rates. The increase in term deposit rates in the current tightening cycle exceeded that in lending rates, indicating a higher demand for sustainable funds from depositors.

Central Bank of India's Business

Central Bank of India Surpasses Business Growth Targets with Strong Financial Performance

PARTICULARS	MAR'22	MAR'23	₹ in Cr	
			Y-o-Y Growth %	
Total Business	532404	577075	8.39	
Total Deposits (Including Interbank Deposits)	342692	359296	4.85	
CASA Deposits	172480	180312	4.54	
CASA %	50.58	50.39	(19) bps	
Total Advances	189712	217779	14.79	
RAM	125000	144735	15.79	
Corporate	64712	73044	12.88	
CD Ratio	55.63	60.86	523 bps	

Business Growth Targets Surpassed

Central Bank of India (CBI) achieved exceptional results in FY2023, surpassing its business growth targets. Your Bank's total business increased from INR 532,404 crores to INR 577,075 crores, representing a year-on-year growth of 8.39%. It outperformed its guidance of 8% to 10% for business growth. Central Bank of India's remarkable performance, focus on asset quality, technological transformation, and customer-centric approach position your Bank for continued success. With comprehensive outlook across various aspects, your Bank strives to maintain growth, improve profitability, and provide exceptional service to its customers. CBI achieved its highest-ever recorded net profit in FY2023, amounting to INR 1,582 crores, surpassing the previous record set in 2010.

Advances and Credit-Deposit Ratio

CBI demonstrated robust growth in advances, with total advances surging from INR 189,712 crores to INR 217,779 crores, marking a remarkable growth rate of 14.79%. Within the advances segment, the Retail, Agriculture, and MSME (RAM) category witnessed substantial growth, increasing from INR 125,000 crores to INR 144,735 crores, representing a growth rate of 15.79%. Corporate advances also experienced healthy growth, rising from INR 64,712

crores to INR 73,044 crores, indicating a growth rate of 12.88%. The credit-deposit ratio increased significantly from 55.63% to 60.86%, signifying CBI's expanding lending activities compared to its deposit growth.

Strong Overall Performance

Your Bank maintained a balanced credit book, with 66.46% in RAM and 33.64% in the corporate segment, slightly exceeding the target ratio. The net interest margin (NIM) stood at 3.64%, surpassing the target of more than 3%. The gross non-performing assets (NPA) remained slightly above the target of below 8% at 8.44%, but the net NPA remained well under control at 1.77%. Your Bank demonstrated a strong provision coverage ratio (PCR) of 92.48%, surpassing the target of more than 92%. The slippage ratio remained low at 1.62%, below the estimated range of 2% to 2.25%. The credit cost was also lower than expected at 0.83%, below the target range of 1% to 1.25%.

Your Bank maintains a strong focus on asset quality, aiming for credit costs below 1% and stressing the importance of maintaining strong corporate and MSME books. Your Bank recognizes the need for technological transformation to leverage its customer base and drive future growth. Ongoing efforts in technology enhancement are expected to yield results starting from the third quarter.

Your Bank registered a year-on-year growth of 25.40% in fee-based income, driven by factors such as PSLC sales, recoveries, and other miscellaneous income. Your Bank expects fee-based income and service charges to remain steady.

Your Bank maintains stability in its restructured book and has a strong grip on MSME collections. Your Bank expects the cost-to-income ratio to be around 53% to 55% in the current fiscal year, with a target of coming below 50% in the next fiscal year. It projects a reduction in gross NPA through planned initiatives. Leveraging its customer base and technology enhancements, CBI aims to strengthen its position.

Resource Mobilisation

In the period from March 2022 to March 2023, Central Bank of India witnessed growth in various deposit categories. CBI experienced a growth rate of 4.85% in total deposits, which rose from INR 342,692 crores to INR 359,296 crores. Specifically, CASA deposits increased from INR 172,480 crores to INR 180,312 crores, reflecting a growth rate of 4.54%. The current deposits increased from INR 16,515 crores to INR 17,781 crores, representing a year-on-year growth of 7.67%. Savings deposits also experienced growth, rising from INR 1,55,965 crores to INR 1,62,531 crores, reflecting a growth rate of 4.21%.

PARTICULARS	MAR'22	MAR'23	₹ in Cr
			Y-o-Y Growth %
Current	16515	17781	7.67
Savings	155965	162531	4.21
Total CASA Deposits	172480	180312	4.54
CASA %	50.58	50.39	(19) bps
Core Time Deposits	168481	177446	5.32
Total Core Deposits	340961	357758	4.93
Inter Bank Deposits	1656	1456	(12.08)
Total Deposits	342692	359296	4.85

The total CASA deposits, which include both current and savings deposits, increased from INR 1,72,480 crores to INR 1,80,312 crores, indicating a growth rate of 4.54%. However, the CASA percentage, which represents the proportion of CASA deposits to total deposits, slightly decreased from 50.58% to 50.39%, showing a decline of 19 basis points (bps).

Core time deposits, another category of deposits, rose from INR 1,68,481 crores to INR 1,77,446 crores, reflecting a growth rate of 5.32%. The total core deposits, including both core time deposits and CASA deposits, increased from INR 3,40,961 crores to INR 3,57,758 crores, marking a growth rate of 4.93%. On the other hand, interbank deposits decreased from INR 1,656 crores to INR 1,456 crores, representing a decline of 12.08%.

New Initiatives

These new initiatives align with CBI's focus on technological advancement, asset quality management, revenue diversification, operational efficiency, and risk mitigation. By implementing these strategies, your Bank aims to enhance its competitive position, drive sustainable growth, and provide exceptional service to its customers.

1. **Technological Transformation:** CBI recognizes the need for technological transformation to leverage its customer base and drive future growth. Ongoing efforts in technology enhancement are expected to yield results starting from the third quarter. This initiative aims to improve operational efficiency, enhance customer experience, and support digital banking services.
2. **Focus on Asset Quality:** CBI maintains a strong focus on asset quality, aiming for credit costs below 1%. By emphasizing the importance of maintaining strong corporate and MSME books, your Bank aims to mitigate risks and ensure a balanced credit portfolio.
3. **Fee-Based Income Growth:** In FY2023, CBI registered a year-on-year growth of 25.40% in fee-based income.

This growth was driven by factors such as PSLC sales, recoveries, and other miscellaneous income. Your Bank expects fee-based income and service charges to remain steady, indicating its focus on diversifying revenue streams.

4. **Restructured Book Management:** CBI maintains stability in its restructured book and has a strong grip on MSME collections. This initiative involves actively managing and monitoring the restructured assets to ensure timely repayments and minimize credit risks.
5. **Cost-to-Income Ratio Optimization:** CBI aims to improve operational efficiency by targeting a cost-to-income ratio of below 50% in the next fiscal year. This initiative involves streamlining processes, optimizing resource allocation, and implementing cost-saving measures to enhance profitability.
6. **Reduction in Gross NPA:** CBI projects a reduction in gross non-performing assets (NPA) through planned initiatives. By actively managing and resolving stressed assets, your Bank aims to strengthen its balance sheet and improve overall asset quality.

Emerging Business

Co-Lending

During the fiscal year 2021-22, Central Bank of India (CBI) strategically implemented several initiatives to enhance its lending capabilities and support the growth of Retail, Agriculture, and MSME (RAM) sectors. These initiatives aimed to maximize your Bank's reach, improve access to credit, and foster economic development in line with the RBI guidelines.

Establishment of Emerging Business Vertical: Central Bank of India (CBI) has introduced a dedicated vertical, called Emerging Business, to strengthen its focus on advancing loans in the Retail, Agriculture, and MSME sectors (RAM), to facilitate the growth of advances in these key sectors through multiple avenues, including co-lending, pool buyout, and trade receivables discounting of MSME units on the TReDS platform. By leveraging these mechanisms, CBI aims to bolster its presence in the RAM sectors and effectively address the diverse financing needs of its customers.

Co-Lending Partnerships: In line with RBI guidelines and to bolster lending activities in the Retail, MSME, and Agriculture segments under the Priority Sector, CBI forged strategic co-lending partnerships with seven leading Non-Banking Financial Companies (NBFCs) and Housing Finance Companies (HFCs) in the country. These partnerships enable CBI to extend credit to a wider range of borrowers and leverage the expertise of these specialized entities. Through the co-lending model, your Bank aims to optimize resource utilization, enhance risk management, and ensure the availability of credit to deserving borrowers in priority

sectors. During the fiscal year 2022-23, Central Bank of India expanded its co-lending partnerships by collaborating with seven leading NBFCs/HFCs in the country. This brought the total count of partnerships to 14 as of March 31, 2023. These partnerships aim to increase lending in the Retail, MSME, and Agriculture sectors, both within the priority sector and non-priority sector, in accordance with the guidelines provided by the Reserve Bank of India (RBI). These co-lending partnerships have enabled Central Bank of India to further support the development and expansion of Retail, MSME, and Agriculture sectors, contributing to the overall economic growth and fulfilling the bank's commitment to meeting the diverse financing needs of its customers.

The impact of these co-lending initiatives on advances growth during the fiscal year is as follows:

(₹ in crore)

Segment	Sanctions during 2023	Outstanding as on 31.03.2023
	Amount sanctioned	Amt. O/S as on 31.03.2022
RETAIL	3694.32	4383.71
MSME	198.63	1916.22
Agriculture	4.72	3.75
Total	5619.27	6303.67

The growth in advances during the year due to Pool Buyout is as under:

(₹ in crore)

Segment	Sanctions during 2023	Outstanding as on 31.03.2023
	Amount sanctioned	Amt. O/S as on 31.03.2022
RETAIL	1500.00	3516.81
MSME	200	161.97
Total	1700	3678.78

These collaborative efforts have significantly contributed to the growth and diversification of CBI's loan book. By joining forces with established NBFCs and HFCs, your Bank has harnessed synergies, expanded its customer base, and improved access to credit for individuals and businesses operating in the RAM sectors.

Moving forward, CBI remains committed to further strengthening its collaboration with co-lending partners, exploring innovative lending models, and proactively supporting the financing needs of Retail, Agriculture, and MSME segments. These initiatives align with your Bank's strategic vision, regulatory obligations, and its continued dedication to fostering inclusive growth and financial empowerment.

Performance Highlights of TReDS Platform - As of March 31, 2023

The TReDS platform has demonstrated remarkable growth and achievements during the fiscal year 2022-23. The performance highlights are as follows:

- 1. Total Turnover:** The total turnover achieved for FY 2022-23 amounted to INR 6098.94 crore, showcasing a substantial increase compared to the turnover of INR1972.10 crore in FY 2021-22. This significant growth reflects the growing acceptance and adoption of the TReDS platform by corporates and public sector undertakings (PSUs).
- 2. Turnover by Category:** Out of the total turnover of INR 6098.94 crore, INR 3338.79 crore was generated through transactions in the corporate category, while INR 2760.15 crore was facilitated under the PSU category. These figures indicate the diverse participation and widespread utilization of the TReDS platform by both corporate entities and PSUs.
- 3. Total Outstanding:** As of March 31, 2022, the total outstanding amount on the TReDS platform stood at INR1205.03 crore. This reflects the ongoing business activity and the strength of the platform in facilitating trade receivables financing.

The performance of the TReDS platform underscores its effectiveness in enabling seamless transactions and providing much-needed liquidity to businesses. The substantial increase in turnover compared to the previous fiscal year demonstrates the growing confidence and reliance on this innovative platform for efficient management of trade receivables.

Credit Highlights

The total gross advances of the Bank increased to ₹ 217,779 crore as of March 31, 2023, representing a growth of 14.79% compared to the previous year. During the financial year, fresh corporate credit of ₹ 42,579.24 crore was sanctioned. The Bank updated its loan policy and master circulars to improve asset quality and manage credit risks, ensuring more effective systems and controls and faster decision-making. Interest rates were rationalized to enhance the Bank's competitiveness in the market. All borrowal accounts were brought under the regulatory limits of the Large Exposure Framework. The Bank also sanctioned the Corporate Credit Guarantee Enhancement Line (CGECL) to eligible corporate accounts and invoked the regulatory framework of the One Time Restructuring (OTR) for eligible corporate accounts. The introduction of the Green Channel provided centralized access for corporate customers at the Central Office, streamlining their relationship with the Bank. The Bank realigned its portfolio with an increased exposure to AAA-rated borrowers and implemented a standard operating procedure for downgrades in external credit ratings. The

EBLR linked ROI product was extended for tenors ranging from more than 2 years up to 15 years. Internet banking services were made available to all corporate customers and other CC/OD account holders. Guidelines and SOPs were established to provide financial assistance for the enhancement of ethanol distillation projects. Additionally, the Bank revised NBG guidelines and takeover norms to facilitate the ease of obtaining fresh loans.

Credit Monitoring & Policy

Central Bank of India has established a dedicated vertical called Credit Monitoring & Policy, led by a General Manager, with the objective of improving the quality of its credit portfolio. The department is actively engaged in various activities to ensure effective credit monitoring and policy implementation. Some of the major activities undertaken by the department include:

- The credit monitoring activities of your Bank encompass several key practices and processes. This includes the establishment of Credit Monitoring Committees at controlling offices and large branches, conducting monthly meetings to discuss credit monitoring matters. Additionally, your Bank evaluates the exercise of delegated lending powers at different levels on a monthly basis. Root-cause analysis of Special Mention Accounts (SMA) is conducted to identify underlying issues and proactively address them. Your Bank also monitors the coverage and closure status under the Loan Review Mechanism. Ensuring the accuracy of inventory valuation and verification is done through the conduct of stock audits in borrowed CC/OD accounts ₹ 5 crore and above.
- Accounts are regularly reviewed and renewed to ensure timely updates and appropriate risk assessment. Periodic inspections of securities are conducted to validate their existence and market value. Your Bank verifies the completeness and enforceability of collateral documentation to ensure the perfection of securities. Early Warning Signals (EWS) of borrowal accounts are monitored through a dedicated portal to identify potential financial distress and facilitate early resolution. Upon observing EWS, accounts are red-flagged for further investigation, following RBI guidelines.
- Specialized Monitoring Agencies (ASM) are engaged to monitor the operations and transactions of large-value borrower accounts continuously. Credit Processing and Approval Centres (CPAC) are established in regional offices to empower branches in credit decisions and facilitate streamlined verification of pre-disbursal activities. A War Room at the Central Office is operated to monitor and follow up on all SMA accounts with exposure up to ₹1.00 crore, where as accounts above ₹ 1 crore are being monitored by Credit monitoring department itself. A system for quarterly review of loan

accounts, including listed companies, is implemented to monitor actual business performance.

- Timely submission of loan account details to Credit Information Companies and NeSL (Information Utility) is ensured, along with the submission of default reports and main reports of borrowal accounts to CRILC. Various regulatory returns and Management Information System (MIS) related to advances are also submitted on time. Your Bank actively monitors the registration of security interest with CERSAI. Lastly, credit-related policies are regularly updated in accordance with notifications from RBI and the Government of India. These practices collectively contribute to effective credit monitoring within the bank.

These activities undertaken by the Credit Monitoring & Policy vertical play a crucial role in enhancing credit quality, mitigating risks, and ensuring compliance with regulatory requirements.

PRIORITY SECTOR

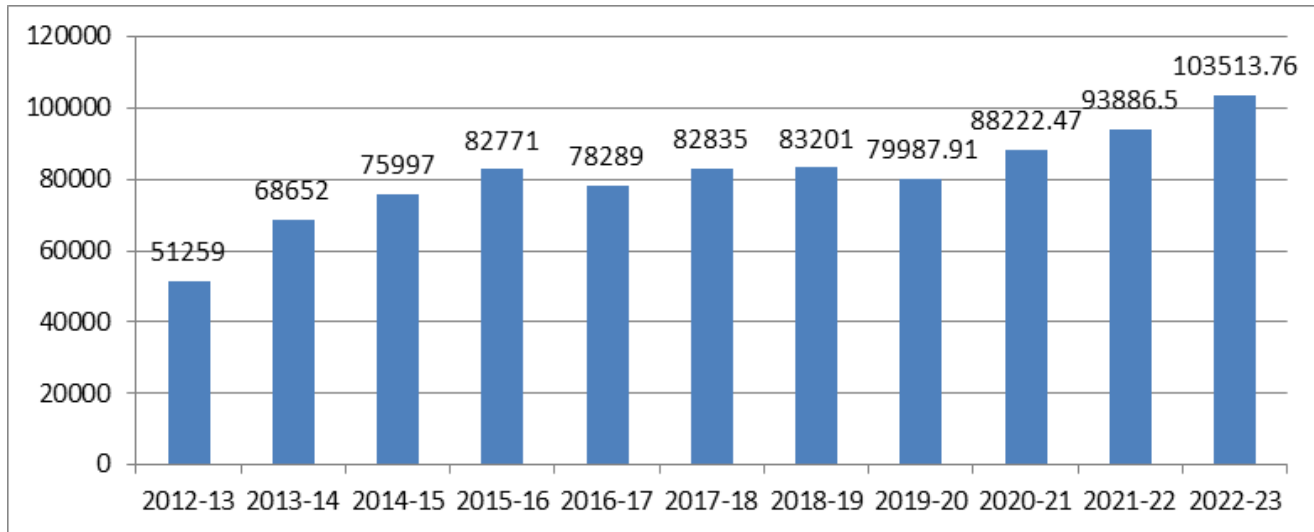
In accordance with RBI directives, Central Bank of India (CBI) is mandated to allocate 40% of its Adjusted Net Bank Credit (ANBC) or an equivalent credit amount of off-balance sheet exposure, whichever is higher, to the Priority Sector. For FY2023, the Bank's Total Priority Sector Advances accounted for 54.48% of its ANBC, surpassing the regulatory norm of 40%. This highlights CBI's strong commitment to meeting the credit needs of priority sectors as identified by the RBI. By exceeding the mandated allocation, your Bank demonstrates its dedication to supporting economic growth, fostering financial inclusion, and addressing the specific needs of sectors such as agriculture, micro, small, and medium enterprises (MSMEs), education, housing, and more.

The performance of the Bank under various segments of priority sector as on 31.03.2023 is as under:

S I. No.	Particulars	Mar-20	Mar-21	Mar-22	Mar-23	Growth (%)
1	Priority Sector Advance	79987.91	88222.47	93886.50	103513.76	10.25
	Percentage achievement of ANBC	45.07%	51.96%	44.08%	54.48	
2	Total Agriculture Advance	34419.4	36206.99	38635.40	42110.35	8.99
	Percentage achievement of ANBC	19.54%	21.32	19.79%	21.98	
3	MSME	29250.15	32356.43	34138.55	39898.83	16.87
4	Education Loan	2341.42	2724.77	2485.20	2242.55	-9.76
5	Housing Loan (upto ₹ 25 Lakh)	13939.37	16744.07	18503.23	19188.99	3.71
6	Other Priority Sector	17.51	24.77	13.14	6.64	-49.46
7	Renewal Energy	0	2.35	2.25	1.40	-37.77
8	Social Infrastructure	7.22	153.15	104.40	58.87	-43.61
9	Export Credit	12.84	9.93	4.33	6.13	41.57

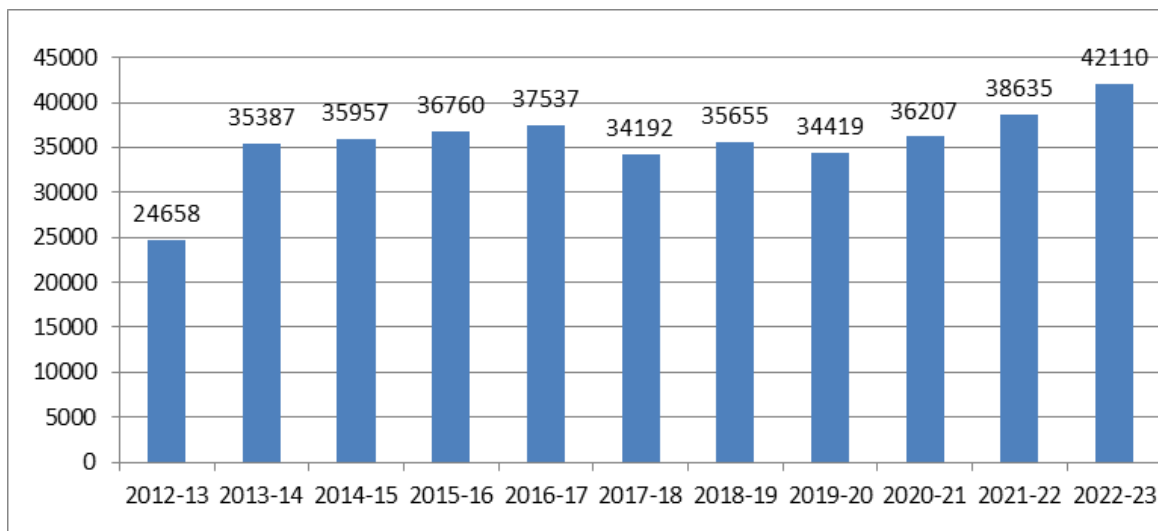
During the financial year 2022-23, Central Bank of India witnessed an increase in credit deployment under the priority sector, reaching ₹ 103,513.76 Crore. This represents a significant increase of ₹ 9,627.26 Crore compared to the previous year. In order to capitalize on the excess lending over Adjusted Net Bank Credit (ANBC) in the priority sector, your Bank engaged in sale transactions involving Priority Sector Lending Certificates (PSLCs). Your Bank successfully sold PSLCs worth ₹ 4,650.00 Crore under the Priority Sector, with ₹ 1,000 Crore under General PS, ₹ 2,950 Crore under Small and Marginal Farmers, and ₹ 700 Crore under Micro Enterprises. Furthermore, your Bank holds an outstanding Rural Infrastructure Development Fund (RIDF) amounting to ₹ 2,072.18 Crore under the Priority Sector, with ₹ 1,556.74 Crore specifically allocated to the Agriculture sector as of March 31, 2023. These initiatives and accomplishments reflect the bank's commitment to meeting priority sector lending targets and supporting crucial sectors of the economy.

(Amt in Rupee Crore)



Agriculture

In the fiscal year under consideration, the total Agriculture credit witnessed a significant increase of ₹ 3,474.95 crores, rising from ₹ 38,635.40 crores as of March 31, 2022, to ₹ 42,110.35 crores as of March 31, 2023. This growth demonstrates the bank’s commitment to supporting the agricultural sector and meeting the financing needs of farmers. Moreover, the net percentage of agriculture credit to adjusted net bank credit (ANBC) stood at 21.98%, surpassing the stipulated target of 18% set by regulatory authorities. This achievement highlights the bank’s dedication to fulfilling its priority sector lending obligations and contributing to the development of the agriculture industry.



Your Bank offers a range of schemes to cater to the diverse needs of the agricultural and allied sectors. These schemes include:

- **Cent Kisan Credit Card:** This scheme provides a single window credit facility for various agricultural expenses such as cultivation of crops, post-harvest expenses, marketing of produce, and working capital for farm asset maintenance.
- **Cent Agri Gold Loan:** Quick financing is provided for crop production and investment credit in agriculture and allied activities against the pledge of gold ornaments and gold coins issued by the bank.
- **Cent SHG Bank Linkage:** This scheme focuses on lending to Self-Help Groups (SHGs) through revolving cash credit and term loans.

- **DAY-NRLM:** Launched by the Ministry of Rural Development, this scheme aims to finance women SHGs under a mission mode approach.
 - **Cent AMI (Agriculture Marketing Infrastructure) Scheme:** Financial assistance is provided for the creation of marketing infrastructure with modern technology, grading facilities, quality certification, and scientific storage for managing the marketable surplus of the agricultural and allied sector.
 - **Cent Poly House, Green House, Shade-Net House:** This scheme offers financial assistance for undertaking protected farming of high-quality commercial horticulture crops.
 - **Cent Dairy:** Financial support is provided for the establishment of dairy units for milk production.
 - **Cent Agri Clinic / Agri Business:** The scheme provides financial assistance for setting up Agri Clinics and Agri Business Centers by candidates who possess the required qualifications and meet the scheme's criteria.
 - **Cent Farm Machinery:** Financing options are available for the purchase of tractors, trailers, and other agricultural implements.
 - **Cent Kisan Sathi:** This scheme assists indebted farmers in reducing their outstanding dues payable to money-lenders and brokers.
 - **Cent Scheduled Tribe:** Financial assistance is provided to weaker sections under the Scheduled Tribe category.
 - **Cent Poultry:** Finance is offered for the establishment and operation of poultry farm units.
 - **Cent Fishery:** Financial support is provided for traditional and commercial fishing activities.
 - **Cent Agri Infra:** This scheme provides medium to long-term debt finance for investment in projects related to post-harvest management.
 - **Cent Solar — PMKUSUM Scheme:** The scheme offers finance to farmers, Farmer Producer Organizations (FPOs), and cooperative of farmers for setting up decentralized solar or other renewable energy-based power plants.
 - **Cent Animal Husbandry Infra:** Financial assistance is provided for dairy processing and value addition infrastructure, meat processing and value addition infrastructure, and animal feed plants.
 - **Cent FPO:** This scheme provides finance to Farmer Producer Organizations (FPOs) and Farmer Producer Cooperatives (FPCs) up to ₹ 75.00 crores.
 - **Cent FIDF:** The scheme offers finance for the creation and modernization of capture and culture fisheries infrastructure to reduce post-harvest losses.
 - **Cent PMFME Scheme:** Financial support is provided for setting up and modernizing Micro Food Processing Enterprises.
 - **Cent Cold Storage:** The scheme meets the financial needs of cold storage and warehouse units, with a maximum limit of ₹ 50.00 crores.
- Initiatives taken to accelerate the flow of credit to the Agriculture sector included various special credit campaigns. All rural and semi-urban branches organized monthly mega credit camps to promote and sanction new agricultural loans. Additionally, special credit camps were organized for SHGs bank linkage, facilitating access to credit for self-help groups. Your Bank also ensured crop insurance coverage for eligible farmers under the "Pradhan Mantri Fasal Bima Yojana" (PMFBY) by submitting the opt-in option for crop insurance coverage. Focus was given to investment credit and financing for self-help groups in the agricultural sector, with an emphasis on extending credit to small and marginal farmers. To enhance credit flow and increase coverage under social security schemes, village-level weekly camps were organized by all rural and semi-urban branches to create awareness among farmers. These efforts aimed to promote financial inclusion and support the growth of the agricultural sector.

Financial Inclusion (FI)

Central Bank of India is dedicated to promoting financial inclusion and empowering individuals from diverse backgrounds. Your Bank has implemented various initiatives to ensure equal access to financial services and support the overall well-being of its customers. The Cent Grah Laxmi Scheme specifically caters to women customers, allowing them to become property owners, thereby fostering economic independence and empowerment. In line with Sustainable Development Goals (SDGs), CBI has established Financial Literacy and Counselling Centres (FLCC) to provide comprehensive financial education and guidance to individuals, aiming to achieve greater financial inclusion. Additionally, your Bank recognizes the valuable contributions of retired personnel and has brought them on board as consultants, leveraging their experience and knowledge for the benefit of customers. CBI celebrates "Samman Divas" to honour senior citizens and retired bank employees, acknowledging their significant contributions to your Bank's growth. To cater to the needs of children, your Bank has introduced the Cent yuva product, which provides insurance coverage under the Pradhan Mantri Jeevan Jyoti Bima Yojana, with your Bank bearing the premium cost. CBI also prioritizes the well-being of its employees by offering regular health check-ups under the staff welfare scheme. Moreover, in alignment with the National Apprenticeship Promotion Scheme (NAPS) initiated by the Government of India, CBI has appointed more than 17% of its total

workforce as apprentices, fostering skill development and creating opportunities for young individuals to gain valuable work experience. Through these initiatives, CBI remains committed to promoting financial inclusivity, recognizing the contributions of various stakeholders, and nurturing the overall welfare of its customers and employees.

Central Bank of India has extended its banking services to 24,311 villages by deploying 13,142 Business Correspondent (BC) agents. This initiative aims to bring banking facilities to rural areas and promote financial inclusion. Additionally, your Bank has also opened 997 Urban Financial Inclusion centers, further expanding its reach to urban communities.

Your Bank has witnessed a substantial number of transactions during the reporting period, as follows:

Transactions in Financial Inclusion (FI) accounts opened through Business Correspondents (BCs) have shown a significant increase, from 563.35 lakh transactions in FY 2022-23 to 675.88 lakh transactions, representing a year-on-year growth of 19.97%. This growth reflects the rising utilization and adoption of FI accounts by customers, highlighting the effectiveness of the bank's efforts in expanding financial inclusion and providing accessible banking services to underserved communities.

(Amount in Crores)

The business conducted through Business Correspondents (BCs) witnessed a notable increase, with the value rising from ₹ 3285.77 Crores as of 31st March 2022 to ₹ 4001.86 Crores as of 31st March 2023. This represents a year-on-year growth

of 21.79%. The significant growth in business through BCs highlights the success of the bank's strategy in expanding its reach and delivering financial services to unbanked and underserved areas.

The number of accounts opened through Business Correspondents (BCs) experienced a growth of 9.54% year-on-year. The count of accounts increased from 150.09 Lacs on 31 March 2022 to 164.41 Lacs as of 31 March 2023. This increase reflects the bank's efforts in promoting financial inclusion and reaching out to the unbanked population through the BC model. By leveraging the services of BCs, Central Bank of India has been successful in expanding its customer base and providing access to banking services to a larger segment of the population.

Under the **Pradhan Mantri Jan Dhan Yojana (FI-PMJDY)** initiative during the fiscal year 2022-23, Central Bank of India achieved significant milestones. The major achievements are as follows:

1. Business through Business Correspondent (BC) outlets witnessed a substantial growth of 21.79%. The business volume increased from ₹ 3285.77 Crores to ₹ 4001.86 Crores. This growth reflects the effectiveness of the BC model in expanding the bank's reach and providing financial services to underserved areas and populations.
2. The total Financial Inclusion (FI) business recorded a growth of 18.62%. The business volume increased from ₹ 5641.06 Crores to ₹ 6691.59 Crores. This growth demonstrates the bank's commitment to promoting financial inclusion and catering to the diverse banking needs of individuals and communities.
3. The percentage of Aadhaar seeding in PMJDY (Pradhan Mantri Jan Dhan Yojana) accounts witnessed a positive trend. It increased to 88.59% from 86.24% in PMJDY accounts and improved to 94.96% from 93.15% in all operative PMJDY accounts. Aadhaar seeding plays a crucial role in enhancing the efficiency and effectiveness of financial inclusion by enabling seamless transactions and identification verification.

Total enrollment under Social Security Scheme as on 31.03.2023 with a growth achieved over 31.03.2022 is as under

Social Security Scheme	FY2021-22	FY 2022-23	Growth%
PMJJBY	19,23,653	21,21,789	10.29%
PMSBY	55,74,581	68,20,243	22.34%
APY	15,81,162	19,39,900	22.68%

Out of a total of 15,097 death claims under the Pradhan Mantri Jeevan Jyoti Bima Yojana (PMJJBY), Central Bank of India has settled and paid 14,245 claims. Similarly, out of 4,568 death claims under the Pradhan Mantri Suraksha Bima Yojana (PMSBY), your Bank has settled and paid 3,302 claims.

Performance under Lead Bank

As the Lead Bank, Central Bank of India holds the responsibility in 53 districts across eight states, namely Madhya Pradesh, Bihar, Maharashtra, Uttar Pradesh, West Bengal, Rajasthan, Chhattisgarh, and Sikkim. These districts account for approximately 25% of our branches. To ensure the effective implementation of the Lead Bank Scheme, our Lead District Managers' offices have been equipped with adequate staffing, infrastructure, and resources, including independent premises, vehicles, computers, printers, telephones, internet connections, and email IDs. In an effort to raise awareness about our bank's products among the public, particularly in rural areas, we have displayed information on pry

plays a vital role in ensuring the effective management and coordination of the RSETIs and FLCCs, fostering their growth and success.

MSME Department

MSME Central Bank of India has shown remarkable performance in the Micro, Small, and Medium Enterprises (MSME) sector, underscoring your Bank's commitment to supporting the growth and development of these crucial businesses. The following highlights and initiatives demonstrate your Bank's proactive approach in addressing the financing needs of MSMEs and driving their success.

Performance Highlights: Your Bank's dedication to microcredit is evident in the impressive 58.68% share of Microcredit to MSE (Micro and Small Enterprises) without considering Priority Sector Lending Certificates (PSLC). This demonstrates your Bank's focus on serving the needs of microenterprises, which form a significant part of the MSME segment.

Central Bank of India has achieved a notable year-on-year growth rate of 28.75% under the Micro category, showcasing its commitment to supporting the growth and expansion of microenterprises. This growth signifies your Bank's effective lending strategies and initiatives tailored to the specific requirements of microenterprises.

Under the Pradhan Mantri Mudra Yojana (PMMY), your Bank has achieved a commendable accomplishment of 73.39% of the target set by the Department of Financial Services, Ministry of Finance, Government of India. While the disbursement target was set at ₹6,350 crore, Central Bank of India achieved disbursements amounting to ₹4,660.24 crore as of March 2023. This achievement reflects your Bank's proactive efforts in providing accessible and affordable credit to micro and small businesses.

Initiatives: Central Bank of India has implemented various initiatives to further support the MSME sector and enhance their access to financial services. Your Bank extended the Emergency Credit Line Guarantee Scheme (ECLGS), providing much-needed financial assistance to MSMEs during challenging times.

To facilitate seamless fiscal management for businesses, your Bank introduced the Cent GST scheme, which is based on GST return data. This initiative allows businesses to leverage their GST records to access tailored financial solutions, streamlining their financial operations and enhancing their growth prospects.

Central Bank of India has established partnerships with Corporate Direct Selling Agents (DSA) to generate new MSME business. These collaborations enable your Bank to

leverage corporate networks and reach a wider audience of potential MSME borrowers, fostering business growth and expansion.

Way Forward: Looking ahead, Central Bank of India has outlined a clear roadmap to further strengthen its support to the MSME sector. Your Bank aims to provide cluster-based finance through customized products, recognizing the unique needs and challenges faced by specific MSME clusters. This approach ensures targeted financial solutions that align with the requirements of different industries and geographic concentrations. To enhance lead generation and expand its reach, Central Bank of India plans to collaborate with Fintech companies. These partnerships will leverage technological advancements to identify potential MSME borrowers and streamline the loan application process, facilitating quicker access to credit for businesses.

Recognizing the significant potential in the Hotels and Tourism industry, your Bank is developing a new scheme specifically designed to cater to the financial requirements of this sector. This initiative aims to unlock the growth potential of businesses operating in the tourism ecosystem, contributing to the overall development of the sector. Central Bank of India is actively working towards launching a platform for Supply Chain Finance, which will provide an integrated and efficient solution for financing the supply chains of MSMEs. This platform will enhance operational efficiency and strengthen the financial ecosystem for MSMEs, enabling smoother and faster transactions.

Your Bank is committed to digitalization and automation of loan processing, streamlining the lending process for MSMEs. By leveraging technology, Central Bank of India aims to improve operational efficiency, reduce processing time, and provide a seamless experience for MSME borrowers. Through these initiatives and future plans, Central Bank of India remains dedicated to empowering and supporting the growth of MSMEs, facilitating their vital role in driving economic development and creating employment opportunities.

Active products of the MSME business-

- 1 General MSME
- 2 Cent Business
- 3 Cent MUDRA
- 4 Cent Mortgage Business
- 5 Cent CGECL
- 6 PMEGP
- 7 Cent GST
- 8 Cent WHR
- 9 Cent Textiles Scheme
- 10 Cent Arthias
- 11 Cent Shop

12 Cent Contractor	29 Cent Custom Hiring Centre (M.P)
13 Cent Pragati	30 Credit Enhancement Guarantee Scheme For Scheduled Castes
14 SRTO (Transport Operator)	31 Indira Gandhi Shahari Credit Card Yojana – Rajasthan
15 Cent Vehicle Business	32 Cent Open Term Loan
16 Cent Sanjeevani	33 Jagananna Thodu
17 Cent Ceramic	34 Cent Gold Jewellery Manufacturing Scheme
18 Cent Rental	35 Commercial Vehicle DDR MP
19 Stand Up India	36 Mukhya Mantri Gramin Path Vihreta Rin Yojana
20 NULM	
21 Cent Weaver Mudra	
22 PM Svanidhi	
23 Cent Equipment Financing scheme	
24 Cent Business Gold Loan Scheme	
25 Cent Kalyani	
26 Mukhyamantri Udyam Kranti Yojana- M.P.	
27 Loan Guarantee Scheme For Covid Affected Sector	
28 Central Laghu Udhyaami Credit Card	

Discontinued products of the MSME business

1. Cent Trade
2. Cent Healthcare
3. Cent Jeevak
4. Mukhya Mantri Swarozgar Yojana (M.P Only)
5. Mukhya Mantri Yuva Udhyaami Yojna (M.P Only)
6. Mukhya Mantri Krishak Udhyaami Yojna (M.P Only)

MSME Performance

Particulars	31.03.2022	31.03.2022	31.03.2023	31.03.2023	Y-o-Y%	Y-o-Y%
	without PSLC	with PSLC	without PSLC	with PSLC	growth without PSLC	Growth with PSLC
MICRO Enterprises	16980	16980	21162	21862	24.62%	28.75%
MSE	31379	31379	35358	36058	12.68%	14.91%
MSME (PS)	34433	34433	39199	39899	13.84%	15.87%
TOTAL MSME	34433	34433	39199	39899	13.84%	15.87%

Particulars	31.03.2022	31.03.2022	31.03.2023	31.03.2023	Y-o-Y%	Y-o-Y%
	without PSLC	with PSLC	without PSLC	with PSLC	growth without PSLC	growth with PSLC
% OF MSME ADVANCE TO TOTAL ADVANCE	19.46%	19.46%	17.99%	18.32%	-1.47%	-1.14%
RBI MANDATES (PRIME MINISTER TASK FORCE)	31.03.2022 (audited)		31.03.2023 (Audited)		TARGET MAR-23	
No. of Accounts in Micro Ent.	867652		646806		954417	
% Y-O-Y Growth in Number of Accounts under Micro Enterprises	-6.27%		-25.45%		10%	

RBI MANDATES (PRIME MINISTER TASK FORCE)	31.03.2022	31.03.2022	31.03.2023	31.03.2023	TARGET
	(audited) Without PSLC	(audited) With PSLC	(audited) Without PSLC	(audited) With PSLC	Mar-23
MSE Portfolio (Amt.)	31379	31379	35358	36058	NA
% Y-O-Y Credit Growth under MSE	4.72%	4.72%	12.68%	14.91%	NA
% of Micro Credit to MSE Credit	54.11%	54.11%	58.68%	60.63%	NA

MICRO ENT. O/S AS ON 31.03.22	MICRO ENT. O/S AS ON 31.03.22	MICRO ENT. O/S AS ON 31.03.23	MICRO ENT. O/S AS ON 31.03.23	ANBC As on 31.03.2022	ANBC As on 31.03.2023	STATUS TARGET as on MAR-22	STATUS TARGET as on MAR-23
Without PSLC	With PSLC	Without PSLC	With PSLC	01-03-2022 (in Crore)	01-03-2023 (in Crore)	without with PSLC (7.50% OF PSLC ANBC)	without with PSLC (7.50% OF PSLC ANBC)
16980	16980	21162	21862	167598	185261	10.13% 10.13%	11.42 % 11.80 %

Retail Credit

The retail sector has been a significant contributor to the growth of Central Bank of India, demonstrating robust performance in the analysed period. Your Bank aims to empower individuals and fulfil the aspirations of retail customers across various segments by offering a wide range of retail lending products and services. From March 2022 to March 2023, the retail sector witnessed a remarkable year-on-year growth rate of 20.10%, with the total retail advances increasing from ₹52,226 crore to ₹62,726 crore. This substantial growth highlights your Bank's success in capturing market opportunities and meeting the evolving needs of retail customers.

Central Bank of India continues to focus on the retail sector's growth, leveraging its strong market position, customer-centric approach, and technological advancements. By offering innovative products and services, strengthening customer relationships, and maintaining prudent credit risk management practices, your Bank aims to sustain its growth momentum in the retail sector while ensuring optimal asset quality and profitability.

In March 2022, your Bank sanctioned loans to 201,616 retail accounts, amounting to ₹11,579 crore. By March 2023, the number of sanctioned accounts increased to 224,769, with a total amount of ₹19,730 crore. This represents a significant year-on-year growth of 11.48% in the number of accounts and 70.39% in the sanctioned loan amount. Furthermore, the outstanding balance in the retail sector increased from ₹52,226 crore in March 2022 to ₹62,726 crore in March 2023, indicating a growth rate of 20.10% year-on-year.

Within the retail sector, housing loans constituted a major portion, amounting to ₹38,793 crore, highlighting your

Bank's active participation in providing financial support for home ownership. Auto loans, with a total value of ₹3,248 crore, demonstrate efforts to facilitate vehicle ownership, while personal loans, totalling ₹3,644 crore, play a crucial role in meeting individual financial needs. Education loans, amounting to ₹3,625 crore, underline your Bank's commitment to supporting the educational aspirations of students and their families. The retail segment also includes other retail loans, totalling ₹13,416 crore, catering to diverse needs such as consumer durables, lifestyle expenses, and small-ticket personal financing.

Central Bank of India has achieved notable accolades, including being recognized as the Best Performer for the PMAY(U)-CLSS scheme by HUDCO for two consecutive years. Your Bank's focus on cross-selling and upselling to existing customers has resulted in a significant increase in retail loans sanctioned and disbursed amounts. The retail portfolio experienced a year-on-year growth of 21.78%, surpassing education loan targets with a 100% achievement rate. Launching the "Pre-Approved Personal Loan" (PAPL) digital lending module has streamlined the process of providing personal loans to existing customers. Leveraging the Account Aggregator platform, your Bank successfully generated retail lending business. Strengthening intermediaries such as DSAs has played a vital role in generating leads for mortgage-based retail loans. The utilization of digital lending platforms and data mining techniques has further enhanced business generation. Through strategic tie-up arrangements with M/s TATA Motors and M/s Maruti Suzuki Ltd., your Bank facilitated financing for a significant number of four-wheelers. Special campaigns conducted on occasions resulted in substantial business growth and exclusive benefits for customers. Your Bank has also reviewed and improved various retail lending schemes, making them more appealing, competitive, and customer-friendly.

These initiatives highlight Central Bank of India's commitment to the retail sector's growth and its dedication to providing exceptional service and customer-centric solutions. By adapting to the changing ecosystem, leveraging technology, and maintaining a robust risk management framework, your Bank aims to ensure sustainable growth, profitability, and customer satisfaction in the retail lending segment.

Contribution of Retail Loans to Loan Book

Scheme wise Contribution to Retail Loans as on 31.03.2023 (Amt. in Crore):

WAY FORWARD:

Looking ahead, Central Bank of India has a positive outlook for the growth of retail advances in the current fiscal year, FY 2023-24. The department is committed to closely monitoring customer demand and reviewing products to align them with market trends and customer requirements. Embracing the digital lending space is a key focus to meet the expectations of the Nextgen customers. Several initiatives have already been initiated to ensure the bank's retail loan portfolio grows in line with anticipated market growth and peer banks.

- Existing retail loan products are continuously revisited to enhance their attractiveness and align them with potential borrowers' requirements. Your Bank aims to reduce costs and offer competitive rates of interest, matching the products offered by peer banks.

- The scope of the Pre-Approved Personal Loan, initially available only for ETB customers maintaining a salary account, will be expanded to cater to other customers as well.
- Your Bank will prioritize vehicle loans and further leverage tie-up arrangements with companies such as M/s TATA Motors and M/s Maruti Suzuki Ltd. It also intends to enter into partnerships with other companies such as Honda, Mercedes Benz, and Hyundai Motors.
- Building on the successful utilization of customer databases in FY 2022-23, your Bank will extensively leverage its existing data mining capabilities to generate business through analytical and behavioral models.
- Data analytics reports will be analyzed to identify opportunities for cross-selling and upselling, with leads communicated through platforms such as WhatsApp, SMS, and the call centre. Your Bank aims to promote various retail products to customers.
- Digital marketing strategies will be explored to leverage the extensive digital footprint of customers and enhance the visibility of the bank's retail products through digital portals.
- In FY 2023-24, your Bank plans to establish specific tie-up arrangements with reputed builders such as Godrej and Piramal to capture housing loans directly through the builder network. Integration with these builders for end-to-end lead generation will also be considered.
- Your Bank will actively participate in exhibitions and programs organized by builder associations and aim to organize dedicated bank exhibitions in Tier II, Tier III, and Tier IV cities to promote home loan business.
- Strategic partnerships with major four-wheeler car manufacturers will be pursued to facilitate lending in the four-wheeler segment. Your Bank has already entered an MOU with M/s Maruti Suzuki Ltd and is in advanced discussions with other leading car manufacturing companies.
- Your Bank will initiate end-to-end integration with fintech companies, a step towards lending in the retail asset segment through digital platforms. An MOU with a leading fintech company in the four-wheeler segment for end-user lending is currently in progress.
- Aggressive efforts will be made to establish tie-ups for customized retail asset products with various state governments, central government departments, institutions, , among others, specifically targeting lending to employees of these institutions.

Through these strategic initiatives, Central Bank of India aims to sustain its growth momentum, expand its retail loan portfolio, and provide tailored solutions to meet the diverse needs of its retail customers.

International Division

Foreign exchange business at Central Bank of India is conducted through 64 Authorized Dealer ('B' category) Branches nationwide, along with an Integrated Treasury Branch in Mumbai serving as an 'A' Category Branch. To ensure operational efficiency, your Bank maintains a centralized Dealing room in Mumbai for effective funds management and operational convenience. Additionally, a centralized SWIFT cell operates in the Integrated Treasury Branch, Mumbai, to ensure compliance.

Your Bank offers a comprehensive range of trade finance products and services to its exporter and importer customers. The International Division at the Integrated Treasury Branch facilitates foreign inward remittances to India, enabling direct credit of up to USD 10,000 to savings account holders. Various exporters' meets were conducted across India to enhance awareness about the bank's facilities and products among exporters. In FY 2022-23, special campaigns were arranged for NRIs, especially during festive occasions.

Central Bank of India also deploys foreign currency funds through interbank placements with the foreign branches of various scheduled commercial banks. As of March 31, 2023, your Bank has deployed foreign currency funds equivalent to ₹ 16,426 Crore through such placements.

The Export Credit portfolio of your Bank stood at ₹4,176 Crore as of March 31, 2023, compared to ₹4,389 Crore as of March 31, 2022, representing a decrease of 4.85% over the previous year. Merchant trade foreign exchange turnover during FY 2022-23 amounted to ₹52,661 Crore, reflecting a significant increase of 51.70% compared to ₹34,715 Crore in FY 2021-22.

As of March 31, 2023, NRE Deposits in your Bank amounted to ₹5,275 Crore, a decrease of 3.18% from ₹5,448 Crore as of March 31, 2022. FCNR Deposits as of March 31, 2023, stood at USD 226.02 million, with no major change compared to USD 226.24 million as of March 31, 2022.

Treasury, Funds and Investment

The composition of the investment portfolio of the Bank is as under:

(₹ in Crores)			
S. no	Composition	31.03.2023	31.03.2022
1	SLR	103203.62	105841.66
2	Non – SLR	39449.27	40917.60
TOTAL		142652.89	146759.26

To manage the impact of the rising interest rate scenario, Central Bank of India has maintained its investment portfolio

at ₹142,653 crore as of March 31, 2023, which includes Non-SLR and Non-Transferable Govt. of India Recapitalization bonds worth ₹19,580 crore. This reflects a slight decrease compared to ₹146,759 crore as of March 31, 2022.

The year saw a significant increase in CPI inflation, reaching 7.79% in April 2022, driven by higher food and commodity prices as well as disruptions in the global supply chain. Throughout the year, inflation remained above the Reserve Bank of India's (RBI) upper tolerance level of 6%.

In response to the inflationary pressures, the RBI implemented a series of key policy rate hikes, totaling 250 basis points since May 2022. The Introduction of the Standing Deposit Facility (SDF) at a rate 40 basis points higher than the fixed rate reverse repo resulting into effective rate hike of 290 basis points since April of the previous year.

As a result of these developments, government security (Gsec) yields increased across the curve, with the 10-year benchmark reaching a peak level of 7.69% in June 2022, compared to the closing level of 6.84% on March 31, 2022. These adjustments reflect the bank's efforts to manage its investment portfolio and navigate the challenging interest rate environment.

Snapshot of Treasury Income (₹ in Crores)

Particulars	FY2021 - 22	FY 2022 - 23
Profit on Sale of Investment	491	273
Profit on Exchange Transaction	199	303
Dividend Income	8	8
Profit/Loss on Revaluation on Investment	(277)	2
Treasury Income	421	586

Due to the hardening of yield, with the ten-year benchmark yield closing at 7.31% as of March 31, 2023, compared to 6.84% on March 31, 2022, the Treasury Profit of Central Bank of India decreased from ₹491 crores to ₹273 crores. However, Treasury Income increased from ₹421 crores to ₹586 crores. The yield on investment (excluding trading profit) remained relatively stable, with a marginal change from 6.27% in 2021-22 to 6.26% in 2022-23.

To minimize the impact of the yield hardening, your Bank successfully reduced the Modified Duration and PV01 (₹ in crores) of the Available-for-Sale (AFS) portfolio. As of March 2023, the Modified Duration and PV01 stood at 1.53 and 4.40 respectively, compared to 1.62 and 6.38 as of March 2022. This reduction was achieved by increasing investments in Fixed Rate Bonds (FRB), Treasury Bills (T-Bill),

and hedging of the AFS portfolio.

Furthermore, Bank shifted Central and State Government securities worth ₹15,037 crore from Held-to-Maturity (HTM) to AFS, and ₹14,913 crore from AFS to HTM during the fiscal year 2022-23. This strategic adjustment allowed for better portfolio management and alignment with regulatory requirements.

Risk Management

Risk Management System/Organizational Set Up

Risk Management systems are now well established in the Bank. The Risk Management Committee of the Board of Directors regularly oversees the Bank's Risk Management policies/practices under Credit, Market and Operational risks & Pillar II risks. The Committee reviews the policies and procedures for pricing of products and assesses the risk models so as to remain in sync with the market developments and also identifies and controls new risks. The committee also regularly monitors compliance of various risk parameters by the concerned departments at the corporate level.

Risk Management Structure

At The operational level, various Committees such as Asset Liability Management Committee (ALCO) for Market Risk, Credit Risk Management Committee (CRMC) for Credit Risk and Operational Risk Management Committee (ORMC) for Operational Risk have been constituted comprising of members from the top management team. These Committees meet at regular intervals throughout the year to assess and monitor the level of risk under various Bank operations and initiate appropriate mitigation measures wherever necessary.

The Bank has identified officers in the rank of Chief Manager/Senior Managers/Managers to act as 'Risk Managers' at all the Regional/Zonal Offices. The Risk Managers act as the 'Extended Arms' of the Risk Management Department of the Central Office at the Zonal Level. The Bank has also identified officers at the senior level in various functional departments of Central Office to act as 'Nodal Officer' to look into various aspect of control & management of risk in the Bank.

Bank has a well-documented Integrated Risk Management Policy.

Market Risk Management

The Mid Office plays a crucial role in the Central Bank of India by conducting regular reviews of the market position, funding patterns, and ensuring compliance with exposure limits, duration limits, counterparty limits, and other sensitive parameters. These reviews provide valuable insights and are presented to the top management at regular intervals.

To effectively manage risk, your Bank utilizes tools such as

Value-at-Risk (VaR) and Duration gap analysis. These tools are employed on an ongoing basis to measure and mitigate potential risks to the bank's profitability in the short term and equity value in the long term.

In line with Basel III guidelines for Market Risk, your Bank has developed a model to estimate the capital charge on the trading portfolio. This model is continuously implemented to comply with regulatory requirements and effectively manage market risk.

To ensure comprehensive risk management, your Bank has a board-approved Market Risk Management Policy in place. This policy serves as a framework to monitor and control market risk within the bank's portfolio. Counterparty limits for treasury operations are regularly reviewed and adjusted as necessary.

The Asset & Liability Committee, chaired by the MD & CEO, is responsible for overseeing the developments in market risk. This committee monitors and assesses the bank's exposure to market risk and takes necessary actions to mitigate potential risks.

Credit Risk Management

The Central Bank of India has implemented a comprehensive Rating Model for assessing the creditworthiness of borrowers across various sectors such as large corporates, infrastructure, NBFCs, SMEs, and agriculture. These rating models play a crucial role in evaluating the credit risk associated with each borrower and ensuring prudent lending practices.

In addition to the rating models for corporate borrowers, your Bank has also developed Rating Models, known as scorecards, specifically designed for grading retail loans. These models enable your Bank to assess the creditworthiness of individual retail borrowers and determine appropriate risk ratings for their loans.

The Credit Risk Management Committee, led by the MD & CEO, oversees and monitors the developments in credit risk management within the bank. This committee plays a key role in setting policies, reviewing credit risk management practices, and making informed decisions to mitigate credit risk exposure.

Furthermore, your Bank has successfully implemented advanced approaches for capital computation using a SAS solution. This implementation enables your Bank to enhance its capital adequacy calculations and align with regulatory requirements, ensuring robust risk management practices.

Operational Risk Management

The Central Bank of India has implemented a robust

Operational Risk Management framework guided by a Board-approved Operational Risk Management Policy. This policy ensures that your Bank has a comprehensive system in place to manage and measure operational risks aligned with its risk profile and risk appetite.

The Operational Risk Management Committee (ORMC) oversees the implementation of the Operational Risk Management framework and ensures its regular monitoring. The committee reviews and approves the methodologies and tools used for operational risk assessment, including risk identification, assessment, and reporting methods. It also analyzes frauds, near misses, non-compliance events, breaches, and systemic improvements, presenting suitable controls and mitigations for managing operational risks.

To mitigate risks associated with new products, processes, or activities, your Bank has established a New Product Approval Policy Framework. This framework provides guidelines for evaluating and managing the risks associated with introducing new products or activities, ensuring prudent risk management practices.

Your Bank has also developed a Business Continuity Plan to ensure the uninterrupted delivery of products and services in the event of disruptions. This plan outlines the operating procedures and predefined capacities to respond to and recover from disruptions, aligning with the bank's business continuity objectives.

In terms of data collection and reporting, your Bank has implemented an Incident Management Module (IMM) under the Integrated Risk Management Solution (IRMS) for the collection of loss event data and near miss events related to operational risk. This allows your Bank to track and analyze operational risk incidents for proactive risk management.

The Operational Risk Management Committee, led by the MD & CEO, plays a vital role in overseeing the developments in operational risk management. The committee ensures that the bank's operational risk management practices are effective, aligned with regulatory requirements, and support the bank's overall risk management objectives.

Capital Planning

Bank has a robust ICAAP (Internal Capital Adequacy Assessment Process) policy in place. Bank has framed its risk appetite framework and intends to maintain capital ratios over and above the minimum requirements as per Basel III norms. Review of the capital vis a vis the estimates are undertaken on a quarterly basis.

Asset & Liability Management systems (ALM)

The Asset and Liability Management (ALM) function in the

Central Bank of India plays a crucial role in measuring and managing the liquidity and interest rate risk of the bank. The primary objective of ALM is to maximize profitability while ensuring effective risk management.

The Asset and Liability Committee (ALCO) meets regularly to review the bank's liquidity position and other market-related matters. During the fiscal year 2022-23, the ALCO convened 17 times to assess and monitor the bank's liquidity and interest rate risk profile.

In addition to regulatory reporting, the ALM function is responsible for determining interest rates on deposits, as well as fixing the base rate, Marginal Cost of Funds Based Lending Rate (MCLR), Repo Rate Linked Rate (RBLR), and External Benchmark Linked Rate (EBLR). Throughout the year 2022-23, your Bank made revisions in deposit interest rates, base rate, RBLR, EBLR, and MCLR multiple times to align with market dynamics.

Your Bank adheres to the Liquidity Coverage Ratio (LCR) and Net Stable Funding Ratio (NSFR) guidelines set by the Reserve Bank of India (RBI). The LCR, which measures the bank's ability to meet short-term liquidity requirements, remained above the threshold limit of 100% for the fiscal year 2022-23, with an average LCR of 302.34%. Similarly, the NSFR, which assesses the long-term stability of the bank's funding sources, also remained above the minimum requirement of 100%, with an NSFR of 161.50% as of March 31, 2023.

The Asset and Liability Committee, headed by the MD & CEO, is responsible for overseeing the developments in managing liquidity and interest rate risk. The committee ensures that your Bank maintains an optimal balance between profitability and risk management, while complying with regulatory guidelines and maintaining a strong liquidity position.

Implementation of Basel III guidelines

The Central Bank of India has implemented the New Capital Adequacy Framework as per the guidelines issued by the Reserve Bank of India (RBI) in July 2015. Your Bank has adopted Basel III norms and follows the Standardized Approach for Credit Risk, Basic Indicator Approach for Operational Risk, and Standardized Duration method for Market Risk to determine its capital adequacy.

To ensure effective risk management, your Bank has established various policies such as the Credit Risk Management Policy, Operational Risk Management Policy, Market Risk Management Policy, Credit Risk Mitigation Policy, Collateral Management Policy, Asset and Liability Management Policy, Model Risk Policy, Model Validation Policy, Credit Review Policy, Intragroup Transactions and Exposures Policy, Integrated Risk Management Policy,

Business Continuity Planning (BCP) Policy, and Internal Capital Adequacy Assessment Process (ICAAP). These policies have been duly approved by the board and provide a comprehensive framework for managing different types of risks.

Sam and Recovery

The Bank has implemented a well-defined Recovery Policy to effectively manage non-performing assets (NPAs). This policy encompasses various aspects, including monitoring NPAs, implementing follow-up measures, exploring compromise settlements, adhering to the SARFAESI Act, appointing enforcement agencies, allocating portfolios for recovery, facilitating the sale of assets to ARCs through the Swiss Challenge Method, and addressing cases of willful default.

During the financial year 2022-23, the Bank achieved notable success in NPA recovery and upgradation.

	31-03-2023	31-03-2022]
Cash Recovery	4213	3617]
Upgradation	658	1337]
Gross NPA	18386	28156]
Net NPA	3592	6675]
Gross NPA%	8.44	14.84]
Net NPA%	1.77	3.97]

To further aid NPA resolution, the Bank implemented two One Time Settlement (OTS) Schemes. The Special OTS Scheme was applicable to NPAs/OD in SB & CD (DA3/Loss) with customer exposure up to ₹2.00 lakh as of March 31, 2022, and to all accounts classified as NPA as of the same date, including PWO/TWO accounts with customer exposure up to ₹10 crore. Additionally, an OTS Scheme under the Net Present Value (NPV) Approach was introduced for all NPA accounts, regardless of security. Under these schemes, proposals amounting to ₹2915 Crore were settled for ₹2129 Crore during FY 2022-23.

The Bank also successfully sold 4 NPA accounts to ARCs through the Swiss Challenge Method on a 100% cash basis, resulting in a cash recovery of ₹165 Crore and reducing the NPAs by ₹314 Crore. Moreover, 97 accounts were declared as willful defaulters, and under the SARFAESI Act, the Bank conducted auctions for 1373 properties, selling 191 properties and generating ₹367.22 Crores.

The Bank signed Inter-Creditor Agreements (ICA) in 21 accounts with a total outstanding amount of ₹6525.60 Crore as of March 31, 2023. The Bank has set aside a total provision of ₹4963.56 Crore for these accounts.

Furthermore, the Bank approved and implemented resolution plans in 10 accounts in compliance with the RBI circular dated 07.06.2019. These accounts had an outstanding amount of ₹1930.09 crore as of March 31, 2023. The Bank has made a total provision of ₹686.05 crore for these accounts.

To strengthen NPA resolution efforts, the Bank signed Inter-Creditor Agreements (ICA) for accounts with banking exposure of ₹1500 Crore and above, following RBI guidelines. Resolution Plans were duly approved and implemented in compliance with the RBI circular dated 07.06.2019. The Bank maintained close daily monitoring of NPAs and conducted regular reviews of legal actions and SARFAESI-based recovery initiatives. Video conferences were held with field functionaries to assess progress and provide guidance.

Additionally, the Bank's RO Recovery Team, in collaboration with branch staff, individually contacted NPA borrowers with an outstanding amount of ₹10 lakhs and above to facilitate their recovery.

Bancassurance

The Bancassurance Cell within your Bank is responsible for distributing life, non-life, and health insurance products and receives a commission for these services. Your Bank holds a corporate agency license from IRDAI, which is valid until March 31, 2025, allowing it to engage in insurance distribution activities.

Sr No.	Name of the Insurance Company	Category
1	Life Insurance Corporation of India	Life Insurance
2	TATA AIA Life Insurance Co. Ltd	Life Insurance
3	The New India Assurance Co. Ltd	Non-Life Insurance
4	Bajaj Allianz General Insurance co Ltd.	Non-Life Insurance

In line with the new IRDAI regulations of 2015, known as "open architecture," your Bank has formed partnerships with multiple insurance companies operating in the life, non-life, and health insurance segments.

Here are the performance highlights for the year ending on March 31, 2023:

- Your Bank successfully sold 66,509 life insurance policies, resulting in a commission of ₹78.86 crore.
- In the non-life insurance business, your Bank sold 248,089 policies, earning a commission of ₹12.27 crore.
- The total earnings from the bancassurance business amounted to ₹91.13 crore.
- Your Bank has a dedicated team of 2,578 specified

persons who actively source bancassurance business for the bank.

Depository Services

The Bank is a Depository Participant with an arrangement with Central Depository Services Ltd (CDSL). All the operations are centralized, and the services are offered through our Nodal Branch, Capital Market Services Branch, located at Fort Mumbai. The branches in major centres facilitate the opening of the accounts, buying and selling, pledge of Shares and dematerialization of physical securities. The bank has 28899 Demat Account Holders.

Capital Market Services Branch was opened in Mumbai exclusively for offering capital market facilities such as ASBA, Demat, Clearing Bank, Payment of Dividend Warrants and Credit/Guarantee facilities to Brokers etc., and is the video conferences are held with Field Functionaries on a monthly basis NPA Borrowers with an outstanding of ₹ 10 lakh & above are being contacted individually by RO Recovery Team along with branch staff for its recovery controlling branch for Demat and ASBA.

Online Demat account opening facility was started with arrangement with Central Depository Services Ltd (CDSL) software OLAO and bank has implemented 3 in 1 E-Trading facility(Trading+Demat+Saving) in tie-up with Motilal Oswal Financial Services Limited for our Demat clients.

Digital Payments & Transaction Banking

During the financial year 2022-23, your Bank witnessed significant digital transactions across various channels. The daily average count of UPI transactions stood at 55.47 lakhs, showcasing the popularity and widespread adoption of this payment method. Similarly, IMPS transactions had a daily average count of 3.94 lakhs, indicating the convenience and efficiency of instant money transfers. Internet Banking transactions had a daily average count of 0.45 lakhs, while Mobile Banking transactions had a daily average count of 0.42 lakhs, reflecting the growing preference for digital banking services.

POS/E-Com transactions recorded a daily count of 1.12 lakhs, highlighting the increasing usage of debit and credit cards for retail purchases. As of March 31, 2023, your Bank had a total of 98.54 lakh registered users for Internet Banking, 57.67 lakh for Mobile Banking, and 24.50 lakh for UPI, demonstrating the expanding digital customer base.

Your Bank had 2,154 POS terminals installed across various locations as of March 31, 2023, enabling customers to make card-based payments conveniently. Additionally, 1,000 Self-Service Passbook Printing Kiosks (SSPBPK) were deployed to facilitate customers' access to their account information.

Your Bank operated a total of 3,752 ATMs, with 54.55% of them located in rural and semi-urban branches, emphasizing the bank's commitment to providing banking services in remote areas. The average ATM uptime during the year was approximately 96.92%, ensuring reliable and uninterrupted cash withdrawal services. Your Bank had a debit card base of 2.83 crore as of March 31, 2023, enabling customers to access their funds conveniently.

In credit card operations, your Bank partnered with SBI Card to issue co-branded credit cards to its customers. By the end of the financial year, 2.40 lakh co-branded cards had been issued, offering customers additional payment options and benefits.

Looking ahead, your Bank has outlined several initiatives to enhance its digital banking services. These include the introduction of virtual cards for secure e-commerce transactions, Whatsapp Banking for non-financial transactions, improved bill payment functionality across mobile banking, UPI, and internet banking platforms, implementation of UPI Pay Now for fund transfers between India and Singapore, UPI123 feature implementation, UPI Lite for acquiring transactions, and live issuance of ICCW for cash withdrawals from the bank's ATMs using UPI.

Furthermore, your Bank plans to deploy additional Self-Service Passbook Printing Kiosks at branches, offer white label solutions for payment aggregator services to merchants and institutions through an integrated web portal, and continuously improve functionalities across mobile banking, UPI app, and internet banking platforms, ensuring a seamless and enhanced digital banking experience for its customers.

Information Technology

IT Infrastructure:

Central Bank of India has prioritized the establishment of a state-of-the-art IT infrastructure to support its operations and provide efficient customer service. Your Bank's ISO-certified Data Centre and robust IT infrastructure ensure operational efficiency and prompt customer service delivery. Significant IT projects, such as Core Banking Solution, Trade Finance Solution, Treasury Solution, and Loan Lifecycle Management Solution, have been implemented as essential business enablers.

To ensure business continuity with zero data loss, your Bank has established a comprehensive Disaster Recovery Centre and a Near-Site Set up. Regular Disaster Recovery (DR) drills are conducted in line with your Bank's internal policy and regulatory guidelines. Even during extreme situations such as natural calamities, your Bank's advanced networking setup and constant monitoring have minimized branch isolations and network outages.

The SWIFT System has been revamped and upgraded to the latest version, equipped with additional features. Your Bank has recently launched revamped Internet Banking services for both retail and corporate customers, offering enhanced features and security controls. The RTGS/NEFT setup has also been upgraded to ensure 24x7 availability, following regulatory instructions.

Central Bank of India has successfully implemented various projects to comply with customer and employee service requirements, as well as regulatory obligations. These include Anti-Money Laundering, Application Supported by Blocked Amount (ASBA), Integrated Risk Management System (IRMS), Fraud Risk Management System (FRMS), Centralized e-TDS Management Solution, and Document Management System (DMS). Your Bank has also implemented TIN 2.0 for Direct Tax Collection and introduced Customer Feedback through SMS.

Your Bank actively participates in the government's financial inclusion initiatives, adhering to statutory guidelines while capturing Aadhaar data. Additionally, as the sponsor bank for two Regional Rural Banks (RRBs), Central Bank of India ensures that the RRBs benefit from technological advancements and core banking functionalities.

For comprehensive fund management and payment monitoring, your Bank has implemented the Digi Funds Management Solution. Furthermore, the existing Data Warehouse Solution is being upgraded to a best-in-class solution that can handle data growth and meet your Bank's MIS/analytical requirements effectively.

Under its business strategy, Central Bank of India is undertaking a major initiative known as "Digital Transformation." This initiative aims to seamlessly transition traditional business models into digital ones through a Universal App that offers comprehensive products and services such as deposits, advances, payments, and wealth management. Your Bank is in the process of procuring a Digital Banking Platform, Digital Lending Platform, and revamping its customer care and insurance platforms to support these digital services. As an initial step, your Bank has introduced Customer on-boarding Journey through Video KYC, enhancing the onboarding experience for customers.

IT Governance

Central Bank of India recognizes the importance of effective IT governance and has established dedicated committees to ensure proper oversight and governance of IT activities. The Board has formed IT Strategy and Risk Management Committees, which play a crucial role in ensuring that robust IT governance practices are in place. These committees oversee the implementation of IT

strategies, evaluate IT risks, and provide guidance on IT-related matters.

To support your Bank in making informed IT decisions, an IT Steering Committee has been constituted. This committee comprises top executives from various business verticals, bringing together diverse perspectives and expertise. The IT Steering Committee assists your Bank in identifying and implementing appropriate IT initiatives that align with your Bank's objectives and business requirements.

The IT organizational structure of Central Bank of India is designed to meet the demands of its size, scale, and business activities. It encompasses key functional areas such as Technology and Development, IT Operations, IT Assurance, and Supply and Resource Management. Each functional vertical within the IT department is headed by experienced and trained senior officials who provide leadership and guidance.

The IT department is led by a top executive in the rank of General Manager, supported by Deputy General Managers and Assistant General Managers. This leadership team ensures effective management and execution of IT strategies, policies, and projects. They oversee the day-to-day operations of the IT department and drive the implementation of IT initiatives across the organization.

Information Security

Your Bank has taken all the necessary steps to protect its Information Systems and customer data from cyber threats. Continuous compliance of Regulatory Guidelines and certification standards such as ISO 27001 and ISO 22301. Initiatives are being taken on regular basis to enhance the cyber awareness among Employees/ Customers.

Leveraging Technologies – New initiatives taken during FY 2022-23

- 1) SMS Based Customer Feedback Mechanism implemented for Deposit, Withdrawal and Transfer.
- 2) Cheque Book issuance and activation through Mobile Banking, Internet Banking and SMS.
- 3) Positive Pay System
- 4) Direct Tax Collection (TIN 2.0)
- 5) Enterprise Fraud Risk Management Solution (EFRMS) has been implemented for Real Time Analysis and Blocking of suspicious transactions initiated through Alternate Channels such as ATM, Internet banking, Mobile Banking and UPI. It is implemented to prevent fraudulent transactions done through various delivery channels.
- 6) Implemented Centralised KYC Registry (CKYCR) for capturing and validating of KYC data of Customers in

CBS System as per guidelines of CERSAI.

- 7) Initiated Digital Customer On-boarding through Video KYC (online channel) as part of hassle-free customer on-boarding without visiting Branches.
- 8) In Cent Mobile, following customer service initiatives are taken,
 - o Option to generate Form 16 and Interest Certificate (E-certificate).
 - o Incorporation of Date & Time in Fund Transfer Receipt.
 - o De-Register and Loyalty rewards option incorporated.
 - o Assamese, Bengali, and Punjabi languages added.
 - o Cent 555/ 999 Deposits included in Account opening dropdown.
 - o On login to Cent Mobile App, one pop up is displayed, showing the Debit Card offers.
- 9) Tokenization of Cards - As per RBI guidelines, Merchants are not allowed to store Card Numbers of customers. Instead of Card No., they will be storing tokens (generated by Card Networks). Necessary changes for handling token-based transactions have been incorporated in ATM Switch. This is developed for ensuring confidentiality of Card details of customers. Tokenization have been completed for all the three Card Networks viz. RUPAY, VISA & MASTERCARD.

Digital Initiatives

Bank has initiated Digital Transformation Project (Cent NEO) and the ambitious plans covers following Digital Transformation Journey:

- **Universal App (Cent NEO)** - Various services shall be offered on Assets, Liabilities, Wealth Management, Market Place, Cards etc, through App and Web interfaces.
- **Digital Lending Platform (DLP)** - The DLP shall support lending in Straight Through Process (STP), Assisted and Semi-Assisted modes.
- **Integrated Customer Care** - Modern Customer Care for Customer Services, Grievance Handling, Marketing & Sales , among others, on variety of channels Call, Chat/Voice BoTs, IVR, WhatsApp , among others,
- **Integrations Platform** - Upgrading the middleware platform for seamless communication between internal and external systems. The components of this platform are Payment-hub, API Gateway, Middleware and Streaming.
- **Collections Management** - Unified collections

management system with Technology, Call Centre, and Feet on Street (FOS) services.

Audit and Inspection

Central Bank of India places immense importance on risk management and has established robust internal audit mechanisms to assess and mitigate risks across its branches and offices. Your Bank employs a Risk-Based Internal Audit (RBIA) approach, where internal auditors evaluate each branch based on a composite risk matrix and assign a risk rating accordingly. During the fiscal year 2022-23, a total of 4,376 branches were subjected to RBIA the ratings revealed that 2,698 branches were classified as Medium Risk, 1,633 branches as Low Risk, 43 branches as High Risk, and 2 branches as Very High Risk.

Management audits were conducted on 35 Regional Offices, 12 Zonal Offices, 17 Central Office Departments, 2 RRBs, and 5 Subsidiaries/Training Colleges during the same fiscal year. These audits ensure effective management practices and adherence to established policies and procedures.

Concurrent audits play a crucial role in monitoring and ensuring the accuracy and compliance of branch operations. As of March 31, 2023, a total of 1,157 branches/offices were covered under concurrent audits by chartered accountants or bank officials. This includes General Branches, SSBs, CPACs, CO Departments, Currency Chests, AD Branches, Nodal Branches for government business, and High-Risk rated branches. Concurrent audits cover approximately 58.63% of your Bank's total business and 70.47% of aggregate advances. Your Bank has engaged a diverse range of chartered accountant firms categorized by RBI as Category I, II, III, and IV to conduct these audits.

In addition to regular concurrent audits, your Bank appointed concurrent auditors at the Regional Office level to conduct transaction checks of internal/office accounts of branches not covered under regular concurrent audits for the fiscal year 2022-23. A total of 362 concurrent auditors were appointed, including chartered accountants and audit firms categorized by RBI.

To ensure the accuracy of income bookings, your Bank conducts an annual revenue checking exercise involving chartered accountants, internal auditors, and other officials. This exercise takes place from March 1st to March 10th every year.

Compliance audits are conducted to ensure adherence to regulatory and internal compliance requirements. During the fiscal year 2022-23, 755 branches underwent compliance audits, contributing to your Bank's strict compliance culture.

Additionally, your Bank conducts periodic inspections and audits to assess compliance at branches, including KYC compliance audits.

Central Bank of India also complies with RBI directives by conducting periodic legal audits and re-verification of title deeds in eligible accounts. This ensures the integrity and legality of your Bank's operations.

Planning, Development & Operations

Branch Expansion :

The details of branches opened/merged/closed during FY 2022-23 is as under:

No	Category	Position as on 31.03.22	Position as on 31.03.23
1	Rural	1604	1600
2	Semi-Urban	1330	1330
3	Urban	783	769
4	Metro	811	794
TOTAL		4528	4493

Your Bank has implemented various initiatives to enhance customer convenience and improve service delivery. Here are the key initiatives:

Your Bank's call centre provides both inbound and outbound call facilities to customers. It has been upgraded to offer 16 services through interactive voice response (IVR) to callers. In addition to the existing toll-free number (1800 22 1911), your Bank has introduced additional numbers (1800 202 1911 toll-free and 022 4190 3900 toll number) to provide alternative options in case of disruptions in telecom services.

An exclusive number (1800203 1911) is provided for pensioners and senior citizens. The call centre also offers services in 10 regional languages, apart from Hindi and English. Doorstep banking facilities are available to senior citizens, visually impaired individuals, and differently-abled customers through the call centre.

Customers can request debit freeze for their accounts or debit cards through the call centre on a 24/7 basis. Proactive outbound IVR blaster services are deployed in five languages to reach out to delinquent agriculture, retail, and MSME customers. BOT calling is used for reminder services for collection of payments from accounts with special mention accounts (SMA).

Your Bank provides services for fund transfers through IVR

to own and other accounts within the bank, as well as loan accounts. Pensioners are reminded to submit their annual life certificates through the call center, and your Bank accepts life certificates through V-KYC.

Your Bank has revamped its complaint management solution through its web portal, allowing customers to lodge complaints anytime, anywhere. Home delivery of cheque books and ATM cards has been implemented for customer convenience. Cheque books can be activated through SMS, mobile banking, or internet banking. Positive Pay has been introduced to prevent fraud by cloning or alterations, allowing customers to furnish certain basic details of their issued cheques. Positive Pay information is available through net banking, mobile banking, and the branch network.

Under the DSBS (Doorstep Banking Services) initiative in collaboration with PSB Alliance Pvt Ltd, customers located at 100 centers can avail of services at a nominal charge. Digital life certificates for pensioners can be booked through various channels, and a doorstep banking agent will collect the online life certificate using the Jeevan Pramaan App.

Customers can make nominations for their accounts through mobile banking, internet banking, or SMS channels. PPF accounts can be opened at any branch of choice or through internet banking or mobile banking. The Senior Citizen Saving Scheme can be opened through mobile banking or any branch. Online subscriptions for Sovereign Gold Bonds can be made through net banking. Tax collection under TIN 2.0 is available at all branches and through internet banking.

Home branch change for small saving schemes is now possible through CBS (Core Banking Solution), similar to deposit accounts. Customer onboarding through video KYC has been implemented, and re-KYC (Know Your Customer) can be done through mobile banking. Customers receive SMS notifications before and after their accounts become inoperative or dormant, and e-mandates are facilitated through Aadhaar-based authentication. Mandate registration for credit amounts in savings accounts from other banks is also available.

Rajbhasha

The Rajbhasha Department has achieved several notable accomplishments in the Financial Year 2022-23. These achievements include receiving Rajbhasha Awards from various offices such as Regional Implementation Offices, the

Home Ministry of the Government of India, NGOs, and Town Official Implementation Committees. The awards recognize the efforts and accomplishments of our offices in promoting the use of the official language and ensuring compliance with Rajbhasha policies.

- Awards Received from **Regional Implementation Offices**, Home Ministry, Govt. of India.

Sl.	Name of the office	Award
1.	Zonal Office, Patna	First
2.	TOLIC (Bank) Bhopal (Working under our association)	First
3.	TOLIC (Bank) Panji (Working under our association)	First
4.	Regional Office, Sambalpur (For the FY 2021-22)	First
5.	Regional Office, Sambalpur (For the FY 2020-21)	Second
6.	Regional Office, Gwalior	Second

- Awards: received from non-governmental organizations**

Our bank received the prestigious Best Nationalized Bank Ashirwad Rajbhasha Award from the Honorable Governor of Maharashtra, Mr. Bhagat Singh Koshyari. This award recognized our bank's significant efforts in promoting the use of the official language Hindi. It was presented by the literary, cultural, and social organization Aashirwad.

Additionally, our bank was honored with the 'Dushyant Samman' for its excellent work in promoting Hindi as the official language. This recognition was bestowed by Paswan-e-Adab, a literary, cultural, and social organization based in Mumbai.

Furthermore, our General Manager (Rajbhasha), Mr. Smriti Ranjan Dash, received the prestigious Ashirwad Rajbhasha Gaurav Puraskar. This award was presented by Aashirwad in appreciation of Mr. Dash's valuable cooperation and contribution in promoting Hindi within our office.

- Narakas Award

During the financial year 2022-23, our various offices received the esteemed Narakas Awards from their respective Town Official Implementation Committees. These awards recognized the outstanding efforts and achievements of our offices in promoting and implementing the official language in their respective locations.

Sl.	Name of the office	Award
1	Regional Office, Jodhpur	First
2	Regional Office, Deoria	First
3	Regional Office, Bareilly	First
4	Anand Branch - Gandhi Nagar Region	First
5	Regional Office, Gwalior	First
6	Zonal Office, Patna	First
7	Regional Office, Ayodhya	First
8	Regional Office, Dhanbad	First
9	Regional Office, Akola	First
10	Zonal Office, Delhi	First
11	Regional Office, Muzaffarpur	First
12	Zonal Office Delhi's e-magazine 'Central Vani'	Hindi Second
13	Regional Office Meerut's e-magazine 'Centmangal'	Hindi Second
14	Regional Office, Ranchi	Second
15	Regional Office, Thiruvananthapuram	Second
16	Regional Office, Kanpur	Second
17	Regional Office, Hyderabad	Second
18	Zonal Office, Chennai	Second
19	Zonal Office, Guwahati	Second
20	Badwani Branch	Second
21	Shalimar Branch	Second
22	Regional Office, Bhubaneswar	Third
23	Regional Office, Surat	Third
24	Shivpuri Branch (Bhopal Zone)	Third
25	Regional Office, Ludhiana	Third
26	Regional Office, Aurangabad	Third
27	Zonal Office, Pune	Third
28	Regional Office, Coimbatore	Third
29	Nagercoil Branch	Third
30	Regional Office, Hubli	Third
31	Regional Office, Jamshedpur	Third
32.	Regional Office, Kolkata	Consolation
33.	Regional Office, Jaipur	Consolation
34.	Khammam Branch (Warangal Zone)	Consolation
35.	Dewas Branch	Consolation
36.	Regional Office, Sambalpur	Consolation
37.	Burnpur Branch	U n n a y a k Award

During the financial year 2022-23, the Rajbhasha Department of our bank achieved several significant milestones and organized various events to promote the use of the official language. Here are the key highlights:

- **Rajbhasha Sammelan:** Our bank organized the 'Akhil Bhartiye Rajbhasha Sammelan' in Delhi, where distinguished guests such as Ms. Anshuli Arya, IAS, Secretary (OL), and Mr. B. L. Meena, Director (OL), graced the event. The conference included discussions on various subjects, along with a special lecture on "Kanthastha."
- **Rajbhasha Seminars:** A Rajbhasha Seminar was organized by the Regional Office Siliguri in the presence of Mr. Nirmal Kumar Dubey, Assistant Director, Regional Implementation Office (East Zone).
- **Rajbhasha Exhibitions:** Our bank hosted the All India Rajbhasha Exhibition in Delhi, where four pavilions representing linguistic regions A, B, and C were set up. Additionally, our various offices organized 312 exhibitions, showcasing various aspects of Hindi language and culture.
- **Publication of E-books:** Our bank published 12 E-books covering diverse banking topics, including customer complaints, NPA management, digital banking, and advertising. These E-books aim to provide valuable insights and knowledge to our stakeholders.
- **E-Learning Platform:** The 'Cent Saral' e-learning books, available on our bank's website, offer educational material in 10 major Indian languages, including Bengali, Gujarati, Kannada, Malayalam, Marathi, Punjabi, Tamil, Telugu, and Odia.
- **All India Hindi Competitions:** To encourage the implementation of Rajbhasha, various Hindi competitions were organized at the national level, including essay competitions, centmail competitions, and Hindi geet gayan (singing) competitions.
- **Recognition for Excellent Performance:** Five zones and 12 Rajbhasha Officers across the country were awarded for their outstanding performance in the implementation of Rajbhasha.
- **Publication of Bilingual and Hindi In-house Magazines:** Our bank regularly publishes the bilingual house magazine 'Centralite' and the quarterly Hindi in-house magazine 'Central Manthan.' Additionally, our Zonal Offices and Regional Offices publish e-magazines at regular intervals.
- **Special Events:** Several events were organized to promote Hindi and celebrate notable occasions. These events included a programme of Lata Mangeshkar's songs by the staff of Thiruvananthapuram region, an online Hindi competition related to Dr. Ambedkar's birth anniversary, World Hindi Day celebrations, and various competitions organized by our offices.
- **Hindi Posters:** Our various offices released 225 Hindi posters containing messages, sayings, quotations, and guidelines to promote the use of Hindi language.

- **Convenership of NARAKAS:** Our bank serves as the convener for 11 NARAKAS (Town Official Language Implementation Committees) located in cities such as Akola, Bhopal, Deoria, Golaghat, Gwalior, Lakhimpur, Madurai, Panaji, Raipur, Thane, and Udalgudi.

Marketing

The marketing department of our Bank has demonstrated exceptional performance and achieved remarkable milestones throughout the fiscal year. With a strategic focus on the Retail, MSME, and CASA segments, the department has successfully driven customer engagement and contributed to the Bank's growth and market presence. To enhance lead management and monitoring, a state-of-the-art Marketing Portal was developed, providing Marketing Officers, Branch Managers, and Admin offices with robust tools and capabilities. This user-friendly platform facilitated efficient tracking and optimization of leads, ensuring no opportunity was missed.

The efforts of our dedicated marketing team yielded impressive results, as they mobilized an impressive total of 11,690 leads, amounting to a substantial ₹ 6,193 crore during the fiscal year 2022-23. This exceptional achievement is a testament to their unwavering commitment and expertise in identifying and converting prospects into valuable business relationships. In fact, out of the total leads generated, an impressive 8,800 were successfully converted, resulting in a significant business value of ₹ 3,447 crore.

Furthermore, the introduction of the Missed Call Facility proved to be a valuable addition to our lead generation initiatives. Since its launch in July 2021, this service has garnered remarkable response, with 859 leads forwarded to branches. These promising leads amounted to ₹ 292 crore, and through meticulous follow-up and nurturing, 545 of them were successfully converted into tangible business, totaling ₹ 226 crore. Embracing the power of digital marketing, our marketing team launched impactful campaigns that resonated with our target audience. By leveraging various digital channels, they effectively reached and engaged prospective customers, further expanding our market reach and opening doors to new business opportunities.

Continuous learning and development were prioritized within the marketing department. Online training sessions were conducted to equip field functionaries, especially Marketing Officers, with the latest tools, techniques, and strategies. This investment in their professional growth not only enhanced their capabilities but also ensured they were well-equipped to meet the evolving needs of our customers and the market.

Acknowledging outstanding performance, your Bank celebrated the top 10 quarterly performers within the marketing team. Letters of Appreciation were issued to recognize their

exceptional contributions, and monetary incentives were provided to reward their hard work and dedication. Accurate and timely performance monitoring played a crucial role in guiding the marketing team's efforts. Through informative slides and comprehensive data on missed calls, the team closely monitored daily performance and shared key metrics with Regional Offices and Marketing Officers. This real-time information facilitated prompt decision-making and enabled targeted actions to optimize performance.

Looking ahead, your Bank has set ambitious goals for the next fiscal year. A target of ₹ 4,500 crore has been established, building upon the remarkable achievements of the previous year. The marketing department is committed to surpassing this milestone and continuing to play a pivotal role in driving the Bank's success and market leadership.

Digital Marketing Department

In today's fast-paced and highly competitive business landscape, staying ahead of the competition is paramount. One key strategy that has proven to be a game-changer is digital marketing. With the ability to reach a vast audience and leverage the power of the internet, businesses can connect with customers such as never before. Unlike traditional advertising methods, digital marketing offers a cost-effective approach to reaching and engaging potential customers. The expenses associated with print ads, TV commercials, or billboards can be significantly higher compared to the more streamlined and targeted digital marketing campaigns. This cost efficiency allows businesses, regardless of their size, to allocate their marketing budget more effectively and achieve better ROI.

Digital marketing encompasses a range of strategies and tactics that are executed through electronic devices or the internet. It empowers businesses to connect with their target audience in many ways, including search engine optimization (SEO), social media marketing, email marketing, content marketing, and paid advertising, among others. By utilizing these digital channels, businesses can establish a strong online presence, engage with their customers, and drive conversions. One of the core advantages of digital marketing is its ability to track and measure the effectiveness of campaigns in real-time. Through analytics and data-driven insights, businesses can gain valuable information about their target audience's preferences, behaviours, and engagement levels. This data-driven approach allows for continuous optimization and improvement, ensuring that marketing efforts are aligned with customer expectations and business goals.

There are various methods under the spectrum of digital marketing, which are as follows-

- Search Engine Optimization (SEO)
- Search Engine Marketing (SEM) & Pay-Per-Click (PPC)
- Social Media Marketing (SMM)
- Blogging
- Video Marketing
- Email Marketing
- Influencer Marketing , among others,

Digital Marketing and how it impacts the way businesses operate

- **Customer Connect** – Digital platforms has enabled easy and instant communication between the brand and the audience. It also helps to connect with the global audience.
- **Content Distribution** – Every day organization can share huge content with the audience via social media, emails, applications, newsletters and so on. This way organization can easily spread their message to a large audience.
- **Customer Information** – With the help of the technology, organization can track the data of the customers. The analysis of the data can help us to know customer likes and preferences. Based on which, we can make vital business decisions.
- **Encourage Innovations** – Digital marketing offers a platform to reach customers in an innovative way. When there is a stiff competition in the market, having an innovative approach helps brands to stand out.

Our Bank has established a strong foothold in social media the biggest form of Digital Marketing today with presence in all major platforms namely Facebook, Twitter, Instagram, LinkedIn, and YouTube. Moving forward, Bank aspires to give an impetus to its digital marketing efforts to develop a brand perception from what it is today in its endeavour to become the preferred choice of new age tech savvy millennials and Gen-Z customers. In the FY 2022-23 our Bank has successfully executed Digital Marketing campaigns on Retail schemes, MSME schemes, Missed Call Facility, Online Savings account on Social Media platforms & Google Search Engine.

The following campaigns were executed digitally on various Social Media platforms and Google Search Engine:

- Housing Loan (Cent Home Loan, Cent Grih Laxmi)

- Education Loan (Cent Vidyarthi, Cent Vidyarthi Loans for IIMs & other reputed management institutions)
- Vehicle Loan
- Missed Call Facility for Loans on Facebook & Instagram
- MSME Campaigns (Cent Sanjeevani, Cent Vehicle Business Loan, Cent GST Loan, Cent Business Loan, Cent Textile Loan, Jewellery Manufacturer Loan)
- Online Savings Account

Total number of impressions generated in these campaigns were 9,13,67,733, total number of clicks were 6,78,856 with the total number of Leads generated were 2,47,721.

Social Media






Social Media has become the most prominent form of Digital Marketing today. Our Bank's social media platforms were started with an idea to make our presence in the world of digital media and to promote our products and services on these platforms. It has helped our Bank to create an awareness among the existing and potential customers. We have successfully made our presence on platforms such as Facebook, Twitter, Instagram, LinkedIn, and YouTube. With the help of social media, we are in constant process of helping and solving queries and complaints of existing and potential customers with a tool called ORM (Online Reputational Management).

Below are the key highlights of Social Media Activities:

- Creatives are being made and posted daily by the department and on the ideas received from peer departments.
- The Department conducted various campaigns of DFS, NPCI, Finance Ministry, RBI, and other Govt Institutions.
- Various Brand conversation campaigns were executed to make the customer aware of the features of our products/schemes.
- Various campaigns were coordinated to promote our ADC (Alternate Delivery Channels).
- Information on various offers and schemes were disseminated through our social media platforms for creating brand awareness and to tap the potential customers.
- Posts on various activities under Azadi Ka Amrit Mahotsav, DFS and other Government Departments were created and shared on our social media platforms with AKAM hashtags.
- Participated in the Nationwide Intensive Awareness campaign & #RBIKehtaHai campaign of Reserve Bank of India.

- Participated in the Special Campaign 2.0 – a cleanliness drive by DFS.
- For customer service excellence and for immediate redressal of complaints a complaint redressal cell was set up in the month of May 2021.
- The comments/queries/complaints in our social handles are being moderated with the help of our Online Reputation Management (ORM) tool and appropriate replies are being posted in the social media.
- On an average we receive usually 200 to 250 complaints on day-to-day basis which are resolved on the same day.
- In the financial year 2022-23, we received 310 appreciations from our customers whose concerns were addressed.
- The complaints pertaining to individual departments are being taken up with them for an early resolution.

Followers/Likes on Social Media Platforms as on 31/03/2023:

-  – 2,02,406 Followers
-  – 162350 Followers
-  – 8652 Followers
-  – 12517 Followers
-  – 22000 Followers

The Corporate Communications Department is responsible for overseeing your Bank's initiatives in branding, product marketing, and corporate communications. The Department has made significant efforts to strengthen the branding process across the country and has established an effective framework for initiating branding activities.

In addition to traditional branding methods such as traffic barricades, no parking boards, police booths, wall paintings, buses, trains, local cable channels, and FM radio, the department has also ventured into digital marketing to promote various products and services through apps and websites.

The s team has conducted various major activities and sponsorship programs to promote the Bank's range of products and services, including home loans, vehicle loans, education loans, agriculture loans, MSME loans, and digital products. Different media channels such as print, electronic/digital/social media, outdoor media, and ATMs have been utilized for branding and promoting the Bank's offerings.

The department's focus is on constantly redefining and reinventing all branding efforts to ensure relevance and act as a catalyst for change, positioning your Bank as a dynamic and trusted brand. Throughout the year, numerous publicity activities were carried out nationwide to maximize visibility and create awareness of the Bank's products and services.

By engaging in strategic branding and publicity initiatives, the s Department aims to strengthen the Bank’s market position, enhance its brand image, and build trust among its customers.

The Bank’s marketing efforts encompass a wide range of sponsorships, advertising, and promotional activities, including:

Sponsorships:

- Sponsorship of various musical programs and cultural events
- Sponsorship of college festivals and sports tournaments
- Sponsorship of trade fairs and conferences
- Platinum sponsorship of the Subroto Cup football tournament
- Sponsorship of cancer screening and global music festivals

Advertising and Media:

- Advertising on prominent television channels and radio stations
- Print advertisements in newspapers and magazines
- Digital marketing campaigns on social media platforms
- Advertising in specialized publications and statistical data reports
- Promotion through jingles and banners at key locations

Community Engagement:

- Social awareness campaigns through street plays and murals
- Support for social causes and initiatives
- Celebrations of momentous events and anniversaries

Public Relation The Public Relation Department played a crucial role in maintaining effective communication and managing the Bank’s image and reputation. Through these initiatives, the Public Relation Department played a vital role in fostering transparent communication, strengthening stakeholder relationships, and upholding the Bank’s reputation and credibility in the industry. The department executed the following key activities:

Press Releases and Media Engagement: The department regularly issued press releases, ensuring that important updates and announcements from various departments were effectively communicated to the media and the public. It facilitated press meets and analyst meets during noteworthy events, such as the announcement of quarterly financial results, to provide insights and clarify queries.

Media Partnerships: To expand the reach of the Bank’s messages, the Public Relation Department established

partnerships and licensing agreements with news channels, news agencies, and other media platforms. This enabled your Bank to disseminate information to a broader audience and enhance its visibility in the media landscape.

Corporate Social Responsibility

At our bank, Corporate Social Responsibility (CSR) is an integral part of our business philosophy. We believe in contributing to the economic development and improving the well-being of not only our workforce and their families but also the broader community and society. We are committed to making a positive impact through our CSR initiatives, focusing on various areas of social welfare.

Our CSR efforts primarily involve collaborating with trusted organizations and trusts dedicated to serving the underprivileged and marginalized sections of society. Through these partnerships, we channel our resources towards initiatives that promote education, healthcare, disaster relief, and overall social welfare.

We understand the importance of empowering individuals and communities to break the cycle of poverty and create a sustainable future. By supporting education programs, we aim to provide opportunities for underprivileged children to access quality education and build a brighter future. Additionally, we contribute to healthcare initiatives to improve the well-being and access to medical facilities for those in need.

In times of natural calamities, we extend our support to provide relief and assistance to affected communities, helping them recover and rebuild their lives. Furthermore, we are committed to addressing various social issues and contributing to the overall welfare of society through our CSR activities.

Through our CSR initiatives, we strive to make a meaningful difference, aligning our efforts with the needs and aspirations of the communities we serve. We remain dedicated to our responsibility of giving back to society and creating a positive impact on the lives of people in need.

Vigilance

During the Vigilance Awareness Week 2022, our bank diligently observed the directives received from the Central Vigilance Commission (CVC). The theme for this year’s campaign was “Corruption-free India for a developed Nation.” The week-long observance took place from October 31, 2022, to November 6, 2022.

The activities and initiatives undertaken during the Vigilance Awareness Week were focused on promoting integrity, transparency, and preventive measures. The following highlights summarize the various exercises and activities

conducted nationwide:

- Workshops and Sensitization Programmes: A total of 244 workshops and sensitization programmes were organized for employees, relatives, and stakeholders. These sessions aimed to educate participants about organizational policies, procedures, and preventive measures.
- Competitions and Debates: Debates, elocution competitions, and essay competitions were held at 17 different centers for school and college students. Additionally, a Pan India-level quiz competition saw the participation of 863 staff members.
- Gram Sabhas: A remarkable 2,339 Gram Sabhas were conducted across the country in rural and semi-urban areas. These gatherings aimed to raise awareness among the general public about the perils of corruption and the importance of transparency and integrity in public governance.
- Engaging Activities: Various engaging activities were organized, including 50 walkathons, 2 cricket matches, a Nukkad Natak (street play), bike rally, exhibition, and human chain activity. These events were held at different locations associated with our bank.
- Video Competition for Children: A video competition for the children of staff members took place across all centers, attracting the participation of 379 enthusiastic children.
- Release of "CENT VIGIL" Magazine: During the event at the Central Office in Mumbai, an e-journal called "CENT VIGIL" was released by our MD & CEO, Shri M. V. Rao. This journal featured articles on Vigilance Awareness Week-related subjects, photos, and media clips of events held nationwide.
- Town Hall Meetings: Town Hall meetings were arranged at prominent locations, inviting customers, staff members, and special invitees from the RBI, CBI, Police Department, as well as senior IAS and IPS officers. These meetings provided a platform for addressing the audience on vigilance awareness.

Furthermore, several systemic improvements were implemented during the year. These included the automation of the Surprise Inspection Exercise through the online SIR (Surprise Inspection Report) portal, installation of CCTV surveillance in Branch Managers' cabins to enhance monitoring, updates to alerts in the Offsite Monitoring process, and the creation of awareness among field functionaries regarding the e-Procurement process.

Human Capital Management

As of the end of March 2023, the staff strength of the Bank increased to 30,770 compared to 30,289 in the previous year.

- Officers: The number of officers at the end of March 2023 was 16,521, showing a slight increase compared to the previous year's count of 16,248.
- Clerks: The number of clerks stood at 9,060, reflecting an increase from the previous year's count of 8,415.
- Sub-staff: The sub-staff category consisted of 5,189 employees, which decreased slightly compared to the previous year's count of 5,626.

Category	March-19	March-20	March-21	March-22	March- 23
Officers	16686	16563	16565	16248	16521
Clerks	11766	10356	9761	8415	9060
Sub-staff	7041	6562	6009	5626	5189
Grand Total	35675	33481	32335	30289	30770

Recruitment and Promotion

During the year 2022-23, the Bank conducted new recruitments to enhance its workforce. The following are the details of the new recruits:

- Specialist Officers:	The Bank hired 547 new Specialist Officers.
- Probationary Officers:	A total of 527 Probationary Officers were recruited.
- Appointment on Compassionate Grounds:	Additionally, the Bank appointed 85 Sub-staff and 137 Clerks on compassionate grounds, taking into consideration their personal circumstances.

In terms of promotions, the Bank conducted a comprehensive promotion process across all scales and disciplines during the year. This included inter-scale and inter-cadre promotions, enabling employees and officers to progress to higher cadres and scales. The promotion process resulted in 795 clerks being promoted to Scale-I officers and 2,779 officers being elevated to higher grades and scales. The Bank also considered transfer requests from 724 officers on a pan-India basis.

To meet the staffing requirements for the financial year 2022-23, the Bank initiated various recruitment processes. These include placing an indent for the recruitment of 2,100 Probationary Officers, 1,000 Clerical staff, and 358

Specialist Officers. In addition, the Bank began the lateral recruitment process for 50 Chief Managers and 200 Senior Managers in the Mainstream category. This initiative aims to bring in experienced professionals to fill key positions within the organization.

Furthermore, the Bank initiated recruitment processes for 136 Specialist Officers and 11 Mainstream Officers on a regular basis for the CENT-NEO Project, which is an important project the Bank is undertaking.

To support skill development and comply with the provisions of the Apprenticeship Act, 1961, and the Bank's approved apprenticeship policy, the Bank initiated the engagement of 5,000 apprentices pan-India. This initiative aims to provide training and opportunities for young individuals to gain practical experience in the banking sector.

Employee Benefits

Under the category of Employee Benefits, the Bank has implemented various schemes to ensure the well-being and satisfaction of its staff. Here is a summary of the key initiatives:

- Your Bank has prioritized the well-being of its employees by providing comprehensive medical facilities and insurance coverage. Medical facilities, including salaries for doctors and the cost of medicines, are available at Zonal Headquarters. Your Bank has renewed the Group Medical Insurance coverage for employees, along with the option of a Super Top-up facility. To address major ailment expenses, your Bank has implemented the Corporate Buffer scheme under the medical insurance program. Additionally, the Retirees' Group Health Insurance Policy has been renewed, ensuring continued coverage for retired employees.
- In terms of financial assistance and incentives, your Bank has taken various measures to support its employees. The relief amount for funeral expenses and ex gratia payments to the families of deceased employees has been enhanced. Canteen subsidy facilities for serving staff members have been increased, providing greater support for their daily needs. Financial assistance is available for employees who have children with special needs or disabilities. Your Bank also rewards employees whose children pass their 10th or 12th standard examinations with distinction. Furthermore, additional financial assistance is provided to pre-1986 retirees and their family pensioners. Incentives are also offered through performance-linked incentives (PLI) for all eligible employees, and bonus payments are made in accordance with the Payment of Bonus Act, 1965.
- Employee welfare and recreational activities are important aspects of the bank's initiatives. The Holiday Homes and Transit Homes have been upgraded,

ensuring improved quality of stay for employees. Your Bank has reintroduced the health check-up facility, allowing employees to undergo health check-ups at defined intervals. Funds have been allocated for conducting sports, cultural, and recreational activities for employees, promoting a healthy work-life balance. As a gesture of goodwill and appreciation, your Bank distributes sweets or dry-fruit packets to employees on festive occasions.

- Transfer policies and discussions with unions play a crucial role in maintaining a harmonious work environment. Joint discussions with unions have taken place regarding career paths, promotion policies, and transfer norms for officers. Your Bank has introduced a rent reimbursement facility for clerical staff and enhanced rent ceilings for officers to alleviate the financial burdens of securing suitable accommodation. Meetings with unions have also been held to finalize revised transfer norms and promotion policies for award staff employees.
- In response to natural disasters, your Bank has provided support to its employees affected by floods in the north-eastern regions. Through the Flood Relief Loan program, employees whose houses and household belongings have been damaged by floods receive financial assistance amounting to one month's gross salary, with a maximum limit of ₹1,00,000.

Overall, the bank's commitment to employee welfare and engagement is evident through its provision of medical facilities, insurance coverage, financial assistance, incentives, recreational activities, and support during challenging times. These initiatives reflect the bank's dedication to creating a conducive and supportive work environment for its employees.

Employee Development

The Bank has implemented various programs and initiatives to enhance performance management, learning and development, capacity building, and employee engagement. These comprehensive initiatives and programs reflect the bank's commitment to performance management, continuous learning and development, capacity building, employee engagement, and fostering a culture of growth and excellence within the organization. Here is a summary of these initiatives:

- Your Bank has implemented a Performance Management System (PMS) called the Central RISE Project for officers and clerks. This project includes various components such as role allocation, scorecards, and review utility in the PMS tool. Additionally, target setting has been completed for business metrics based on market growth data, and a manpower planning tool has been developed for the fiscal year 2023-24. Furthermore, a job family survey has been conducted specifically for officers.

- In terms of learning and development, your Bank has conducted training programs through its Officers' Training Colleges and CLDs (Centers for Learning and Development), covering a wide range of topics and job families. E-learning modules have been provided, offering a diverse selection of courses for employees. Moreover, your Bank has introduced video-based learning, where recorded training classes are accessible through the Cent Swadhyay App. The capacity utilization of training colleges and CLDs has reached an impressive 114.43%. As for staff training, 100% of officers and 71.39% of award staff have undergone training.
- Special training initiatives have been undertaken by your Bank to enhance leadership skills and professional development. These initiatives include programs conducted by reputable organizations such as McKinsey & Company, FSIB, IBA, IIM-A, IIM Indore, XLRI, ASCI, IIBF, and JBIMS. There has also been a focus on digital transformation training for IT officers and leadership training for women SMs (Senior Managers) and managers. Additionally, external training programs have been conducted in collaboration with institutions such as IIM, ASCI, NIBM, CAB, FEDAI, IIBF, CORDEX, SHRM, and FIMMDA.
- To further strengthen capacity building, your Bank has provided a provision for employees to choose their certifications, allowing them to pursue up to five certifications worth up to ₹60,000 in a fiscal year. Regional heads have been identified for the Advanced Management Program for Senior Bankers, conducted by NIBM (National Institute of Bank Management) and Kent Business School, U.K. Furthermore, certification exams have been conducted for auditors and CPAC (Credit Policy and Audit Cell) officers. Your Bank has also disseminated information through leaflets called "Information on the Run," which serve as a ready reckoner for employees.
- To enhance leadership skills and professional growth, your Bank has initiated a one-on-one executive coaching programme for regional heads and zonal heads, with sessions planned over a period of 6-9 months.
- Employee engagement and HRD (Human Resource Development) audit surveys have been conducted to evaluate the impact of HCM (Human Capital Management) policies and practices. These surveys have covered parameters such as HRD culture, employee engagement, performance management, learning and development, career development, and employee satisfaction. The results of these surveys will help identify areas of improvement and leverage strengths within the organization.
- A mentorship programme has been implemented for Scale VII and VI officers to facilitate knowledge transfer and continuous growth. Through this program, experienced officers mentor their colleagues, supporting their goals and skill development through one-on-one conversations and other learning activities.
- Your Bank has also introduced an internship policy approved by the Board of Directors, providing practical knowledge and stipend opportunities to candidates. Interns gain an overview of the banking industry and acquire practical experience in specific departments aligned with their educational specialization and preference.

Industrial Relations

Throughout the year, the industrial relations within your Bank remained harmonious and cooperative, fostering a positive and productive work environment.

Crisis Management Plan and Committee Formation:

To ensure preparedness for crisis situations, a Crisis Management Plan (CMP) was adopted by the bank. This plan, formulated by a working group consisting of representatives from public and private sector banks, outlines strategies for effectively managing industry-wide strikes lasting more than three days. As part of the CMP implementation, a Crisis Management Monitoring Committee comprising four General Managers was established at the Central Office.

Nodal Officers and Guidelines: To assess the impact of strikes, implement the Crisis Management framework, issue operational guidelines, establish a robust public information system, and coordinate with local authorities and police, your Bank appointed Assistant General Managers (Operations) at Zonal offices and Chief Managers (Operation) at Regional Offices as Nodal Officers. These Nodal Officers work under the guidance of the Crisis Management Monitoring Committee at the Central Office. Their role is to analyze the situation in their respective Zones/Regions, ensure the effective execution of the Crisis Management Plan, and minimize the impact of strikes on banking services.

Appointment of Nodal Officers: In addition to the Nodal Officers at the Zonal and Regional levels, dedicated Nodal Officers were appointed to coordinate crisis management efforts. These officers play a crucial role in monitoring and reporting strike-related developments and ensuring the smooth functioning of alternate delivery channels during crises. The appointment of Nodal Officers at various levels strengthens the bank's crisis management capabilities and reinforces its commitment to providing uninterrupted banking services even during challenging situations.

Staff Administration

Armed Forces Flag Day Fund: In a display of solidarity and commitment to the nation, Centralites contributed ₹3.90 Lacs to the Armed Forces Flag Day Fund (AFFDF). This contribution aims to support the welfare of ex-servicemen and war widows, demonstrating our concern for their well-being.

Compassionate Appointment and Ex-gratia Payment: Your Bank made payments of ex-gratia in lieu of compassionate appointments, providing financial assistance to deserving individuals. A total of 12 cases were settled, with an amount of ₹70,30,041/- disbursed.

Compassionate Appointment on Compassionate Grounds: Your Bank also facilitated compassionate appointments on compassionate grounds, recognizing the need to support individuals during challenging circumstances. A total of 137 clerks and 85 sub-staff members were appointed through this compassionate appointment process, totaling 222 appointments in FY 2023.

Prevention of Sexual Harassment (POSH) of Women at Workplace: Your Bank strictly prohibits sexual harassment in the workplace and has implemented the guidelines outlined in "The Sexual Harassment of Women at Workplace (Prevention, Prohibition, and Redressal) Act, 2013." To ensure a safe and respectful work environment, internal complaint committees have been established at all administrative offices.

Position of Complaints related to Sexual Harassment: As of March 31, 2023, your Bank received a total of 11 complaints under the Sexual Harassment of Women (Prevention, Prohibition, and Redressal) Act, 2013. Out of these, 10 cases were successfully disposed of during the year, leaving one case pending at the end of the year. This pending case was subsequently resolved on April 20, 2023, ensuring appropriate action and resolution. Your Bank remains committed to addressing and redressing any instances of sexual harassment promptly and effectively.

Implementation of Reservation Policy

Your Bank diligently adheres to the Reservation Policy prescribed by the Government of India for SCs/STs/OBCs/EWSs/PWDs. The workforce of your Bank reflects the representation of SCs, STs, OBCs, and differently-abled individuals across all cadres. Your Bank has also implemented the reservation applicable to "Economically Weaker Sections" in direct recruitment since February 1, 2019, in line with the guidelines set by the government.

The SC/ST Cell within your Bank takes the responsibility to implement, monitor, and evaluate the reservation policy. This cell plans and executes measures to ensure the effective implementation of government policies and programs. The

SC/ST Cell at the Central Office, under the Chief Liaison Officer, handles the grievances of SC/ST/OBC employees. Your Bank maintains reservation rosters as per government guidelines, which are also uploaded on the bank's website. Periodical meetings are conducted with welfare associations and federations.

To oversee the regional level issues of SC employees and monitor the implementation of the reservation policy, Dr. Anju Bala, Hon'ble Member of the National Commission for Scheduled Castes, visited the regional offices at Chandigarh and Lucknow. A similar visit was made by Shri Vijay Sampla, Hon'ble Chairman of the National Commission for Scheduled Castes, and other members, who discussed and monitored the implementation of the reservation policy at the bank's central office. The liaison officers of the Department of Financial Services (DFS) verified the reservation rosters for the years 2020 and 2021, which were then uploaded on the bank's website. An amount of 7 lakhs was allotted to the Welfare Association/Federation to celebrate the Birth Anniversary of Dr. B. R. Ambedkar.

As of March 31, 2023, the representation of SC/ST/OBC employees in your Bank is as follows:

	SC	ST	OBC
Officers	3042	1482	4972
Clerical	1711	870	2404
Sub-Staff	1769	474	1399

It is important to note that the employees recruited on the basis of their own merit are also included in these numbers. Additionally, during the year, your Bank made new recruitments as follows:

	SC	ST	OBC
Officers	552	299	804

During the year, Pre-promotion training was also conducted for employees as follows:

	SC	ST	OBC
Officers	513	153	760

Implementation of IFRS Converged Indian Accounting Standards (Ind AS)

In a press release issued by the Reserve Bank of India (RBI) on March 22, 2019 (RBI/2018-19/146 DBR.BP.BC. No.29/21.07.001/2018-19), it was announced that the legislative amendments recommended by RBI were being considered by the Government of India. Consequently, RBI decided to defer the implementation of Indian Accounting Standards (Ind AS) in banks until further notice. However, in compliance with RBI's requirements, our bank continues

to submit Proforma Ind AS Financials to RBI on a half-yearly basis. To facilitate the implementation of Ind AS in the future, your Bank has engaged the services of an Ind AS consultant and established a dedicated Core Ind AS Team. This team is currently involved in the analysis of the necessary changes to our existing IT systems to ensure a seamless transition to Ind AS. While the implementation of Ind AS in banks has been deferred, we remain committed to preparing for its eventual adoption and complying with the regulatory requirements set by RBI. We will continue to monitor the updates and directives from RBI and the Government of India regarding the implementation of Ind AS in banks.

Subsidiaries and Joint Ventures

Cent Bank Home Finance Limited

Cent Bank Home Finance Limited has shown impressive performance in the financial year 2022-23. The company's Assets Under Management (AUM) stood at ₹ 1,415.50 Crores, reflecting a substantial growth of 22.07% compared to the previous year. This growth is a testament to the company's successful lending activities and increasing customer base.

In terms of profitability, Cent Bank Home Finance recorded significant improvements. The operating profit for FY23 increased to ₹ 41.88 Crores, indicating a growth of 16.98% compared to the previous year. The net profit after tax also saw a remarkable surge, reaching ₹ 26.76 Crores, a growth of 33.07%.

The company achieved noteworthy milestones in its lending operations. Sanctions witnessed a remarkable growth of 104%, amounting to ₹ 553.15 Crores, compared to ₹ 271.07 Crores in the previous year. Disbursements also experienced a significant surge, reaching ₹ 503.33 Crores, representing a growth of 103%. These figures highlight the successful implementation of the company's lending strategies and its ability to meet the financial needs of its customers.

Cent Bank Home Finance demonstrated a strong focus on asset quality. The gross non-performing assets (NPA) ratio stood at 3.56%, a notable improvement from 5.09% in the previous year. Moreover, the net NPA ratio improved to 2.53% from 2.63% in the previous year. These improvements signify the company's effective risk management practices and its commitment to maintaining a healthy loan portfolio.

The company's capital adequacy position remains robust, with a Capital to Risk-Weighted Assets Ratio (CRAR) of 20.84%, exceeding the regulatory requirement of 15%. This solid capital base ensures the company's ability to sustain its operations and support future growth initiatives.

Cent Bank Home Finance diversified its business by entering the non-life insurance sector through a partnership with Bajaj Allianz. This strategic move enabled the company to earn ₹ 8.43 Lakhs in commission income, adding an additional revenue stream to its operations.

Balance sheet of Cent Bank Home Finance Limited

as at 31st March 2023

Particulars	Note No.	As at 31 March, 2023 (₹ in lakhs)	As at 31 March, 2022 (₹ in lakhs)
A EQUITY AND LIABILITIES			
1 shareholders' funds			
(a) Share capital	2	2,500.00	2,500.00
(b) Reserves and surplus	3	16,383.71	13,707.64
		18,883.71	16,207.64
2 Non-current liabilities			
(a) Long-term borrowings	4	72,559.34	57,880.22
(b) Deferred tax liabilities	3a	1,075.45	607.40
(c) Long-term provisions	5	2,244.39	3,656.34
		75,879.18	62,143.96
3 Current liabilities			
(a) Short-term borrowings	6	41,453.93	31,100.86
(b) Trade payables			
(i) total outstanding dues of MSME	7	-	-
(ii) total outstanding dues of creditors other than MSME	7	239.47	107.04
(c) Current maturities of long term borrowing	8	12,995.22	11,052.33
(d) Other current liabilities	9	745.90	404.41
(e) Short-term provisions	10	218.12	199.24
		55,652.64	42,863.88
TOTAL		1,50,415.53	1,21,215.48
B ASSETS			
1 Non-current assets			
(a) Property, Plant & Equipment and Intangible assets	11	37.69	30.60
(i) Property, Plant & Equipment	11b	209.27	-
(b) Non-current investments	12	4,837.13	3,173.77
(c) Long-term loans and advances	13	1,21,995.79	97,251.31
(d) Other Non-current assets	14	976.96	330.80
		1,28,056.84	1,00,786.48
2 Current assets			
(a) Cash and cash equivalents	15	2,222.55	1,325.75
(b) Short-term loans and advances	16	19,564.67	18,717.16
(c) Other current assets	17	571.47	386.09
		22,358.69	20,429.00
TOTAL		1,50,415.53	1,21,215.48

Significant Accounting Policies 1

Notes to accounts and disclosure as per NHB/RBI 24

Profit and Loss of Cent Bank Home Finance Limited

for the year ended 31st March 2023

Particulars	Note	For the year ended 31 st March 2023 (₹ in lakhs)	For the year ended 31 st March 2022 (₹ in lakhs)
A INCOME			
1 Revenue from operations	18	14,092.92	12,300.01
2 Other income		-	-
3 Total Income (1+2)		14,092.92	12,300.01
B EXPENSES			
4 (a) Employee benefits expense	19	1,132.45	943.58
5 (b) Finance costs	20	7,625.33	6,892.50
6 (c) Depreciation and amortisation expense	11a	11.56	13.50
7 (d) Other expenses	21	1,135.35	870.67
8 (e) Provision for Standard Assets	22	11.11	491.78
9 (f) Provisions for Doubtful Debts		607.02	302.27
10 (g) Written off		10,522.82	9,514.30
11 Total expenses (4+5+6+7+8+9+10)		9514.30	10,813.66
C Profit before tax and extraordinary items (3-11)		3,570.10	2,785.71
D Extraordinary items			
Add: Extraordinary Item	24	-	-
Less: Prior period adjustments		(14.63)	(6.15)
E Profit / (Loss) before tax (C-D)		3,584.73	2,791.86
F Tax expense:			
(a) Current year tax expense		442.40	770.97
(b) Provision for tax of previous years		(1.78)	44.05
(c) Deferred tax Liabilities/ (Assets) of current year other than d above		398.75	(181.71)
(d) Deferred tax liability on special reserves of current Year		69.30	147.63
Tax expense		780.94	496.88
G Profit from continuing operations (E-F)		2,010.92	1,466.97
H Profit for the year		2,676.06	2,010.92
(Statement of Profit and Loss without stating EBITDA)		2,676.06	2,010.92
I Earnings per share (of ₹10/- each):			
(a) Basic		10.70	8.04
(b) Diluted		10.70	8.04
J Notes to accounts and disclosure as per NHB/RBI	24		

Centbank Financial Services Limited

Centbank Financial Services Limited primarily specializes in offering trusteeship services, including Debenture/Security Trusteeship, Executor & Trusteeship, and managing private/charitable trusts. The company is registered with the Securities and Exchange Board of India (SEBI) to engage in Debenture Trusteeship activities.

In terms of financial performance, Centbank Financial Services Limited achieved a net profit after tax of 1.62 crore for the fiscal year ending on March 31, 2023. This marks an increase compared to the net profit of 1.06 crore recorded in the previous fiscal year.

In FY 2022-23, the company experienced growth in its Executor Trusteeship services, earning fees of 49.91 lakhs compared to 35.22 lakhs in the previous fiscal year. However, there was a decrease in flev , e

STRATEGY

NOTICE

REPORTS

FINANCIALS

Balance sheet of Centbank Financial Services Limited

as of 31 March, 2023

Particulars	Note No.	As at 31 March, 2023 (₹ in lakhs)	As at 31 March, 2022 (₹ in lakhs)
A EQUITY AND LIABILITIES			
1 shareholders' funds			
(a) Share capital	1	500.00	500.00
(b) Reserves and surplus	2	3,050.43	3,038.18
2 Non-Current Liabilities			
(a) Other long term liabilities	3	70.76	72.50
(c) Long-term provisions	4	6.82	3.96
3 Current liabilities			
(a) Other current liabilities	5	1,107.01	603.73
(b) Short-term Provisions	6	0.68	1.09
TOTAL		4,735.70	4,219.44
B ASSETS			
1 Non-current assets			
(a) Property plant and Equipment and intangible assets	7		
(i) Property plant and Equipment		3.99	2.39
(ii) Intangible Assets		0.30	0.40
(iii) Capital work-in-progress		-	-
(b) Non-current Investments	8	597.60	597.63
(c) Deferred tax assets (net)	9	3.02	1.45
(d) Other non-current assets	10	2,035.67	1,883.34
2 Current Assets			
(a) Current Investments	11	-	-
(b) Trade Receivables	12	3.62	8.81
(c) Cash and cash equivalents	13	2,005.61	1,610.20
(d) Short-term loans and advances	14	85.89	115.24
TOTAL		4,735.70	4,219.44

Profit and Loss of Centbank Financial Services Limited

for the year ended 31st March 2023

Particulars	Note	For the year ended 31 st March 2023 (₹ in lakhs)	For the year ended 31 st March 2022 (₹ in lakhs)
INCOME			
Revenue from operations	15	113.23	116.74
Other income	16	239.23	178.16
I. Total Income		352.46	294.90
EXPENSES:			
Employee Benefit Expenses	17	73.63	80.65
Depreciation and Amortisation Expenses	18	0.68	1.58
Other Expenses	19	76.64	69.68
II. Total Expense		150.95	151.91
III. Profit / (Loss) before tax	(I - II)	201.51	142.99
IV. Tax expense:			
(1) Current tax		41.00	36.57
(2) Deferred tax		-1.57	0.24
(3) Prior year tax expense		-0.17	-0.12
		39.26	36.69
V. Profit(Loss) for the period	(III-IV)	162.25	106.30
VI. Earnings per share			
Equity shares of par value of ₹ 1000/- each			
(a) Basic (in ₹)		324.5	212.62
(a) Diluted (in ₹)		324.5	212.62

Indo-Zambia Bank Ltd.

The Indo-Zambia Bank Ltd. in Zambia is a joint venture between the Government of the Republic of Zambia and the Government of India, represented by Bank of Baroda, Bank of India, and Central Bank of India. Each Indian bank holds a 20% equity stake, while the Industrial Development Corporation (IDC), a government-owned investment company, holds the remaining 40% on behalf of the Zambian government. Established in 1984, your Bank operates on a calendar year basis. As of December 31, 2022, our bank holds a total of 8,32,00,000 shares valued at Kwacha 1 each. Your Bank has shown significant growth, with a 29.83% increase in deposits (totaling 9949.62 Million Kwacha) and a 42.25% increase in advances (totaling 4172.66 Million Kwacha) compared to the previous year. With its strong performance, your Bank has become the sixth-largest bank in Zambia. For the calendar year 2023, your Bank recorded a net profit of KW 508.95 Mio (equivalent to INR 230.71 crore). Furthermore, we have received a net dividend of INR 6.45 crore from Indo Zambia Bank for the year 2022.

REGIONAL RURAL BANKS

Unaudited as of 31.03.2023:

(Amount in ₹ crore)

Name of RRBs with its HO & state	No. of Dist. & Branches	Total Deposit	Total advances	Gross NPA	Net profit
Uttar Bihar GB. Muzaffarpur (Bihar)	18/1032	17850.29	12175.96	2149.23	32.36
Uttarbanga Kshetriya GB., Cooch Behar (WB)	5/ 143	4172.73	3263.26	148.46	58.01

Corporate Governance Report

1) Bank's Philosophy of Corporate Governance

Thrust of the Corporate Governance of the Bank is to enhance shareholders' value by pursuing ethical practices in the conduct of its business and maintaining high standards of disclosure and transparency. The Bank has adopted best practices and standards of governance that are monitored by various Committees of the Board. The Board, the Executives and other functionaries have distinctly demarcated roles in achieving the corporate goals – improved performance and enhanced shareholders' value.

The equity shares of the Bank are listed at BSE Limited and National Stock Exchange of India Limited. However, the Bank is not a company but a body corporate under the Banking Companies (Acquisition and Transfer of Undertakings) Act, 1970 and is regulated by the Reserve Bank of India. The Bank complies with the provisions of corporate governance norms as specified in SEBI (Listing Obligations and Disclosure Requirements) Regulations, 2015 to the extent it does not violate the provisions of the Banking Companies (Acquisition and

Transfer of Undertakings) Act, 1970, Nationalised Banks (Management and Miscellaneous Provisions) Scheme, 1970 and the guidelines, directives, etc. issued by Government of India and Reserve Bank of India in this regard.

2) Board of Directors

A) COMPOSITION OF THE BOARD OF DIRECTORS

The Bank is constituted under the Banking Companies (Acquisition and Transfer of Undertakings) Act, 1970 (as amended from time to time). The general superintendence, direction and management of the affairs and business of the Bank is vested in the Board of Directors presided over by the Chairman.

The composition of the Board of Directors of the Bank is governed by the provisions of the Banking Regulation Act, 1949, the Banking Companies (Acquisition and Transfer of Undertakings) Act, 1970 as amended, the Nationalised Banks (Management and Miscellaneous Provisions) Scheme, 1970 as amended, RBI guidelines and SEBI (LODR), Regulations, 2015.

The composition of Board of Directors of the Bank as on 31st March, 2023 was as under

Sr. No.	Name	Position Held	Period (From – To)	No. of Equity Shares of the Bank held as on 31.03.2023	Area of Expertise	Membership/ Chairmanship of Committees of Board of Central Bank of India during the Financial year ended 31.03.2023		Directorship of other Companies as on 31.03.2023	Whether attended last AGM held on 10.08.2022
						Member	Chairman		
1.	Shri M V Rao	Managing Director and Chief Executive Officer (Whole Time Director)	From 01.03.2021	NIL	Banking	MCB, RMC, LVFC, CSC, ITS, SRC, VIG, CAC, HR, MRC, CRC, , CRIWD & NCB	MCB, LVFC, CSC, VIG, CAC, HR, MRC, CRC, CRIWD & NCB	1) United India Insurance Co. Ltd. 2) Export Import Bank of India	Yes
2.	Shri Vivek Wahi	Executive Director (Whole Time Director)	From 10.03.2021	NIL	Banking	MCB, LVFC, CSC, ITS, SRC, CAC, HR, MRC, CRC	Nil	1) Indo Zambia Bank Ltd	Yes
3.	Shri Rajeev Puri	Executive Director (Whole Time Director)	From 10.03.2021	NIL	Banking	MCB, LVFC, CSC, ITS, SRC, CAC, HR, MRC, CRC	NIL	1) Cent Bank Home Finance Ltd.	Yes

Sr. No.	Name	Position Held	Period (From – To)	No. of Equity Shares of the Bank held as on 31.03.2023	Area of Expertise	Membership/ Chairmanship of Committees of Board of Central Bank of India during the Financial year ended 31.03.2023		Directorship of other Companies as on 31.03.2023	Whether attended last AGM held on 10.08.2022
						Member	Chairman		
4.	Shri MV Murali Krishna	Executive Director (Whole Time Director)	From 01.12.2022	12025	Banking	MCB, LVFC, CSC,ITS, SRC ,CAC, HR MRC, CRC	NIL	1) Cent Bank Financial services Ltd	No
5.	Shri Hardik Mukesh Sheth	Government of India Nominee Director (Non-Executive Director)	From 11.04.2022	NIL	Banking and Finance	HR, RMC, LVFC, ITS, VC, MRC, PE	NIL	NIL	Yes
6.	Shri P. J. Thomas	RBI Nominee Director (Non-Executive Director)	From 28.09.2020	NIL	Banking and Finance	MCB, ACB, VC	NIL	NIL	No
7.	Shri Dinesh Pangtey	Shareholder Director (Non-Executive Independent Director)	From 01.07.2021	100	Finance	ACB, SRC, NRC, RMC, LVFC, CSC, ITS, MRC, PE, CRIWD & NCB,	ACB	NIL	Yes
8.	Shri Pradip Pranlal Khimani	Part Time Non-official Director (Non-Executive Independent Director)	From 21.12.2021	NIL	Finance	ACB, SRC, NRC,RMC, LVFC, CSC,, ITS, MRC, PE, CRIWD & NCB	ITS, SRC, RMC, N&RC, PE	NIL	Yes

The Managing Director and Chief Executive Officer and the Executive Directors are Whole Time Directors of the Bank.

ACB	-	Audit Committee of the Board
CAC	-	Credit Approval Committee
CRC	-	Capital Raising Committee
CSC	-	Customer Service Committee
HR	-	Human Resources Committee
ITS	-	Information Technology Strategy Committee
LVFC	-	Special Committee of the Board for Monitoring of Large Value Frauds
MCB	-	Management Committee of the Board
MRC	-	Committee of the Board for Monitoring of Recovery
N&RC	-	Nomination and Remuneration Committee
PE	-	Performance Evaluation Committee
RMC	-	Risk Management Committee
SRC	-	Stakeholders Relationship Committee
VIG	-	Vigilance Committee
CRIWD & NCB	-	Committee to the Board to Review the Identification of Willful Defaulter & Declaring of Non Co operative Borrowers

Changes in Composition of Board of Directors of Bank took place during the year FY 2022-23:

Shri Bhushan Kumar Sinha Ceased to be Director of the Board of the Bank w.e.f 11.04.2022 who was appointed as Government of India Nominee Director on the Board of the Bank by the Government of India w.e.f 14.05.2018

Shri Hardik Mukesh Sheth was appointed as Government of India Nominee Director on the Board of the Bank by the Government of India w.e.f 11.04.2022 .

Shri Alok Srivastava, ceased to be an Executive Director of the Bank on account of superannuation from the services of the Bank on 30.11.2022.

Shri M.V Murali Krishna was appointed as Executive Director of the Bank by the Government w.e.f 01.12.2022.

Brief Profile of the present Directors of the Bank

1. Shri M V Rao, Managing Director and Chief Executive Officer (D.O.B. 03.07.1965)

Shri M.V. Rao assumed charge as Managing Director & CEO of Central Bank of India with effect from 1st March, 2021. Before his elevation to his current position, Shri Rao was Executive Director of Canara Bank for over three years.

A Post Graduate in Agriculture, Shri Rao began his career with erstwhile Allahabad Bank (now Indian Bank) and has over three decades of professional banking experience in leadership roles. His expertise extends to all major areas of banking, including Corporate Credit, Retail Assets, Treasury Management, Human Resources, Credit Policy & Monitoring, Stressed Assets Management, Digital Banking, Risk Management, Business Process Transformation etc.

As Executive Director, Canara Bank, Shri Rao also oversaw the smooth amalgamation of Syndicate Bank with Canara Bank in the quickest possible time

Shri Rao is credited with bringing about a turnaround in the performance of Central Bank of India in the recent times and bringing the Bank back to profitability after incurring losses continuously for the last six years. The Bank is in the process of transformation with a number of futuristic initiatives being introduced to emerge as a leading player in the banking sector.

Besides being a Director of Export-Import Bank of India and United India Insurance Co. Ltd., Shri Rao is a Member on the Governing Board of Institute of Banking Personnel Selection, Mumbai and Indian Institute of Bank Management, Guwahati. He is also a Member of different committees formed by Reserve Bank of India, IRDAI and Indian Banks' Association.

2. Shri Vivek Wahi, Executive Director (D.O.B.15.09.1965)

Shri Vivek Wahi has taken over charge as Executive Director of Central Bank of India with effect from 10th March, 2021. Prior to joining Central Bank of India, He was Chief General Manager of Bank of India.

He joined Banking Industry (Bank of India) as Probationary Officer in 1990, after completing his B.Tech from NIT, Kurukshetra.

He possesses rich Banking experienced has worked in all important verticals of the bank like Branch Banking, Overseas Dealing Room, Heading Large Corporates Credit Branch, Zonal Manager, Treasury Head, Field GM etc. He was posted as Zonal Manager of Bank's, Mumbai South Zone, the Largest Zone on Business Mix parameters. He has also headed Bank of India's Treasury at Mumbai for more than 2 years. He has also worked as Field GM of Northern Territory of the Bank comprising 6 states having headquarter at New Delhi.

3. Shri Rajeev Puri, Executive Director (D.O.B. 14.06.1963)

Shri Rajeev Puri has taken over charge as Executive Director of Central Bank of India with effect from 10th March, 2021 Prior to joining Central Bank of India as Executive Director, he was Chief General Manager of Punjab National Bank.

Shri Rajeev Puri is a Masters in Commerce and MBA (Finance). He also holds a Diploma in Rural Banking from IIB. He is a Certified Associate of Indian Institute of Bankers. He is also an Alumni for IIM-B (BBB-LDB training 9 months). He is a seasoned banker with varied experience and has worked in various capacities in different geographical areas of the country. He has received many awards during his stint as Branch Head, Circle Head & Zonal Manager of Punjab National Bank. As Chief General Manager of Punjab National Bank, he headed Bank's important verticals like MSME & Mid Corporate, Agriculture, Retail Lending and Financial Inclusion Division.

4. Shri M V Murali Krishna, Executive Director (D.O.B. 01.08.1967)

Shri MV Murali Krishna has taken over charge as Executive Director of Central Bank of India w.e.f 01st December, 2022. Prior to joining Central Bank of India as Executive Director, he was Chief General Manager of Bank of Baroda.

Shri M.V. Murali Krishna is a MBA in Banking and Finance. He began his career with Bank of Baroda as Probationary Officer and has over three decades of professional banking experience in leadership roles. His expertise extends to all major areas of banking,

including Corporate Credit, International Operations, Rural and Agriculture Banking, Financial Inclusion, NRI business etc.

During his long stint in the Banking Industry, he worked from branches to regional offices and from overseas territory to corporate office. He successfully handled the responsibilities such as Head of Large Corporate, Head of International Operations, Head of Rural & Agriculture Department and Head of Financial Inclusion Department. Shri M.V Murali Krishna also held position as a Director on the Board of BOB Capital Finance Ltd, Baroda Gujarat Gramin Bank and AFC Ltd (Agriculture Finance Corporation).

5. Shri Hardik Mukesh Sheth ,Government of India Nominee Director (D.O.B. 19.05.1980)

Shri Hardik Mukesh Sheth was nominated as Government Nominee Director of Central Bank of India on 11th April 2022 by Government of India. He is a Director with Department of Financial Services, Ministry of Finance, Government of India.

He is a MBA (Finance) and a US CPA. Prior to joining the ministry, he has almost 19 years of Banking experience wherein he has worked with few multinational as well as public sector bank (State Bank of India) across various functions, including Risk Management, Credit Management, Corporate Credit, Branch Operations, Administration amongst others. He has an experience of handling large team sizes and various branches under himself. He brings with him a holistic view of the banking industry.

6. Shri P J Thomas, RBI Nominee Director (D.O.B. 02.01.1959)

Shri P J Thomas was nominated as Director on the Board of Central Bank of India on September 28, 2020 by Government of India. He is a graduate in Science with B.Sc (Hons) and a Master in Business Administration in Banking and Finance. He is also a Certified Associate of Indian Institute of Bankers.

He started his career as a bank officer with a public sector bank, before moving to Reserve Bank of India (RBI) as an officer and served in different capacities including as Regional Director, RBI, Bangalore. During his tenure of more than 36 years in RBI, he had long exposure to banking Regulation at Central Office and Banking Supervision at Regional Offices. He had attended overseas training in Regulation and Supervision at the Federal Reserve of New York and Florida besides at other international bodies at Kuala Lumpur, Manila,

Frankfurt and Basel. He was earlier on the Boards of a private sector bank and also a public sector bank.

7. Shri Dinesh Pangtey, Shareholder Director (D.O.B 27.02.1962)

Shri Dinesh Pangtey was elected as Shareholder Director in Central Bank of India with effect from 01.07.2021.

Dinesh Pangtey has a Bachelor Degree in Science.

He has experience in the field of Finance. He has held the post of Chief Executive Officer of LICHFL AMC Limited and LIC Mutual Fund Asset Management Limited. He is having more than 3 decades of experience in Life Insurance Business and related areas. He has worked in different positions at Life Insurance Corporation of India.

8. Shri Pradip Pranlal Khimani, Part Time Non-Official Director (D.O.B. 26.02.1959)

Shri Pradip Pranlal Khimani was nominated as Part Time Non-Official Director of Central Bank of India on 21st December 2021 by Government of India.

He is Masters in Commerce, Statistics, Costing, Industry, Modern Finance and Business Management form Saurashtra University. Presently, He is the Chairman, Saraswati School, Junagadh (Gujarat). He is also Member in Girnar Yatratham Vikas Mandal, Junagadh and Financial advisor of Indian Maritime University, Chennai. Earlier, he served as the Director, Gujarat Tourism Corporation and the Chairman, Standing Committee, Municipal Corporation, Junagadh. He is the awardee of "Bharat Jyoti Award" by India International Friendship Society, "Global Indian of the Year Award" By National Development Forum and several other awards from several associations/institutions.

9. Shri Priavrat Sharma, Part-time Non-Official Director under Chartered Accountant Category (D.O.B 25.11.1970)

Shri Priavrat Sharma was appointed as Part-time Non-Official Director under Chartered Accountant Category on the Board of Directors of the Bank by Government of India for a period of three years from the date of notification or until further orders, whichever is earlier.

Shri Priavrat Sharma, is a Bachelor in Commerce, Fellow Chartered Accountant (FCA) by qualification. He is having experience of more than 27 years in area of Audit, Due Diligence, Taxation, Financial planning, Company Law matters, Information system Audit, FEMA, Management Consultancy etc., Shri Priavrat Sharma is Partner of Priavrat Sharma & CO, (CA Firm), Jaipur. He is also Director on Board of "Brahm Federation of Commerce and Industry.

B) CONDUCT OF BOARD MEETINGS

During the year, 10 Board Meetings were held on the following dates:

09.05.2022	30.09.2022	18.01.2023
27.06.2022	20.10.2022	17.03.2023
25.07.2022	03.12.2022	
05.09.2022	26.12.2022	

Details of attendance of the Directors at the Board Meetings are:

Name of the Director	Attendance Recorded	Meetings held during their tenure	Period (From - To)
Shri M. V. Rao	10	10	01.04.2022-31.03.2023
Shri Alok Srivastava	6	6	01.04.2022-30.11.2022
Shri Vivek Wahi	10	10	01.04.2022-31.03.2023
Shri Rajeev Puri	10	10	01.04.2022-31.03.2023
Shri M V Murali Krishna	3	4	01.12.2022-31.03.2023
Shri Hardik Mukesh Sheth	9	10	01.04.2022-31.03.2023
Shri P J Thomas	10	10	01.04.2022-31.03.2023
Shri Pradeep Pranlal Khimani	10	10	01.04.2022-31.03.2023
Shri Dinesh Pangtey	10	10	01.04.2022-31.03.2023

C) DETAILS OF COMMITTEES OF THE BOARD

As on date, there are total 15 Committees of the Board constituted under the prescribed rules/regulations and directives issued by Government of India, Reserve Bank of India, Securities and Exchange Board of India and by the Board itself. Details of these Committees are as under:-

- i) Management Committee of Board
- ii) Credit Approval Committee
- iii) Audit Committee of the Board
- iv) Risk Management Committee
- v) Special Committee of the Board for Monitoring of Large Value Frauds
- vi) Customer Service Committee
- vii) Information Technology Strategy Committee
- viii) Stakeholders Relationship Committee
- ix) Nomination and Remuneration Committee
- x) Vigilance Committee
- xi) Performance Evaluation Committee
- xii) Human Resource Committee
- xiii) Committee of the Board for Monitoring of Recovery
- xiv) Capital Raising Committee
- xv) Committee of the Board to Review the Identification of Willful Defaulter & Declaring of Non Cooperative Borrowers

The Govt. of India vide notification dated 25th January, 2021, amended the Nationalised Bank (Management and Miscellaneous Provisions) Scheme, 1970 by inserting a special provision (Clause 14A) which states:

“Where a Nationalised Bank is required by law to do any act or thing and in order to do so the recommendations or determination of, or resolution of grievances of security holders by, or in respect of any appointment, approval or review by any Committee of the Board of the bank is required, and if the Board is satisfied that quorum for meeting of such Committee cannot be met on account of either existence of any vacancy in such Committee or recusal by member thereof, the Board may do that act or thing.”

In terms of the above the Board of Directors of a Nationalised Bank are empowered to exercise the powers of a Committee of the Board to do any act or thing, or for resolution of grievances of security holders by, or in respect of any appointment, approval or review, which it is required to do by law provided the Board is satisfied that quorum for meeting of such Committee cannot be met on account of either existence of any vacancy in such Committee or recusal by member thereof.

i) Management Committee of the Board:

The Management Committee of the Board is constituted under The Nationalised Banks (Management and Miscellaneous Provisions) Scheme, 1970 read with the Banking Companies (Acquisition and Transfer of Undertakings) Act, 1970. The committee considers various business matters of material significance like sanction of high value credit proposal, compromise/write off proposals, sanction of capital and revenue expenditure, premises, investments etc.

As on 31.03.2023, it comprised of 5 members, consisting of the Managing Director and Chief Executive Officer, 3 Executive Directors and Reserve Bank of India Nominee Director.

The Management Committee of the Board met 15 times during the year on the following dates:

02.05.2022	28.06.2022	21.09.2022	09.12.2022	20.02.2023
23.05.2022	16.07.2022	19.10.2022	26.12.2022	18.03.2023
18.06.2022	12.08.2022	05.11.2022	17.01.2023	27.03.2023

Attendance record of the members was shown below:

Name of the Director	Attendance Recorded	Meetings held during their tenure	Period (From - To)
Shri M. V. Rao	15	15	01.04.2022-31.03.2023
Shri Alok Srivastava	9	9	01.04.2022-30.11.2022
Shri Vivek Wahi	15	15	01.04.2022-31.03.2023
Shri Rajeev Puri	15	15	01.04.2022-31.03.2023
Shri M V Murali Krishna	6	6	01.12.2022-31.03.2023
Shri P J Thomas	15	15	01.04.2022-31.03.2023

ii) Credit Approval Committee:

Pursuant to clause 13A of the Nationalised Banks (Management and Miscellaneous Provisions) Scheme, 1970, a Credit Approval Committee of the Board of Directors has been constituted w.e.f. 31.01.2012. The Committee exercised the powers of the Board with regards to credit proposals from above ₹ 100 crore upto ₹ 400.00 crore for individual borrower and for group companies/borrowers, credit proposals from above ₹ 200 Crore upto ₹ 800 crore, compromise/ write off proposals involving sacrifice above ₹ 10 crore and upto ₹ 50 crore etc. The Committee comprises of Managing Director and Chief Executive Officer, Executive Directors, CRO and General Managers in charge of Credit, Accounts/ Finance, Credit Monitoring & Policy and Vertical GM's of which proposal are being placed.

The Credit Approval Committee met 23 times during the year on the following dates:

08.04.2022	11.07.2022	14.09.2022	13.12.2022	21.02.2023
26.04. 2022	18.07.2022	12.10.2022	22.12.2022	27.03.2023
10.05. 2022	11.08.2022	27.10.2022	04.01.2023	31.03.2023
24.05. 2022	02.09.2022	15.11.2022	17.01.2023	
22.06.2022	09.09.2022	29.11.2022	01.02.2023	

The a

Following up in respect of Statutory Audits, on all the issues raised in the Long Form Audit Report (LFAR) and interacting with the External Auditors before finalization of the quarterly/ half yearly/ annual financial accounts and reports;

Reviewing regularly the accounts, accounting policies and disclosures;

Reviewing the major accounting entries based on exercise of judgment by management and reviewing any significant adjustments arising out of the audit;

Qualifications in the Draft Audit Report;

To have post-audit discussions with the Auditors to ascertain any area of concern;

Establishing the scope and frequency of Internal Audit, reviewing the findings of the Internal Auditors and ensuring the adequacy of internal control systems;

Compliance with the Stock Exchanges' legal requirements concerning financial statements, to the extent applicable;

Unaudited quarterly results of the Bank and audited results for the year were reviewed by the Audit Committee of the Board and placed before the Board of Directors for approval.

Such other matters as may from time to time be required by any statutory, contractual or regulatory requirements to be attended to, by the Audit Committee.

As per RBI circular dated 26.04.2021, the ACB shall constitute only non executive Directors. Quorum of ACB shall be three members. As on 31.03.2023, Composition of the Audit committee was as under:

1	Shri Dinesh Pangtey	Chairman
2	Shri P. J. Thomas	Member
3	Shri Pradip Pranlal Khimani	Member

During the year, the Audit Committee met 11 times on the following dates:

09.05.2022	27.06.2022	05.09.2022	20.10.2022	16.01.2023
23.05.2022	25.07.2022	30.09.2022	03.12.2022	18.01.2023
				16.03.2023

The attendance record of the members is shown below:

Name of the Director	Attendance Recorded	Meetings held during their tenure	Period on the Audit Committee (From – To)
Shri Dinesh Pangtey	11	11	01.04.2022-31.03.2023
Shri Alok Srivastava	7	7	01.04.2022-30.11.2022
Shri Hardik Mukesh Sheth*	10	11	01.04.2022-17.03.2023
Shri P. J. Thomas	11	11	01.04.2022-31.03.2023
Shri Pradip Pranlal Khimani	11	11	01.04.2022-31.03.2023
Shri Vivek Wahi **	4	4	01.12.2022-17.03.2023

*Ceased to be member of Audit Committee due to reconstitution from 17.03.2023.

** Member from 01.12.2022 to 17.03.2023. Ceased to be member of Audit Committee due to its reconstitution from 17.03.2023.

iv) Risk Management Committee:

As per RBI circular dated 26.04.2021 on Corporate Governance in Banks, RMCB shall be constituted with majority of non-executive Directors. At least half of the members attending the meeting shall be independent Directors of which one member shall have professional expertise/ qualification in risk management. Quorum of RMCB shall be of three members. Further, SEBI (LODR) Regulations, 2015 stipulates that RMCB shall consist of one independent Director. The meeting of RMCB shall be chaired by Independent Director

The objective of Risk Management Committee:-

- » The Committee will take both long term and short term view of the risks faced by the Bank
- » Keeping the long term interest and implications in mind, it will articulate and proactively update the risk philosophy of the Bank.
- » From a more operational perspective, it will review the risk profile of the Bank and issue instructions/ guidelines to the appropriate entities to better manage the risk.

- » The Committee would be apex committee for convergence of various risk management efforts and policy guidelines. It would facilitate providing board direction on articulating the risk management philosophy of the Bank and also the risk profile of the Bank and providing guidelines. It would take an integrated view of risk the Bank is willing to take and provide broad directions for indicating the risk appetite for the Bank.
- » It would also review the credit risk management policies to ensure that they are compatible with the risk philosophies and risk preferences. It would also create and build organisational wide awareness and appreciation of risk management policies. It would be reviewing periodically the policies and guiding principles for managing the Bank's operational risk. Also the Committee would review periodically information to monitor the compliance with the policies,
- » Creating awareness and appreciation of ALM issues throughout the Bank. Using appropriate guidelines in the areas of Balance Sheet structure,

funding structure pricing and corporate planning so as to maintain the Bank's desired risk preferences and Balance Sheet profile.

- » Reviewing periodically the instructional mechanism that is put in place for ending the functions of risk management and based supervision.
- » The Committee will devise the policy and strategy for integrated risk management containing various exposure of the Bank including credit risk,

The Committee met 4 times during the year on the following dates:

14.06.2022 20.08.2022 22.11.2022 16.03.2023

Composition of the Risk Management Committee as on 31.03.2023 was as under:

1.	Shri Pradip P Khimani	Chairman
2.	Shri M.V. Rao	Member
3.	Shri Hardik Mukesh Sheth	Member
4.	Shri Dinesh Pangtey	Member

The attendance recorded of the members is shown below:

Name of the Director	Attendance Recorded	Meetings held during their tenure	Period (From - To)
Shri M. V. Rao	4	4	01.04.2022-31.03.2023
Shri Alok Srivastava	3	3	01.04.2022-30.11.2022
Shri Vivek Wahi*	4	4	01.04.2022-17.03.2023
Shri Rajeev Puri*	4	4	01.04.2022-17.03.2023
Shri M V Murali Krishna*	1	1	01.12.2022-17.03.2023
Shri Hardik Mukesh Sheth	3	4	01.04.2022-31.03.2023
Shri Dinesh Pangtey	4	4	01.04.2022-31.03.2023
Shri Pradip Pranlal Khimani	4	4	01.04.2022-31.03.2023

*Ceased to be member of Risk Management committee due to reconstitution from 17.03.2023.

v) **The Special Committee of the Board For Monitoring of Large Value Frauds:**

The Special Committee of the Board for Monitoring of Large Value Frauds was constituted vide Reserve Bank of India circular RBI 2004.15 DBS.FGV No. 1004/23.04.01A/2003-04 dated January 14, 2004 for monitoring and follow up of cases of frauds involving amount of ₹ 1 crore and above exclusively, while Audit Committee may continue to monitor all the cases of frauds in general.

The major functions of the committee is to monitor and review all the frauds of ₹ 1 crore and above so as to-

- (1) Identify the systemic lacunae, if any, that facilitated perpetuation of the fraud and put in place measures to plug the same,

- (2) Identify the reasons for delay in detection, if any, reporting to Top Management of the Bank and RBI.
- (3) Monitor progress of CBI/Police Investigation, and recovery position and
- (4) Ensure that staff accountability is examined at all levels in all the cases of frauds and staff side action, if required, is completed quickly without loss of time.
- (5) Review the efficacy of the remedial action taken to prevent recurrence of fraud such as strengthening of internal control
- (6) Put in place other measures as may be considered relevant to strengthen preventive measures against frauds.

The Committee met 6 times during the year on the following dates:

07.04.2022 23.05.2022 12.07.2022 30.09.2022
22.11.2022 16.03.2023

The attendance record of the members is shown below:

Name of the Director	Attendance Recorded	Meetings held during their tenure	Period (From - To)
Shri M. V. Rao	6	6	01.04.2022-31.03.2023
Shri Alok Srivastava	5	5	01.04.2022-30.11.2022
Shri Vivek Wahi	6	6	01.04.2022-31.03.2023
Shri Rajeev Puri	6	6	01.04.2022-31.03.2023
Shri M V Murali Krishna	1	1	01.12.2022-31.03.2023
Shri Hardik Mukesh Sheth	6	6	01.04.2022-31.03.2023
Shri Pradip Pranlal Khimani	6	6	01.04.2022-31.03.2023

Remark – Shri Dinesh Pangtey has been inducted in the committee w.e.f 17.03.2023.

vi) Customer Service Committee of the Board:

Customer Service Committee of the Board was constituted as per the advice of the RBI letter dated August 14, 2004 read with Committee on Procedures and Performance Audit on Public Services set up by Reserve Bank of India under the Chairmanship of Dr. S. S. Tarapore with a view to support broad based improvement in customer services in relation to various banking services.

Role of the Committee:

- To bring about ongoing improvements in the quality of customer service provided by the Bank
- Ensure the compliance with the recommendations of the Committee on Procedures and Performance Audit on Public Services in Banks
- Initiate innovative measures for enhancing the quality of customer service and improving the level of customer satisfaction for all categories of clientele at all levels.

The Committee met 4 times during the year on the following dates:

14.06.2022 20.08.2022 22.11.2022 16.03.2023

The attendance recorded of the members is shown below:

Name of the Director	Attendance Recorded	Meetings held during their tenure	Period (From - To)
Shri M. V. Rao	4	4	01.04.2022-31.03.2023
Shri Alok Srivastava	3	3	01.04.2022-30.11.2022
Shri Vivek Wahi	4	4	01.04.2022-31.03.2023
Shri Rajeev Puri	4	4	01.04.2022-31.03.2023
Shri M V Murali Krishna	1	1	01.12.2022-31.03.2023
Shri Dinesh Pangtey	4	4	01.04.2022-31.03.2023
Shri Pradip Pranlal Khimani	4	4	01.04.2022-31.03.2023

Shri L.V.R. Prasad, Internal Ombudsman attended the meeting of Customer Service Committee of the Board.

vii) IT Strategy Committee of the Board:

As part of IT Governance, RBI directed that the Banks need to formulate a Board approved IT Strategy/plan document and also ensure creation of an exclusive Board Strategy Committee with a minimum of two Directors as members, one whom should be an independent Director. All members of the IT Strategy Committee would need to be technically competent while at least one member would need to have substantial expertise in managing guiding technology initiatives. The scope of the Committee was later on broad based by the Board of Directors.

Roles & objectives

- i) Approving IT strategy and policy documents.
- ii) Ensuring that the management has put an effective strategic planning process in place.
- iii) Ratifying that the business strategy is indeed aligned with IT strategy.
- iv) Ensuring that the organizational structure complements the business model and its direction.
- v) Ascertaining that management has implemented processes and practices that ensure that the IT delivers value to the business.
- vii) Ensuring proper balance of IT investments for sustaining Bank's growth
- viii) Monitoring the method that management use to determine the IT resources needed to achieve strategic goals and provide high-level direction for sourcing and use of IT resources.
- viii) Ensuring proper balance of IT investments for sustaining Bank's growth

- ix) Becoming aware about exposure towards IT risks and controls and evaluating effectiveness of management's monitoring of IT risks.
- x) Assessing Senior Management's performance in implementing IT strategies Issuing high-level policy guidance (e.g. related to risk, funding or sourcing tasks).
- xi) Confirming whether IT or business architecture is to be designed, so as to derive the maximum business value from IT.
- xii) Overseeing the aggregate funding of IT at a bank-level, and ascertaining if the management has resources to ensure the proper management of IT risks .
- xiii) Reviewing IT performance measurement and contribution of IT to business (i.e. delivering the promised value).

The Committee met 4 times during the year on the following dates:

14.06.2022	05.09.2022	17.11.2022	15.02.2023
------------	------------	------------	------------

The attendance record of the members is shown below:

Name of the Director	Attendance Recorded	Meetings held during their tenure	Period (From - To)
Shri M V Rao	4	4	01.04.2022-31.03.2023
Shri Alok Srivastava	3	3	01.04.2022-30.11.2022
Shri Vivek Wahi	4	4	01.04.2022-31.03.2023
Shri Rajeev Puri	3	4	01.04.2022-31.03.2023
Shri M V Murali Krishna	1	1	01.12.2022-31.03.2023
Shri Hardik Mukesh Sheth	3	4	01.04.2022-31.03.2023
Shri Dinesh Pangtey	4	4	01.04.2022-31.03.2023
Shri Pradip Pranlal Khimani	4	4	01.04.2022-31.03.2023
Prof. N. Balakrishnan (Invitee)	4	4	01.04.2022-31.03.2023

viii) Stakeholders' Relationship Committee:

In compliance with SEBI (Listing Obligations and Disclosure Requirements) Regulations, 2015 read with the Listing Agreements entered into with stock exchanges, the Bank is having Stakeholders' Relationship Committee to specifically look into the mechanism of redressal of grievances of the shareholders, debenture holders and other security holders including complaints related to transfer of shares, non-receipt of Annual Report, non-receipt of declared dividends, etc. All the references/ complaints received from the investors during the year have been replied/ redressed till date. Investors' grievances are normally attended to within seven days, on receipt of the relevant information. The Committee comprises of Managing Director and Chief Executive Officer, Executive Directors and two Independent Directors. Shri Pradip Pranlal Khimani, Non-Executive Director is the Chairman of Stakeholders' Relationship Committee (SRC).

The Committee met 4 times during the year 2022-23 on the following dates:

14.06.2022	05.09.2022	17.11.2022	16.03.2023
------------	------------	------------	------------

The attendance record of the members is shown below:

Name of the Director	Attendance Recorded	Meetings held during their tenure	Period on the Committee (From - To)
Shri M V Rao	4	4	01.04.2022-31.03.2023
Shri Alok Srivastava	3	3	01.04.2022-30.11.2022
Shri Vivek Wahi	4	4	01.04.2022-31.03.2023
Shri Rajeev Puri	3	4	01.04.2022-31.03.2023
Shri M V Murali Krishna	1	1	01.12.2022-31.03.2023
Shri Dinesh Pangtey	4	4	01.04.2022-31.03.2023
Shri Pradip Pranlal Khimani	4	4	01.04.2022-31.03.2023

The details of Investor Grievances for the year 2022-23 (from 01.04.2022 to 31.03.2023) is as under:

1	Grievances pending at the beginning of the year	Nil
2	Letters for Non Receipt of Share Certificate(s)/Non receipt of shares	Nil
3	Non Receipt of Dividend Warrants	Nil
4	Non Receipt of Annual Report/EGM Notice	Nil
5	Non Receipt of Refund Order	Nil
6	Non Receipt of Rejected DRF's	Nil
7	Others (NSE, BSE, SEBI)	3
8	Total Grievances received	3
9	Total Grievances attended/resolved	3
10	Total complaints pending at the end of the year	Nil

We confirm that no investors' complaints remained un-attended/pending for more than 30 days.

ix) Nomination and Remuneration Committee:

In terms of Government of India, Ministry of Finance, Department of Financial Services (DFS) communication no. F.No.16/19/2019-BO.I dated 30.08.2019 on PSB Governance Reforms on strengthening the Board committee system read with Reserve Bank of India letter No. RBI/DBR/2019-20/71 Master Direction DBR.Appt. No.9/29.67.001/2019-20 dated 02.08.2019, Bank on 30.09.2019 constituted a Nomination and Remuneration Committee by merging Nomination Committee and Remuneration Committee, consisting of a minimum of three non-executive directors from amongst the Board of Directors, out of which not less than one-half shall be independent directors and should include at least one member from Risk Management Committee of the Board, for undertaking a process of due diligence to determine the 'fit and proper' status of the persons to be elected as directors under clause (i) of sub-section (3) of Section 9 of the Banking Companies (Acquisition and Undertakings) Act, 1970 and to consider performance linked incentive to whole time directors. As on 31.03.2023, Nomination and Remuneration Committee was consists of Shri Pradip Pranlal Khimani as chairman, Shri Dinesh Pangtey, as member and one position of member was vacant in the committee.

During the year, no meeting of Nomination and Remuneration Committee was held. Board of Directors' exercised the powers of the Nomination and Remuneration Committee in its meeting dated 17.06.2021 as per Clause 14A of Nationalised Bank (Management and Miscellaneous Provisions) Scheme, 1970 for determination of "Fit and Proper" status of Shri Dinesh Pangtey, prospective candidate for the election of director of the Bank represented by shareholders other than Central Government.

x) Vigilance Committee:

The Bank is having Vigilance Committee to review vigilance disciplinary cases and departmental queries to be met on a quarterly basis. The Committee consists of Managing Director & Chief Executive Officer as Chairman of the Committee and Nominee Directors of Government of India and Reserve Bank of India as members of the committee.

The Committee met 4 times during the year on the following dates:

28.06.2022	05.09.2022
------------	------------

The attendance record of the members is shown below:

Name of the Director	Attendance Recorded	Meetings held during their tenure	Period (From - To)
Shri M V Rao	4	4	01.04.2022-31.03.2023
Shri Hardik Sheth	4	4	01.04.2022-31.03.2023
Shri P J Thomas	4	4	01.04.2022-31.03.2023

Shri Sunil Arora, Chief Vigilance Officer attended the meeting of Vigilance Committee of the Board.

xi) Human Resource Committee of the Board:

HR Committee of the Board was constituted on 30.10.2013 vide Communication F.No.9/18/2009-IR dated March 2012 of the Department of Financial Services, Ministry of Finance, Government of India to consider various HR related issues.

Scope of the Committee

Scope of the Committee will include the following areas:

- Five year Manpower Planning & its Annual Review
- Quarterly Review of the key critical and leadership positions for Succession Planning,
- Quarterly monitoring exercise of grooming identified potential successors through variety of mechanisms to prepare them for the identified potential successors through variety of mechanisms to prepare them for the identified key critical positions
- Any other HR issue which is considered critical and crucial, not being HR Policies, individual issues or bilateral issues relating to Award Staff involving Settlements under Industrial Disputes Act, 1947 with Majority Union with Award Staff, Policy issues relating to Officers which are bilateral etc.) thereby required to be referred to the Committee.

The Committee met 5 times during the year on the following dates:

14.06.2022	20.08.2022	17.11.2022	26.12.2022	15.02.2023
------------	------------	------------	------------	------------

The attendance record of the members is shown below:

Name of the Director	Attendance Recorded	Meetings held during their tenure	Period (From - To)
Shri M V Rao	5	5	01.04.2022-31.03.2023
Shri Alok Srivastava	3	3	01.04.2022-30.11.2022
Shri Vivek Wahi	5	5	01.04.2022-31.03.2023
Shri Rajeev Puri	4	5	01.04.2022-31.03.2023
Shri M V Murali Krishna	2	2	01.12.2022-31.03.2023
Shri Hardik M Sheth	5	5	01.04.2022-31.03.2023
Shri. S. Sengupta (Invitee)	2	2	03.12.2022-31.03.2023
Shri R. Krushnaswami (Invitee)	1	2	03.12.2022-31.03.2023

xii) Committee of the Board for Monitoring of Recovery:

Committee of the board for monitoring of recovery was constituted as a sub-committee of the Board to monitor stressed assets of the Bank and recovery in NPA accounts.

Roles & objectives

- To monitor the progress in Recovery on regular basis examine all possible options of Recovery and implement the same.
- To analyze the position of Special Mention Accounts and to chalk out strategy to arrest slippage.

The Committee met 4 times during the year on the following dates:

23.05.2022	20.08.2022	22.11.2022	17.03.2023
------------	------------	------------	------------

The attendance record of the members is shown below:

Name of the Director	Attendance Recorded	Meetings held during their tenure	Period (From - To)
Shri M. V. Rao	4	4	01.04.2022-31.03.2023
Shri Alok Srivastava	3	3	01.04.2022-30.11.2022
Shri Vivek Wahi	4	4	01.04.2022-31.03.2023
Shri Rajeev Puri	4	4	01.04.2022-31.03.2023
Shri M V Murali Krishna	1	1	01.12.2022-31.03.2023
Shri. Hardik M Sheth	4	4	01.04.2022-31.03.2023
Shri Dinesh Pangtey	4	4	01.04.2022-31.03.2023
Shri Pradip Pranlal Khimani	4	4	01.04.2022-31.03.2023

xiii) Capital Raising Committee:

Bank is having Capital Raising Committee of the Board to decide and raise both Tier 1 and Tier 2 capital for the Bank and takes all operative steps in connection therewith. No meeting of the CRC committee was held during the year.

xiv) Review Committee for Declaring of Non Co-Operative Borrower:

In terms of the RBI Circular no RBI/2014-15/362 DBR NO.CID BC 54/ 20.16.064/2014-15 dated December 22, 2014. Review Committee for Declaring of Non Co-operative Borrower was constituted. The Committee comprises of Managing Director and Chief Executive Officer as Chairman of the Committee and two independent Directors Members.

The Role of the Committee is to review the order of the Internal Committee headed by an Executive Director and consisting of General Managers-Credit Monitoring and Recovery as Members for classification of an account as Non-Cooperative Borrower or not as per RBI Guidelines. During the year, no meeting of the Committee was held.

xv) Committee to Review the Order of Committee for Identification of Wilful Defaulters:

In terms of the RBI Notification RBI/2015-16/100 dated July 1, 2015, Review Committee for Identification of Wilful Defaulters was constituted. The Committee comprises of Managing Director and Chief Executive Officer as Chairman of the Committee and two Independent Directors as Members. The Role of the Committees to review the order of the Internal Committee headed by an Executive Director and consisting of General Managers-Credit, Credit Monitoring and Recovery as Members for identification of wilful Defaulters.

The Committee met 5 times during the year on the following dates:

07.04.2022	23.05.2022	10.08.2022	17.11.2022
17.03.2023			

The attendance record of the members is shown below:

Name of the Director	Attendance Recorded	Meetings held during their tenure	Period (From - To)
Shri M V Rao	5	5	01.04.2022-31.03.2023
Shri Dinesh Pangtey	5	5	01.04.2022-31.03.2023
Shri Pradip Pranlal Khimani	5	5	01.04.2022-31.03.2023

Board in its meeting held on 17.03.2023 approved merger of Committees mentioned in serial (xiv) and (xv) in one single committee – Committee of the Board to Review the Identification of Willful defaulter & Declaring of Non Co-operative Borrowers.

xvi) Performance Evaluation Committee of the Board:

Performance Evaluation Committee was constituted to undertake performance evaluation of Managing Director & Chief Executive Officer and Executive Director & General Managers in-charge of Internal control functions. The committee comprised of Non official Director as Chairman of the committee, and Government of India Nominee Director and Shareholder Director as members of the committee.

In terms of communication F. No. 6/20/2019-BO.I dated 30th August, 2019 the Board of Directors to conduct performance evaluation of non-official directors upon completion of every period of one year.

Following are the criteria of performance evaluation of non-official directors:-

- i) Professional and ethical conduct
 - a. Acting in accordance with provisions of law, rules and regulations
 - b. Acting in the best interest of the Bank
 - c. Exercise of due and reasonable care, skill, diligence and independent judgement
 - d. Avoidance of direct or indirect conflicts of interest
 - e. Avoidance of undue gain or advantage either to self or relative, partners or associates
 - f. Maintaining confidentiality of information , including commercial secrets and unpublished market sensitive information.
- ii) Contributions to the Bank
 - a. Striving to attend all Board and committee meetings
 - b. Seeking Appropriate clarification or amplification of information where necessary
 - c. Display of requisite knowledge and expected level of awareness of the Bank and external environment in meeting and comments.
 - d. Contribution in terms of constructive ideas, guidance and knowledge for better decision making and management of Bank's affairs
 - e. Timeline of feedback on decision being taken by the Bank

The Committee met 2 times during the year on the following dates:

27.06.2022	17.03.2023
------------	------------

iii) The attendance record of the members is shown below:

Name of the Director	Attendance Recorded	Meetings held during their tenure	Period (From - To)
Shri Pradip Pranlal Khimani	2	2	01.04.2022-31.03.2023
Shri Hardik M Sheth	2	2	01.04.2022-31.03.2023
Shri Dinesh Pangtey	2	2	01.04.2022-31.03.2023

3) Remuneration of Directors

The Non Official (Independent) Directors / Non-Executive Directors were paid sitting fees of ₹ 40,000 for attending every meeting of the Board of Directors and ₹ 20,000 for attending every meeting of various Sub-Committees of the Board. Sitting fees is not being paid to the Managing Director and Chief Executive Officer, Executive Directors and Directors who are officials of Government of India/ Reserve Bank of India. For Chairing the meetings of Board of Directors and Committees thereof, an additional sitting fee of ₹ 10,000 and ₹ 5,000 respectively were paid.

During the year under review, the Bank has paid ₹ 12,00,000/- (Rupees Twelve Lakh only) to the eligible Directors towards sitting fees for attending Board Meetings and ₹ 24,55,000/- (Rupees Twenty Four lakh fifty Five thousand only) towards attending meetings of the Sub-Committee of the Board.

Details of sitting fee paid during the Year 2022-23 are as under:

Directors	Sitting Fees paid for FY 2022-23 (Amount in ₹)
Shri Dinesh Pangtey	12,55,000
Shri P. J. Thomas	10,20,000
Shri Pradip Pranlal Khimani	13,80,000

Besides this during the financial year, sitting fees of ₹40,000/- were paid to Shri S. Sengupta and ₹20,000/- to Shri. R. Krishnaswamy for attending the meetings of Human Resource Committee of the Board and sitting fees of ₹80,000/- to Prof. N. Balakrishnan for attending meetings of IT Strategy Committee of the Board.

During the financial year 2022-23, the following amounts have been paid to the Managing Director and Chief Executive Officer and Executive Directors as total salary, allowances and perks:

Sr.	Name	Rupees in Lakh
1.	Shri M V Rao, Managing Director & CEO	41.23
2.	Shri Alok Srivastava, Executive Director (up to 30.11.2022)	25.27
3.	Shri Vivek Wahi, Executive Director	34.33
4.	Shri Rajeev Puri, Executive Director	36.81
5.	Shri M V Murali Krishna, Executive Director (From 01.12.2022)	10.05
Total		147.69

4) Compliance Officer

Shri Chandrakant Bhagwat, Assistant General Manager/ Company Secretary is the Compliance Officer of the Bank in terms of Securities and Exchange Board of India (Listing Obligations and Disclosure Requirements) Regulations, 2015 for Equity Shares and Non-convertible Debt Securities issued by the Bank and listed at Stock Exchanges.

5) Secretarial Audit

Bank has appointed M/s SG & Associates, Company Secretaries for Annual Secretarial Audit Report and Annual Secretarial Compliance Report for the year ended 31.03.2023. Annual Secretarial Audit Report has been annexed herewith.

6) Proceeds from Public Issues, Right Issues, Preferential Issues, etc during the financial year 2022-23

No fresh capital infusion was done in the financial year 2022-23.

7) Means of Communications

The quarterly financial results (unaudited but subject to limited review by Statutory Auditors) and audited Annual Results were normally published in English, Hindi and Marathi newspapers, such as, Business Standard, Financial Express, Tarun Bharat, Jansatta, Loksatta etc. The results alongwith presentation to analysts, press release on financial performance and official news releases were also uploaded on the Bank's website at www.centralbankofindia.co.in. All periodical compliances /filings like Shareholding pattern, Corporate Governance Report, Corporate announcements, media releases etc., are filed electronically on the BSE Corporate Compliance & Listing Centre (the 'Listing Centre') and NSE Electronic Application Processing System (NEAPS) for dissemination.

8) Code of Conduct

The Bank has adopted a Code of Conduct for the Board of Directors and Senior Management has been approved by the Board of Directors. The code is available on website of the Bank i.e. www.centralbankofindia.co.in

www.centralbankofindia.co.in/sites/default/files/Code%20of%20conduct%20for%20Bank's%20BOD%20and%20Senior%20Management%202023-24.pdf. All the Directors and Senior Management have affirmed their Compliance of code of conduct during the year under review and a certificate affirming the compliance is given in Annexure I.

The Bank has also framed a Code of Conduct for its Directors and designated employees for prohibition of insider trading in Bank's security, copy of the same is also available on website of the Bank i.e. www.centralbankofindia.co.in under the link "Investor Relations under following weblink- https://www.centralbankofindia.co.in/sites/default/files/PIT_Policy.pdf

9) Other Disclosures

- Other than those in the normal course of banking business, the Bank has not entered into any materially significant transaction with its promoters, directors or the management, their subsidiaries or relatives etc. that may have potential conflict with the interests of the Bank at large. There was no pecuniary relationship or transactions of the Non-Executive Directors vis-à-vis the Bank during the year.
- It is an established practice in the Bank that the Directors do not take part in the deliberations of the Board and other Sub-Committees of the Board, when matters relating to them or to their relatives are discussed. During the year, there was no materially significant related party transactions that may have potential conflict with the interests of the Bank at large.
- The Bank has complied with applicable rules and regulations prescribed by RBI, SEBI, Stock Exchanges or any other statutory authority relating to Capital Market.
- No penalties or strictures were imposed on the Bank by any of the Stock Exchanges, SEBI or any statutory Authority on any matter relating to capital markets during the last 3 years.

The Bank has not traded in commodities during the F.Y. 2022-23 and hence the information on "Commodity price risks and commodity hedging activities" is NIL.

- Bank follows Central Vigilance Commission Guidelines on Whistle Blower complaints under Public Interest Disclosure and Protection of Informers (PIDPI) resolution. Bank has a web based portal in the name of "Cent e-Whistleblower" to facilitate reporting of malpractices by Employees and Directors without revealing their identities,

which would be known to the General Manager – Human Capital Management. Directors and all Employees may also approach Chairman of the Audit Committee of the Board directly. This may help to curb malpractices, prevent frauds and boost up morale of the employees.” No personnel has been denied access to the Audit Committee.

- The Bank has complied with the stipulated requirement of SEBI (Listing Obligations and Disclosure Requirements) regulations, 2015 read with Listing Agreement to the extent that the requirements of these regulations and agreements do not violate the provision of Banking Regulation Act, 1949, Banking Companies (Acquisition and Transfer of Undertaking) Act, 1970 and Nationalised Banks (Management and Miscellaneous Provisions) Scheme, 1970 and guidelines, provisions, regulations or directives issued by Reserve Bank of India.
- Outstanding global depository receipts or American depository receipts or warrants or any convertible instruments, conversion date and likely impact on equity - NIL.
- Where the board had not accepted any recommendation of any committee of the board which is mandatorily required in the FY 2022-23 – Nil
- We confirm the compliance of the requirement of Corporate Governance Report of sub-paras (2) to (10) of Schedule V of SEBI Listing Regulations.
- None of the directors is having any relationship with any other existing directors of the bank.
- In opinion of the Board of Directors, the independent directors fulfill the conditions specified in SEBI (Listing Obligations and Disclosure Requirements) Regulation, 2015 and are independent of the management.
- Details of utilization of funds raised through preferential allotment or qualified institutions placement as specified under Regulation 32 (7A) – The funds are raised with the primary objective of augmenting and strengthening capital adequacy

ratio and for enhancing the long-term resources of the Bank. The funds raised, are being utilized for the above purpose. However, Bank has not raised any capital during the FY 2022-23.

- Policy for determining ‘material’ subsidiaries is available on website of the Bank at <https://www.centralbankofindia.co.in> under the link “Investor Relations under following weblink <https://www.centralbankofindia.co.in/sites/default/files/POLICY%20FOR%20DETERMINING%20MATERIAL%20SUBSIDIARIES%202023-24.pdf>
- Policy on dealing with related party transactions is available on website of the Bank at www.centralbankofindia.co.in under the link “Investor Relations under following weblink <https://www.centralbankofindia.co.in/sites/default/files/RELATED%20PARTY%20TRANSACTION%20POLICY%202023-24.pdf>
- Bank has framed Dividend Distribution Policy and the same is available on Bank’s website i.e under following web link <https://www.centralbankofindia.co.in/sites/default/files/Dividend%20Distribution%20Policy%202023-24.pdf>
- During the Financial Year 2022-23 total fees for all services paid by the listed entity and its subsidiaries, on a consolidated basis, to the statutory auditor and all entities in the network firm/network entity of which the statutory auditor is a part, was ₹35.47 crore (excluding GST).
- Details of familiarization programs imparted to independent directors is uploaded on Bank’s website under tab of details of Familiarization Programmes imparted to Directors under the following web link <https://www.centralbankofindia.co.in/sites/default/files/Directors-training-programmes-for-year-2022-23.pdf>
- Certificate from a company secretary in practice has been obtained that none of the directors on the board of the company have been debarred or disqualified from being appointed or continuing as directors of companies by the Board/ Ministry of Corporate Affairs or any such statutory authority.

List of all credit ratings obtained by the Bank along with any revisions thereto during the relevant financial year i.e. 2022-23, for all debt instruments of Bank or any fixed deposit programme or any scheme or proposal of the Bank involving mobilization of funds, whether in India or abroad :-

Rating Agency	IPDI	BASEL III COMPLIANT Tier II Bonds (As on 31.03.2023)
CRISIL	N.A.	CRISIL A+/Positive (Reaffirmed) (Outlook upgraded from stable to positive)
ICRA	N.A.	ICRA A+/ Positive (Reaffirmed) (Outlook upgraded from stable to positive)
INDIA RATINGS	N.A.	IND AA-/Stable (Reaffirmed)

STRATEGY
NOTICE
REPORTS
FINANCIALS

Remarks-

- (1) Rating of Brickwork Ratings India Pvt Ltd. is not taken into consideration In view of SEBI order dated 06.10.2022 and RBI notification dated 09.01.2023.
- (2) Acuite Ratings has withdrawn the long term rating of Acuite AA-/Stable on request of the Bank since the same was unutilized.

The Bank has complied with the Corporate Governance requirements specified in Regulation 17 to 27 and clauses (b) to (i) of Regulation 46(2) and para C, D and E of Schedule V to the extent that the requirements of the Clause do not violate the provisions of Banking Regulation Act, 1949, Banking Companies (Acquisition and Transfer of Undertaking) Act, 1970 and Nationalised Banks (Management and Miscellaneous Provisions) Scheme, 1970 and guidelines, provisions, regulations or directives issued by Reserve Bank of India.

Disclosures in relation to the Sexual Harassment of Women at Workplace (Prevention, Prohibition and Redressal) Act, 2013:

Position for the year 2022-23

No. of complaints pending at the beginning of the year	6
No. of complaints received during the year	5
Total No. of cases	11
No. of complaints disposed of during the year	10
No. of cases pending at the end of the year (Pending 1 case has been disposed on 20.04.2023)	1

10) Discretionary Requirements (Part E of Schedule II of SEBI Listing Regulations)

Sr. No.	Non-mandatory	Status of Implementation
1.	Non-executive Chairman to maintain Chairman's Office at entity's expense and also allowed reimbursement of expenses in performance of his/her duties.	Yes, implemented. However post of Non –Executive Chairman is vacant since 23.05.2021.
2.	Half-yearly declaration of financial performance including summary of significant events in last six months to be sent to shareholders.	The Bank has sent financial results for the half year (besides quarterly results) ended 30.09.2022 and the financial year ended 31.03.2023 to Stock Exchanges & published in Newspapers. The financial results were also hosted on Bank's website i.e. www.centralbankofindia.co.in Also Financial results for the Quarter/half year ended 30.09.2022 and Quarter/financial year ended 31.03.2023 was also emailed to all the shareholders of Bank whose mail ids are updated in database.
3.	Company may move towards regime of unqualified financial statements	The Bank is having unqualified financial statements
4.	Reporting of Internal Auditor	Internal Auditor is reporting to the Audit Committee of the Board.

11) General Shareholder Information

16th Annual General Meeting of the Bank:

Day and Date: Friday, 30th June, 2023 at 11:00 a.m. (IST) at head office of the Bank situated at Chandermukhi, Nariman Point, Mumbai- 400 021 (deemed venue of the meeting) through Video Conference(VC) or Other Audio Visual Means (OAVM).

1. The Annual General Meeting is relevant for the financial year 2022-23.

- Date of Book Closure: Saturday, 24th June, 2023 to Friday, 30th June, 2023. (Both days inclusive)
- No dividend was recommended for the financial year 2022-23.

12. Details of General Body Meetings held during the last three years are given here in below:

Sr. No.	Nature of Meeting	Date & Time	Venue	Business Performed
1.	Fifteenth Annual General Meeting	10 th August, 2022, 11:00 AM	Chandermukhi, Nariman Point, Mumbai- 400 021 (deemed venue of the meeting) through Video Conference(VC) or Other Audio Visual Means (OAVM)	1. Approved and adopted the Audited Stand Alone and the Consolidated Balance Sheet of the Bank as at 31 st March, 2022, Stand Alone and Consolidated Profit and Loss Account of the Bank for the year ended 31 st March, 2022, the report of the Board of Directors on the working and activities of the Bank for the period covered by the accounts and the Auditors' report on the Balance Sheet and Accounts.
2.	Fourteenth Annual General Meeting	10 th August, 2021, 11:00 AM	Chandermukhi, Nariman Point, Mumbai- 400 021 (deemed venue of the meeting) through Video Conference(VC) or Other Audio Visual Means (OAVM)	1. Approved and adopted the Audited Stand Alone and the Consolidated Balance Sheet of the Bank as at 31 st March, 2021, Stand Alone and Consolidated Profit and Loss Account of the Bank for the year ended 31 st March, 2021, the report of the Board of Directors on the working and activities of the Bank for the period covered by the accounts and the Auditors' report on the Balance Sheet and Accounts. 2. Appropriation of accumulated losses as on 31.03.2021 from share premium account – Special Resolution
3.	Extra-ordinary General Meeting	18 th May, 2021, 11:00 AM	Chandermukhi, Nariman Point, Mumbai- 400 021 (deemed venue of the meeting) through Video Conference(VC) or Other Audio Visual Means (OAVM)	1. Issue of 280,53,76,972 Equity Shares of face value of ₹ 10 at an issue price of ₹ 17.11 aggregating ₹ 4800 crore on Preferential Basis to President of India (Government of India) – Special Resolution
4.	Thirteenth Annual General Meeting	7 th August, 2020, 11:00 AM	Chandermukhi, Nariman Point, Mumbai- 400 021 (deemed venue of the meeting) through Video Conference(VC) or Other Audio Visual Means (OAVM)	1. Approved and adopted the Audited Stand Alone and the Consolidated Balance Sheet of the Bank as at 31 st March, 2020, Stand Alone and Consolidated Profit and Loss Account of the Bank for the year ended 31 st March, 2020, the report of the Board of Directors on the working and activities of the Bank for the period covered by the accounts and the Auditors' report on the Balance Sheet and Accounts. 2. Approved raising of Capital through FPO/ Rights Issue/QIP etc- Special Resolution

No special resolution was passed in last year through postal ballot and no special resolution is proposed to be conducted through postal ballot.

13) Listing on Stock Exchanges:

The shares of the Bank are listed on BSE Limited and National Stock Exchange of India Limited. The scrip codes/symbol are as follows:

BSE Ltd. (BSE) Phiroze Jeejeebhoy Towers, 25 th Floor, Dalal Street, Fort, Mumbai - 400 001	532885
National Stock Exchange of India Ltd. (NSE) "Exchange Plaza", Bandra Kurla Complex, Bandra,(East), Mumbai - 400 051	CENTRALBK
ISIN Number	INE483A01010

Annual Listing fee for 2022-23 has been paid to both the stock exchanges.

The Bank has issued Non-Convertible Bonds in the nature of Promissory Notes (Tier-II Capital) from time to time. The relevant outstanding details thereof are as under:

Central Bank of India Tier-II Bonds - Capital position as on 31.03.2023

Series Particulars	Issue date	Total Value (₹ in crore)	ISIN	Rating
Basel III Compliant Sr I	08.11.2013	1000.00	INE483A09260	CRISIL A+
Basel III Compliant Sr III	29.03.2019	500.00	INE483A09286	CRISIL A+
Basel III Compliant Sr IV	30.09.2019	500.00	INE483A08023	CRISIL A+/ ICRA A+
Basel III Compliant Sr V	20.03.2020	500.00	INE483A08031	CRISIL A+/ IND AA-
Total		2500.00		

All these bonds are listed on BSE Ltd. The Bank has paid the Annual Listing fee for 2022-23 to the Exchange.

* Rating of Brickwork Ratings India Pvt Ltd is not taken into consideration In view of SEBI order dated 06.10.2022 and RBI notification dated 09.01.2023

Market Price Data:

The monthly high and low quotation and the volume of shares traded on NSE (with comparison of share price of Bank with NSE Nifty) are as under:

Month	NSE				
	High Price (₹)	Low Price (₹)	No. of Shares	NSE Nifty	
				High	Low
April 2022	21.55	18.35	58821014	18114.65	16824.70
May 2022	19.25	16.50	53881471	17132.85	15735.75
June 2022	19.15	16.25	32574756	16793.85	15183.40
July 2022	19.15	16.25	43169016	17172.80	15511.05
August 2022	20.55	17.65	88046485	17992.20	17154.80
September 2022	23.40	19.00	185445219	18096.15	16747.70
October 2022	21.02	18.95	80730436	18022.80	16855.55
November 2022	27.02	20.10	482434379	18816.05	17959.20
December 2022	41.80	24.20	1580329790	18887.60	17774.25
January 2023	33.65	27.45	202910261	18251.95	17405.55
February 2023	30.60	24.80	109579912	18134.75	17255.20
March 2023	27.85	22.25	4879864	17799.95	16828.35

The monthly high and low quotation and the no. of shares traded on BSE (with comparison of share price of Bank with Sensex) are as under:

Month	BSE			SENSEX	
	High Price	Low Price	No. of Shares	High	Low
	(₹)	(₹)			
April 2022	21.55	18.35	12202069	60845.10	56009.07
May 2022	19.90	16.50	10452654	57184.21	52632.48
June 2022	19.10	16.10	6119947	56432.65	50921.22
July 2022	19.05	16.40	5475980	57619.27	52094.25
August 2022	20.55	17.65	11024511	60411.20	57367.47
September 2022	23.50	18.65	24769388	60676.12	56147.23
October 2022	21.20	19.00	9939970	60786.70	56683.40
November 2022	27.20	20.10	59091149	62701.40	60425.47
December 2022	41.80	24.20	170118497	63583.07	59754.10
January 2023	33.65	27.35	23571060	61343.96	58699.20
February 2023	30.60	24.80	10640128	61682.25	58795.97
March 2023	27.81	22.25	13966668	60498.48	57084.91

14) Share Transfers and Redressal of Shareholders'/Investors' Grievances:

Share Transfers, Refund Order, Dividend payments and all other investor related activities are attended to and processed at the office of our Registrar and Transfer Agents. For lodgment of any of these documents and for queries/complaints/grievances, shareholders/ investors are requested to contact the Registrars at the following address:

Registrar and Transfer Agent for Equity Shares:

Link Intime India Pvt. Ltd.
 C-101, 247 Park, LBS Marg, Vikhroli (West),
 Mumbai – 400 083
 Tel: 022-4918 6270
 Fax: 022-4918 6060
 Email Id: rnt.helpdesk@linkintime.co.in

Registrar and Transfer Agent for listed non-convertible Debt securities:

MCS Share Transfer Agent Ltd
 Office No. 3B3, 3rd Floor, B Wing
 Gundecha Onclave Premises Co-op Soc. Ltd.
 Kherani Road, Sakinaka,
 Andheri (East), Mumbai – 400 072
 Tel: 022 – 2851 6021
 Email Id: helpdesk@mcsregistrars.com

Debenture Trustee for listed non-convertible Debt securities:

IDBI Trusteeship Services Limited
 Asian Building, Ground Floor, 17,
 R. Khemani Marg, Ballard Estate,
 Mumbai – 400 001
 Tel : 022-4080 7000
 Fax :022-66311776
 E-mail ID : itsl@idbitrustee.com

Address for correspondence with the Bank:

Company Secretary and Compliance officer
 Central Bank of India,
 9th Floor, Chandermukhi,
 Nariman Point, Mumbai 400 021
 Tel: 022- 6638 7575/7818
 Fax No.: 022- 2283 5198
 Email id: agmcompsec@centralbank.co.in;
investors@centralbank.co.in

15) DISTRIBUTION OF SHAREHOLDING

i) Distribution of shareholdings as on 31.03.2023 (Based on DP ID/Client ID and Folio Nos.)

DISTRIBUTION OF SHAREHOLDING (SHARES)				
Shareholding of Shares	Number of shareholders	Percentage of Total	Shares	Percentage of Total
1-500	338326	79.8572%	39552350	0.4556%
501-1000	36686	8.6592%	31079609	0.3580%
1001-2000	20317	4.7955%	31805765	0.3664%
2001-3000	8502	2.0068%	22413797	0.2582%
3001-4000	4145	0.9784%	14977832	0.1725%
4001-5000	4501	1.0624%	21702649	0.2500%
5001-10000	7501	1.7705%	54785064	0.6311%
10001 and above	3686	0.87%	8464622366	97.5082%
Total	423664	100.00%	8680939432	100.00%

ii) Share Holding of persons belonging to the category "Public" and holding more than 1% of the total number of shares

STATEMENT SHOWING SHAREHOLDING OF PERSONS BELONGING TO THE CATEGORY "PUBLIC" AND HOLDING MORE THAN 1% OF THE TOTAL NUMBER OF SHARES

Name of the Shareholder	No. of Shares	%
Life Insurance Corporation of India	227021558	2.6152

iii) Share Holding of persons belonging to the category "Public" and holding more than 1% of the total number of shares

STATEMENT SHOWING SHAREHOLDING OF PERSONS BELONGING TO THE CATEGORY "PUBLIC" AND HOLDING MORE THAN 5% OF THE TOTAL NUMBER OF SHARES

Name of the Shareholder	No. of Shares	%
Nil	Nil	Nil

iv) Shareholding pattern as on 31.03.2023

Category of Shareholders	No. of Shares		No. of Shareholders		Total Shares	% of holding
	Demat	Physical	Demat	Physical		
Central Government (President Of India)	8080391687	0	1	0	8080391687	93.0820
Public	302528437	34336	415014	86	302562773	3.4854
Life Insurance Corporation (Insurance Companies)	227021558	0	1	0	227021558	2.6152
Other Bodies Corporate	15935346	90	758	1	15935436	0.1836
Foreign Portfolio Investors	17226614	0	42	0	17226614	0.1984
Hindu Undivided Family	9878867	0	5566	0	9878867	0.1138
G I C & Its Subsidiaries	6531875	0	4	0	6531875	0.0752
Non Resident Indians	2994407	121600	1174	1	3116007	0.0359
Clearing Members	350596	0	68	0	350596	0.004
Mutual Funds	15140783	0	12	0	15140783	0.1744
Non Resident (Non Repatriable)	1575707	0	868	0	1575707	0.0182
Body Corporate - Ltd Liability Partnership	797339	0	44	0	797339	0.0092
Trusts	136496	0	13	0	136496	0.0016
NBFCs registered with RBI	12464	0	3	0	12464	0.0001
Nationalised Banks	32876	0	2	0	32876	0.0004
Alternate Invst Funds-III	163125	0	1	0	163125	0.0019
Non Nationalised Banks	19417	0	2	0	19417	0.0002

Category of Shareholders	No. of Shares		No. of Shareholders		Total Shares	% of holding
	Demat	Physical	Demat	Physical		
Financial Institutions	300	0	1	0	300	0.00
Foreign Inst Investor	44812	0	1	0	44812	0.0005
Government Companies	700	0	1	0	700	0.00
TOTAL :	8680783406	156026	423576	88	8680939432	100

v) Statement showing details of locked-in shares

Sr. No.	Name of the Shareholder	Number of locked-in shares	Locked-in shares as a percentage of total number of shares (i.e. Grand Total of (A) + (B) + (C))
1.	President Of India	2805376972	34.72
2.	Public	0	0
	Total	2805376972	34.72

vi) Statement showing details of Depository Receipts (DRs)

Sr. No.	Type of outstanding DR (ADRs, GDRs, SDRs, etc)	Number of outstanding DRs	Number of shares underlying outstanding DRs	Shares underlying outstanding DRs as a percentage of total number of shares (i.e. Grand Total of (A) + (B) + (C))
	NIL	NIL	NIL	NIL

vii) Statement showing holding of Depository Receipts (DRs) where underlying shares are in excess of 1% of the total number of shares.

Sr. No.	Name of the DR holder	Type of outstanding DR (ADRs, GDRs, SDRs, etc)	Number of shares underlying outstanding DRs	Shares underlying outstanding DRs as a percentage of total number of shares (i.e. Grand Total of (A) + (B) + (C))
	NIL	NIL	NIL	NIL

viii) Dematerialization of Shares

The Bank's shares are being traded compulsorily in Demat form. The Bank had already entered into agreements with both the Depositories viz., National Securities Depositories Limited (NSDL) and Central Depository Services (India) Ltd. (CDSL) for dematerialization of shares.

Particulars of shares in Demat and Physical form held by shareholders (Based on DP ID/Client ID and Folio Nos.) as on 31.03.2023 are as under:

	No. of shareholders	No. of shares	% shareholding
Physical	88	156026	0.0018%
NSDL	135531	401567954	4.6259%
CDSL	288045	8279215452	95.3723%
Total	423664	8680939432	100.00%

ix) Dematerialization of physical holdings – a special request

We request the shareholders to demat their physical holding. For dematerialization, shareholders may contact their respective Depository Participants, where they maintain demat accounts. Benefits of dematerialization are as follows:i) Hassle free transfer

- i) Hassle free transfer
- ii) No threat of loss of share certificate
- iii) Direct and prompt credit of Dividend / Corporate benefits
- iv) Nomination facility
- v) Direct application through ASBA/IPO, etc.

Shareholders holding shares in Physical / Demat form and not yet registered their email IDs are requested to register their e-mail ID with RTA of Bank / their respective Depository Participant to support the green initiatives.

Norms for furnishing of PAN, KYC, Bank details and Nomination:

SEBI vide circular No. SEBI/ HO/ MIRSD/ MIRSD-PoD-1/ P/ CIR /2023/ 37 dated 16.03.2023 in supersession of SEBI circular no. SEBI/HO/MIRSD/MIRSD_RTAMB/P/ CIR/2021/655 dated 3rd November 2021 has instructed to mandatorily furnish PAN, KYC details and Nomination by holders of physical securities. In other words, it shall be mandatory for all holders of physical securities in listed companies to furnish PAN, Nomination, Contact details, Bank A/c details and Specimen signature for their corresponding folio numbers

Pursuant to above SEBI circular, the shareholders are requested to furnish valid PAN, email address, mobile number, Bank account details and nomination details immediately in the below mentioned forms to the RTA

S.No	Form	Purpose
1.	Form ISR-1	To register/update PAN, KYC details
2.	Form ISR-2	To Confirm Signature of securities holder by the Bank
3.	Form ISR-3	Declaration Form for opting-out of Nomination
4	Form SH-13	Nomination Form
5.	Form SH-14	Cancellation or Variation of Nomination (if any)

All above Forms [ISR-1, ISR-2, ISR-3, SH-13, SH-14] and the said SEBI circular are available on our website www.centralbankofindia.co.in under Investor Relations section. Folios wherein any one of the cited details / documents (i.e. PAN, KYC, Bank Details and Nomination) are not available with us, on or after 1st October 2023, shall be frozen as per the aforesaid SEBI circular

In view of the above, we request the shareholders to submit the duly filled-in Investor Service Request forms along with the supporting documents to Bank's RTA at the earliest

- **Freezing of Folios without PAN, KYC details and Nomination.**
 - a) The folios wherein any one of the cited document/details as in para above are not available on or after October 01, 2023, shall be frozen by the RTA
 - b) The security holder(s) whose folio(s) have been frozen shall be eligible:
 - ✓ to lodge grievance or avail any service request from the RTA only after furnishing the complete documents / details as mentioned in para above
 - ✓ for any payment including dividend, interest or redemption payment in respect of such frozen folios, only through electronic mode with effect from April 01, 2024. An intimation shall be sent by the Bank to the security holder that such payment is due and shall be made electronically only upon complying with the requirements stated in para 4 of this Circular
 - c) Frozen folios shall be referred by the RTA / listed company to the administering authority under the Benami Transactions (Prohibitions) Act, 1988 and/ or Prevention of Money Laundering Act, 2002, if they continue to remain frozen as on December 31, 2025
 - d) The RTA shall revert the frozen folios to normal status upon receipt of all the Documents/details as in para above.

Reconciliation of Share Capital Audit Report:

As stipulated by SEBI, a Practicing Company Secretary carries out Audit to reconcile the total admitted capital with National Securities Depository Limited (NSDL) and Central Depository Services (India) Limited (CDSL) and the total issued and listed capital of Bank. This audit is carried out every quarter and the report thereon is submitted to the Stock Exchanges where the Bank's shares are listed. The audit confirms that the total Listed Capital and Paid-up Capital is in agreement with the aggregate of the total number of shares in dematerialized form (held with NSDL and CDSL) and total number of shares in physical form.

x) Shares in Unclaimed Suspense Account:

In terms Clause 5A of Listing Agreements, the Shares outstanding in “Unclaimed Suspense Account” as on 31st March, 2023 as under:

Sr. No.	Particulars	Aggregate number of Shareholders	Aggregate outstanding Shares
(i)	Aggregate number of shareholders and the outstanding shares lying in the Unclaimed Suspense Account at the beginning of the year	233	32,853
(ii)	Number of shareholders who approached the issuer for transfer of shares from Unclaimed Suspense Account during the year	NIL	NIL
(iii)	Number of shareholders to whom shares were transferred from the Unclaimed Suspense Account during the year	NIL	NIL
(iv)	Aggregate number of shareholders and the outstanding shares lying in the Unclaimed Suspense Account at the end of the year	233	32,853

Note – Voting rights on these shares shall remain frozen till the rightful owner of such shares claims the shares. Certificate of Compliance of mandatory stipulations of Corporate Governance

The certificate issued by the statutory auditors of the Bank, in compliance of mandatory stipulations of Corporate Governance as per SEBI (Listing Obligations and Disclosure Requirements) Regulations, 2015 read with the Listing Agreement entered into, with the Stock Exchange is attached.

ANNEXURE I

Declaration of Compliance with Code of Conduct

I confirm that all Board Members and Senior Management have affirmed Compliance with the Bank’s Code of Conduct for the financial year 2022-23.

Place : Mumbai
Date : May 24, 2023

Sd/-
[M V Rao]
Managing Director and Chief Executive Officer

CERTIFICATE UNDER REGULATION 17(8) OF SEBI (LISTING OBLIGATIONS AND DISCLOSURE REQUIREMENTS) REGULATIONS, 2015

The Board of Directors
Central Bank of India

This is to certify that:

- a. We have reviewed Financial Statements of Central Bank of India for the Quarter and Year ended March 31, 2023 and to the best of our knowledge and belief:
 - I. These Statements do not contain any materially untrue statement or omit any material fact or contain statements that might be misleading.
 - II. These Statements together present a true and fair view of the Bank's affairs and are in compliance with existing Accounting Standards, applicable law and regulations.
- b. There are, to the best of our knowledge and belief, no transactions entered into by the Bank during the Quarter and Year ended March 31, 2023, which is fraudulent, illegal or violative of the Bank's code of conduct.
- c. We accept responsibility for establishing and maintaining internal controls for the financial reporting and that we have evaluated the effectiveness of the internal control systems of the Bank pertaining to financial reporting and we have disclosed to the auditors and the Audit Committee, deficiencies in the design or operation of

such internal controls, if any, of which we are aware and the steps we have taken or propose to take to rectify these deficiencies.

- d. We have indicated to the Auditors and the Audit committee:
 - I. Significant changes in internal control over financial reporting during the Quarter and Year ended March 31, 2023.
 - II. There is no significant changes in accounting policies during the Quarter and Year ended March 31, 2023 and the same have been disclosed in the notes to the financial statement and,
 - III. Instances of significant fraud of which we have become aware and the involvement therein, if any, of the Management or any employee having a significant role in the Bank's Internal Control System over financial reporting.

(MUKUL N. DANDIGE)
GENERAL MANAGER –
F&A & CFO

(M V RAO)
MANAGING DIRECTOR
& CEO

Place : Mumbai

Date : April 29, 2023

M/s **CHHAJED & DOSHI**
Chartered Accountants
101, Hubtown Solaris, N.S. Phadke Marg,
Andheri (East) Mumbai 400063

M/s **A S K A & CO**
(Formerly known as, AMBEKAR SHELAR KARVE & AMBARDEKAR)
Chartered Accountants
501, Mirage Arcade, Opp Ganesh Mandir,
Off. Phadke Road Dombivali East, Mumbai 421201

M/s **KISHORE & KISHORE**
Chartered Accountants
C-7, Sector-E (New),
Aliganj, Lucknow-226024

M/s **A.R.& Co**
Chartered Accountants
A-403, Gayatri Apartments,
Airlines Group Housing Society,
Plot No 27, Sector 10,
Dwarka, New Delhi-110075

Independent Auditor's Certificate

On Compliance with Corporate Governance Requirements under SEBI (Listing Obligations and Disclosure Requirements) Regulations, 2015

To the Members of
Central Bank of India

1. This Certificate is issued in accordance with the terms of our engagement letter dated 2nd December 2022.
2. This certificate contains details of compliance of conditions of Corporate Governance by Central Bank of India ('the Bank'), for the year ended 31 March 2023, as stipulated in the regulations 17 to 27 and clauses (b) to (i) of regulation 46(2) and paragraphs C, D, E of schedule V of the Securities and Exchange Board of India (Listing Obligations and of the Securities and Exchange Board of India (Listing Obligations and Disclosure Requirements) Regulations, 2015, ("Listing Regulations") as amended.

Management's Responsibility

3. The Board of Directors and Management of the Bank is responsible for ensuring that the Bank complies with the conditions of Corporate Governance including preparation of Corporate Governance report as stipulated in the Listing Regulations. This responsibility also includes the design, implementation and maintenance of internal controls and procedures to ensure compliance with the conditions of the Corporate Governance stipulated in the Listing Regulations.

Auditors' Responsibility

4. Our examination was limited to procedures and implementation thereof adopted by the Bank for ensuring the compliance of the conditions of Corporate Governance as stipulated in the above-mentioned Listing Regulations. It is neither an audit nor an expression of opinion on the financial statements of the Bank.
5. Pursuant to the requirements of the Listing Regulations, it is our responsibility to provide a reasonable assurance whether the Bank has complied with the conditions of Corporate Governance as stipulated in Listing Regulations for the year ended 31 March, 2023.
6. We have conducted our examination in accordance with the Guidance Note on Reports or Certificates for Special Purposes [Revised 2016] ('the Guidance Note') issued by the Institute of Chartered Accountants of India ('ICAI'). The Guidance Note requires that we comply with the ethical requirements of the Code of Ethics issued by the ICAI.
7. We have complied with the relevant applicable requirements of the Standard on Quality Control (SQC) 1, Quality Control for Firms that Perform Audits and Reviews of Historical Financial Information, and Other Assurance and Related Services Engagements.

Opinion

8. Based on our examination as above and to the best of the information and explanations given to us and representations provided by the management, we certify that the Bank has complied with the conditions of Corporate Governance as stipulated in regulations 17 to 27 and clauses (b) to (i) of Regulation 46(2) and Paragraphs C and D of Schedule V to the Listing Regulations during the year ended 31st March 2023 except that:
 - i. The Bank did not have at least one independent women director on the central board as required under Regulation 17 (1)(a) of Listing Regulations.

- ii. The Bank did not have at least half of the Board of Directors as Independent Director as required under Regulation 17(1)(b) of the Listing Regulations.
 - iii. The composition of nomination and remuneration committee (NRC) is not in compliance with RBI circular dated 26th April, 2021 and regulation 19 of listing regulations. Further no meeting of nomination and remuneration committee was conducted in financial year 2022-23 as required under regulation 19 of SEBI listing regulations.
9. We state that such compliance is neither an assurance as to the future viability of the Bank nor the efficiency or effectiveness with which the management has conducted the affairs of the Bank.

Restriction on use

10. The certificate is addressed and provided to the members of the Bank solely for the purpose to enable the Bank to comply with the requirement of the Listing Regulations, and it should not be used by any other person or for any other purpose. Accordingly, we do not accept or assume any liability or any duty of care for any other purpose or to any other person to whom this certificate is shown or into whose hands it may come without our prior consent in writing.

For **CHHAJED & DOSHI**
Chartered Accountants
F.R. No. 101794W

For **A S K A & CO**
Chartered Accountants
F.R. No. 122063W

(CA NITESH JAIN)
□ □ □ □ □ □
M. No. 136169
UDIN :

(CA SUHAS AMBEKAR)
□ □ □ □ □ □
M. No. 101373
UDIN :

For **M/s KISHORE & KISHORE**
Chartered Accountants
F.R. No. 000291N

For **M/s A.R. & Co**
Chartered Accountants
F.R. No. 002744C

(CA AKHILESH K. MATHUR)
□ □ □ □ □ □
M. No. 509176
UDIN :

(CA ANIL GAUR)
□ □ □ □ □ □
M. No. 017546
UDIN :

Date : May 24, 2023

BUSINESS RESPONSIBILITY AND SUSTAINABILITY REPORT 2022-23

SECTION A: GENERAL DISCLOSURES

I. Details

1. Corporate Identity Number (CIN) of the Company	Not Applicable
2. Name of the Entity	Central Bank of India
3. Year of Incorporation	1911
4. Registered office address	Chander Mukhi Building, Nariman Point, Mumbai – 400 021
5. Corporate office address	Chander Mukhi Building, Nariman Point, Mumbai – 400 021
6. E-mail id	investors@centralbank.co.in
7. Telephone	+91 22 6638 7777
8. Website	www.centralbankofindia.co.in
9. Financial year for which reporting is being done	2022-23
10. Name of the Stock Exchange(s) where shares are listed	Equity Shares are listed on BSE Limited and National Stock Exchange of India Limited
11. Paid-up capital	₹ 8680.94 crore
12. Name and contact details of the person who may be contacted in case of any queries on the BRSR report	Poppy Sharma General Manager Phone No. +91 22 6638 7880 E-mail id – gmhrd@centralbank.co.in
13. Reporting boundary	Disclosures made in this report are on a standalone basis and pertains to Central Bank of India

II. Products/Services

14. Details of business activities

S. No.	Description of Main Activity	Description of Business Activity	% of Turnover
1.	Financial and Insurance Service	Banking Activities by Central, Commercial Bank	100

15. Products/services sold by the entity

S. No.	Product/Service	NIC Code	% of total turnover contributed
1.	Financial Services – Monetary Intermediation of commercial banks, saving banks, postal saving banks and discount houses (Central Bank of India is engaged in providing a wide range of Banking and financial services including retail banking, corporate banking and treasury operations)	64191	100

III. Operations -

3. Number of locations where plants and/or operations/Offices of the entity are situated

4. Markets served by the entity

a. Number of locations

Locations	Number
National (No. of States and UTs)	Pan-India
International (No. of countries)	Nil

b. What is the contribution of exports as a percentage of the total turnover of the entity?

Not applicable

c. A brief on types of customers -

Bank offers various types of Banking products and services to its diverse group customers under Retail, Agriculture, MSME, Corporate and Wholesale Banking Segments. Our Bank deals with customers who are associated with Bank in any arrangement like Depositor, Borrower, Service provider, Government Service Provider, etc.,

IV. Employees

5. Details as the end of Financial Year 2022-23 -

a. Employees (including differently abled):-

S. No.	Particulars	Total (A)	Male		Female	
			No. (B)	% (B/A)	No. (C)	% (C/A)
EMPLOYEES						
1.	Permanent (D)	30770	23022	74.82	7748	25.18
2.	Other than Permanent (E)	00	00	00	00	00
3.	Total employees (D + E)	30770	23022	74.82	7748	25.18

b. Differently abled Employees:-

S. No.	Particulars	Total (A)	Male		Female	
			No. (B)	% (B/A)	No. (C)	% (C/A)
DIFFERENTLY ABLED EMPLOYEES						
1.	Permanent (D)	835	671	80.36	164	19.64
2.	Other than Permanent (E)	00	00	00	00	00
3.	Total differently abled employees (D + E)	835	671	80.36	164	19.64

19. Participation/inclusion/representation of women –

	Total (A)	No. and percentage of Females	
		No. (B)	% (B/A)
Board of Directors	8	Nil	Nil
Key Management Personnel	11	1	9.09%

20. Turnover rate for permanent employees –

	FY 2021			FY 2022			FY 2023		
	Male	Female	Total	Male	Female	Total	Male	Female	Total
Permanent Employees	1.4%	2.1%	1.7%	2.4%	2.5%	2.5%	1.4%	0.68%	2.08%

V. Holding, subsidiary and associate companies (including joint ventures)**21. (a) As at March 31, 2023**

S. No.	Name (A)	Subsidiary/ Associates	% of shares held	Does the entity indicated at column A, participate in the Business Responsibility initiatives of the Bank? (Yes/No)
1.	Cent Bank Home Finance Limited	Subsidiary	64.40	No
2.	Centbank Financial Services Limited	Subsidiary	100.00	No
3.	Uttar Bihar Gramin Bank	Associates	35.00	No
4.	Uttarbanga Kshetriya Gramin Bank	Associates	35.00	No
5.	Indo Zambia Bank Limited	Associates	20.00	No

VI. CSR Details

22. (i) Whether CSR is applicable as per section 135 of Companies Act, 2013 : No
(ii) Turnover (Total Income) (in ₹) : 29625.60 crore
(iii) Net worth (in ₹) : 25449.41 crore
(iv) Total amount spent on CSR for FY23 - Nil

VII. Transparency and Disclosures Compliances**23. Complaints/grievances on any of the principles (Principles 1 to 9) under the National Guidelines on Responsible Business Conduct (NGRBC)**

Stakeholder group from whom complaint is received	Grievance Redressal Mechanisms in Place (Yes/ No) (If Yes, then provide web-link for grievance redress policy)	Financial Year 2022-23			Financial Year 2021-22		
		Number of complaints filed during the year	Number of complaints pending resolution at close of the year	Remarks	Number of complaints filed during the year	Number of complaints pending resolution at close of the year	Remarks
Communities	Yes https://www.centralbankof-india.co.in/en	-	-	-	-	-	-
Investors (other than shareholders)	Yes https://www.centralbankofindia.co.in/en/investor-relations	-	-	-	-	-	-
Shareholders	Yes https://www.centralbankof-india.co.in/en/investor-relations	3	0	NA	3	0	NA
Employees	Yes https://www.centralbankofindia.co.in/en	241	196	NA	139	93	NA
Value Chain Partners	Yes https://www.centralbankofindia.co.in/en	-	-	-	-	-	-
Others including customers (Bank Portal +ATM+CPGRAMS+ INGRAMS+MSME+ RETAIL)	Yes https://www.centralbankof-india.co.in/pdf/CUSTOMER-GRIEVANCEREDRESSAL-POLICY31.01.2012.pdf	146352	2116	—	183566	923	—

24. Overview of the entity's material responsible business conduct issues:-

S. No.	Material issue identified	Indicate whether risk or opportunity (R/O)	Rationale for identifying the risk / opportunity	In case of risk, approach to adapt or mitigate	Financial implications of the risk or opportunity (Indicate positive or negative implications)
1.	Tie-up with Fintech companies for delivering financial services.	Opportunity	Fintech is enabling and empowering the next generation of consumers who are highly tech-savvy and have greater financial literacy but had a paucity of time. These customers can avail the services on the go. With the enablers like the use of Artificial intelligence for credit decisions based on algorithms, APIs for e-documentation, and system integrations any bank can excel and deliver the desired services and can enhance its asset/liabilities portfolios.	Though the activity has inherent risks, however with appropriate risk mitigates in place, the risk can be reduced substantially.	The adoption of newer technology will help any bank to provide financial services across the ecosystem even without having a brick and mortar structure more swiftly and enhance its asset/liability portfolio.
2.	Sustainable Development Goals -"Green Fixed Deposits"	Opportunity	Green Deposits will help enhance Central Bank of India's participation in projects directly supporting United Nations' Sustainable Development Goals (SDGs) and empower our depositors to opt for financial products that have a positive impact on the environment, and the society at large.	Green deposit is offered at special rates which are above other fixed deposit rates.	Positive: Safeguarding our environment from climate change is the need of the hour. Hence there is immense scope to increase green deposits in the country.
3.	Green Financing	Opportunity	The government often employs SDGs as a framework to achieve a more sustainable future for all and companies are increasingly setting the corporate target to align with those SDGs. Encourage dealers to sell more electric vehicles by providing incentives to dealers and sales executives. Charging lower interest rates on electrical vehicle loans than fossil fuel vehicle loans to attract more customers.	Access to a diversified pool of green finance like water management, waste management, affordable green housing, green vehicle financing, etc.	Positive: Immense scope to build a larger green Portfolio.

SECTION B : MANAGEMENT AND PROCESS DISCLOSURES

The National Guidelines for Responsible Business Conduct (NGRBC) as prescribed by the Ministry of Corporate Affairs advocates nine principles referred as P1-P9 as given below:

P1	Businesses should conduct and govern themselves with integrity in a manner that is ethical, transparent and accountable
P2	Businesses should provide goods and services in a manner that is sustainable and safe
P3	Businesses should respect and promote the well-being of all employees, including those in their value chains
P4	Businesses should respect the interests of and be responsive towards all its stakeholders
P5	Businesses should respect and promote human rights
P6	Businesses should respect, protect and make efforts to restore the environment
P7	Businesses when engaging in influencing public and regulatory policy, should do so in a manner that is responsible and transparent
P8	Businesses should promote inclusive growth and equitable development
P9	Businesses should engage with and provide value to their consumers in a responsible manner

This section is aimed at helping businesses demonstrate the structures, policies and processes put in place towards adopting the NGRBC Principles and Core Elements.

Disclosure Questions	P1	P2	P3	P4	P5	P6	P7	P8	P9
Policy and management processes									
1. a. Whether your entity's policy/policies cover each principle and its core elements of the NGRBCs. (Yes/No)	Yes	Yes	Yes	Yes	Yes	Yes	Yes	Yes	Yes
b. Has the policy been approved by the Board? (Yes/No)	Yes	Yes	Yes	Yes	Yes	Yes	Yes	Yes	Yes
c. Web Link of the Policies, if available	https://www.centralbankofindia.co.in/ Some policies may also include a combination of internal policies of the Bank which are accessible to all internal stakeholders and policies placed on the Bank's website.								
2. Whether the entity has translated the policy into procedures. (Yes/No)	Yes. The Bank has translated the policies as applicable and adapted the same into procedures and practices in all spheres of activities that the Bank undertakes.								
3. Do the enlisted policies extend to your value chain partners? (Yes/No)	Yes. The Bank's Code of Conduct largely adopts the above-mentioned principles and the Bank expects its stakeholders to adhere to the same in all their dealings.								
4. Name of the national and international codes/certifications/labels/ standards (e.g. Forest Stewardship Council, Fairtrade, Rainforest Alliance, Trustea) standards (e.g. SA 8000, OHSAS, ISO, BIS) adopted by your entity and mapped to each principle.	Not Applicable.								
5. Specific commitments, goals and targets set by the entity with defined timelines, if any.	No any specific target is being set under the aforesaid policies. However, compliance with these principle/s is our commitment and goal.								
6. Performance of the entity against the specific commitments, goals and targets along-with reasons in case the same are not met.	Not Applicable.								

2. Details of fines / penalties /punishment/ award/ compounding fees/ settlement amount paid in proceedings (by the entity or by directors / KMPs) with regulators/ law enforcement agencies/ judicial institutions, in the financial year, in the following format

(Note: the entity shall make disclosures on the basis of materiality as specified in Regulation 30 of SEBI (Listing Obligations and Disclosure Obligations) Regulations, 2015 and as disclosed on the entity’s website):

Monetary					
	NGRBC Principle	Name of the regulatory/ enforcement agencies/ judicial institutions	Amount (In INR)	Brief of the Case	Preferred (Yes/No)
Penalty/Fine	Penalty/Fine/Settlement/Compounding fee, if any paid by the Bank is not material as per the Materiality policy of the Bank. Necessary disclosures in this regard is submitted to Stock exchanges and same are also hosted on Bank’s website.				
Settlement					
Compounding fee					
Non-Monetary					
	NGRBC Principle	Name of the regulatory/ enforcement agencies/judicial institutions	Brief of the Case	Has as appeal been preferred? (Yes/No)	
Imprisonment	Nil	Nil	Nil	Nil	
Punishment	Nil	Nil	Nil	Nil	

3. Of the instances disclosed in Question 2 above, details of the Appeal/ Revision preferred in cases where monetary or non-monetary action has been appealed.

Case Details	Name of the regulatory/enforcement agencies/ judicial institutions
Nil	Nil

4. Does the entity have an anti-corruption or anti-bribery policy? If yes, provide details in brief and if available, provide a web-link to the policy.

Yes. There is a whistle blower policy and the same is available on Bank’s internal portal.

The Policy provides a secure and confidential platform to report any act of malpractices, frauds, negligence, misappropriation, abuse of authority etc. Besides this Bank has Policy on code of ethics, business conduct and conflict of Interest.

Our Whistleblower Policy is an extension of Banks Code of Conduct formulated with an aim to promote good Corporate Governance, instill faith and make the employees feel empowered about their decision to blow the whistle in order to voice their concerns in case of unethical behaviour and/or actual or suspected fraud and/or misconduct and/or violation of Bank’s Code of Conduct, without fair of reprisal.

The details regarding whistleblower policy can be accessed online via link <https://www.centralbankofindia.co.in/sites/default/files/Vigil.pdf>

The Bank is committed towards conducting the business and dealing with all its stakeholders, with highest ethical standards and in compliance with all the applicable laws and regulations. We also have a comprehensive policy on Code of Ethics, Business Conduct & Conflict of Interest.

The Code of Ethics, Business Conduct and Conflict of Interest Policy can be accessed online via link <https://www.centralbankofindia.co.in/sites/default/files/documents/ANNEX I CODE OF ETHICS BUSINESS CONDUCT CONFLICT OF INTEREST.pdf>

5. Number of Directors/KMPs/employees/workers against whom disciplinary action was taken by any law enforcement agency for the charges of bribery/ corruption:

	Financial Year 2022-23	Financial Year 2021-22
Directors	NIL	NIL
KMPs	NIL	NIL
Employees	11*	32*
Workers	NIL	NIL

*** Total CBI cases received for prosecution permission (either sanctioned or declined from Bank level)**

6. Details of complaints with regard to conflict of interest:

3. 3. Describe the processes in place to safely reclaim your products for reusing, recycling and disposing at the end of life, for (a) Plastics (including packaging) (b) E-waste (c) Hazardous waste and (d) other waste. – **Not Applicable**
4. Whether Extended Producer Responsibility (EPR) is applicable to the entity’s activities (Yes / No). If yes, whether the waste collection plan is in line with the Extended Producer Responsibility (EPR) plan submitted to Pollution Control Boards? If not, provide steps taken to address the same.- **Not Applicable**

Leadership Indicators

1. 1. Has the entity conducted Life Cycle Perspective / Assessments (LCA) for any of its products (for manufacturing industry) or for its services (for service industry)?

No

If yes, provide details in the following format?

NIC Code	Name of Product/Service	% of total Turnvoer contributed	Boundary for which the Life Cycle Perspective / Assessment was conducted	Whether conducted by independent external agency (Yes/No)	Results communicated in public domain (Yes/No) If yes, provide the web-link.
----------	-------------------------	---------------------------------	--	---	--

Not Applicable

2. If there are any significant social or environmental concerns and/or risks arising from production or disposal of your products / services, as identified in the Life Cycle Perspective / Assessments (LCA) or through any other means, briefly describe the same along-with action taken to mitigate the same. – **Not Applicable**
3. Percentage of recycled or reused input material to total material (by value) used in production (for manufacturing industry) or providing services (for service industry). - **Not Applicable**
4. Of the products and packaging reclaimed at end of life of products, amount (in metric tonnes) reused, recycled, and safely disposed, as per the following format: **Not Applicable**
5. Reclaimed products and their packaging materials (as percentage of products sold) for each product category - **Not Applicable**

PRINCIPLE 3 Businesses should respect and promote the well-being of all employees, including those in their value chains

1. a. Details of measures for the well-being of employees:

Category	% of employees covered by										
	Total (A)		Health insurance		Accident insurance		Maternity benefits		Paternity Benefits		Day Care facilities
	Number (B)	% (B / A)	Number (C)	% (C / A)	Number (D)	% (D / A)	Number (E)	% (E / A)	Number (F)	% (F / A)	
Permanent employees											
Male	23022	23022	100	23022	100	0	0	23022	100	00	00
Female	7748	7748	100	7748	100	7748	100	0	0	00	00
Total	30770	30770	100	30770	100	7748	100	23022	100	00	00

- b. Details of measures for the well-being of workers: **Not Applicable**

2. Details of retirement benefits, for Current FY and Previous Financial Year.

Benefits	FY 2022-23 Current Financial Year			FY 2021-22 Current Financial Year		
	No. of employees covered as a % of total employees	No. of workers covered as a % of total workers	Deducted and deposited with the authority (Y/N/N.A.)	No. of employees covered as a % of total employees	No. of workers covered as a % of total workers	Deducted and deposited with the authority (Y/N/N.A.)
PF	9782 (31.79%)	N.A.	Y	11461 (37.83%)	N.A.	Y
Gratuity	30774 (100%)	N.A.	N.A.	30289 (100%)	N.A.	N.A.
ESI	N.A.	N.A.	N.A.	N.A.	N.A.	N.A.
NPS	9700 (31.52%)	N.A.	N.A.	11342 (37.44%)	N.A.	N.A.
Others	20992 (68.21%)			18832 (62.17%)		Y

3. Accessibility of workplaces

Are the premises/offices of the entity accessible to differently-abled employees and workers, as per the requirements of the Rights of Persons with Disabilities Act, 2016? If not, whether any steps are being taken by the entity in this regard.

Various branches/offices of our Bank, have ramps/lifts for easy movement of differently-abled people. Most of our branches/ offices are located either on the ground floor or have elevators and infrastructure for differently-abled individuals.

4. Does the entity have an equal opportunity policy as per the Rights of Persons with Disabilities Act, 2016? If so, provide a web link to the policy.

Yes, in keeping with the provisions of the Rights of Person with Disabilities Act 2016, our Bank has formulated an "Equal Opportunity Policy" which bestows special attention to the differently-abled persons and aims at creating employment opportunities for people with disabilities and also creating for them a conducive working environment free from any kind of discrimination.

The Equal Opportunity Policy of Central Bank of India is applicable to all the differently-abled employees of the Bank without any discrimination, on the grounds of age, colour, marital status, physical ability, nationality, race, religion, sex, sexual orientation, or any other relevant for the purpose.

The policy can be accessed online through the following link

https://centralbankofindia.co.in/sites/default/files/CBoI_Equal_Opportunity_Policy.pdf

5. Return to work and Retention rates of permanent employees and workers that took parental leave.

Gender	Permanent employees		Permanent workers	
	Return to work rate	Retention rate	Return to work rate	Retention rate
Male	100%	99.55%	Not Applicable	
Female	100%	99.80%		
Total	100%	99.64%		

6. Is there a mechanism available to receive and redress grievances for the following categories of employees and worker? If yes, give details of the mechanism in brief.

Yes/No

7. Membership of employees and worker in association(s) or Unions recognised by the listed entity

Category	FY 2022-23 Current Financial Year			FY 2021-22 Current Financial Year		
	Total Employees/workers in respective category (A)	No. of Employees/workers in respective category who are part of association(s) or union. (B)	% (B / A)	Total Employees/workers in respective category (C)	No. of Employees/workers in respective category who are part of association(s) or union. (D)	% (D / C)
Total Permanent Employees	30770	27662	89.89	30289	27446	90.61
- Male	23022	20655	89.71	22915	20613	89.95
- Female	7748	7007	90.43	7374	6833	92.66

8. Details of training given to employees and workers :

Category	Financial Year 2022-23					Financial Year 2021-22				
	Total (A)	On Health and safety measures		On skill upgradation		Total (D)	On Health and safety measures		On skill upgradation	
	No. (B)	%(B/A)	No.(C)	%(C/A)		No.(E)	%(E/D)	No. (F)	%(F/D)	
Male	23022	5030	21.84	25669	111	22915	4561	20	84065	366
Female	7748	2305	29.74	9695	125	7374	2278	31	18905	256
Total	30770	7335	23.83	35365	115	30289	6839	22.6		

9. Details of performance and career development reviews of employees and worker:

Category	FY 2022-23* Current Financial Year			FY 2021-22* Current Financial Year		
	Total (A)*	No. (B)	% (B / A)	Total (C)*	No. (D)	% (D / C)
Male	12353	00	--	12322	10813	87.75
Female	4168	00	--	3926	3401	86.63
Total	16521	00	--	16248	14214	87.48

* Above data is in respect of Officers Employees Only as PMS is applicable to Officers Employees in the Bank. For FY 2022-23 PMS has been launched.

10. Health and safety management system:

- a. Whether an occupational health and safety management system has been implemented by the entity? (Yes/ No). If yes, the coverage such system?

There are no occupational health and safety risks owing to the nature of the business. However, Bank has adopted certain safety measures with respect to fire incident. Bank conducts training program on fire safety incident such as evacuation drills, use of fire extinguishers/ fire fighting equipment's. Bank has appointed first aid marshals at offices and training have been imparted to them so that they can act in case of medical emergencies / incident. Marshals have been provided with safety kit and first aid medical kit.

- b. What are the processes used to identify work-related hazards and assess risks on a routine and non-routine basis by the entity?

Given the nature of business, this is not directly applicable.

- c. Whether you have processes for workers to report the work related hazards and to remove themselves from such risks. (Y/N)

Given the nature of business, this is not directly applicable.

- d. Do the employees/ worker of the entity have access to non-occupational medical and healthcare services? (Yes/ No)

All Employees of Bank are covered under Group Health Insurance policy as envisaged by IBA. Expenses incurred over and above the sum insured are also covered under Corporate Buffer subject to availability and its terms & conditions.

11. Details of safety related incidents, in the following format

Safety Incident/Number	Category	FY 2022-23	FY 2021-22
		Current Financial Year	Previous Financial Year
Lost Time Injury Frequencies Rate (LTIFR) (per one million - person hours worked)	Employees	NIL	NIL
	Workers	NIL	NIL
Total recordable work-related injuries	Employees	NIL	NIL
	Workers	NIL	NIL
No. of fatalities	Employees	NIL	NIL
	Workers	NIL	NIL
High consequence work-related injury or ill-health (excluding fatalities)	Employees	NIL	NIL
	Workers	NIL	NIL

12. Describe the measures taken by the entity to ensure a safe and healthy work place.

All Employees of Bank are covered under the Group Health Insurance policy as envisaged by IBA. In case the limit is exhausted, there is also a facility of Corporate Buffer as defined under the provisions of the 10th Bipartite Settlement.

In case of injuries sustained while on duty, all other expenses not covered under Medical Insurance Scheme are borne by the bank. Special Leave is also provided to such employees during the period of hospitalization.

13. Number of Complaints on the following made by employees and workers:

	Financial Year 2022-23			Financial Year 2021-22		
	Filed during the year	Pending resolution at the end of year	Remarks	Filed during the year	Pending resolution at the end of year	Remarks
Working Conditions	Nil	Nil	Nil	Nil	Nil	Nil
Health & Safety	Nil	Nil	Nil	Nil	Nil	Nil

14. Assessments for the year:

No such incident of visits by any officials has been reported by any RO/ZO.

	% of your plants and offices that were assessed (by entity or statutory authorities or third parties)
Health and safety practices	Nil
Working Conditions	Nil

15. Provide details of any corrective action taken or underway to address safety-related incidents (if any) and on significant risks / concerns arising from assessments of health & safety practices and working conditions.

Safety related to Fire drills, evacuation safety, branch security etc are carried out by training provided for the same.

Leadership Indicators

1. Does the entity extend any life insurance or any compensatory package in the event of death of
- (A) Employees (Y/N) - Yes. The Bank offers an ex-gratia amount of ₹ 40000/- as funeral expenses to the family of the deceased immediately upon intimation of death. In addition, Bank may offer the compassionate appointment to the spouse/dependent of the deceased employee as per terms & conditions of the Banks Compassionate Appointment Policy. Terminal Benefits like provident fund, gratuity, PL encashment etc. are settled on a priority basis. The Bank assists the family in exercising such options.

(B) Workers (Y/N). – **Not Applicable**

- Provide the measures undertaken by the entity to ensure that statutory dues have been deducted and deposited by the value chain partners.

Not Applicable

- Provide the number of employees/workers having suffered high consequence work-related injury / ill-health / fatalities (as reported in Q11 of Essential Indicators above), who have been rehabilitated and placed in suitable employment or whose family members have been placed in suitable employment.

Data related to ill-health/ injury is not maintained since any expenses arising out of the same are being settled under Group Health Insurance Scheme.

	Total no. of affected employees/ workers		No. of employees/workers that are rehabilitated and placed in suitable employment or whose family members have been placed in suitable employment	
	Financial Year 2022-23	Financial Year 2021-22	Financial Year 2022-23	Financial Year 2021-22
Employees	Nil	Nil	Nil	Nil
Workers	NA	NA	NA	NA

- Does the entity provide transition assistance programs to facilitate continued employability and the management of career endings resulting from retirement or termination of employment? - **Yes, Pre-Retirement training program are arranged and conducted for all retiring employees for managing their post-employment life.**

- Details on assessment of value chain partners:

	% of your plants and offices that were assessed (by entity or statutory authorities or third parties)
Health and safety practices	Nil
Working Conditions	Nil

- Provide details of any corrective actions taken or underway to address significant risks / concerns arising from assessments of health and safety practices and working conditions of value chain partners. **Not Applicable**

PRINCIPLE 4: Businesses should respect the interests of and be responsive to all its stakeholders

Essential Indicators

- Describe the processes for identifying key stakeholder groups of the entity.
There is not any specific process for identifying such groups, however, those who are availing our banking product or services including employee and shareholders are considered as stakeholder.

2. List stakeholder groups identified as key for your entity and the frequency of engagement with each stakeholder group.

Stakeholder Group	Whether identified as Vulnerable & Marginalized Group (Yes/ No)	Channels of communication (Email, SMS, Newspaper, Pamphlets, Advertisement, Community Meetings, Notice Board, Website), Other	Frequency of engagement (Annually/ Half yearly/ Quarterly / others – please specify)	Purpose and scope of engagement including key topics and concerns raised during such engagement
Employees	No	Email, SMS, Staff meetings/ conference, Intranet portal.	Frequent and need based	Employer Employee engagement, feedback of employees, Road map to achieve business goals, vision and mission of Bank, Performance appraisal, Resolving grievances
Shareholders	No	Email, SMS, newspaper advertisement, notice board, website, Annual General Meetings, intimation to stock exchanges, annual/ quarterly financials and investors meetings/ conferences	Frequent and need based	Dissemination of financial progress and other key developments of Bank to Shareholders.
Customers	No	Letter, Email, SMS, Meetings, Website, Outreach customer programme, Social Media	Frequent and need based	Maintaining Bank Customer relationship, Offering Better banking products and services to customers, Resolving grievances, if any.
Channel Partners and Key Partners	NA	NA	NA	NA
Reserve Bank of India	No	Letter, Email, Meetings	Engagement through Letters, Emails are on regular basis. Meetings are conducted on Monthly/ Bi-monthly/ Quarterly basis or as and when required.	<ul style="list-style-type: none"> • Performance of the Bank. • Risk and Compliance issues and measures taken for its mitigation.
Government of India	No	Letter, Email, Meetings	Engagement through Letters, Emails are on regular basis. Meetings are conducted as and when required.	<ul style="list-style-type: none"> • Performance of the Bank. • Compliance of Regulatory/ Statutory guidelines.
Communities and NGOs	NA	Letter, Email, Meetings, Advertisements, Website, Social Media	Frequent and need based	Supporting the society at large by making donations, providing financial aid to calamity affected people, training program for self-help Groups SHG.

Leadership Indicators

1. Provide the processes for consultation between stakeholders and the Board on economic, environmental, and social topics or if consultation is delegated, how is feedback from such consultations provided to the Board.

Consultation between Stakeholders and the Bank on various economic and other aspects is through various Board/ Sub committee meetings.

2. Whether stakeholder consultation is used to support the identification and management of environmental, and social topics (Yes / No). If so, provide details of instances as to how the inputs received from stakeholders on these topics were incorporated into policies and activities of the entity.

Inputs and suggestions of shareholders are being incorporated into the policies and activities wherever considered feasible.

3. Provide details of instances of engagement with, and actions taken to, address the concerns of vulnerable/ marginalized stakeholder groups.

Bank being Scheduled Commercial Bank is regulated by guidelines of Reserved Bank of India and Government of India. Bank offers Banking products and services to its customers, marginal weaker section/ Vulnerable stakeholders groups in line with priority sector lending norms. Bank also conducts campaign for providing financial inclusion products and services to its customers

PRINCIPLE 5 Businesses should respect and promote human rights

Essential Indicators

1. Employees and workers who have been provided training on human rights issues and policy(ies) of the entity, in the following format:

Category	FY 2022-23 Current Financial Year			FY 2021-22 Current Financial Year		
	Total (A)	No. of employees/ workers covered (B)	%(B/A)	Total (C)	No. of employees/ workers covered (D)	%(D/C)
Employees						
Permanent	30770	3880	12.60%	30289	3637	12%
Other than permanent	0	0	0	0	0	0
Total Employees	30770	3880	12.60%	30289	3637	12%
Workers						
Permanent	N.A	N.A	N.A	N.A	N.A	N.A
Other than permanent	N.A	N.A	N.A	N.A	N.A	N.A
Total Workers	N.A	N.A	N.A	N.A	N.A	N.A

2. Details of minimum wages paid to employees and workers, in the following format:

Category	FY 2022-23 Current Financial Year			FY 2021-22 Current Financial Year		
	Total (A)	No. of employees/ workers covered (B)	%(B/A)	Total (C)	No. of employees/ workers covered (D)	%(D/C)
Employees						
Permanent	30770	30770	100%	30289	30289	100%
Male	23022	23022	100%	22915	22915	100%
Female	7748	7748	100%	7374	7374	100%
Other than permanent	N.A	N.A	N.A	N.A	N.A	N.A
Male	N.A	N.A	N.A	N.A	N.A	N.A
Female	N.A	N.A	N.A	N.A	N.A	N.A

3. Details of remuneration/salary/wages, in the following format:

	Male		Female	
	Number	Median remuneration/ salary/ wages of respective category	Number	Median remuneration/ salary/ wages of respective category
Board of Directors (BoD) (Excluding sitting fees of non-official and shareholder directors)	4	279519	Nil	Nil
Key Managerial Personnel	11	224362.22	Nil	Nil
Employees other than BoD and KMP	22855	77836.21	7590	73428.74

4. Do you have a focal point (Individual/ Committee) responsible for addressing human rights impacts or issues caused or contributed to by the business? **No**

5. Describe the internal mechanisms in place to redress grievances related to human rights Issues.

The Bank is committed to conducting business and dealing with all its stakeholders and staff with the highest ethical standards and in compliance with all applicable regulations. We ensure to maintain a healthy and safe environment for our workforce irrespective of their caste, Gender, Work, designation etc. Representations received on the platform of Human rights are dealt with fairly and transparently at the Regional and Zonal level.

Bank has constituted a Board for review and assessment of all representation received on a quarterly basis. Bank has also policy on code of ethics, Business conduct, and conflict of Interest and has "Zero tolerance" for any deviation in the provision of the said policy.

6. Number of Complaints on the following made by employees and workers:

	FY 2022-23 Current Financial Year			FY 2022-22 Previous Financial Year		
	Filed during the year	Pending resolution at the end of year	Remarks	Filed during the year	Pending resolution at the end of year	Remarks
Sexual Harassment	5	1	Peinding Compliant disposed on 20.04.2023	12	6	
Discrimination at workplace	0	0	0	0	0	0
Child Labour	0	0	0	0	0	0
Wages	0	0	0	0	0	0
Other human Rights related issues	0	0	0	12	6	0

7. Mechanisms to prevent adverse consequences to the complainant in discrimination and harassment cases.

Committee has been constituted at all Regional offices and Zonal offices under the provisions of POSH Act, 2013.

8. Do human rights requirements form part of your business agreements and contracts? **Yes**

9. Assessments for the year:

	% of your plants and offices that were assessed (by entity or statutory authorities or third parties)
Child labour	Nil
Forced/involuntary labour	Nil
Sexual harassment	Nil
Discrimination at workplace	Nil
Wages	Nil
Others – please specify	Nil

Leadership Indicators

1. Details of a business process being modified / introduced as a result of addressing human rights grievances/complaints.

No complaints have been received under human rights grievances/complaints.

2. Details of the scope and coverage of any Human rights due-diligence conducted.

The Bank endeavours to maintain a safe environment alongwith providing equal opportunity to all the staff members. Issues related to discrimination based on sex, gender, nationality, religion, disability, language etc. are subject to free and neutral scrutiny based on the nature of the issue as per provisioning of the Bank's Policy and regulatory stipulations the same is being resolved as per applicable policy, laws, and regulations.

3. Is the premise/office of the entity accessible to differently-abled visitors, as per the requirements of the Rights of Persons with Disabilities Act, 2016?

Various branches/offices of our Bank, have ramps/lifts for easy movement of differently-abled people. Most

4. Details on assessment of value chain partners:

	% of your plants and offices that were assessed (by entity or statutory authorities or third parties)
Child labour	Nil
Forced/involuntary labour	Nil
Sexual harassment	Nil
Discrimination at workplace	Nil
Wages	Nil
Others – please specify	Nil

5. Provide details of any corrective actions taken or underway to address significant risks / concerns arising from the assessments at Question 4 above. **Not Applicable**

PRINCIPLE 6: Businesses should respect and make efforts to protect and restore the environment

Essential Indicators

1. Details of total energy consumption (in Joules or multiples) and energy intensity, in the following format:

Parameter	FY 2022-23	FY 2021-22
	Current Financial Year	Previous Financial Year
Total electricity consumption (A)	627.03 lakh kwh	597.03 lakh kwh
Total fuel consumption (B)	NIL	NIL
Energy consumption through other sources (C)	NIL	NIL
Total energy consumption (A+B+C)	627.03 lakh kwh	597.03 lakh kwh
Energy intensity per rupee of turnover (Total electricity consumption / turnover in rupees)	N/A	N/A

Note: - Bank is taking its best efforts to reduce the electricity consumption as a part of ESG Initiative. Further, Bank has also installed solar equipment of few of its Branches/Regions/Zonal offices to consume power generated by green channels and to reduce use of power generated by connected channels.

- Does the entity have any sites / facilities identified as designated consumers (DCs) under the Performance, Achieve and Trade (PAT) Scheme of the Government of India? (Y/N) If yes, disclose whether targets set under the PAT scheme have been achieved. In case targets have not been achieved, provide the remedial action taken, if any. **No**
- Provide details of the following disclosures related to water, in the following format:
The Bank's usage of water is restricted to human consumption purposes only. Efforts have been made to ensure that water is consumed judiciously in the office premises. The Corporation ensures that the domestic waste (sewage) from office and branches are not let into water bodies.
- Has the entity implemented a mechanism for Zero Liquid Discharge? If yes, provide details of its coverage and implementation.
No
- Please provide details of air emissions (other than GHG emissions) by the entity, in the following format: **Not Applicable**
- Provide details of greenhouse gas emissions (Scope 1 and Scope 2 emissions) & its intensity, in the following format: **Not Applicable**
- Does the entity have any project related to reducing Green House Gas emission? If Yes, then provide details. **Not Applicable**
- Provide details related to waste management by the entity, in the following format:

Parameter	FY 2022-23 Current Financial Year	FY 2021-22 Previous Financial Year
Total Waste generated		
Plastic waste (A)	*	*
E-waste (B)(₹ In lakh)**	5.45	806.55
Bio-medical waste (C)	Not Applicable	Not Applicable
Construction and Demolition waste (D)		
Battery waste (E)		
Radioactive waste (F)		
Other Hazardous waste. Please specify, if any. (G)		
Other Non-hazardous Waste generated (H). Please specify, if any. (Break-up by composition i.e. by materials relevant to the sector)		
Total (A+B + C + D + E + F + G + H)	5.45	806.55

*Wastes are disposed off through authorized re-sellers.

** Weight wise data not available.

9. Briefly describe the waste management practices adopted in your establishments. Describe the strategy adopted by your company to reduce usage of hazardous and toxic chemicals in your products and processes and the practices adopted to manage such wastes.

Wastes are disposed off through authorized re-sellers as per guidelines. Equipment used are compliant to latest guidelines. No usage of hazardous and toxic chemicals in our products.

10. If the entity has operations/offices in/around ecologically sensitive areas (such as national parks, wildlife sanctuaries, biosphere reserves, wetlands, biodiversity hotspots, forests, coastal regulation zones etc.) where environmental approvals / clearances are required, please specify details in the following format: Not Applicable
11. Details of environmental impact assessments of projects undertaken by the entity based on applicable laws, in the current financial year: **Not Applicable**
12. Is the entity compliant with the applicable environmental law/ regulations/ guidelines in India; such as the Water (Prevention and Control of Pollution) Act, Air (Prevention and Control of Pollution) Act, Environment protection act and rules thereunder (Y/N). If not, provide details of all such non-compliances, in the following format: **Yes**

Leadership Indicators

1. Provide break-up of the total energy consumed (in Joules or multiples) from renewable and non-renewable sources, in the following format:

Parameter	FY 2022-23 Current Financial Year	FY 2021-22 Previous Financial Year
From renewable sources		
Total electricity consumption (A)	Nil	Nil
Total fuel consumption (B)	Nil	Nil
Energy consumption through other sources (C)	Nil	Nil
Total energy consumed from renewable sources (A+B+C)	Nil	Nil
From non-renewable sources		
Total electricity consumption (D)	lakh kwh	597.03 lakh kwh
Total fuel consumption (E)	Nil	Nil
Energy consumption through other sources (F)	Nil	Nil
Total energy consumed from renewable sources (D+E+F)	597.03 lakh kwh	597.03 lakh kwh

2. Provide the following details related to water discharged: Not Applicable

Parameter	FY 2022-23 Current Financial Year	FY 2021-22 Previous Financial Year
Water discharge by destination and level of treatment (in kilolitres)		
(i) Surface water		
- No treatment		
- With treatment – please specify level of treatment		
(ii) Groundwater		
- No treatment		
- With treatment – please specify level of treatment		
(iii) Third party water		
- No treatment	Not Applicable	Not Applicable
- With treatment – please specify level of treatment		
(iv) Seawater / desalinated water		
- No treatment		
- With treatment – please specify level of treatment		
(v) Others		
- No treatment		
- With treatment – please specify level of treatment		
Total water discharged (in kilolitres)		

3. Water withdrawal, consumption and discharge in areas of water stress (in kilolitres): **Not Applicable**

4. Please provide details of total Scope 3 emissions & its intensity, in the following format: **Not Applicable**

5. With respect to the ecologically sensitive areas reported at Question 10 of Essential Indicators above, provide details of significant direct & indirect impact of the entity on biodiversity in such areas along-with prevention and remediation activities. **Not Applicable**

6. If the entity has undertaken any specific initiatives or used innovative technology or solutions to improve resource efficiency, or reduce impact due to emissions / effluent discharge / waste generated, please provide details of the same as well as outcome of such initiatives: **Not Applicable**

7. Does the entity have a business continuity and disaster management plan? Give details in 100 words/ web link.

Yes, Our Bank has a Board approved BCP/ DR policy and it is circulated to all concerned for implementation. Each Department has identified its critical business functions and had a plan of action for resumption & recovery of critical Business processes in case of any eventuality/ disaster. The DR drills are being conducted by respective Departments for ensuring the robustness of the DR arrangements. Each branch has identified & linked to two nearby branches and are mapped by ROs to ensure the immediate start of all business activity of the Branch affected vide Circular no. 2986 dated 04.02.2022. The DR Drills are being carried out at periodic intervals for ensuring robust working of critical systems. The result of the DR drills is recorded & is being shared to respective verticals to take appropriate remedial /recovery measures.

8. Disclose any significant adverse impact to the environment, arising from the value chain of the entity. What mitigation or adaptation measures have been taken by the entity in this regard?

No Adverse impact on the environment.

9. Percentage of value chain partners (by value of business done with such partners) that were assessed for environmental impacts. **Not Applicable**

PRINCIPLE 7 Businesses, when engaging in influencing public and regulatory policy, should do so in a manner that is responsible and transparent

Essential Indicators

1. a. Number of affiliations with trade and industry chambers/ associations. - **9**
- b. List the top 10 trade and industry chambers/ associations (determined based on the total members of such body the entity is a member of/ affiliated to.

S. No.	Name of the trade and industry chambers/ associations	Reach of trade and industry chambers/ associations (State/National)
1	All India Central Bank Employees Federation (AICBEF)-	National
2	All India Central Bank Officers' Federation (AICBOF)-	National
3	All India Central Bank Officers' Association (AICBOA)-	National
4	All India Central Bank Employees' Congress (AICBEC)-	National
5	Central Bank Employees' Federation of India (CBEFI)-	National
6	Rashtriya Central bank Officers Congress (RCBOC)-	National
7	All India Central Bank Workers' Organization (AICBWO)-	National
8	Central Bank Karmachari Sena (CBKS)-	State
9	All India Central Bank Staff Federation (AICBSF)	State
10	Central Bank Soshit Karmachari Sangha (CBSK)	State

Leadership Indicators

2. Provide details of corrective action taken or underway on any issues related to anticompetitive conduct by the entity, based on adverse orders from regulatory authorities.

Name of authority	Brief of the case	Corrective action taken
		Nil

Leadership Indicators

1. Details of public policy positions advocated by the entity:

S. No.	Public policy advocated	Method resorted for such advocacy	Whether information available in public domain? (Yes/No)	Frequency of Review by Board (Annually/ Half yearly/ Quarterly / Others – please specify)	Web Link, if available
1.	KYC-AML Policy	Bank's	YES	ANNUAL	https://www.centralbankofindia.co.in/en
2.	Government Business Policy	Internal Policy	YES	ANNUAL	
3.	Cheque Collection Policy		YES	ANNUAL	
4.	Policy on Bank Deposits		YES	ANNUAL	
5.	Policy on Safe Deposit Locker		YES	ANNUAL	
6.	Record Maintenance Policy		YES	ANNUAL	

S. No.	Public policy advocated	Method resorted for such advocacy	Whether information available in public domain? (Yes/No)	Frequency of Review by Board (Annually/ Half yearly/ Quarterly / Others – please specify)	Web Link, if available
7.	Policy for settlement of claim of Deceased depositors and return of Articles in safe Deposit Lockers/ Safe Custody and Policy for Settlement of claims in respect of Missing Persons		YES	ANNUAL	
8.	Policy for Senior Citizens/ Disabled/ Incapacitated Account holders		YES	ANNUAL	
9.	Compensation Policy		YES	ANNUAL	
10.	Policy on Customer Grievances Redressal Mechanism		YES	ANNUAL	
11.	Customer Rights Policy		YES	ANNUAL	

PRINCIPLE 8 Businesses should promote inclusive growth and equitable development

Essential Indicators

- Details of Social Impact Assessments (SIA) of projects undertaken by the entity based on applicable laws, in the current financial year. **Not Applicable**
- Provide information on project(s) for which ongoing Rehabilitation and Resettlement (R&R) is being undertaken by your entity, in the following format: **Not Applicable**
- Describe the mechanisms to receive and redress grievances of the community.
Grievance redressing mechanism is in place as per policy.
- Percentage of input material (inputs to total inputs by value) sourced from suppliers:
No such data available.

Leadership Indicators

- Provide details of actions taken to mitigate any negative social impacts identified in the Social Impact Assessments (Reference: Question 1 of Essential Indicators above): **No negative social impact reported.**
- Provide the following information on CSR projects undertaken by your entity in designated aspirational districts as identified by government bodies: **Not applicable**
- (a) Do you have a preferential procurement policy where you give preference to purchase from suppliers comprising marginalized /vulnerable groups? **Yes**
(b) From which marginalized /vulnerable groups do you procure? **Micro & Small Enterprises**
(c) What percentage of total procurement (by value) does it constitute? **No such data available**
- Details of the benefits derived and shared from the intellectual properties owned or acquired by your entity (in the current financial year), based on traditional knowledge: **Not Available**
- Details of corrective actions taken or underway, based on any adverse order in intellectual property related disputes wherein usage of traditional knowledge is involved. **Not Available**
- Details of beneficiaries of CSR Projects: **Not Available**

PRINCIPLE 9 Businesses should engage with and provide value to their consumers in a responsible manner

Essential Indicators

- Describe the mechanisms in place to receive and respond to consumer complaints and feedback.

Grievance Redressal Mechanism:

To meet the needs of the Bank, the Grievance Redressal Mechanism has been improved. At each level of the Grievance Redressal Mechanism, duties and responsibilities have been clearly recognised and defined. To speed up the grievance redressal process, mechanisms for resolving complaints and Standard Operating Procedures have been created at all levels.

Grievance Redressal Policy: -

This policy aims at minimizing instances of customer complaints and grievances through proper service delivery and review mechanisms and to ensure prompt redressal of customer complaints and grievances. The review mechanism should help in identifying shortcomings in product features and service delivery.

Customer care details on the website:-

The Bank has updated call centers details, helpline numbers for internet banking, mobile banking, UPI and BHIM app, NEFT handling team, nodal officers for pension, Banking Ombudsman, Customer Service, and Grievance Redressal nodal officer at Regional Office and Zonal Office on its website. The web link for the same is https://www.centralbankofindia.co.in/en/customer_care.

Further complaints can be submitted through Central Bank of India customer login <https://centralbankofindia.co.in/ogrs/customerlogin>.

- Turnover of products and/ services as a percentage of turnover from all products/service that carry information about:

	As a percentage to total turnover
Environmental and social parameters relevant to the product	Not Applicable
Safe and responsible usage	
Recycling and/or safe disposal	

- Number of consumer complaints in respect of the following:

	FY 2022-23 Current Financial Year			FY 2021-22 Previous Financial Year		
	Filed during the year	Pending resolution at the end of year	Remarks	Filed during the year	Pending resolution at the end of year	Remarks
Data privacy	-	-	-	-	-	-
Advertising	-	-	-	-	-	-
Cyber-security	-	-	-	-	-	-
Delivery of Essential services	-	-	-	-	-	-
Restrictive Trade Practices	-	-	-	-	-	-
Unfair Trade Practices	-	-	-	-	-	-
Other	146352	2116	All resolved	183566	923	All resolved

- Details of instances of product recalls on account of safety issues: **Not Applicable**
- Does the entity have a framework/ policy on cyber security and risks related to data privacy? (Yes/No) If available, provide a web-link of the policy.

Yes, Since this is an internal document and not available on website.

6. Provide details of any corrective actions taken or underway on issues relating to advertising, and delivery of essential services; cyber security and data privacy of customers; re-occurrence of instances of product recalls; penalty / action taken by regulatory authorities on safety of products / services.

Corrective actions taken on issues relating to cyber security include:

- **2FA for digital transactions**
- **SMS to customers**
- **Alert Monitoring**

Leadership Indicators

1. Channels/platforms where information on products and services of the entity can be accessed (provide web link, if available).
 - a) **website <https://www.centralbankofindia.co.in/en>,**
 - b) **Mobile Banking application in the name of “Cent Mobile” available at the play store (<https://play.google.com/store/apps/details?id=com.infrasofttech.CentralBank>) and app store (<https://apps.apple.com/in/app/centmobile/id1053790727>),**
 - c) **Mobile Passbook application in the name of “Cent m-Passbook” available at the play store (<https://play.google.com/store/apps/details?id=com.mobile.cbiepassbook>) and app store (<https://apps.apple.com/in/app/cent-m-passbook/id950604171>)**
 - d) **Mobile UPI application in the name of “BHIM Cent UPI” available at the play store (<https://play.google.com/store/apps/details?id=com.infrasofttech.centralbankupi>) and app store (<https://apps.apple.com/in/app/bhim-cent-upi/id1282995874>)**
 - e) **Social media network over Youtube (https://www.youtube.com/channel/UCAIZ_H8-YpEOfQ0VeQ_XsnQ), Twitter (https://twitter.com/centralbank_in), Facebook (<https://www.facebook.com/CentralBankofIndia>), LinkedIn (<https://www.linkedin.com/company/centralbankofindia>) and Instagram (<https://www.instagram.com/centralbankofindiaofficial>)**
 - f) **Toll-free number 1800 22 1911.**

2. Steps taken to inform and educate consumers about safe and responsible usage of products and/or services.
We are taking the following necessary steps for educating customers about the safe and responsible usage of Banks products and services:

- a) **Customers are informed about security tips via social media platforms such as Facebook, LinkedIn, Instagram, YouTube, and Twitter.**
- b) **Other platforms, such as Internet Banking and Mobile Banking, are used to raise awareness.**
- c) **Customers are receiving Security Awareness Messages through SMS from the Bank.**
- d) **Bank customers receive Cyber Security Awareness Tips through SMS when they receive transactional SMS/OTP SMS.**
- e) **For customer awareness, security awareness messages are displayed on ATM slips.**
- f) **Various Security Awareness Standees are prominently presented.**

3. Mechanisms in place to inform consumers of any risk of disruption/discontinuation of essential services.
Customers are informed through SMS or mail about any disruption due to technical reasons.

4. Does the entity display product information on the product over and above what is mandated as per local laws? If yes, provide details in brief.

No

Did your entity carry out any survey with regard to consumer satisfaction relating to the major products/services of the entity, significant locations of operation of the entity or the entity as a whole? (Yes/No)

Yes

5. Provide the following information relating to data breaches:
 - a. **Number of instances of data breaches along-with impact** – No instance Reported yet
 - b. **Percentage of data breaches involving personally identifiable information of customers** – Not Applicable

STRATEGY
NOTICE
REPORTS
FINANCIALS

Dividend Distribution Policy of Bank

Bank has framed Dividend Distribution Policy and the same is available on Bank's website i.e
<https://centralbankofindia.co.in/sites/default/files/Dividend%20Distribution%20Policy%202023-24.pdf>

CHHAJED & DOSHI

Chartered Accountants
101, Hubtown Solaris, N.S. Phadke Marg,
Andheri (East), Mumbai - 400069

KISHORE & KISHORE

Chartered Accountants
C-7, Sector E (New), Aliganj,
Lucknow- 226024

A S K A & CO.

(Formerly Ambekar Shelar Karve & Ambardekar)
Chartered Accountants
501, Mirage Arcade, Opp. Ganesh Mandir,
Off. Phadke Road, Dombivli (East), Mumbai -421201

A.R. & Co

Chartered Accountants
A-403, Gayatri Apartments
Airlines Group Housing Society Plot No 27,
Sector -10, Dwarka, New Delhi – 110075

INDEPENDENT AUDITORS' REPORT

To

The Members of
Central Bank of India
Mumbai

Report on Audit of the Standalone Financial Statements

Opinion

1. We have audited the accompanying standalone financial statements of Central Bank Of India ('the Bank'), which comprise the Standalone Balance Sheet as at 31st March 2023, the Standalone Profit and Loss Account and the Standalone Cash Flow Statement for the year then ended, and notes to Standalone Financial Statements including a summary of significant accounting policies and other explanatory information in which are included the returns for the year ended on that date of the Head Office, 12 Zones and
 - i. 1 Specialized Integrated Treasury Branch audited by us
 - ii. 20 branches audited by us
 - iii. 1507 branches audited by respective statutory branch auditors.

The branches audited by us and those audited by other auditors have been selected by the Bank in accordance with the guidelines issued to the Bank by the Reserve Bank of India. Also incorporated in the Standalone Balance Sheet, the Standalone Profit and Loss Account and the Standalone Cash Flow Statement are the returns from 2966 branches which have not been subjected to audit. These unaudited branches account for 24.65 per cent of advances, 44.21 per cent of deposits, 29.45 per cent of interest income and 42.05 per cent of interest expenses.

In our opinion and to the best of our information and according to the explanations given to us, the aforesaid standalone financial statements give the information required by the Banking Regulation Act, 1949 (hereinafter referred to as "the Act") in the manner so required for the Bank and are in conformity with accounting principles generally accepted in India and:

- a) the Standalone Balance Sheet, read with the notes thereon is a full and fair Balance Sheet containing all the necessary particulars, is properly drawn up so as to exhibit a true and fair view of the state of affairs of the Bank as at 31st March, 2023;
- b) the Standalone Profit and Loss Account, read with the notes thereon shows a true balance of profit for the year ended on that date; and
- c) the Standalone Cash Flow Statement gives a true and fair view of the cash flows for the year ended on that date.

Basis for Opinion

2. We conducted our audit in accordance with the Standards on Auditing ("SAs") issued by the Institute of Chartered Accountants of India ("ICAI"). Our responsibilities under those Standards are further described in the "Auditors' Responsibilities for the Audit of the Standalone Financial Statements" section of our report. We are independent of the Bank in accordance with the Code of Ethics issued by the Institute of Chartered Accountants of India together with ethical requirements that are relevant to our audit of the Standalone Financial Statements prepared in accordance with the accounting principles generally accepted in India, including the Accounting Standards issued by the ICAI, and provisions of section 29 of the Banking Regulation Act, 1949 and circulars and guidelines issued by the Reserve Bank of India ("RBI") from time to time and we have fulfilled our other ethical responsibilities in accordance with these requirements and the Code of Ethics. We believe that the audit evidence we have obtained is sufficient and appropriate to provide a basis for our opinion on the standalone financial statements.

Emphasis of Matter

3. We draw attention to:

- a) Note no. 14 (h) of the Statement regarding amortization of additional liability on revision of family pension amounting to ₹ 821.95 crore. The Bank has charged an amount of ₹ 164.40 crore to

the Profit and Loss Account for the year ended 31st March 2023 and the balance unamortised expense of ₹ 113.03 crore has been carried forward pursuant to RBI circular no. RBI/2021-22/105 DORACC. REC.57/21.04.018/2021-22 dt.4th October,2021.

- b) Note no. 15 (g) of the Statement regarding deferred tax, wherein on the basis of tax review made by the Bank's management with respect to the possible tax benefits arising out of the timing difference, the net deferred tax asset of ₹ 5798.91 crore is recognised as on 31st March 2023(₹ 6862.05 crore as on 31st March 2022).
- c) Note no. 15 (a) of the Statement regarding accounting of Performance Link Incentive to employees on accrual basis during the year which was being done on cash basis in earlier years resulting in decrease of profit by ₹ 104.24 crore.

- d) Note No. 4 (h) of the Statement, which describes the uncertainties due to the COVID-19 pandemic and management's evaluation of impact on the Bank's financial performance which will depend on future developments, which are uncertain.

Our opinion is not modified in respect of these matters. Key Audit Matters

4. Key audit matters are those matters that, in our professional judgment, were of most significance in our audit of the standalone financial statements for the year ended 31st March 2023. These matters were addressed in the context of our audit of the standalone financial statements as a whole, and in forming our opinion thereon, and we do not provide a separate opinion on these matters. We have determined the matters described below to be the key audit matters to be communicated in our report.

Key Audit Matters

1. Identification and provisioning of non-performing advances made in accordance with the prudential norms prescribed by Reserve Bank of India on Income recognition, Asset Classification and provisioning pertaining to Advances (refer Schedule 9 read with Note 2 of Schedule 17 to the standalone financial statements)

Advances comprise substantial portion of the Bank's total assets. Identification of non-performing advances (NPAs) is carried out, based on system identification, by the Core Banking Solution (CBS) software in operation based on the various controls and logic embedded therein.

Provisions in respect of such NPAs and restructured advances are made based on management's assessment of the degree of impairment of the advances subject to and guided by the minimum provisioning levels prescribed under RBI guidelines, prescribed from time to time. The provisions on NPAs are also based on the valuation of the security available. In case of restructured accounts, provision is made in accordance with the RBI guidelines. We identified NPA identification and provision on loans and advances as a key audit matter because of the significant efforts involved by the management in identifying NPAs based on the RBI Guidelines, the level of management judgement involved in determining the provision (including the provisions on assets which are not classified as NPAs), the valuation of security of the NPAs and on account of the significance of these estimates to the standalone financial statements of the Bank.

Auditors' response

Our audit approach included assessment of the design, operating effectiveness of key internal controls over approval, recording and monitoring of loans and substantive audit procedures in respect of income recognition, asset classification and provisioning pertaining to advances.

In particular:

- We have evaluated and understood the Bank's internal control system in adhering to the relevant RBI guidelines regarding income recognition, asset classification and provisioning pertaining to advances.
- We assessed and evaluated the process of identification of NPAs, and corresponding reversal of income and creation of provision.
- We have analyzed and understood key IT systems/ applications used operational effectiveness of relevant controls including involvement of manual process and manual controls in relation to income recognition, asset classification and provisioning pertaining to advances.

In order to ensure the effectiveness of the operation of the key controls and compliance to the directions of the RBI, we have verified whether both CBS system and the management have:

- timely recognized the depletion in the value of available security.
- made adequate provisioning based on such time-to-time monitoring and identification of asset classification including accounts which meet the criteria for asset classification benefit in accordance with the Reserve Bank of India COVID-19 Regulatory Package.

Key Audit Matters

Auditors' response

2. Investments

Investment portfolio of the Bank comprises of investments in government securities, bonds, debentures, shares, security receipts and other approved securities which are classified under three categories, Held to Maturity, Available for Sale and Held for Trading. Investments comprise a substantial portion of the Bank's total assets.

Valuation of Investments, identification of Non-Performing Investments (NPI) and the corresponding non-recognition of income and provision thereon, is carried out in accordance with the relevant circulars / guidelines / directions of RBI. (refer Schedule 8 read with Note 5 of Schedule 17 to the standalone financial statements)

The valuation of each type of aforesaid security is to be carried out as per the methodology prescribed in the circulars and directives issued by the RBI which involves collection of data/ information from various sources such as FBIL rates, rates quoted on BSE/ NSE, financial statements of unlisted companies, NAV in case of security receipts etc.

As per the RBI directions, there are certain investments that are valued at market price however certain investments are based on the valuation methodologies that include statistical models with inherent assumptions, assessment of price for valuation based on financial statements etc. The price discovered for the valuation of these Investments is only a fair assessment of the Investments.

Hence, the valuation of Investments requires special attention and further in view of the significance of the amount of Investments in the financial statements, the same has been considered as Key Audit Matter in our audit.

- We placed reliance upon the Independent Auditor's Report of the respective Branch Auditors with respect to income recognition, asset classification and provisioning as well as Memorandum of changes suggested both at the branches and at Head Office.

Our audit approach towards Investments with reference to the RBI circulars/ directives included the review and testing of the design, operating effectiveness of internal controls and substantive audit procedures in relation to valuation, classification, identification of Non-Performing Investments, provisioning/ depreciation related to Investments. In particular:

- We assessed and understood the system and internal control as laid down by the Bank to comply with relevant RBI guidelines regarding valuation, classification, identification of Non- Performing Investments, Provisioning and depreciation on Investments.
- Tested accuracy and compliance for selected sample of investments with the RBI Master circulars and directions by re-performing valuation for each category of security in accordance with the RBI guidelines.
- We assessed and evaluated the process of identification of NPIs, and corresponding reversal of income and creation of provision.
- We carried out substantive audit procedures to re-compute independently the provision to be created and depreciation to be provided.
- We assessed that the standalone financial statement disclosures appropriately reflected the Bank's investment and provision risk with the inc

STRATEGY

NOTICE

REPORTS

FINANCIALS

Key Audit Matters

Auditors' response

3. Information technology (IT) systems used in financial reporting process

The Bank's operational and financial reporting processes are dependent on IT systems run through Core Banking Solutions (CBS) and other integrated software with automated processes and controls large volume of transactions.

The process and controls are to ensure appropriate user access and management processes in use.

The Bank has an in-house Department of Information & technology (DIT) run under the supervision of the top management and with the support of expert consulting agencies, for maintaining IT services.

Accordingly, our audit was focused on key IT systems and controls due to the pervasive impact on the standalone financial statements and the same has been considered as Key Audit Matter in our audit.

We conducted an assessment and identified key IT applications, database and operating systems that are relevant to our audit and have identified CBS and Treasury System primarily as relevant for financial reporting. For the key IT systems pertaining to CBS and treasury operations used to prepare accounting and financial information, our areas of audit focus included Access Security (including controls over privileged access), application change controls, database management and network operations. In particular:

- We obtained an understanding of the Bank's IT control environment and key changes during the audit period that may be relevant to the audit.
- We tested the design, implementation and operating effectiveness of the Bank's General IT controls over the key IT systems that are critical to financial reporting including obtaining reports from independent experts. This included evaluation of Bank's controls to evaluate segregation of duties and access rights being provisioned / modified based on duly approved requests, access for exit cases being revoked in a timely manner.
- We also tested key automated and manual business cycle controls and logic for system generated reports relevant to the audit; including testing of compensating controls or performed alternate procedures to assess whether there were any unaddressed IT risks that would materially impact the standalone financial statements, information other than the standalone Financial Statements and Auditors' Report thereon.

4. Provisions, Contingent Liabilities and Claims:

Assessment of Provisions and Contingent Liability in respect of certain litigations on various claims filed by other parties not acknowledged as debt (Note No. 13 of Schedule 17 and Note No. 15. i. of Schedule 18).

There is high level of judgement required in estimating the level of provisioning. The Bank's assessment is supported by the facts of matter, their own judgement, past experience, and advice from legal and independent experts wherever considered necessary. Accordingly, unexpected adverse outcomes may significantly impact the Bank's reported profit and state of affairs presented in Balance Sheet.

Contingent Liability is a possible obligation, outcome of which is contingent upon occurrence or non-occurrence of one or more uncertain future events. In the judgement of the management, such claims and litigations including tax demands against the bank would not eventually lead to a liability.

However, unexpected adverse outcomes may significantly impact the Bank's reported financial results which is uncertain/ unascertainable at this stage.

Considering the uncertainty relating to the outcome of these matters which requires application of judgment in interpretation of law, this has been determined as a key Audit Matter.

We have obtained an understanding of Internal Controls relevant to the audit in order to design our audit procedures that are appropriate in the circumstances.

We broadly reviewed the underlying assumptions and estimates used by the management for provisioning but as the extent of impact is dependent on future developments which are highly uncertain, we primarily relied on those assumptions and estimates, which are subject matter of periodic review by the Bank.

We have relied upon the management note and legal opinions obtained by the bank regarding the claims and tax litigations and involved our internal team to review the nature of such litigations and claims, their current status, sustainability, examining recent orders and/or communication received from various tax authorities/ judicial forums and follow up actions thereon and likelihood of claims/litigations materializing into eventual liability upon final resolution, from the available records and developments to date.

Information other than the Standalone Financial Statements and Auditors' report thereon

5. The Bank's Board of Directors is responsible for the other information. The other information comprises the Corporate Governance Report, which we obtained at the time of issuance of this auditors' report, and the Directors' Report including annexures, and Management Discussion and Analysis which is expected to be made available to us after that date but does not include the standalone financial statements and our auditor's report thereon.

Our opinion on the standalone financial statements does not cover the other information and the Pillar 3 disclosures under Capital Adequacy Framework (Basel III disclosures) and we do not express any form of assurance conclusion thereon.

In connection with our audit of the standalone financial statements, our responsibility is to read the other information and, in doing so, consider whether the other information is materially inconsistent with the standalone financial statements, or our knowledge obtained in the audit or otherwise appears to be materially misstated.

If, based on the work we have performed on the other information that we obtained prior to the date of auditors' report, we conclude that there is a material misstatement of this other information, we are required to report that fact. We have nothing to report in this regard.

When we read the Directors' Report including annexures, and Management Discussion and Analysis, if we conclude that there is material misstatement therein, we are required to communicate the matter to those charged with governance and determine the actions under the applicable laws and regulations.

Responsibilities of Management and Those Charged With Governance for the Standalone Financial Statements

6. The Bank's Board of Directors is responsible with respect to the preparation of these standalone financial statements that give a true and fair view of the financial position, financial performance and cash flows of the Bank in accordance with the accounting principles generally accepted in India, including the applicable Accounting Standards, and provisions of Section 29 of the Banking Regulation Act, 1949 and circulars and guidelines issued by the Reserve Bank of India ("RBI") from time to time ("RBI guidelines") and judicial pronouncements. This responsibility also includes maintenance of adequate accounting records in accordance with the provisions of the Act for safeguarding of the assets of the Bank and for preventing and detecting frauds and other irregularities; selection and application of appropriate accounting

policies; making judgments and estimates that are reasonable and prudent; and design, implementation and maintenance of adequate internal controls, that were operating effectively for ensuring the accuracy and completeness of the accounting records. The Bank's Board of Directors is responsible for ensuring that adequate disclosures are made in the financial statements. The Bank's Board of Directors is responsible for ensuring that adequate disclosures are made in the financial statements. The Bank's Board of Directors is responsible for ensuring that adequate disclosures are made in the financial statements.

STRATEGY

NOTICE

REPORTS

FINANCIALS

- Evaluate the appropriateness of accounting policies used and the reasonableness of accounting estimates and related disclosures made by management.
- Conclude on the appropriateness of management's use of the going concern basis of accounting and, based on the audit evidence obtained, whether a material uncertainty exists related to events or conditions that may cast significant doubt on the Bank's ability to continue as a going concern. If we conclude that a material uncertainty exists, we are required to draw attention in our auditor's report to the related disclosures in the standalone financial statements or, if such disclosures are inadequate, to modify our opinion. Our conclusions are based on the audit evidence obtained up to the date of our auditor's report. However, future events or conditions may cause the Bank to cease to continue as a going concern.
- Evaluate the overall presentation, structure and content of the Standalone financial statements, including the disclosures, and whether the Standalone financial statements represent the underlying transactions and events in a manner that achieves fair presentation.

Materiality is the magnitude of the misstatements in the standalone financial statements that, individually or aggregate, makes it probable that the economic decisions of a reasonably knowledgeable user of the standalone financial statements may be influenced. We consider quantitative materiality and qualitative factors in (i) planning of the scope of our audit work and in evaluating the results of our work; and (ii) to evaluate the effect of any identified misstatement in the standalone financial statements.

We communicate with those charge with governance regarding, among other matters, the planned scope and timing of the audit and significant audit findings, including any significant deficiencies in internal control that we identify during our audit.

We also provide those charged with governance with a statement that we have complied with relevant ethical requirements regarding independence, and to communicate with them all relationships and other matters that may reasonably be thought to bear on our independence, and where applicable, related safeguards.

From the matters communicated with those charged with governance, we determine those matters that were of most significance in the audit of the Standalone financial statements of the current period and are therefore the key audit matters.

We describe these matters in our auditors' report unless law or regulation precludes public disclosure about the matter or when, in extremely rare circumstances, we determine that a matter should not be communicated in our report because the adverse consequences of doing so would reasonably be expected to outweigh the public interest benefits of such communication.

Other Matters

8. We did not audit the financial statements/ information of 1507 branches included in the standalone financial statements of the Bank whose financial statements / financial information reflect total assets of ₹ 2,07,308 crore as at 31st March 2023 and total revenue of ₹ 6,763 crore for the year ended on that date, as considered in the standalone financial statements. These branches cover 34.16 per cent of advances, 51.10 per cent of deposits and 19.30 per cent of non-performing assets as at 31st March 2023 and 40.23 per cent of revenue for the year ended on that date. The financial statements/ information of these branches have been audited by the branch auditors whose reports have been furnished to us, and our opinion in so far as it relates to the amounts and disclosures included in respect of branches, is based solely on the report of such branch auditors.
9. In the conduct of our audit, we have taken note of the unaudited returns in respect of 2966 branches certified by the respective branch's management whose financial statements/ information reflect total assets of ₹ 90,252 crore as at 31st March 2023 and total revenue of ₹ 5,393 crore for the year ended on that date. These unaudited branches cover 24.65 per cent of advances, 44.21 per cent of deposits and 13.43 per cent of non-performing assets as on 31st March 2023 and 32.08 per cent of revenue for the year then ended.

Our opinion is not modified in respect of the above matters.

Report on Other Legal and Regulatory Requirements

10. The standalone Balance sheet and the standalone Profit and Loss Account have been drawn up in accordance with Section 29 of the Banking Regulation Act, 1949;

Subject to the limitations of the audit indicated in paragraphs 5 to 9 above and as required by the Banking Companies (Acquisition and Transfer of Undertakings) Act, 1970/1980, and subject also to the limitations of disclosure required therein, we report that:

- a) We have obtained all the information and explanations which, to the best of our knowledge and belief, were necessary for the purposes of our audit and have found them to be satisfactory.
- b) The transactions of the Bank, which have come to our notice, have been within the powers of the Bank; and

- c) The returns received from the offices and branches of the Bank have been found adequate for the purposes of our audit.
11. As required by letter No. DOS.ARG.No. 6270/08.91.001/2019-20 dated March 17, 2020 on "Appointment of Statutory Central Auditors (SCAs) in Public Sector Banks – Reporting obligations for SCAs from FY 2019-20", read with subsequent communication dated May 19, 2020 issued by the RBI, we further report on the matters specified in paragraph 2 of the aforesaid letter as under:
- In our opinion, the aforesaid standalone financial statements comply with the applicable Accounting Standards issued by ICAI, to the extent they are not inconsistent with the accounting policies prescribed by RBI.
 - There are no observations or comments on financial transactions or matters which have any adverse effect on the functioning of the Bank.
 - As the Bank is not registered under the Companies Act, 2013 the disqualifications from being a director of the bank under sub-section (2) of Section 164 of the Companies Act, 2013 do not apply to the bank.
 - There are no qualifications, reservations or adverse remarks relating to the maintenance of accounts and other matters connected therewith.
 - Our audit report on the adequacy and operating effectiveness of the Bank's internal financial controls

FOR CHHAJED & DOSHI
CHARTERED ACCOUNTANTS
F.R. No.101794W

(CA NITESH JAIN)
PARTNER
M.No.136169
UDIN:23136169BGWXJL7351

FOR KISHORE & KISHORE
CHARTERED ACCOUNTANTS
F.R. No. 000291N

(CA AKHILESH K. MATHUR)
PARTNER
M. No. 509176
UDIN:23509176BGWZAV5876

Place : Mumbai
Date : April 29, 2023

- over financial reporting as required by the RBI Letter No. DOS. ARG. No. 6270/ 08.91.001/2019-20 dated March 17, 2020 (as amended) is given in Annexure A to this report. Our report expresses an unmodified opinion on the Bank's internal financial controls over financial reporting with reference to the standalone financial statements as at 31st March 2023.
12. We further report that:
- in our opinion, proper books of account as required by law have been kept by the Bank so far as it appears from our examination of those books and proper returns adequate for the purposes of our audit have been received from branches not visited by us.
 - the standalone Balance Sheet, the standalone Profit and Loss Account and the Standalone Cash Flow Statement dealt with by this report are in agreement with the books of account and with the returns received from the branches not visited by us.
 - the reports on the accounts of the branch offices audited by branch auditors of the Bank under section 29 of the Banking Regulation Act, 1949 have been sent to us and have been properly dealt with by us in preparing this report; and
 - In our opinion, the Standalone Balance Sheet, the Standalone Profit and Loss Account and the Standalone Cash Flow Statement comply with the applicable accounting standards, to the extent they are not inconsistent with the accounting policies prescribed by RBI.

FOR A S K A & CO.
CHARTERED ACCOUNTANTS
F.R. No.122063W

(CA SUHAS AMBEKAR)
PARTNER
M.No.101373
UDIN:23101373BGWJWE4209

FOR A.R. & CO.
CHARTERED ACCOUNTANTS
F.R. No.002744C

(CA ANIL GAUR)
PARTNER
M.No.017546
UDIN:23017546BGWILP9549

ANNEXURE “A” TO THE INDEPENDENT AUDITORS’ REPORT

(Referred to in paragraph 11 (e) under ‘Report on Other Legal and Regulatory Requirements’ section of our report of even date)

Report on the Internal Financial Controls Over Financial Reporting as required by the Reserve Bank of India (the “RBI”) Letter DOS. ARG. No.6270/08.91.001/2019-20 dated March 17, 2020 (as amended) (the “RBI communication”)

1. We have audited the internal financial controls over financial reporting of Central Bank of India (“the Bank”) as at March 31, 2023 in conjunction with our audit of the standalone financial statements of the Bank for the year ended on that date which includes internal financial controls over financial reporting of the Bank’s branches.

Management’s Responsibility for Internal Financial Controls

2. The Bank’s management is responsible for establishing and maintaining internal financial controls based on the internal control over financial reporting criteria established by the Bank considering the essential components of internal control stated in the Guidance Note on Audit of Internal Financial Controls Over Financial Reporting issued by the Institute of Chartered Accountants of India. These responsibilities include the design, implementation and maintenance of adequate internal financial controls that were operating effectively for ensuring the orderly and efficient conduct of its business, including adherence to the Bank’s policies, the safeguarding of its assets, the prevention and detection of frauds and errors, the accuracy and completeness of the accounting records, and the timely preparation of reliable financial information, as required under the Banking Regulation Act, 1949 and the circulars and guidelines issued by the Reserve Bank of India.

Auditor’s Responsibility

3. Our responsibility is to express an opinion on the Bank’s internal financial controls over financial reporting based on our audit. We conducted our audit in accordance with the Guidance Note on Audit of Internal Financial Controls Over Financial Reporting (the “Guidance Note”) issued by the Institute of Chartered Accountants of India (the “ICAI”) and the Standards on Auditing (SAs) issued by the ICAI, to the extent applicable to an audit of internal financial controls. Those Standards and the Guidance Note require that we comply with ethical requirements and plan and perform the audit to obtain reasonable assurance about whether adequate internal financial controls over financial reporting were established and maintained and if such controls operated effectively in all material respects.

Our audit involves performing procedures to obtain audit

evidence about the adequacy of the internal financial controls over financial reporting and their operating effectiveness. Our audit of internal financial controls over financial reporting included obtaining an understanding of internal financial controls over financial reporting, assessing the risk that a material weakness exists, and testing and evaluating the design and operating effectiveness of internal financial controls based on the assessed risk. The procedures selected depend on the auditor’s judgement, including the assessment of the risks of material misstatement of the standalone financial statements, whether due to fraud or error.

We believe that the audit evidence we have obtained and the audit evidence obtained by the branch auditors, in terms of their reports referred to in the Other Matters paragraph below, is sufficient and appropriate to provide a basis for our audit opinion on the Bank’s internal financial controls over financial reporting.

Meaning of Internal Financial Controls Over Financial Reporting

4. A Bank’s internal financial controls over financial reporting is a process designed to provide reasonable assurance regarding the reliability of financial reporting and the preparation of standalone financial statements for external purposes in accordance with generally accepted accounting principles. A Bank’s internal financial controls over financial reporting includes those policies and procedures that (1) pertain to the maintenance of records that, in reasonable detail, accurately and fairly reflect the transactions and dispositions of the assets of the Bank; (2) provide reasonable assurance that transactions are recorded as necessary to permit preparation of standalone financial statements in accordance with generally accepted accounting principles, and that receipts and expenditures of the Bank are being made only in accordance with authorisations of management and directors of the Bank; and (3) provide reasonable assurance regarding prevention or timely detection of unauthorised acquisition, use, or disposition of the Bank’s assets that could have a material effect on the standalone financial statements.

Inherent Limitations of Internal Financial Controls Over Financial Reporting

5. Because of the inherent limitations of internal financial controls over financial reporting, including the possibility of collusion or improper management override of controls, material misstatements due to error or fraud may occur and not be detected. Also, projections of any

evaluation of the internal financial controls over financial reporting to future periods are subject to the risk that the internal financial controls over financial reporting may become inadequate because of changes in conditions, or that the degree of compliance with the policies or procedures may deteriorate.

Opinion

6. In our opinion, and to the best of our information and according to the explanations given to us and based on the consideration of the reports of the branch auditors referred to in the Other Matters paragraph below, the Bank has, in all material respects, adequate internal financial controls over financial reporting and such internal financial controls over financial reporting were operating effectively as at March 31, 2023, based on the criteria for internal control over financial reporting established by the Bank considering the essential components of internal control stated in the Guidance

FOR CHHAJED & DOSHI
CHARTERED ACCOUNTANTS
F.R. No.101794W

(CA NITESH JAIN)
PARTNER
M.No.136169
UDIN:23136169BGWXJL7351

FOR KISHORE & KISHORE
CHARTERED ACCOUNTANTS
F.R. No. 000291N

(CA AKHILESH K. MATHUR)
PARTNER
M. No. 509176
UDIN:23509176BGWZAV5876

Place : Mumbai
Date : April 29, 2023

Note on Audit of Internal Financial Controls Over Financial Reporting issued by the Institute of Chartered Accountants of India.

Other Matters

7. Our aforesaid report in so far as it relates to the operating effectiveness of internal financial controls over financial reporting of 106 (one hundred six) branches is based on the corresponding reports of the respective Central Statutory Auditors / Statutory Branch Auditors of those branches.

During our testing of the internal financial controls over financial reporting and based on the reports, certain matters were noticed by us where scope of improvement is there to further strengthen the process including but not limited to testing of Risk Control Matrix (RCM) at various departments of Head Office.

Our opinion is not modified in respect of this matter.

FOR A S K A & CO.
CHARTERED ACCOUNTANTS
F.R. No.122063W

(CA SUHAS AMBEKAR)
PARTNER
M.No.101373
UDIN:2310137BGWJWE4209

FOR A.R. & CO.
CHARTERED ACCOUNTANTS
F.R. No.002744C

(CA ANIL GAUR)
PARTNER
M.No.017546
UDIN:23017546BGWILP9549

Balance sheet

as at March 31, 2023

(000's Omitted)

PARTICULARS	SCHEDULE NO.	Year Ended 31-Mar-23 (₹)	Year Ended 31-Mar-22 (₹)
CAPITAL & LIABILITIES			
Capital	1	8,68,09,394	8,68,09,394
Reserves and Surplus	2	20,42,79,672	18,84,57,659
Deposits	3	3,59,29,64,686	3,42,69,19,375
Borrowings	4	8,11,87,478	7,47,43,610
Other Liabilities and Provisions	5	9,64,13,598	8,72,94,974
TOTAL		4,06,16,54,828	3,86,42,25,012
ASSETS			
Cash and Balances with Reserve Bank of India	6	27,43,29,198	38,03,36,974
Balances with Banks and Money at Call and Short Notice	7	16,66,67,335	15,06,06,268
Investments	8	1,36,58,34,760	1,40,78,69,475
Advances	9	2,02,98,43,065	1,68,17,35,000
Fixed Assets	10	4,77,62,762	4,95,50,429
Other Assets	11	17,72,17,708	19,41,26,866
TOTAL		4,06,16,54,828	3,86,42,25,012
Contingent Liabilities	12	1,32,45,34,193	1,79,59,77,498
Bills for Collection	-	11,03,90,657	11,37,50,285
Significant Accounting Policies	17		
Notes to Accounts	18		

The schedules referred to above form an integral part of the Balance Sheet.

VIVEK WAHI
Executive Director

RAJEEV PURI
Executive Director

M V MURALI KRISHNA
Executive Director

M V RAO
Managing Director & CEO

HARDIK M. SHETH
Director

P. J. THOMAS
Director

DINESH PANGTEY
Director

PRADIP P. KHIMANI
Director

As per our report of even date

For **CHHAJED & DOSHI**
Chartered Accountants
F.R. No. 101794W

For **A S K A & CO**
Chartered Accountants
F.R. No. 122063W

For **KISHORE & KISHORE**
Chartered Accountants
F.R. No. 000291N

For **A.R. & CO.**
Chartered Accountants
F.R. No. 002744C

(**CA NITESH JAIN**)
M. No. 136169

(**CA SUHAS AMBEKAR**)
M. No. 101373

(**CA AKHILESH K. MATHUR**)
M. No. 509176

(**CA ANIL GAUR**)
M. No. 017546

Place: Mumbai

Date: April 29, 2023

Profit and Loss Account

for the year ended March 31, 2023

(000's Omitted)

PARTICULARS	SCHEDULE NO.	As at 31-Mar-23 (₹)	As at 31-Mar-22 (₹)
I. INCOME			
Interest Earned	13	25,54,18,923	22,80,16,476
Other Income	14	4,08,37,083	2,96,84,840
TOTAL		29,62,56,006	25,77,01,316
II. EXPENDITURE			
Interest Expended	15	13,85,50,976	13,31,48,828
Operating Expenses	16	8,88,67,355	7,25,80,987
Provisions and Contingencies		5,30,15,663	4,15,23,220
TOTAL		28,04,33,994	24,72,53,035
III. PROFIT/(LOSS) FOR THE YEAR BEFORE PRIOR PERIOD ITEM			
		1,58,22,012	1,04,48,281
Less: Prior period Item		-	-
Net Profit / (Loss) for the Year after Prior period item		1,58,22,012	1,04,48,281
Profit / (loss) brought forward		-	-
TOTAL		1,58,22,012	1,04,48,281
IV. APPROPRIATIONS			
Transfer to :			
Statutory Reserve		39,55,503	26,12,100
Investment Fluctuation Reserve		5,47,509	65,80,920
Capital Reserve		13,32,997	12,55,261
Investment Reserve		9,300	-
Special Reserve u/s 36(1)(viii)		-	-
Staff Welfare Fund		-	-
Revenue Reserve		-	-
Proposed Dividend - Preference Capital		-	-
Dividend Tax		-	-
Balance carried over to Balance Sheet (B/F losses adjusted against Share Premium)		99,76,703	-
TOTAL		1,58,22,012	1,04,48,281
EPS (Basic & Diluted) in ₹ (nominal value ₹ 10/- per share)		1.82	1.27
Significant Accounting Policies	17		
Notes to Accounts	18		

The schedules referred to above form an integral part of the Profit and Loss Account

VIVEK WAHI
Executive Director

RAJEEV PURI
Executive Director

M V MURALI KRISHNA
Executive Director

M V RAO
Managing Director & CEO

HARDIK M. SHETH
Director

P. J. THOMAS
Director

DINESH PANGTEY
Director

PRADIP P. KHIMANI
Director

As per our report of even date

For **CHHAJED & DOSHI**
Chartered Accountants
F.R. No. 101794W

For **A S K A & CO**
Chartered Accountants
F.R. No. 122063W

For **KISHORE & KISHORE**
Chartered Accountants
F.R. No. 000291N

For **A.R. & CO.**
Chartered Accountants
F.R. No. 002744C

(**CA NITESH JAIN**)
○○○○○○○○
M. No. 136169

(**CA SUHAS AMBEKAR**)
○○○○○○○○
M. No. 101373

(**CA AKHILESH K. MATHUR**)
○○○○○○○○
M. No. 509176

(**CA ANIL GAUR**)
○○○○○○○○
M. No. 017546

Place: Mumbai
Date: April 29, 2023

Schedules forming part of the Balance Sheet

as at March 31, 2023

(000's Omitted)

PARTICULARS	As at 31-Mar-23		As at 31-Mar-22	
	(₹)	(₹)	(₹)	(₹)
SCHEDULE 1 : CAPITAL				
Authorised Capital		10,00,00,000		10,00,00,000
1000,00,00,000 shares of ₹ 10/- each (previous year 1000,00,00,000 shares) of ₹ 10/- each				
Issued, Subscribed and Paid up Capital :				
Equity Shares		8,68,09,394		8,68,09,394
8680939432 Equity Shares (previous year 8680939432 Equity shares) of ₹ 10/- each (includes 8080391687 Equity shares of ₹ 10/- each held by Central Govt.)				
TOTAL		8,68,09,394		8,68,09,394
SCHEDULE 2 : RESERVES AND SURPLUS				
I. Statutory Reserves				
Balance as per last Balance Sheet		2,32,48,079		2,06,35,979
Additions during the year		39,55,503		26,12,100
		2,72,03,582		2,32,48,079
II. Capital Reserves				
Balance as per last Balance Sheet		1,74,39,228		1,61,83,968
Additions during the year		13,32,997		12,55,260
		1,87,72,225		1,74,39,228
III. Revaluation Reserve				
Balance as per last Balance Sheet		3,71,49,448		3,79,22,814
Additions - during the year		-		-
Less : Transfer to Revenue and Other Reserves		6,53,596		5,41,238
Deductions during the year		-		2,32,128
		3,64,95,852		3,71,49,448
IV. Share Premium				
Balance as per last Balance Sheet		7,46,66,328		24,19,62,271
Less: Transferred to the Balance in P & L A/c		-		18,72,42,173
Additions during the year		-		1,99,46,230
		7,46,66,328		7,46,66,328
V. Special Reserve U/s 36(1)(viii) of Income Tax Act				
		10,00,000		10,00,000
VI. Revenue and Other Reserves				
i) Investment Fluctuation Reserve				
Balance as per last Balance Sheet		65,80,920		-
Add : Addition during the year		5,47,509		65,80,920
Additions/Adjustment during the year (Refer Note 2a of schedule 18)		-		-
Less: Deductions during the year		-		-
		71,28,429		65,80,920

(000's Omitted)

PARTICULARS	As at 31-Mar-23		As at 31-Mar-22	
	(₹)	(₹)	(₹)	(₹)
ii) Investment Reserve				
Balance as per last Balance Sheet	1,13,846		1,13,846	
Add : Transfer from Revaluation Reserve	9,300		-	
Additions/Adjustment during the year	-		-	
Less: Deductions during the year	-		-	
		1,23,146		1,13,846
iii) Revenue Reserve		-		
Balance as per last Balance Sheet	2,82,59,810		2,77,18,572	
Add : Transfer from Revaluation Reserve	6,53,596		5,41,238	
Additions/Adjustment during the year	-		-	
Less: Deductions during the year	-		-	
		2,89,13,406		2,82,59,810
VI. Balance in Profit and Loss Account		99,76,703		-
TOTAL		20,42,79,672		18,84,57,659
SCHEDULE 3 : DEPOSITS				
A. I. Demand Deposits				
i) From Banks	98,44,694		1,03,37,153	
ii) From Others	17,78,05,030		16,51,49,281	
		18,76,49,724		17,54,86,434
II. Savings Bank Deposits				
III. Term Deposits				
i) From Banks	47,20,164		62,23,208	
ii) From Others	1,77,52,80,269		1,68,55,57,753	
		1,78,00,00,433		1,69,17,80,961
TOTAL		3,59,29,64,686		3,42,69,19,375
B. i) Deposits of Branches in India		3,59,29,64,686		3,42,69,19,375
ii) Deposits of Branches outside India				
SCHEDULE 4 : BORROWINGS				
I. Borrowings in India				
i) Reserve Bank of India	1,76,40,000		1,76,40,000	
ii) Other Banks	-		839	
iii) Other Institutions & Agencies	3,85,47,478		2,57,11,771	
iv) Unsecured Redeemable Bonds(Subordinated Debt)	-		-	
v) Upper Tier II bonds	-		-	
vi) Innovative Perpetual Debt Instrument	-		13,91,000	
vii) Unsecured Redeemable NC Basel III Bonds(Tier II)	2,50,00,000		3,00,00,000	
		8,11,87,478		7,47,43,610
II. Borrowings outside India				
TOTAL		8,11,87,478		7,47,43,610
Secured Borrowings included in I & II above		Nil		Nil

STRATEGY

NOTICE

REPORTS

FINANCIALS

(000's Omitted)

PARTICULARS	As at 31-Mar-23		As at 31-Mar-22	
	(₹)	(₹)	(₹)	(₹)
SCHEDULE 5 : OTHER LIABILITIES AND PROVISIONS				
I. Bills Payable		94,93,094		1,11,47,968
II. Inter Office Adjustments (Net)		19,468		1,90,081
III. Interest Accrued		88,83,232		77,44,537
IV. Deferred Tax Liability		-		-
V. Others (including provisions)		7,80,17,804		6,82,12,388
TOTAL		9,64,13,598		8,72,94,974
SCHEDULE 6 : CASH AND BALANCES WITH RESERVE BANK OF INDIA				
I. Cash in Hand (including foreign currency notes)		1,50,01,104		1,45,54,487
II. Balances with Reserve Bank of India				
In Current Accounts	16,52,98,094		13,67,22,487	
In Other Accounts	9,40,30,000		22,90,60,000	
		25,93,28,094		36,57,82,487
TOTAL		27,43,29,198		38,03,36,974
SCHEDULE 7 : BALANCES WITH BANKS AND MONEY AT CALL & SHORT NOTICE				
I. In India				
i) Balances with Banks				
a) In Current Accounts	4,01,113		2,57,604	
b) In Other Deposit Accounts	5,724		17,291	
ii) Money at Call and Short Notice				
a) With Banks	-		-	
b) With Other Institutions	-		6,40,128	
		4,06,837		9,15,023
II. Outside India				
a) In Current Accounts	20,02,668		10,62,153	
b) In Other Deposit Accounts	16,42,57,830		14,86,29,092	
c) Money at Call & Short Notice	-		-	
		16,62,60,498		14,96,91,245
TOTAL		16,66,67,335		15,06,06,268
SCHEDULE 8 : INVESTMENTS				
I. Investments in India in : *				
i) Government Securities	1,03,00,04,109		1,05,50,89,160	
ii) Other approved Securities	-		-	
iii) Shares	74,05,595		88,33,691	
iv) Debentures and Bonds	31,89,82,562		33,77,84,388	
v) Subsidiaries and Sponsored Institutions	67,00,687		25,79,832	
vi) Others (Commercial Papers, Mutual Fund Units etc.)	22,66,922		31,07,519	
		1,36,53,59,875		1,40,73,94,590
II. Investments outside India in **				
Subsidiaries and / or Associates abroad		4,74,885		4,74,885
TOTAL		1,36,58,34,760		1,40,78,69,475

(000's Omitted)

PARTICULARS	As at 31-Mar-23		As at 31-Mar-22	
	(₹)	(₹)	(₹)	(₹)
* Investments in India				
Gross Value	1,42,60,54,028		1,46,71,17,739	
Less: Provision for Depreciation	6,06,94,153		5,97,23,149	
Net Value		1,36,53,59,875		1,40,73,94,590
** Investments outside India				
Gross Value	4,74,885		4,74,885	
Less: Provision for Depreciation	-		-	
Net Value		4,74,885		4,74,885
SCHEDULE 9 : ADVANCES				
A. i) Bills Purchased and Discounted	3,09,41,503		2,40,31,721	
ii) Cash Credits, Overdrafts & Loans repayable on demand	79,22,28,112		70,22,91,110	
iii) Term Loans	1,20,66,73,450		95,54,12,169	
TOTAL		2,02,98,43,065		1,68,17,35,000
B. Particulars of Advances :				
i) Secured by Tangible Assets (including advances against Book Debts)	1,80,31,15,772		1,55,92,58,701	
ii) Covered by Bank / Government Guarantees	75,94,346		1,32,94,746	
iii) Unsecured	21,91,32,947		10,91,81,553	
TOTAL		2,02,98,43,065		1,68,17,35,000
C. Sectoral Classification of Advances				
(I) Advances in India				
i) Priority Sectors	96,55,61,814		86,05,76,958	
ii) Public Sector	2,40,71,293		4,14,01,906	
iii) Banks	2		53,224	
iv) Others	1,04,02,09,956		77,97,02,912	
TOTAL		2,02,98,43,065		1,68,17,35,000
(II) Advances outside India	-		-	
SCHEDULE 10 : FIXED ASSETS				
I. Premises				
(At cost / revalued cost)				
Balance as at 31 st March of the preceding year	4,88,11,918		4,91,01,269	
Additions during the year	17,394		25,445	
Total	4,88,29,312		4,91,26,714	
Deductions / Adjustments during the year	-		3,14,796	
Total	4,88,29,312		4,88,11,918	
Depreciation to date	99,17,382		91,65,015	
Total		3,89,11,930		3,96,46,903
II. Other Fixed Assets				
(Including furniture and fixtures)				
At cost as at 31 st March of the preceding year	3,65,50,165		3,53,05,979	
Additions / Adjustments during the year	31,75,811		23,46,422	
Total	3,97,25,976		3,76,52,401	
Deductions / Adjustments during the year	15,70,747		11,02,236	
Total	3,81,55,229		3,65,50,165	
Depreciation to Date	2,93,04,397		2,66,46,639	
Total		88,50,832		99,03,526
TOTAL (I & II)		4,77,62,762		4,95,50,429

(000's Omitted)

PARTICULARS	As at 31-Mar-23		As at 31-Mar-22	
	(₹)	(₹)	(₹)	(₹)
SCHEDULE 11 : OTHER ASSETS				
I. Interest accrued	2,00,03,448		2,17,76,858	
II. Tax paid in advance / Tax deducted at source (Net of Provisions)	4,26,12,315		3,96,32,629	
III. Stationery and Stamps	2,28,747		2,25,424	
IV. Non-banking assets acquired in satisfaction of claims				
V. Deferred Tax Assets	5,79,89,094		6,86,20,500	
VI. Inter Office Adjustments (Net)	-		-	
VII. Others	5,63,84,104		6,38,71,455	
TOTAL		17,72,17,708		19,41,26,866
SCHEDULE 12 : CONTINGENT LIABILITIES				
I. (a) Claims against the Bank not acknowledged as Debts		12,48,708		14,20,497
(b) Disputed income tax demands under appeals, revisions (includes appeals filed by the Income Tax Department of ₹ 51697716('000 omitted) as at 31 st March 2023, as against ₹ 39764221 ('000s omitted) as at 31st March 2022.		5,72,68,896		6,05,02,246
II. Liability for partly paid Investments		1,26,58,798		26,89,347
III. Liability on account of outstanding forward Exchange Contracts		1,10,82,31,495		1,59,08,50,230
IV. Guarantees given on behalf of constituents				
a) In India	9,19,06,778		8,83,87,515	
b) Outside India	52,11,840		58,26,051	
		9,71,18,618		9,42,13,566
V. Acceptances, Endorsements and Other Obligations		2,21,49,908		2,43,01,093
VI. Other item for which the bank is contingently liable		2,58,57,770		2,20,00,519
TOTAL		1,32,45,34,193		1,79,59,77,498

Schedules forming part of the Profit & Loss Account

for the year ended March 31, 2023

(000's Omitted)

PARTICULARS	YEAR ENDED 31-Mar-23 (₹)	YEAR ENDED 31-Mar-22 (₹)
SCHEDULE 13 : INTEREST EARNED		
I. Interest / Discount on Advances / Bills	14,92,15,975	11,50,06,591
II. Income on Investments	8,71,50,871	9,26,35,596
III. Interest on balances with Reserve Bank of India and other Inter Bank Funds	1,44,38,269	1,23,81,061
IV. Others	46,13,808	79,93,228
TOTAL	25,54,18,923	22,80,16,476
SCHEDULE 14 : OTHER INCOME		
I. Commission, Exchange and Brokerage	1,78,68,585	1,42,47,404
II. Profit on Sale of Investments (Net)	27,31,959	49,10,035
III. Profit / (Loss) on Revaluation of Investments	24,811	(27,68,771)
IV. Profit / (Loss) on Sale of Land, Buildings and other Assets (Net)	(13,396)	91,365
V. Profit on Exchange Transactions (Net)	30,34,878	19,92,437
VI. Income earned by way of dividends etc. from Subsidiaries and Associates abroad / in India	79,454	80,103
VII. Miscellaneous Income	1,71,10,792	1,11,32,267
TOTAL	4,08,37,083	2,96,84,840
SCHEDULE 15 : INTEREST EXPENDED		
I. Interest on Deposits	13,38,78,269	12,84,76,515
II. Interest on Reserve Bank of India / Inter-Bank borrowings	10,02,473	7,17,858
III. Others	36,70,234	39,54,455
TOTAL	13,85,50,976	13,31,48,828
SCHEDULE 16 : OPERATING EXPENSES		
I. Payments to and Provisions for employees	5,60,39,653	4,47,19,052
II. Rent, Taxes and Lighting	52,70,766	48,17,519
III. Printing and Stationery	3,29,020	2,65,002
IV. Advertisement and Publicity	1,74,027	1,31,795
V. Depreciation on Bank's property	38,58,573	29,66,139
VI. Directors' Fees, Allowances and Expenses	8,783	5,164
VII. Auditors' Fees and Expenses (including Branch Auditors)	3,52,812	3,07,403
VIII. Law Charges	2,55,299	1,77,675
IX. Postages, Telegrams, Telephones etc.	9,36,169	9,47,807
X. Repairs and Maintenance	14,73,110	16,21,188
XI. Insurance	44,14,464	42,80,618
XII. Other Expenditure	1,57,54,679	1,23,41,625
TOTAL	8,88,67,355	7,25,80,987

STRATEGY

NOTICE

REPORTS

FINANCIALS

SCHEDULE 17 - SIGNIFICANT ACCOUNTING POLICIES

A. Background

Central Bank of India (the Bank) is a body corporate registered under the Banking Companies (Acquisition and Transfer of Undertaking) Act, 1970 and is regulated by Reserve Bank of India. The principal business is providing banking and financial services with wide range of products and services to individuals, commercial enterprises, large corporates, public bodies and institutional customers. The business is conducted through its branches in India. The equity shares of the Bank are listed at BSE Limited and National Stock Exchange of India Limited.

B. Basis of preparation:

The financial statements have been prepared following the going concern concept and under historical cost convention except in respect of revaluation of premises and conform, in all material aspects, to the Generally Accepted Accounting Principles (GAAP) in India, which encompasses applicable statutory provisions, regulatory norms prescribed by Reserve Bank of India (RBI) including those prescribed by the Banking Regulation Act 1949, Accounting Standards (AS) and pronouncements issued by The Institute of Chartered Accountants of India (ICAI) and the prevailing practices within the banking industry in India.

C. Use of estimates:

The preparation of financial statements requires the management to make estimates and assumptions considered in the reported amount of assets and liabilities (including contingent liabilities) as on the date of the financial statements and the reported income and expenses for the reporting period. The management believes that the estimates used in preparation of the financial statements are prudent and reasonable. Actual results could differ from these estimates. Differences between the actual results and estimates are recognised in the year in which the results are known/ materialised.

D. Significant accounting policies:

1. Cash and Cash equivalents:

Cash and cash equivalents include cash in hand and ATMs, balances with the Reserve Bank of India, balances with other banks and money at call and short notice.

2. Revenue recognition:

2.1 General

Income/ expenditure is generally accounted for on accrual basis except for income accounted on cash basis as per regulatory provisions.

2.2 Income from investments

- a) The Profit or loss on sale of investments is recognised in the Profit and Loss Account. In accordance with the guidelines issued by the Reserve Bank of India, profit on sale of investments in the Held to Maturity (HTM) category is appropriated (Net of applicable taxes and amount required to be transferred to "Statutory Reserve Account") to the "Capital Reserve Account".
- b) Income (other than interest) on investments in "Held to Maturity (HTM)" category acquired at a discount to the face value, is recognised as follows:
 - (i) on interest bearing securities, it is recognised only at the time of sale/ redemption.
 - (ii) on zero-coupon securities, it is accounted for over the balance tenor of the security on a constant yield basis.
- c) Dividend income is recognized when right to receive the dividend is established.
- d) Upside on security receipts is recognised on realisation as 'Other income'.

2.3. Sale of financial assets

Financial Assets sold are recognized as under:

- a) The sale of NPA is accounted as per guidelines prescribed by RBI. When the Bank sells its financial assets to Securitisation Company (SC)/ Reconstruction Company (RC), the same is removed from the books.
- b) In case the sale to SC/ARC is at a price lower than the Net Book Value (NBV) the shortfall is charged to the Profit and Loss Account in the year of sale.
- c) In case the sale is at a price higher than the NBV on cash basis, the surplus is taken to the credit of Profit and Loss Account.

2.4. Fee based income

Commission on letters of credit, bank guarantee and deferred payment guarantee are recognised on accrual basis proportionately over the period. All other commission and fee income are recognised on their realisation.

2.5 Others

- a) Interest on income tax refund is accounted on receipt of refund order(s)/ intimation from Income Tax Department and acceptance by the Bank.
- b) Provision for interest payable on overdue deposits is made as per Reserve Bank of India guidelines.

3. Advances:

- 3.1 Based on the guidelines/ directives issued by the RBI, loans and advances are classified as performing and

non-performing, as follows:

- a) The term loan is classified as a non-performing asset, if interest and/ or instalment of principal remains overdue for a period of more than 90 days.
 - b) An overdraft or cash credit is classified as a non-performing asset, if, the account remains "out of order", i.e. if the outstanding balance exceeds the sanctioned limit/ drawing power continuously for a period of 90 days, or if there are no credits continuously for 90 days, or if the credits are not adequate to cover the interest debited during the previous 90 days period.
 - c) The bills purchased/ discounted are classified as non-performing asset if the bill remains overdue for a period of more than 90 days.
 - d) The agricultural advances are classified as a non-performing if, (i) for short duration crops, where the instalment of principal or interest remains overdue for two crop seasons; and (ii) for long duration crops, where the principal or interest remains overdue for one crop season.
- 3.2 Non-performing assets are classified into sub-standard, doubtful and loss Assets, based on the following criteria stipulated by RBI:
- a) Sub-standard: A loan asset that has remained non-performing for a period less than or equal to 12 months.
 - b) Doubtful: A loan asset that has remained in the sub-standard category for a period of 12 months.
 - c) Loss: A loan asset where loss has been identified but the amount has not been fully written off.
- 3.3 Provisions are made for NPAs as per the extant guidelines prescribed by the regulatory authorities, subject to minimum provisions as prescribed below:

Sub-standard assets:

- i. A general provision of 15% on the total outstanding.
- ii. Additional provision of 10% for exposures which are unsecured ab-initio (i.e. where realisable value of security is not more than 10 percent ab-initio).
- iii. Unsecured Exposure in respect of infrastructure advances where certain safeguards such as escrow accounts are available - 20%.

Doubtful Assets:

- Secured portion:	
Up to one year	25%
One to three years	40%
More than three years	100%

- Unsecured portion	100%
Loss Assets	100%

- 3.4 Advances are shown net of provisions (in case of NPA), Unrealised Interest, amount recovered from borrowers held in Sundries and claims received from CGTSI/ ECGC, etc.
- 3.5 For restructured/ rescheduled assets, provisions are made in accordance with the guidelines issued by the RBI, which inter alia require that the difference between the fair value of the loans/ advances before and after restructuring is provided for, in addition to provision for the respective loans/ advances. The provision for diminution in fair value and interest sacrifice, if any, arising out of the above, is reduced from advances.
- 3.6 In addition to the specific provision on NPAs, general provisions are also made for standard assets as per extant RBI guidelines. These provisions are reflected in Schedule 5 of the Balance Sheet under the head "Other Liabilities & Provisions – Others" and are not considered for arriving at the Net NPAs.
- 3.7 In the case of loan accounts classified as NPAs, an account may be reclassified as a performing asset if it conforms to the guidelines prescribed by the regulators.
- 3.8 Amounts recovered against debts written off in earlier years are recognised as revenue in the year of recovery.
- 3.9 Additional provisions higher than regulatory norms are made in specific assets in view of the identified weakness and/ or prevailing economic situation.
- 3.10 Partial recoveries in non-performing account (including partially written off accounts) are appropriated in the following order:
 - i. Principal Overdues / Irregularities
 - ii. Unrealised interest
 - iii. Partial Written Off principal
 - iv. Uncharged Interest
 - v. Unrealised charges

In case of suit filed/SARFAESI/ recalled accounts, recovery is appropriated in the following order:

- i. Ledger outstanding balance
- ii. Unrealised interest
- iii. Partial Written Off principal
- iv. Uncharged Interest
- v. Unrealised charges

However, where any borrower account is required to be classified as non-performing from an earlier date, any recovery till the account was classified as Standard is first credited to Interest on Loans and Advances [viz. Scheme for sustainable Structuring of Stressed assets (S4A), Strategic Debt Restructuring, Flexible Structuring of Long-Term Project Loan (5/25), Change of Ownership

of Borrowing Entities (outside Strategic Debt Restructuring Scheme)].

4 Provision for country exposure:

In addition to the specific provisions held according to the asset classification status, provisions are also made for individual country exposures (other than the home country). Countries are categorised into seven risk categories, namely, insignificant, low, moderate, high, very high, restricted and off-credit and provisioning made as per extant RBI guidelines. If the country exposure (net) of the Bank in respect of each country does not exceed 1% of the total funded assets, no provision is maintained on such country exposures. The provision is reflected in Schedule 5 of the Balance Sheet under the head "Other Liabilities & Provisions – Others".

5. Investments:

Investments are accounted for in accordance with the extant guidelines of investment classification and valuation, as given below:

5.1 Classification:

In accordance with the guidelines issued by the Reserve Bank of India, Investments are classified into "Held to Maturity (HTM)", "Held for Trading (HFT)" and "Available for Sale (AFS)" categories.

For disclosure in the Balance Sheet in Schedule 8, investments are classified as Investments in India and outside India.

Under each category, the investments in India are further classified as

- Government Securities
- Other Approved Securities
- Shares
- Debentures and Bonds
- Subsidiaries, joint ventures and sponsored institutions; and
- Others (Commercial Papers and units of Mutual Funds etc.)

The investments outside India are further classified under 3 categories

- Government Securities
- Subsidiaries and Joint Ventures
- Other Investments

5.2 Basis of Classification:

Classification of an investment is done at the time of purchase into the following categories:

- Held to Maturity:** Investments that the Bank intends to hold till maturity are classified as "Held to Maturity (HTM)".
- Held for Trading:** Investments that are held principally for resale within 90 days from the date of purchase are classified as "Held for Trading (HFT)".

- Available for Sale:** Investments, which are not classified in the above two categories, are classified as "Available for Sale (AFS)".
- Transfer of Securities between categories:** An investment is classified as HTM, HFT or AFS at the time of purchase and subsequent shifting amongst categories is done in conformity with the regulatory guidelines.
- Investments in subsidiaries, joint ventures and sponsored institutions** are classified as HTM except in respect of those investments which are acquired and held exclusively with a view to its subsequent disposal. Such investments are classified as AFS.

5.3 Valuation:

The transactions in all securities are recorded on a Settlement Date and cost is determined on the weighted average cost method.

- Incentive, front-end fees etc., received on purchase of securities are reduced from the cost of investments.
- Expenses such as brokerage, fees, commission or taxes incurred at the time of acquisition of securities are charged to the Profit and Loss Account as revenue expenses.
- Broken Period interest paid/ received on debt instruments is treated as interest expense/ income and is excluded from cost/ sale consideration.

- Valuation of investments classified as Held to Maturity:** The investments classified under this category are carried at acquisition cost. The excess of acquisition cost / book value over the face value is amortised over the remaining period of maturity. Such amortisation of premium is accounted as expense.

Investments (in India and abroad) in subsidiaries, joint ventures and associates are valued at historical cost. A provision is made for diminution, other than temporary in nature, for each investment individually.

Investments in Regional Rural Banks are valued at carrying cost (i.e. book value).

- Valuation of investments classified as Available for sale and Held for Trading:** Investments classified as Available for Sale and Held for Trading are individually revalued at market price or fair value determined as per the regulatory guidelines and the net depreciation if any, of each group for each category (viz.(i) Government securities, (ii) Other Approved Securities, (iii) Shares, (iv) Bonds and Debentures, (v) Subsidiaries and Joint Ventures and (vi) others) is provided for and net appreciation is ignored.

- Valuation policy in event of inter category transfer of investments:**

- i) Transfer of securities from HFT/ AFS category to HTM category is carried out at the lower of acquisition cost/ book value/ market value on the date of transfer. The depreciation, if any, on such transfer is fully provided for.
- ii) Transfer of securities from HTM category to AFS category is carried out on acquisition price/ book value. On transfer, these securities are immediately revalued and resultant depreciation, if any, is provided, in the Profit and Loss Account.

d) Valuation in case of sale of NPA (financial asset) to Securitisation Company (SC)/ Asset Reconstruction Company (ARC) against issue of Security Receipts (SR):

- i) The investment in security receipts obtained by way of sale of NPA to SC/ RC, is recognised at lower of: (i) Net Book Value (NBV) (i.e. book value less provisions held) of the financial asset; and (ii) Redemption value of SR.
- ii) SRs issued by an SC/ ARC are valued in accordance with the guidelines applicable to non-SLR instruments. Accordingly, in cases where the SRs issued by the SC/ ARC are limited to the actual realisation of the financial assets assigned to the instruments in the concerned scheme, the Net Asset Value, obtained from the SC/ ARC, is reckoned for valuation of such investments.

- e) Treasury Bills and Commercial Papers are valued at carrying cost.

5.4 Investments (NPI):

Investments are classified as performing and non-performing, based on "Classification, Valuation and Operation of Investment Portfolio of Commercial Banks (Directions), 2021" (as amended) and "Prudential norms on Income Recognition, Asset Classification and Provisioning pertaining to Advances", as under:

- a) Interest/ instalment (including maturity proceeds) is due and remains unpaid for more than 90 days. The same is applied to preference shares where the fixed dividend is not paid.
- b) In the case of equity shares, in the event the investment in shares of any company is valued at Re. 1 per company on account of non-availability of the latest balance sheet, those equity shares would be reckoned as NPI.
- c) The Bank also classifies an investment as a non-performing investment, in case any credit facility availed by the same borrower/ entity has been classified as a non-performing asset and vice versa.
- d) The investments in debentures/ bonds, which are deemed to be advance, are also subjected to NPI

norms as applicable to investments.

5.5 Accounting for Repo/ Reverse Repo transactions

The Bank enters into repurchase and reverse repurchase transactions with RBI under Liquidity Adjustment Facility (LAF) and also with market participants. Repurchase transaction represents borrowing by selling the securities with an agreement to repurchase the securities. Reverse repurchase transactions on the other hand represent lending funds by purchasing the securities.

- a) The securities sold and purchased under Repo/ Reverse Repo are accounted as overnight Tri-party Repo (TREPS) dealing and settlement.
- b) However, securities are transferred as in the case of normal outright sale/ purchase transactions and such movement of securities is reflected using the Repo/ Reverse Repo Accounts and contra entries.
- c) The above entries are reversed on the date of maturity. Balance in Repo Account is classified under Schedule 4 (Borrowings) and balance in Reverse Repo Account is classified under Schedule 7 (Balance with Banks and Money at call & short notice).
- d) Interest expended/ earned on Securities purchased/ sold under LAF with RBI is accounted for as expenditure/ revenue.

6. Derivatives:

The Bank enters into derivative contracts, such as interest rate swaps, currency swaps and cross currency swaps in order to hedge on balance sheet/ off-balance sheet assets and liabilities or for trading purposes.

6.1 Derivatives used for hedging are accounted as under:

- a) In cases where the underlying assets/ liabilities are marked to market, resultant gain/loss is recognised in the Profit and Loss Account.
- b) Derivative contracts classified as hedge are recorded on accrual basis. Hedge contracts are not marked to market unless the underlying assets/ liabilities are also marked to market.
- c) Gain or losses on the termination of Swaps are recognised over the shorter of the remaining contractual life of the swaps or the remaining life of the assets/ liabilities.

6.2 Derivatives used for trading are accounted as under:

- a) Currency futures and interest rate futures are marked to market on daily basis as per exchange guidelines of MCX-SX and NSE.
- b) Mark to market profit or loss is accounted by credit/ debit to the margin account on daily basis and the same is accounted in the Bank's profit and loss account on final settlement.
- c) Trading swaps are marked to market at frequent intervals. Any mark to market losses are booked

and gains, if any, are ignored on net basis.

- d) Gains or losses on termination of swaps are recorded immediately as income/ expense under the above head.

7. Transactions involving foreign exchange:

7.1 Foreign currency transactions are recorded on initial recognition in the reporting currency by applying to the foreign currency amount the exchange rate between the reporting currency and the foreign currency.

7.2 Foreign currency monetary items are reported using the Foreign Exchange Dealers Association of India ("FEDAI") closing (spot/ forward) rates and the resultant profit or loss is recognised in the Profit and Loss Account.

Foreign currency non-monetary items, which are carried at historical cost, are reported using the exchange rate on the date of the transaction.

Contingent liabilities denominated in foreign currency are reported using the FEDAI closing spot rates.

7.3 Outstanding foreign exchange spot and forward contracts are revalued at the exchange rates notified by FEDAI for specified maturities, and the resulting Profit or Loss is recognised in the Profit and Loss Account.

7.4 Foreign exchange forward contracts which are not intended for trading and are outstanding at the balance sheet date, are valued at the closing spot rate. The premium or discount arising at the inception of such a forward exchange contract is amortised as expense or income over the life of the contract.

7.5 Exchange differences arising on the settlement of monetary items at rates different from those at which they were initially recorded are recognised as income or as expense in the period in which they arise.

7.6 Gains/ Losses on account of changes in exchange rates of open position in currency futures trades are settled with the exchange clearing house on daily basis and such gains/losses are recognised in the profit and loss account.

8. Fixed assets and depreciation:

8.1 Fixed Assets are carried at cost less accumulated depreciation/ amortisation.

Cost includes cost of purchase and all expenditure such as site preparation, installation costs, taxes and professional fees incurred on the asset before it is put to use.

8.2 Subsequent expenditure(s) incurred on the assets put to use are capitalised only when it increases the future benefits from such assets or their functioning capability.

8.3 Fixed Assets are depreciated under 'Written Down Value Method' at the following rates (other than computers which are depreciated on Straight Line Method):

- a) Premises At varying rates based on estimated life
b) Furniture, Lifts, Safe Vaults 10%

- c) Vehicles, Plant & Machinery 20%
d) Air conditioners, Coolers, Typewriters etc. 15%.
e) Computers including Systems Software 33.33%

(Application Software is charged to the Revenue during the year of acquisition.)

8.4 Other fixed assets are depreciated on Straight Line Method on the basis of estimated useful life of the assets.

8.5 Land acquired on lease for over 99 years is treated as freehold land and those for 99 years or less is treated as leasehold land. Cost of leasehold land is amortized over the period of lease.

8.6 Where it is not possible to segregate the cost of land and premises, depreciation is charged on the composite cost.

8.7 In case of assets, which have been revalued, the depreciation/ amortization is provided on the revalued amount and is charged to the Profit and Loss Account. Amount of incremental depreciation/ amortization attributable to the revalued amount is transferred from 'Revaluation Reserve' and credited to 'Revenue and Other Reserves'.

8.8 Depreciation on additions to assets, made upto 30th September is provided for the full year and on additions made thereafter, is provided for the half year.

No depreciation is provided on assets sold before 30th September and depreciation is provided for the half year on assets sold after 30th September.

8.9 The Bank considers only immovable assets for revaluation. Properties acquired during the last three years are not revalued. Valuation of the revalued assets is done every three years thereafter.

8.10 The increase in net book value of the asset due to revaluation is credited to the Revaluation Reserve Account without routing through the Profit and Loss Account.

Additional depreciation on the revalued asset is charged to the Profit and Loss Account and appropriated from the Revaluation Reserves to Other Revenue Reserve.

8.11 The revalued asset is depreciated over the balance useful life of the asset as assessed at the time of revaluation.

9 Leases:

Leases where risks and rewards of ownership are retained by lessor are classified as Operating Lease as per AS-19 (Leases). Lease payments on such lease are recognised in Profit and Loss account on a straight-line basis over the lease term in accordance with AS 19.

10 Impairment of Assets:

Fixed Assets are reviewed for impairment whenever events or changes in circumstances warrant that the carrying amount of an asset may not be recoverable. Recoverability of assets to be held and used is measured by a comparison of the carrying amount of an asset to future net discounted cash flows expected to be

generated by the asset. If such assets are considered to be impaired, the impairment to be recognised is measured by the amount by which the carrying amount of the asset exceeds the fair value of the asset.

11. Employee Benefits:

11.1 Employee benefits are accrued in the year services are rendered by the employees.

11.2 Short Term Employee Benefits:

The undiscounted amounts of short-term employee benefits, which are expected to be paid in exchange for the services rendered by employees, are recognised during the period when the employee renders the service.

11.3 Defined benefit plans:

The Bank operates Gratuity and Pension schemes which are defined benefit plans.

- a) The Bank provides for gratuity to all eligible employees. The benefit is in the form of lump sum payments to vested employees on retirement, or on death while in employment, or on termination of employment, for an amount equivalent to 15 days basic salary payable for each completed year of service, subject to the cap prescribed by the Statutory Authorities. Vesting occurs upon completion of five years of service. The Bank makes periodic contributions to a fund administered by Trustees based on an independent external actuarial valuation.
- b) The Bank provides for pension to all eligible employees. The benefit is in the form of monthly payments as per rules to vested employees on retirement or on death while in employment, or on termination of employment. Vesting occurs at different stages as per rules. The pension liability is reckoned based on an independent actuarial valuation carried out annually and Bank makes such additional contributions periodically to the Fund as may be required to secure payment of the benefits under the pension regulations.
- c) The cost of providing defined benefits is determined using the projected unit credit method, with actuarial valuations being carried out at each balance sheet date. Actuarial gains/ losses are immediately recognised in the Profit and Loss Account and are not deferred.
- d) When the benefits of the plan are changed, or when a plan is curtailed or settlement occurs, the portion of the changed benefit related to past service by employees, or the gain or loss on curtailment or settlement, is recognized immediately in the profit or loss account when the plan amendment or when a curtailment or settlement occurs.

Liability for long term employee benefit under defined benefit scheme such as contribution to gratuity, pension fund and leave encashment are

determined at close of the year at present value of the amount payable using actuarial valuation technique.

- e) Actuarial gain/losses are recognised in the year when they arise.

11.4 Defined Contribution Plan:

Provident fund is a defined contribution as the bank pays fixed contribution at predetermined rates. The obligation of the bank is limited to such fixed contribution. The contributions are charged to Profit and Loss account.

National Pension Scheme which is applicable to employees who have joined bank on or after 01.04.2010 is a defined contribution scheme. Bank pays fixed contribution at pre-determined rate. The obligation of the bank is limited to such fixed contribution. The contribution is charged to Profit and Loss Account

12. Accounting for Taxes on Income:

Income tax expense is the aggregate amount of current tax and deferred tax expense incurred by the Bank. The provision for tax for the year comprises of current tax liability computed in accordance with the Income Tax Act, 1961 and as per Accounting Standard 22 – "Accounting for Taxes on Income" respectively.

Deferred tax is recognized on timing differences between taxable income and accounting income that originate in one period and is capable of reversal in one or more subsequent periods. Deferred tax assets are recognised only to the extent that there is reasonable certainty that sufficient future taxable income will be available against which such deferred tax assets will be realised.

Deferred Tax Assets are recognised on carry forward of unabsorbed depreciation and tax losses only if there is virtual certainty supported by convincing evidence that such deferred tax assets can be realised against future profits.

The carrying amount of deferred tax assets is reviewed at each balance sheet date to reassess its realization. Disputed tax liabilities are accounted for in the year of finality of assessment/ appellate proceedings and till such times they are shown as contingent liability. The impact of changes in deferred tax assets and liabilities is recognised in the Profit and Loss Account.

13. Provisions, Contingencies and Contingent assets:

13.1 In conformity with AS 29, "Provisions, Contingent Liabilities and Contingent Assets", issued by the Institute of Chartered Accountants of India, the Bank recognises provisions only when it has a present obligation as a result of a past event, and would result in a probable outflow of resources embodying economic benefits will be required to settle the obligation, and when a reliable estimate of the amount of the obligation can be made.

13.2 No provision is recognised for:

- a) any possible obligation that arises from past events and the existence of which will be confirmed only by

the occurrence or non-occurrence of one or more uncertain future events not wholly within the control of the Bank; or

- b) any present obligation that arises from past events but is not recognised because:
- it is not probable that an outflow of resources embodying economic benefits will be required to settle the obligation; or
 - a reliable estimate of the amount of obligation cannot be made.

Such obligations are recorded as contingent liabilities. These are assessed at regular intervals and only that part of the obligation for which an outflow of resources embodying economic benefits is probable, is provided for, except in the extremely rare circumstances where no reliable estimate can be made.

13.3 Provision for reward points in relation to the debit card holders of the Bank is made on estimated basis.

3.4 Contingent assets are neither recognised nor disclosed in the Financial Statements.

14 Special Reserves:

Revenue and other Reserve include Special Reserve created under Section 36(i)(viii) of the Income Tax Act, 1961. The Board of Directors of the Bank has passed a resolution approving creation of the reserve and confirming that it has no intention to make withdrawal from the Special Reserve.

VIVEK WAHI
Executive Director

RAJEEV PURI
Executive Director

M V MURALI KRISHNA
Executive Director

M V RAO
Managing Director & CEO

HARDIK M. SHETH
Director

P. J. THOMAS
Director

DINESH PANGTEY
Director

PRADIP P. KHIMANI
Director

As per our report of even date

For **CHHAJED & DOSHI**
Chartered Accountants
F.R. No. 101794W

For **A S K A & CO**
Chartered Accountants
F.R. No. 122063W

For **KISHORE & KISHORE**
Chartered Accountants
F.R. No. 000291N

For **A.R. & CO.**
Chartered Accountants
F.R. No. 002744C

(CA NITESH JAIN)
□□□□□□□□
M. No. 136169
UDIN:

(CA SUHAS AMBEKAR)
□□□□□□□□
M. No. 101373
UDIN:

(CA AKHILESH K. MATHUR)
□□□□□□□□
M. No. 509176
UDIN:

(CA ANIL GAUR)
□□□□□□□□
M. No. 017546
UDIN:

Place: Mumbai

Date: April 29, 2023

15 Segment Reporting

The Bank recognises the business segment as the primary reporting segment and geographical segment as the secondary reporting segment in accordance with the RBI guidelines and in compliance with the Accounting Standard 17 – “Segment Reporting” issued by The Institute of Chartered Accountants of India.

16 Earnings per Share:

- The Bank reports basic and diluted earnings per share in accordance with AS 20 – “Earnings per Share” issued by the Institute of Chartered Accountants of India. Basic Earnings per Share is computed by dividing the Net Profit after Tax for the year attributable to equity shareholders by the weighted average number of equity shares outstanding during the year.
- Diluted earnings per share reflect the potential dilution that could occur if securities or other contracts to issue equity shares were exercised or converted during the year. Diluted earnings per equity share is calculated by using the weighted average number of equity shares and dilutive potential equity shares outstanding during the year.

SCHEDULE-18: NOTES FORMING PART OF THE ACCOUNTS
1. Regulatory Capital:
a) Composition of Regulatory Capital

(Amount in ₹ Crore)

Sr. No.	PARTICULARS	As at 31.03.2023	As at 31.03.2022
1.	Common Equity Tier 1 Capital (CET 1)	20,099.54	17,049.44
2.	Additional Tier 1 Capital	NIL	NIL
3.	Tier 1 Capital (i+ii)	20,099.54	17,049.44
4.	Tier 2 Capital	3,334.76	3,510.43
5.	Total Capital (Tier 1+ Tier 2)	23,434.30	20,559.87
6.	Total Risk Weighted Assets (RWAs)	1,65,934.44	1,48,506.29
7.	CET 1 Ratio (CET 1 as a percentage of RWAs)	12.11 %	11.48%
8.	Tier 1 Ratio (Tier 1 Capital as a percentage of RWAs)	12.11 %	11.48%
9.	Tier 2 Ratio (Tier 2 Capital as a percentage of RWAs)	2.01 %	2.36%
10.	Capital to Risk Weighted Assets Ratio (CRAR) (Total Capital as a percentage of RWAs)	14.12 %	13.84%
11.	Leverage Ratio	4.73%	4.25%
12.	Percentage of the shareholding of Government of India (Note 1)	93.08 %	93.08%
13.	Amount of paid-up Equity Capital raised during the year	NIL	NIL
14.	Amount of non-equity Tier 1 Capital raised during the year:	NIL	NIL
15.	Amount of Tier 2 Capital raised during the year	NIL	NIL

Note: 1. Paid up Equity Share Capital of the Bank as on 31.03.2023 is ₹ 8,680.94 crore, the President of India (Government of India) has not infused any fresh capital during the financial year 2022-23. The shareholding of President of India (Government of India) in the Bank is 93.08 %.

b) Draw down from reserves

During the year, there has been no draw drawn from Reserve to Profit & Loss account.



2. Asset Liability Management

a) Maturity pattern of certain items of assets and liabilities as at 31st March, 2023:

Period	Day 1	2 to 7 days	8 to 14 days	15 to 30 days	31 to 2 months	Over 2 months and up to 3 months	Over 3 months and up to 6 months	Over 6 months and up to 1 year	Over 1 year and up to 3 years	Over 3 years up to 5 years	Over 5 years	Total
	Deposits	1,311.55	2,376.65	2,802.90	4,480.05	9,042.61	8,621.61	13,472.65	27,091.36	163,227.91	65,484.08	61,385.10
	1,516.87	2,940.12	2,888.41	4,588.65	8,893.78	8,636.28	12,890.58	24,895.30	154,125.01	62,862.65	58,454.28	342,691.94
Advances	2,529.18	1,374.65	1,576.61	5,997.23	2,425.41	6,461.41	7,031.48	17,481.67	92,283.09	16,828.40	48,995.17	202,984.31
	1,310.10	408.20	544.90	2,570.13	3,543.48	3,195.04	5,233.16	10,404.10	90,440.66	16,139.71	34,384.02	168,173.50
Investments	39,115.63	975.37	673.49	3,371.22	4,277.62	1,036.88	1,929.70	9,748.60	16,739.45	21,385.58	37,329.95	136,583.48
	42,936.96	1,022.77	1,533.68	331.59	4,485.87	1,054.03	2,607.41	6,143.02	14,123.63	22,811.90	43,736.08	140,786.95
	1,984.36	5,618.75	Borrowings #	3,97	1,764.00	100.69	64.77	261.91	410.40	974.4	534.21	
	3,349.06	4,335.26	Foreign	3.28	-	64.77	-	67.81	245.33	534.21		
	176.34	46,253.43	Currency	30.01	3,061.65	274.60	15,802.31	5,122.99	13,613.23	8,170.1		
	79.51	87,679.20	assets	611.07	847.09	202.83	6,886.57	7,844.80	23,491.25	47,715.4		
	1,362.38	62,525.15	Foreign	63.31	2,924.37	1,358.93	19,480.74	6,487.89	17,900.07	12,837.5		
	1,023.44	87,670.29	Currency	320.27	1,155.33	42.28	6,953.63	8,148.53	22,304.46	47,682.3		
			Liabilities									

Note: - # Excluding those considered under Tier II Capital.

b) Liquidity coverage ratio (LCR)

sh -3298idoimeec

Liquidity Coverage ratio (LCR) – Quantitative Disclosure

(Amount in ₹ Crore)

	Quarter Ended 30.06.2022		Quarter Ended 30.09.2022		Quarter Ended 31.12.2022		Quarter Ended 31.03.2023	
	Total Un-weighted Value (average)	Total Weighted Value (average)	Total Un-weighted Value (average)	Total Weighted Value (average)	Total Un-weighted Value (average)	Total Weighted Value (average)	Total Un-weighted Value (average)	Total Weighted Value (average)
High Quality Liquid Assets								
1 Total High Quality Liquid Assets (HQLA)		128,120		116,581		105,549		106,207
Cash Outflows								
2 Retail deposits and deposits from small business customers of which:								
(i) Stable deposits	165,423	8,271	164,904	8,245	164,738	8,237	167,247	8,362
(ii) Less stable deposits	143,077	14,308	144,828	14,483	146,013	14,601	148,598	14,860
3 Unsecured wholesale funding of which:								
(i) Operational deposits (all counterparties)	0	0	0	0	0	0	0	0
ii) Non-operational deposits (all counterparties)	31,290	13,311	30,126	12,776	29,082	12,327	30,823	12,951
iii) Unsecured debt	0	0	0	0	0	0	0	0
4 Secured wholesale funding		0		0		0		0
5 Additional requirements, of which								
(i) Outflows related to derivative exposures and other collateral requirements	10,166	10,166	17,921	17,921	20,653	20,653	14,977	14,977
(ii) Outflows related to loss of funding on debt products	0	0	0	0	0	0	0	0
(iii) Credit and liquidity facilities	1,638	1,291	1,407	1,332	1,362	1,333	1,457	1,414
6 Other contractual funding obligations	3,575	3,575	4,640	4,640	4,202	4,202	3,326	3,326
7 Other contingent funding obligations	180,374	8,779	163,011	7,913	139,687	6,753	125,701	6,044
8 Total Cash Outflows		59,700		67,311		68,107		61,935
Cash Inflows								
9 Secured lending	27,674	0	10,817	0	1,268	0	0	0
10 Inflows from fully performing exposures	2,802	2,802	866	866	2,117	2,117	2,854	2,854
11 Other cash inflows	21,523	20,051	26,806	25,966	31,273	29,540	22,891	21,882
12 Total Cash Inflows	52,000	22,854	38,490	26,833	34,657	31,657	25,745	24,736
	Total Adjusted Value		Total Adjusted Value		Total Adjusted Value		Total Adjusted Value	
13 TOTAL HQLA		128,120		116,581		105,549		106,207
14 Total Net Cash Outflows		36,847		40,478		36,451		37,199
15 Liquidity Coverage Ratio (%)		347.71%		288.01%		289.57%		285.51%

In accordance with RBI guidelines vide circular No.RBI/2014-15/529 DBR.No.BP.BC.80/21.06.201/2014-15 dated 31st March 2015, average weighted and unweighted amounts have been calculated taking simple daily average. The Bank has considered 90 data points for the quarter January 2023 to March 2023.

Liquidity Coverage Ratio (LCR) Qualitative Disclosures

Line items significant to LCR	Explanatory Notes
A. The main drivers of the LCR results and the evolution of the contribution of inputs to the LCR's calculation	<p>The main drivers of LCR results are :</p> <ol style="list-style-type: none"> 1) High Quality Liquid Asset (HQLA) is one of the major drivers of LCR; the major portion of HQLA consists of facility to avail liquidity under Marginal Standing Facility (MSF), FALLCR & excess SLR investments. 2) Cash Outflow is another major driver of LCR. The main components of cash outflows are less stable retail deposit, funding from other legal entity and net derivative cash outflow. 3) Another major driver of LCR is Cash Inflow. The main components of cash inflows are inflows by counterparty and net derivative cash inflow.
B Intra-period changes as well as changes over time	Not Applicable
C The composition of HQLA	<p>The HQLA comprises of the following:</p> <ol style="list-style-type: none"> 1. Level 1 assets comprises of surplus SLR investments (net of encumbered against REPO, CBLO, MSF, CROMS, other securities pledged for RTGS, SGF, MCX, NSCCL etc) and 2% of NDTL applicable for MSF and 16.00% of NDTL (FALLCR) as per RBI circular no. RBI/2022-23/25 DOR.LRG.REC.19/21.04.098/2022-23 dated 18/04/2022 and overnight balances held by banks with RBI under SDF as per RBI circular no RBI/2022-23/141DOR.LRG.REC.83/03.10.001/2022-23 dated 23/11/2022. 2. Level 2A assets comprises of Special (Discom) Bonds issued by State Government, Bonds issued by State Power Distribution Companies, Central Government PSUs excluding the finance companies and bonds of private corporates having rating of AA- and above excluding the finance companies. 3. Level 2B assets comprises of bonds of corporates having rating of BBB- to A+ excluding the finance companies. 4. Level 2B assets also comprises of NIFTY/SENSEX shares excluding the finance companies.
D Concentration of funding sources	Bank addresses the funding concentration by monitoring their funding from each significant counterparty, each significant product / instrument and each significant currency ('significant' is defined as aggregate amount is more than 1% of the bank's liabilities).
E Derivative exposures and potential collateral calls	<p>Derivative exposure of the bank consists of the following:</p> <ol style="list-style-type: none"> 1. OTC Derivatives <ol style="list-style-type: none"> a) Forwards b) Currency Swaps c) Interest Rate Swap 2. Exchange Traded Derivatives <ol style="list-style-type: none"> a) Currency Futures b) Interest Rate Futures <p>Potential collateral call comes into question if the trades take place on the Exchange or the settlement takes place through Central Counterparty and is guaranteed and also if the Credit Support Annex(CSA) which is an attachment to the ISDA Master Agreement , is signed with the counterparties.</p> <p>At present, the Bank does not have in place the Credit Support Annex with any counterparty. As such, no potential collateral call will arise.</p> <p>For exposure of trades under Currency Futures and Interest Rate Futures bank is maintaining margins in the form of collaterals (G-Secs) and the same is being maintained depending on the amount of exposure and the volatility in the market.</p> <p>All Interbank USD/INR Swaps and forwards are being settled through CCIL which is a Central Counterparty (CCP). Bank is maintaining margins in the form of collaterals (G-Secs) with CCIL for guaranteed settlement of Interbank USD/INR Swaps and Forwards.</p> <p>The amount of margin depends on the amount of exposure and the volatility in the respective markets. The additional margin is being maintained with the Exchange/ CCP as and when the call is made for the same.</p>

Line items significant to Explanatory Notes
LCR

F	Currency mismatch in the LCR	To capture potential currency mismatches, the LCR in each significant currency is monitored. A currency is considered as "significant" if the aggregate liabilities denominated in that currency amount to 5 per cent or more of the bank's total liabilities. Bank doesn't have currency mismatch in LCR as bank does not have exposure in 'significant' currency.
G	Degree of centralization of liquidity management and interaction between the group's units	Liquidity management in the bank is centralized and monitored by ALM & Treasury team. Interaction between treasury, ALM team & other functional units are seamless.
H	Other inflows and outflows in the LCR calculation that are not captured in the LCR common template but which the institution considers to be relevant for its liquidity profile.	None
I	Other Information	Other contingent liabilities including undrawn credit and liquidity commitments are also suitably addressed.

The average LCR for the quarter ended March 31, 2023 was at 285.51% as against 311.32% for the quarter ended March 31, 2022 and well above the regulatory prescribed minimum requirement of 100%. The average HQLA for the quarter ended March 31, 2023 was ₹ 106,207.00 crore as against ₹ 1,28,085.00 crore for the quarter ended March 31, 2022.

The average LCR for the year ended March 31, 2023 was at 302.34 % as against 360.81% for the year ended March 31, 2022.

c) Net Stable Funding ratio (NSFR): (This has not been audited by Statutory Central Auditor)

Reserve Bank of India vide its circular no. BR.BP.BC.No.106/21.04.098/2017-18 May 17, 2018 had issued guidelines on "Basel III Framework on Liquidity Standards – Net Stable Funding Ratio (NSFR)". The guidelines for NSFR were effective from October 1, 2021.

The objective of NSFR is ensure reduction in funding risk over a longer time horizon extending to one year by requiring banks to fund their activities in relation to the composition of their assets and off balance sheet activities, with sufficiently stable sources of funding on an on-going basis. A sustainable funding structure is intended to reduce the probability of erosion of a bank's liquidity position due to disruptions in the regular sources of funding. NSFR limits over-reliance on short term wholesale funding, encourages better assessment of funding risk across all on and off balance sheet items, and promotes funding stability.

The NSFR is defined as the amount of available stable funding relative to the amount of required stable funding. "Available Stable Funding" (ASF) is defined as the portion of capital and liabilities expected to be reliable over the time horizon considered by the NSFR, which extends to one year. The amount of stable funding required ("Required Stable Funding") (RSF) is a function of the liquidity characteristics and residual maturities of the various assets held by the Bank as well as those of its off-balance sheet (OBS) exposures. The Available Stable Funding (ASF) is primarily driven by the total regulatory capital as per Basel III Capital Adequacy guidelines stipulated by RBI and deposits from retail customers, small business customers and non-financial corporate customers. Under the Required Stable Funding (RSF), the primary drivers are unencumbered performing loans with residual maturities of one year or more.

The runoff factors for the stressed scenarios are prescribed by the RBI, for various categories of liabilities (viz., deposits, unsecured and secured wholesale borrowings), undrawn commitments, derivative-related exposures, and offset with inflows emanating from assets maturing within the same time period. The minimum NSFR requirement set out in the RBI guideline is 100% on an on-going basis.

The Liquidity Risk Management of the Bank is governed by the Asset Liability Management (ALM) Policy approved by the Board. The Asset Liability Committee (ALCO) is a decision-making unit responsible for implementing the liquidity and interest rate risk management strategy of the Bank in line with its risk management objectives and ensures adherence to the risk tolerance/limits set by the Board.

Central Bank of India on standalone basis maintained Available Stable Funding (ASF) of ₹ 3,44,387.62 Crore against the RSF requirement of ₹ 2,13,238.27 Crore as on 31st March 2023. The NSFR for the quarter ended Mar 2023 is at 161.50%.



Quantitative Disclosure of NSFR Components are:

NSFR Disclosure	Mar-23				Dec-22				Sep-22				Jun-22			
	Unweighted value by residual maturity		Amount in ₹ crore		Unweighted value by residual maturity		Amount in ₹ crore		Unweighted value by residual maturity		Amount in ₹ crore		Unweighted value by residual maturity		Amount in ₹ crore	
	No	<= 6 months	6 months to <= 1 yr	>= 1 yr	Weighted value	No	<= 6 months	6 months to <= 1 yr	>= 1 yr	Weighted value	No	<= 6 months	6 months to <= 1 yr	>= 1 yr	Weighted value	
2000	28,201.33	-	-	-	29,776.14	26,681.15	-	-	-	29,181.15	26,281.40	-	-	-	28,781.40	
2000	28,201.33	-	-	-	28,776.14	26,681.15	-	-	28,776.14	26,681.15	26,281.40	-	-	27,981.40		
3000	28,201.33	-	-	-	1,000.00	1,000.00	-	-	1,000.00	800.00	800.00	-	-	800.00		
4000	-	265,430.52	-	-	202,838.61	-	-	-	209,506.93	195,885.03	-	-	-	252,028.05		
5000	-	184,221.16	-	-	140,316.52	-	-	-	146,575.75	139,246.96	-	-	-	178,153.13		
6000	-	91,209.36	-	-	62,532.09	-	-	-	62,931.18	56,638.07	-	-	-	73,874.92		
7000	19,785.85	8,861.14	9,898.51	3,401.86	17,196.24	39,98	9,182.33	8,547.52	9,426.28	8,777.95	18,351.48	10,058.23	7,170.11	1,469.80		
8000	19,785.85	8,861.14	9,898.51	3,401.86	17,196.24	39,98	9,182.33	8,547.52	9,426.28	8,777.95	18,351.48	10,058.23	7,170.11	1,469.80		
9000	16,445.01	292.08	-	-	53,933.86	7,428.23	-	-	101,922.08	99,062.90	-	-	-	39,012.68		
11000	-	-	-	-	-	265.22	-	-	327.61	-	-	-	-	-		
12000	16,445.01	292.08	-	-	53,933.86	7,428.23	879.87	-	101,922.08	99,062.90	-	-	-	39,012.68		
13000	-	-	-	-	-	-	-	-	-	-	-	-	-	-		
14000	-	-	-	-	344,387.62	-	-	-	344,387.62	337,621.10	-	-	-	329,640.82		
15000	-	-	-	-	7,776.81	-	-	-	6,490.28	6,711.24	-	-	-	6,790.39		
16000	-	1,675.57	2,465.24	94,223.15	72,781.03	1,009.79	3,320.51	87,500.71	412.29	63,468.30	-	-	2,242.52	56,347.43		
17000	-	-	-	-	-	-	-	-	-	-	-	-	-	-		
18000	-	1,675.57	2,465.24	-	1,483.96	1,009.79	3,320.51	-	412.29	1,710.95	-	-	2,242.52	1,195.66		
19000	-	-	-	-	54,795.39	-	-	63,236.44	-	47,208.53	-	-	-	41,499.09		
20000	-	-	-	-	12,074.28	-	-	16,640.56	-	9,582.17	-	-	-	8,231.78		
21000	-	-	-	-	16,501.69	-	-	24,264.27	-	14,548.82	-	-	-	13,652.68		
22000	-	-	-	-	16,501.69	-	-	24,264.27	-	14,548.82	-	-	-	13,652.68		
23000	-	-	-	-	-	-	-	-	-	-	-	-	-	-		
24000	-	-	-	-	128,981.63	-	-	110,846.63	-	121,487.69	-	-	-	138,419.94		
25000	-	-	-	-	-	-	-	-	-	-	-	-	-	-		
26000	-	-	-	-	10,682.01	-	-	13,584.97	-	6,381.82	-	-	-	5,719.28		
27000	-	-	-	-	59.99	-	-	-	-	113.67	-	-	-	87.29		
28000	-	-	-	-	25.95	-	-	50.62	-	113.67	-	-	-	87.29		
29000	-	-	-	-	11,931.98	-	-	97,214.04	-	114,249.47	-	-	-	132,613.37		
30000	-	-	-	-	3,698.80	-	-	4,582.80	-	4,967.54	-	-	-	6,989.57		
31000	-	-	-	-	21,328.27	-	-	142,612.59	-	155,448.53	-	-	-	205,947.33		
32000	-	-	-	-	161.50%	-	-	163.56%	-	171.70%	-	-	-	158.07%		

3. Investments

a. Composition of Investment Portfolio

As at 31.03.2023

(Amount in ₹ Crore)

	Government Securities	Other Approved Securities (NPI)	Shares	Debentures and Bonds	Subsidiaries and/or joint ventures	others	Total investments in india (A)	Government securities (including local authorities)	Subsidiaries and/or joint ventures	others	Total investments outside india (B)
Held to Maturity											
Gross	79,210.20	-	7.54	26,891.93	670.07	183.52	106,963.25	-	47.49	-	107,010.74
Less: Provision for non-performing investments (NPI)	-	-	-	-	-	-	-	-	-	-	-
Net	79,210.20	-	7.54	26,891.93	670.07	183.52	106,963.25	-	47.49	-	107,010.74
Available for Sale											
Gross	23,901.47	-	2,836.63	6,099.68	-	2,712.41	35,550.20	-	-	-	35,550.20
Less: Provision for depreciation and NPI	203.21	-	2,084.58	1,093.35	-	2,669.24	6,050.39	-	-	-	6,050.39
Net	23,698.26	-	752.05	5,006.33	-	43.18	29,499.81	-	-	-	29,499.81
Held to Trading											
Gross	91.96	-	-	-	-	-	91.96	-	-	-	91.96
Less: Provision for depreciation and NPI	-	-	-	-	-	-	-	-	-	-	-
Net	91.96	-	-	-	-	-	91.96	-	-	-	91.96
Total Investment											
Gross	103,203.62	-	2,844.17	32,991.61	670.07	2,895.93	142,605.40	-	47.49	-	142,652.89
Less: Provision for non-performing investments	-	-	-	-	-	-	-	-	-	-	-
Less: Provision for depreciation and NPI & Additional provision as per 07 June 2019 circular	203.21	-	-	-	-	-	-	-	-	-	-

b) Movement of Provisions for Depreciation and Investment Fluctuation Reserve

(Amount in ₹ crore)

Sr. Items No.	Year Ended 31.03.2023	Year Ended 31.03.2022
i) Movement of provisions held towards depreciation on investments		
a) Opening balance	5972.31	5237.63
b) Opening balance for Additional Provision for NPI as per 07 June 2019 RBI Circular*	47.90	-
c) Add: Provisions made during the year	1206.90	884.53
d) Less: Provision utilized during the year	341.11	0.00
e) Less: Write off / write back of excess provisions during the year	816.58	149.85
f) Closing balance	6069.42	5972.31
ii) Movement of Investment Fluctuation Reserve		
Opening Balance	658.09	-
Add: Amount transferred during the year	54.75	658.09
Less: Drawdown	0.00	-
Closing Balance	712.84	658.09
iii) Closing Balance of Investment in AFS & HFT Category	35642.15	45955.19
iv) Closing balance in IFR as a percentage of closing balance of investment in AFS and HFT/ Current Category	2%	1.43

Note: *Additional Provision for NPI as per 07 June 2019 RBI Circular has been used for netting from current Financial Year onwards.

c) Sale and transfer to / from HTM category

During the year ended March 31, 2023 the value of sales and transfers of securities to/from HTM category (excluding one-time transfer of securities to/from HTM category with the approval of Board of Directors permitted to be undertaken by banks at the beginning of the accounting year, sale to RBI under pre-announced Open Market Operation auctions and repurchase of Government securities by the government of India) had not exceeded 5% of the Book Value of the Investment held in HTM category at the beginning of the year.

Profit on sale/redemption of HTM securities amounted to ₹ 257.27 crore for the financial year ended 31 March 2022.

d) Non-SLR investment portfolio
i. Non-Performing Non-SLR Investments

(Amount in ₹ crore)

Sr. Particulars No.	31.03.2023	31.03.2022
a) Opening Balance	2653.79	1936.51
b) Additions during the year since 1st April	684.26	1004.00
c) Reductions during the above period	1071.22	286.72
d) Closing balance	2266.83	2653.79
e) Total provisions held	2261.67	2577.01



ii. Issuer-wise composition of Non-SLR Investments: 31st March 2023

Sr. No.	Issuer	(Amount in ₹ crore)											
		Amount		Extent of Private Placement		Extent of 'Below Investment Grade' Securities		Extent of 'Unrated' Securities		Extent of 'Unlisted' Securities		(7)	
(1)	(2)	(3)	(4)	(5)	(6)	(6)	(6)	(6)	(6)	(6)	(6)		(7)
		31.03.2023	31.03.2022	31.03.2023	31.03.2022	31.03.2023	31.03.2022	31.03.2023	31.03.2022	31.03.2023	31.03.2022	31.03.2023	31.03.2022
a)	PSUs	4879.54	5251.00	351.00	400.00	-	-	21.80	22.00	1500.00	1676.00		
b)	FIs	2134.36	1971.00	-	-	-	-	69.35	-	-	-		
c)	Banks	174.35	283.00	56.00	55.00	-	-	718.00	69.00	69.00	69.00		
d)	Private Corporates	4483.37	5577.00	3713.00	3540.00	735.25	872.00	27095.76	57.00	709.90	801.00		
e)	Subsidiaries/ Joint Ventures	717.56	305.00	718.00	305.00	-	-	718.00	305.00	718.00	305.00		
f)	Others	27060.14	27530.00	-	2375.00	282.08	585.00	27095.76	26922.00	23134.02	23158.00		
	TOTAL	39449.32	40917.00	4838.00	6675.00	1017.33	1457.00	27904.91	27375.00	26131.31	26009.00		
g)	Provision held towards depreciation	5847.00	5639.00	-	-	-	-	-	-	-	-		
	NET TOTAL	33602.32	35278.00	4838.00	6675.00	1017.33	1457.00	27904.91	27375.00	26131.32	26009.00		

e. Repo Transactions (in face value terms)

The details of face value of securities Purchased/Sold under Repo Agreement for the year ended March 31, 2023 are as follows:

Particulars	(Amount in ₹ crore)			
	Minimum o/s during the year	Maximum o/s during the year	Daily Average o/s during the year	Outstanding as on March 31, 2023
i) Securities sold under Repo				
a) Government Securities	1764.00	1957.00	1765.00	1764.00
b) Corporate debt securities	-	-	-	-
c) Any other securities	-	-	-	-
ii) Securities purchased under Reverse Repo				
a) Government Securities	5000.00	33064.00	17458.00	-
b) Corporate debt securities	-	-	-	-
c) Any other securities	-	-	-	-

The details of face value of securities Purchased/Sold under Repo Agreement for the year ended March 31, 2022 are as follows:

Particulars	(Amount in ₹ crore)			
	Minimum o/s during the year	Maximum o/s during the year	Daily Average o/s during the year	Outstanding as on March 31, 2022
i) Securities sold under Repo				
a) Government Securities	1764.00	1844.00	1765.00	1764.00
b) Corporate debt securities	-	-	-	-
c) Any other securities	-	-	-	-
ii) Securities purchased under Reverse Repo				
a) Government Securities	11985.00	36127.00	24190.00	22906.00
b) Corporate debt securities	-	-	-	-
c) Any other securities	-	-	-	-

4. Asset Quality:

a) Classification of advances and provisions held

	Standard		Non-Performing				Total			
	Total Standard Advances 31.03.2023	31.03.2022	Sub-standard 31.03.2023	31.03.2022	Doubtful 31.03.2023	31.03.2022	Loss 31.03.2023	31.03.2022	Total 31.03.2023	31.03.2022
Gross Standard Advances and NPAs										
Opening balance	161556	147636	3098.30	5274.61	22185.95	20466.84	2871.97	3535.51	28156.22	29276.96
Add: Additions during the year									4075.72	4717.93
Less: Reduction during the year									13845.69	5838.67
Closing balance	199392	161556	2346.22	3098.30	10408.13	22185.95	5631.89	2871.97	18386.25	21778.21
Reductions in Gross NPAs due to:										
(i) Upgradation									658.14	1337.14
(ii) Recoveries (excluding recoveries from upgraded accounts)									2929.30	3266.03
(iii) Technical/ Prudential Write-offs									9856.46	0.00
(iv) Write-offs other than those under (ii) above									401.79	1235.50
Provisions (excluding Floating Provisions)										
Opening balance of provisions held	1624.94	1029.83	674.87	842.55	17258.39	15098.85	2532.6	3207.79	20465.86	19149.48
Add: Fresh provisions made during the year									3962.29	3723.97
Less: Excess provision reversed/Write-off loans									10773.24	2407.59
Closing balance of provisions held	2086.50	1541.08	843.76	674.87	7960.5	17258.39	4850.65	2532.6	13654.91	20465.86
Net NPAs										
Opening Balance										
Add: Fresh Additions during the year			2403.54	4373.68	4271.63	4662.77	0	0	6675.17	9036.45
Less: Reductions during the year									3134.41	2932.09
Closing Balance			1463.81	2403.54	2127.91	4271.63	0	0	3591.72	6675.17
Floating Provisions										
Opening Balance										
Add: Additional provisions made during the year										
Less: Amount drawn down during the year										
Closing balance of floating provisions										
Technical write-offs and the recoveries made thereon										
Opening balance of Technical/ Prudential written-off accounts										
Add: Technical write-offs during the year										
Sub-Total (A)										
Less: Recoveries made from previously technical written-off accounts during the year (B)										
Less: Upgradation										
Less: conversion to Regular Write off										
Closing balance as at March 31, 2023 (A-B)										

Ratios (in percent)

Gross NPA to Gross Advances	31.03.2023	8.44	31.03.2022	14.84
Net NPA to Net Advances		1.77		3.97
The Provisioning Coverage Ratio with Technical Write Off		92.48		86.69
The Provisioning Coverage Ratio without Technical Write Off		80.47		76.29



c) Overseas assets, NPAs and Revenue

(Amount in ₹ crore)

Particulars	31.03.2023	31.03.2022
Total Assets	NIL	NIL
Total NPAs	NIL	NIL
Total Revenue	NIL	NIL

d. Particulars of Resolution Plan & Restructuring:

i. Restructuring of advances in terms of RBI Circular DBR.No.BP.BC.45/21.04.048/2018-19 dated 7th June 2019

Asset Classification of advances subject to Resolution Plan & restructuring	As at 31.03.2023		As at 31.03.2022	
	Number of Borrower	Amount outstanding	Number of Borrower	Amount outstanding
Standard	2	1334.33	3	1852.35
Sub Standard	-	-	-	-
Doubtful	8	3476.16	4	2496.33
Total	10	4810.49	7	4348.68

e. Divergence in asset classification and provisioning:

No disclosure on divergence in asset classification and provision for NPAs is required with respect to RBI's supervisory process for the year ended March 31, 2022, based on the conditions mentioned in RBI circular No. DOR.ACC.REC.No.74/21.04.018/2022-23 dated 11th October 2022.

f. Disclosure of Transfer of Loan Accounts (SMAs & NPAs) in terms of RBI Circular No. DOR.STR.REC.51/21.04.048/2021-22 dated 24th September 2021 (as amended)

g) Disclosure of transfer of loan exposures (SMA)

i. Details of stressed loans (NPA) transferred during the year:

Particulars	To ARCs		To permitted transferees		To other transferees (please specify)	
	Year Ended 31.03.2023	Year Ended 31.03.2022	Year Ended 31.03.2023	Year Ended 31.03.2022	Year Ended 31.03.2023	Year Ended 31.03.2022
No: of accounts	4	1		NIL		NIL
Aggregate principal outstanding of loans transferred	313.75	41.91	-	NIL	-	NIL
Weighted average residual tenor of the loans transferred						

v. Details of Standard Assets Acquired through assignment/Novation and Loan Participation:

i. Pool Buyout

(Amount in ₹ crore)

Particulars	Year Ended 31.03.2023	Year Ended 31.03.2022
No. of accounts Purchased during the year	150491.00	162184
Aggregate outstanding	1020.00	1315.95
Weighted average maturity	38.25	19.46
Weighted average holding period	6.74	3.86
Retention of beneficial economic interest	10%	10%
Coverage of tangible security coverage	95.29%	100%
Rating wise distribution of rated loans	NA	NA

ii. Co-Lending

(Amount in ₹ crore)

Particulars	Year Ended 31.03.2023	Year Ended 31.03.2022
No. of accounts Purchased during the year	56846	13272
Aggregate outstanding	5106.02	1500.21
Weighted average maturity	175.00	204
Weighted average holding period	0.00	0
Retention of beneficial economic interest	20%	20%
Coverage of tangible security coverage	87%	100%
Rating wise distribution of rated loans	NA	NA

vi. Recovery ratings assigned to Security Receipts held by bank as on 31.03.2023 Bank is holding an investment of ₹ 2335.13 crore in security receipts (SR) as on 31.03.2023. Rating wise distribution of the same is as under:

(Amount in ₹ crore)

Rating of SR	Book Value 31.03.2023	Book Value 31.03.2022
R1	3.08	31.38
R2	156.68	236.90
R3	60.69	18.34
R4	17.18	34.23
R5	31.56	2007.33
Rating Withdrawn	2065.93	155.52
Grand Total	2335.13	2483.70

g. Fraud Accounts

In terms of RBI circular RBI/2015-16/376/DBR.No.BP.BC.92/21.04.048/2016-16 dated 18.04.2016 details of Fraud and Provision are as below:

(Amount in ₹ crore)

Particulars	31.03.2023	31.03.2022
Number of frauds reported	533	1243
Amount involved in fraud (₹ crore)	1108.57	773.36
Amount of provision made for such frauds* (₹ crore)	1108.57	773.36
Amount of Unamortised provision debited from 'other reserves' as at the end of the year (₹ crore)	0	0

*Amount consists of recovery/FITL balance etc. against which provision is not required.

h. Resolution of Covid-19 related Stress:

i. Disclosure regarding accounts restructured under resolution framework 1.0 & 2.0 as on 31.03.2023

(Amount in ₹ crore)

Type of borrower	Exposure to accounts classified as Standard consequent to implementation of resolution plan-Position as at the end of the previous half-year (A)**	Of (A), aggregate debt that slipped into NPA during the half-year	Of (A) amount written off during the half-year	Of (A) amount paid by the borrowers during the half-year***	Exposure to accounts classified as Standard consequent to implementation of resolution plan-Position as at the end of this half-year
Personal Loans #	1835.54	58.47	NIL	18.20	1758.87
Corporate persons*	1160.92	77.32	NIL	87.61	995.99
Of which MSMEs	354.14	77.32	NIL	35.89	240.93
Others	2469.55	231.88	NIL	168.34	2069.33
Total	5466.01	367.67	NIL	274.15	4824.19

* As defined in Section 3(7) of the Insolvency and Bankruptcy Code, 2016

** Includes accounts where request received till September 30, 2021 and implemented subsequently. Customer-wise exposure has been taken in disclosure after adjustment of new addition and up gradation of accounts.

*** Includes net change in exposure during the period.

Personal loan represents retail advances.

The outbreak of Corona virus (COVID-19) pandemic globally including India has resulted in slowdown of economic activities and increased volatility in financial markets. The extent to which the COVID-19 pandemic will impact the Bank's financial results will depend on future developments, which are highly uncertain. Given the uncertainty, because of COVID-19 pandemic, the Bank is continuously monitoring any material change in future economic condition which may impact the Bank's operations and its financial results in future depending on the developments which may differ from that estimated as at the date of approval of the financial statements.

Amount in Cr

Disclosure of Restructured Accounts as on 31st March, 2023

NAME OF THE BANK:		CENTRAL BANK OF INDIA																		(Amount in ₹ Crore)			
Sr No	Type of Restructuring → Asset Classification → Details ↓	Under CDR Mechanism						Under SVE Debt Restructuring Mechanism						Others						Total			
		Stand-ard	Sub-stand-ard	Doubt-ful	Loss	Total	Stand-ard	Sub-stand-ard	Doubt-ful	Loss	Total	Stand-ard	Sub-stand-ard	Doubt-ful	Loss	Total	Stand-ard	Sub-stand-ard	Doubt-ful	Loss	Total		
1	Restructured Amount outstanding Provision thereon	0.00	0.00	7	122.03	529.52	3274.20	360.13	359.27	43.67	4037.28	5519.61	86.88	5023.98	2179.65	12810.12	8793.81	447.01	5790.74	2345.36	17376.92	1101	92452
2	Fresh Amount outstanding Provision thereon	0.00	0.00	0	0.00	0.00	1.80	1.80	0.00	0.00	0.00	0.77	0.08	0.00	176.22	15.67	3.33	159.02	0.85	0.77	0.00	0.00	190
3	Upgraded Amount outstanding Provision thereon	0.00	0.00	-1	-43.93	-43.93	37.55	-33.72	-3.27	-0.56	0.00	125.10	-14.25	-66.91	-0.01	43.93	162.65	-47.97	-114.11	-1	-0.57	0.00	0.00
4	Restructured Amount outstanding Provision thereon	0.00	0.00	0	0.00	0.00	0.49	-0.40	-0.09	0.00	0.00	0.17	-0.08	-0.09	0.00	0.00	0.00	-0.48	-0.18	0.00	0.00	0.00	
5	Restructured Amount outstanding Provision thereon	0.00	0.00	0	0.00	0.00	-67.39	61.30	128	481	67.39	-2852	2426	373	2852	-9591	8556	501	534	9591	534	9591	
6	Restructured Amount outstanding Provision thereon	0.00	0.00	0	0.00	0.00	-615.40	521.02	76.75	17.62	615.40	-851.23	129.87	93.66	627.70	851.23	-1466.63	650.89	170.42	645.32	1466.63	645.32	
7	Restructured Amount outstanding Provision thereon	0.00	0.00	2	161.04	-142.69	-248.56	-269.00	91.61	164.38	-876.97	-491.12	-64.59	-3,647.10	3,120.33	-1,933.70	-739.68	-333.59	-3,859.22	3,445.75	-2,953.36	3402	88383
	Restructured Amount outstanding Provision thereon	0.00	0.00	3	283.08	342.90	2447.79	580.23	524.37	225.11	3777.50	4318.04	139.44	1562.65	5927.67	11947.81	6765.83	719.68	2146.84	6435.86	16068.21	6435.86	
	Restructured Amount outstanding Provision thereon	0.00	0.00	0	0.00	0.00	20.00	4.68	6.62	0.00	31.30	23.15	1.01	1.73	0.00	25.88	49.70	5.69	8.34	0.00	0.00	0.00	

*Excluding the figures of Standard Restructured Advances which do not attract higher provisioning or risk weight (if applicable).

** provision held is figure of sacrifice provision.

Closing outstanding balance as on 31.03.2023 is after increase / recovery during the financial year. The figures also includes

ii. Disclosure on Restructured Accounts to MSME Borrowers:

In accordance with RBI circular no. DBR No. BP.BC.18/21.04.048/2018-19 dated January 01,2019, DOR No. BP.BC.34/21.04.048/2019-20 dated February 11, 2020 and RBI/2020-21/17 DOR No. BP.BC/4/21.04.048/2020-21 dated August 6, 2020 on "Relief for MSME borrowers either exempted or registered under Goods and Services Tax(GST), the details of MSME restructured accounts as on 31st March, 2023 are as under:

No of Accounts Restructured	# Amount (₹ in Crore)
23298	2478.29

Standard Restructured accounts exposure. The Bank has maintained additional provision on standard restructured accounts at 5% & 10% whichever applicable.

i. Disclosure with respect to NCLT provisions:

As per RBI circular No. DBR No. BP.15199/21.04.048/2016-17 and DBR No. BP.1906/21.04.048/2017-18 dated June 23, 2017 and August 28, 2017 respectively, for the accounts covered under the provisions of Insolvency and Bankruptcy Code (IBC), the Bank is holding total provision of ₹ 6316.13 crore as at 31 March 2023 (₹ 6406.10 crore for March 31, 2022) (including FITL of ₹ 127.90 crore) @ (100 % of total outstanding including Investment) as at March 31, 2023.

j. Resolution of Stressed Assets:

RBI vide their circular no. RBI/ 2018-19/ 203 DBR. No.BP.BC. 45/21.04.048/2018-19 dated June 7, 2019 on Prudential Framework for Resolution of Stressed Asset issued guidelines for implementation of Resolution Plan, also containing requirements of additional provision as per Para 17 of this RBI circular. The outstanding in such cases as at March 31, 2023 is ₹ 1602.59 crore (₹ 1757.84 crore for March 31, 2022) and in compliance of the above RBI circular, the Bank has held additional provision of ₹ 251.26 crore (₹ 435.37 crore for March 31, 2022) as at March 31, 2023 and hold total provision of ₹ 1116.67 crore (₹ 1092.32 crore for March 31, 2022) as at March 31, 2023.

q) Disclosure in respect of ILFS and ILFS entities

In terms of RBI circular no RBI/2018-19/175 DBR.BP.BC.No.37/21.04.048/2018-19 dated 24.04.2019 Position as on 31.03.2023 is as under:

(Amount in ₹ crore)

Amount Outstanding	Of (1), total amount of exposures which are NPAs as per IRAC norms and not classified as NPA.	Provisions required to be made as per IRAC norms	Provisions actually held	Description
1	2	3	4	5
193.31	-	193.31	193.31	ILFS FIN CP
16.49	-	16.49	16.49	ILFS EQ
2.47	-	1.02	1.02	New TIRUPUR
212.27	-	210.82	210.82	TOTAL

l) Countercyclical Provisioning Buffer

(Amount in ₹ crore)

Particulars	31.03.2023	31.03.2022
A Opening balance in the Countercyclical Provisions account	0	47.34
B The quantum of Countercyclical Provisions made in the Accounting Year	0	-
C Amount of draw down made during the Accounting Year.	0	47.34
D Closing balance in the Countercyclical Provisions account	0	NIL

m. Provision on Standard Assets

(Amount in ₹ crore)

Items	31.03.2023	31.03.2022
Provisions towards Standard Assets held	2086.50	1624.94

n. Disclosure on Large Exposure framework:

Details of Accounts where bank has exceeded prudential exposure ceilings as per Large Exposure (LE) Framework in respect of any Individual and Group Account based on Tier-1 capital, are as below:-

Large Exposures to counterparties (Single as well as group of connected counterparties) bank's eligible capital base. (Tier I Capital as of 31.03.2023 ₹ 20099.54 Crore)

(Amount ₹ in Crore)

Sr. No.	Borrower/ Customer Name	Whether Single (S) or Group (G) of connected Counter parties	Exposure Amount	Exposure as % of Tier I Capital ₹ 20099.54 Crore
NIL				

o. Statement of Loans and Advances secured by Intangible Assets viz. Rights Licenses Authorizations etc. which is shown as unsecured in Schedule-9: NIL

5. Exposures

a) Exposure to Real Estate Sector

(Amount in ₹ crore)

Category	31.03.2023	31.03.2022
(A) Direct Exposure		
(i) Residential Mortgages -	43911.97	29376.53
Lending fully secured by mortgages on residential property that is or will be occupied by the borrower or that is rented. (Individual housing loans eligible for inclusion in priority sector advances shall be shown separately). Exposure would also include non-fund based (NFB) limits.	14518.35	13484.79
(ii) Commercial Real Estate -		
Lending secured by mortgages on commercial real estate (office buildings, retail space, multipurpose commercial premises, multifamily residential buildings, multi tenanted commercial premises, industrial or warehouse space, hotels, land acquisition, development and construction, etc.). Exposure would also include non-fund based (NFB) limits:	2692.08	1696.14
(iii) Investments in Mortgage-Backed Securities (MBS) and other securitized exposures-		
- Residential	0.00	0.00
- Commercial Real Estate	0.00	0.00
(B) Indirect Exposure		
(i) Fund based and non-fund based exposures on National Housing Bank (NHB) and Housing Finance Companies (HFCs).	11680.01	2048.40
Total Exposure to Real Estate Sector	58284.06	33305.57

b) Exposure to capital market

(Amount in ₹ crore)

Particulars	31.03.2023	31.03.2022
i) Direct Investment in equity shares, convertible bonds, convertible debentures and units of equity oriented mutual funds the corpus of which is not exclusively invested in corporate debt	406.45	408.71
ii) Advances against shares/ bonds/ debentures or other securities or on clean basis to individuals for investment in shares (including IPOs/ ESOPs) convertible bonds, convertible debentures and units of equities-oriented mutual funds	1.01	1.58
iii) Advances for any other purposes where shares or convertible bonds or convertible debentures or units of equity oriented mutual funds are taken as primary security.	0.00	0.00
(iv) Advances for any other purposes to the extent secured by the collateral securities of shares or convertible bonds or convertible debentures or units of equity-oriented mutual funds i.e. where the primary security other than shares/ convertible bonds/ convertible debentures/ units of equity-oriented mutual funds does not fully cover the advances. Debentures or units of equity oriented mutual funds i.e. where the primary security other than shares/ convertible bonds/ convertible debentures/ units of equity oriented mutual funds does not fully cover the advances.	120.53	28.73
(v) Secured and unsecured advances to stockbrokers and guarantees issued on behalf of stockbrokers and market makers.	484.39	292.35
vi) Loans sanctioned to corporates against the securities of shares/ bonds/ debentures or other securities or on clean basis for meeting promoter's contributions to the equity of new companies in anticipation of raising resources.	0.00	0.00
vii) Bridge Loans to the companies against expected equity flows/ issues.	0.00	0.00
viii) Underwriting commitments taken up by the banks in respect of primary issue of shares or convertible bonds or convertible debentures or units of equity-oriented mutual funds	0.00	0.00
ix) Financing to stock brokers for margin trading	0.00	0.00
x) All exposures to Venture Capital funds (both registered and unregistered)	437.86	471.22
Total Exposure to Capital Market	1450.24	1202.59

c) Risk Category-wise Country Exposure :

Risk Category	Exposure (net) as at March 31st (2023)	Provision held as March 31st (2023)	Exposure (net) as at March 31st (2022)	Provision held as March 31st (2022)
Insignificant	224.30	NIL	15300.57	NIL
Low	242.12	NIL	351.35	NIL
Moderately Low	NIL	NIL	NIL	NIL
Moderate	62.44	NIL	3.76	NIL
Moderately High	NIL	NIL	NIL	NIL
High	1.42	NIL	22.38	NIL
Very High	3.30	NIL	56.08	NIL
Restricted	5.27	NIL	NIL	NIL
Off-Credit	0.33	NIL	NIL	NIL
Total	539.18	NIL	15734.15	NIL

STRATEGY

NOTICE

REPORTS

FINANCIALS

As the Bank's Net Funded exposure for the year in respect of Foreign Exchange Transaction is less than 1 % of total assets of the Bank, no provision is considered necessary.

d) Unsecured Advances

Particulars	31.03.2023	31.03.2022
Total unsecured advances of the bank	20737.90	14416.76
Out of the above, amount of advances for which intangible securities such as charge over the rights, licenses, authority, etc. have been taken	NIL	NIL
Estimated value of such intangible securities	NIL	NIL

e) Factoring Exposures:

There is no factoring exposure as at 31.03.2023 or 31.03.2022.

f) Intra-Group Exposures

(Amount in ₹ crore)

Particulars	31.03.2023	31.03.2022
Total amount of intra-group exposures	1316.91	1099.69
Total amount of top-20 intra-group exposures	1316.91	1099.69
Percentage of intra-group- exposures to total exposure of the bank on borrowers/customers	0.42%	0.40%
Details of breach of limits on intra-group exposures and regulatory action thereon if any	NIL	NIL

g) Unhedged Foreign Currency exposure:

The Bank has put in place a Board approval policy and process for managing currency induced credit risk. The credit appraisal memorandum (Executive Brief) prepared at the time of origination and review of a credit facility covers the required details viz. Total Foreign Exchange exposure, of which hedged position & if un-hedged, how the borrower plans to cover.

Provision on the un-hedged portion of foreign portion of currency exposures of customers is made on quarterly basis.

As per the Board approval policy, all Advances involving foreign currency lending of USD 1 million or equivalent and above is mandatory to be hedged unless specially permitted by the competent authorities. However hedging need not be insisted in the following cases

- Where Forex loans are extended to finance exports, hedging need not be insisted. However it should be ensured that such customers have uncovered receivables to cover the loan amount.
- Where Forex loans are extended for meeting forex expenditure.
- In respect of advances involving foreign currency loans below USD 1 million or equivalent:
- In case of corporates who are rated "A" and above, Competent Authority may permit allowing advances involving foreign currency loans without insisting for hedging.
- Customers who do not satisfy the conditions stipulated above will be required to provide cash margin, if they prefer to keep exposure open, to the extent of the forward premium prevailing for the tenor of un-hedged exposure.

Movement of Provision is as under:-

Particulars	For the year ended March 2023	For the year ended March 2022
Opening Balance Provision account	4.18	3.53
The quantum of provisions made in the accounting year (including exchange difference)	3.43	0.65
Amount Reversed during the accounting year	0.00	0.00
Closing balance in the provisions account	7.61	4.18

In accordance with RBI guidelines, as at March 31, 2023, the amount of bank's credit exposure against un-hedged Foreign Currency Exposure of borrowers attracting 80 bps provisions was ₹. 4604.40 Crore. The additional RWA on this exposure is ₹ 87.04 Crore against this additional minimum capital requirement is ₹ 10 Crore.

Based on the available financial statements and the declarations from borrowers, the Bank has estimated the liability for Un-hedged Foreign Currency in terms of RBI circular RBI/2022-23/131 DOR.MRG.REC.76/00-00-007/2022-23 dated October 11, 2022 and is holding a provision of ₹. 7.61 Crore as on March 31 2023 (Previous Year ₹. 4.18 Crore)

CATEGORY	31.03.2023	31.03.2022
Unhedged Foreign Currency exposure	9,375.38	8118.03
Based on the available financial statements and the declaration from borrowers, the Bank has estimated the liability towards Unhedged Foreign Currency Exposure to their constituents in terms of RBI circular DBOD. NO.BP.BC.85/21.06.200/2013-14 dated January 15, 2014 and Bank has taken into consideration the exchange risks arising out of volatility in the forex market and accordingly has made suitable provisions to reduce the risks. Bank has also taken into consideration credit risks arising out of Unhedged foreign currency exposure and accordingly Bank has put in place risk mitigation measures. Provisions held for Unhedged Foreign Currency exposure	7.61	4.18

h) Single Borrower and Group Borrower exposure limits:

The Bank had taken single borrower exposure & Group Borrower exposure within the prudential limit prescribed by RBI.

6. Disclosure regarding concentration of Deposits, Advances, Exposures and NPAs:

a) Concentration of deposits:

(Amount in ₹ crore)

Particulars	31.03.2023	31.03.2022
Total deposits of the twenty largest depositors	14559.22	12342.17
Percentage of deposits of twenty largest depositors to total deposits of the bank	4.05%	3.60%

b) Concentration of Advances*

(Amount in ₹ crore)

Particulars	31.03.2023	31.03.2022
Total Advances (Credit Exposure) to Top 20 largest borrowers	35269.83	32719.97
Total Advances (Credit Exposure)	298649.76	254575.14
Percentage of Advances to twenty largest borrowers to Total Advances of the bank	11.81%	12.85%

*Represent Credit exposure as per RBI Norms

c) Concentration of Exposures**

(Amount in ₹ crore)

Particulars	31.03.2023	31.03.2022
Total exposure to twenty largest borrowers/customers	37574.72	34890.24
Total Exposure	316640.07	273978.20
Percentage of exposures to the twenty largest borrowers/customers to the total exposure of the bank on borrowers/customers	11.87%	12.73%

** Represent credit and investment exposure

d) Concentration of NPAs

(Amount in ₹ crore)

Particulars	31.03.2023	31.03.2022
Total Exposure to top twenty NPA accounts	13895.20	13962.04
Percentage of exposures to the top twenty largest NPA exposure to total Gross NPAs	29.08%	27.84%

7. Derivatives

a) Forward Rate Agreement / Interest Rate Swap

(Amount in ₹ crore)

Sr. Particulars No.	Current Year	Previous Year
i) The Notional Principal of Swap agreements	5625.00	3530.00
ii) Losses which would be incurred if counterparties failed to fulfill their obligations under the agreements.	63.71	2.90
iii) Collateral required by the bank upon entering into swaps	NIL	NIL
iv) Concentration of credit risk arising from the swaps	NIL	NIL
v) The fair value of the swap book	63.71	2.90

Nature and Terms of Interest rate swap:

INSTRUMENT	NATURE	NOS	NOTIONAL PRINCIPAL	BENCHMARK	TERMS
IRS	HEDGING	97	1,760.00	MIBOR	FIXED PAY VS FLOATING RECEIVABLE
IRS	TRADING	109	1,585.00	MIBOR	FIXED PAY VS FLOATING RECEIVABLE
IRS	TRADING	147	2,280.00	MIBOR	FLOATING PAY VS FIXED RECEIVABLE

c) Exchange Traded Interest Rate Derivatives

(Amount in ₹ crore)

Sr. Particulars No.	Current Year	Previous Year
i) Notional principal amount of exchange traded interest rate derivatives undertaken during the year (instrument wise)	NIL	NIL
ii) Notional principal amount of exchange traded interest rate derivatives outstanding as on 31 st March 2022 (instrument wise)	NIL	NIL
iii) Notional principal amount of exchange traded interest rate derivatives outstanding and not 'highly effective' (instrument wise)	NIL	NIL
iv) Mark-to market value of exchange traded interest rate derivatives outstanding and not 'highly effective' (instrument wise)	NIL	NIL

c) Disclosures on risk exposure in derivatives:

l) Qualitative Risk Exposure

- The Bank currently deals in over the counter (OTC) interest rate and currency derivatives as also in Interest Rate Futures and Exchange Traded Currency Derivatives. Interest Rate Derivatives dealt by the Bank are rupee interest rate swaps and foreign currency interest rate swaps. Currency derivatives dealt by the Bank are USD/INR currency swaps and cross currency swaps. The products are offered to the Bank's customers to hedge their exposures and the Bank also enters into derivatives contracts to cover off such exposures. Derivatives are used by the Bank both for trading as well as hedging balance sheet items.
- Derivative transactions carry market risk i.e., the probable loss the Bank may incur as a result of adverse movements in interest rates/exchange rates and credit risk i.e. the probable loss the Bank may incur if the counterparties fail to meet their obligations. The Bank's "Policy for Derivatives" approved by the Board prescribes the market risk parameters (Greeks limits, Loss Limits, cut-loss triggers, open position limits, duration, modified duration, PV01 etc.) as well as customer eligibility criteria (credit rating, tenure of relationship, limits and customer appropriateness and suitability of policy (CAS) etc.) for entering into derivative transactions. Credit risk is controlled by entering into derivative transactions only with counterparties satisfying the criteria prescribed in the Policy. Appropriate limits are set for the counterparties taking into account their ability to honor obligations and the Bank enters into ISDA agreement with each counter party.

10) Transfers to Depositor Education and Awareness Fund (DEA Fund)

(Amount in ₹ crore)

Sr. Particulars No.	Year ended 31.03.2023	Year ended 31.03.2022
i) Opening balance of amounts transferred to DEA Fund	1085.73	837.35
ii) Add: Amount transferred to DEA Fund during the year	209.65	258.53
iii) Less: Amount reimbursement by DEA Fund towards claims	24.83	10.15
iv) Closing balance of amounts transferred to DEA Fund	1270.55	1085.73

11) Disclosure of Complaints:

a) Summary information on complaints received by the bank from customers and from the Offices of ombudsman :

Sr. Particulars No.	Year Ended 31.03.2023	Year Ended 31.03.2022
Complaints received by the bank from its customers		
1 Number of complaints pending at beginning of the year	384	162
2 Number of complaints received during the year	28399	28413
3 Number of complaints disposed during the year	28289	28191
3.1 Of which, number of complaints rejected by the bank	0	0
4 Number of complaints pending at the end of the year	494	384
Maintainable complaints received by the bank from Office of Ombudsman		
5 Number of maintainable complaints received by the bank from Office of Ombudsman	4832	5911
5.1 Of 5, number of complaints resolved in favour of the bank by Office of Ombudsman	4610	5543
5.2 Of 5, number of complaints resolved through conciliation/mediation/ advisories issued by Office of Ombudsman	222	367
5.3 Of 5, number of complaints resolved after passing of Awards by Office of Ombudsman against the bank	02	01
6 Number of Awards unimplemented within the stipulated time (other than those appealed)	0	0

Note: Maintainable complaints refer to complaints on the grounds specifically mentioned in Integrated Ombudsman Scheme 2021 (Previously Banking Ombudsman Scheme, 2006) and covered within the ambit of the Scheme.

b) Top five Grounds of Complaints received by the bank from customers:

Grounds of complaints (i.e. complaints relating to)	Number of complaints pending at the beginning of the year	Number of complaints received during the year	% increase/decrease in the number of complaints received over the previous year	Number of complaints pending at the end of the year	Of 5, Number of complaints beyond 30 days
1	2	3	4	5	6
FY 2022-23					
ATM Transactions	539	117953	(-)23.97	1622	0
Internet/Mobile/E-banking	8	6602	300.12	16	0
Facilities for customers visiting the branch etc.	22	6878	233.56	98	0
A/C Opening/difficulty in operation of account-General Banking	7	74	(-)95.16	2	0
Loans & Advances	6	1011	51.80	36	0
Others	341	13834	(-)38.50	342	0
Total	923	146352		2116	0
FY 2021-22					
ATM Transactions	4219	155153	(-) 18.40	539	0
Internet/Mobile/E-banking	3	1650	(-) 33.60	8	0
Facilities for customers visiting the branch etc.	3	2062	(-) 3.87	22	0
A/C Opening/difficulty in operation of account-General Banking	2	1529	(-) 13.57	7	0
Loans & Advances	2	666	(+) 20.87	6	0
Others	152	22506	(+) 33.47	341	0
Total	4381	183566		923	0

c) Investors' Complaints:

Sr. No.	Particulars	Year Ended 31.03.2023	Year Ended 31.03.2022
1	Pending at the beginning of the year	0	0
2	Received during the year	3	3
3	Redressed during the year	3	3
4	Pending at the end of the year	0	0

12. Disclosure of Penalties imposed by the Reserve Bank of India - Nil
13. Disclosure on Remuneration

(Amount in ₹ crore)

Name	Designation	Key Management Personnel	
		31.03.2023	31.03.2022
Mr. Matam Venkata Rao	Managing Director & CEO	0.41	0.32
Mr. Alok Srivastava (Up to 30.11.2022)	Executive Director	0.25	0.29
Mr. Vivek Wahi	Executive Director	0.34	0.27
Mr. Rajeev Puri	Executive Director	0.37	0.28
Mr. M V Murali krishna (w.e.f. 01.12.2022)	Executive Director	0.10	0.00
Total		1.47	1.16

Note: Keeping in line with para 9 of the AS – 18 – “Related Party Disclosure” issued by ICAI, the transactions with the Subsidiaries and Associates Enterprises have not been disclosed which exempts the State Controlled Enterprises from

making any disclosures pertaining to transactions with other related State Controlled Enterprises.

Further, transactions in the nature of Banker-Customer relationship including those with KMP and relatives of KMP have not been disclosed in terms of Para 5 of AS-18.

14. Other Disclosures

a. Business Ratios

Sr. No.	Items	31.03.2022	31.03.2021
(i)	Interest Income as a percentage to Working Funds	7.07%	6.65 %
(ii)	Non-interest income as a percentage to Working Funds	1.13%	0.87%
(iii)	Cost of Deposits	3.92%	3.86 %
(iv)	Net Interest Margin	3.64%	3.21 %
(v)	Operating Profit as a percentage to Working Funds	1.90%	1.67%
(vi)	Return on Assets	0.44%	0.30%
(vii)	Business (deposits plus advances) per employee (in ₹ Crore)	18.45 crore	17.15 crore
(viii)	Profit per employee (in ₹ Crore)	0.05	0.03

b. Bancassurance Business:

The details of fees / brokerage earned in respect of insurance broking, agency and bancassurance business undertaken by them shall be disclosed for both the current year and previous year.

Fees/brokerage received in respect of the Bancassurance Business undertaken is as under:

Particulars	31.03.2023		31.03.2022	
	No. of policies	Amount (in ₹ crore)	No. of policies	Amount (in ₹ crore)
Life	66509	78.86	97299	63.75
Non-Life	248089	12.27	239907	10.61
Total	314598	91.13	337206	74.36

c) Marketing and distribution

There are no Marketing and distribution function (excluding bancassurance business) undertaken by bank.

d) Disclosure regarding priority sector lending certificates

Our bank has sold PSLC during 2022-23 as given below:

(Amount in ₹ crore)

Category	Year Ended 31.03.2023	Year Ended 31.03.2022
PSLC Micro Enterprises	700.00	0.00
PSLC Agriculture	0.00	0.00
PSLC General	1000.00	10500.00
PSLC Small and Marginal Farmers	2950.00	5028.00
Total	4650.00	15528.00

The Bank has not purchased PSLC during FY 2021-22 and FY 2022-23.

e) Provisions and Contingencies: Refer note no 15 (i) of Disclosure made as per the Accounting Standard-29 hereinafter in this schedule.

f) Implementation of IFRS converged Indian Accounting Standards (Ind AS)

RBI vide Circular DBR.BP.BC.No.29/21.07.001/2018-19 dated March 22, 2019 deferred implementation of Ind AS till further notice. However, RBI requires all banks to submit Proforma Ind AS financial statements every half year. Accordingly, the Bank is preparing and submitting to RBI Proforma Ind AS financial statements every half year after approval by Management.

g) Payment of DICGC Insurance Premium

(Amount in ₹ crore)

Provisions debited to Profit and Loss Account	31.03.2023	31.03.2022
i) Payment of DICGC Insurance Premium	431.32	448.98
ii) Arrears in payment of DICGC premium	-	-

v. Disclosure on amortization of expending on account of enhancement in family pension of employees of Banks :-

RBI vide their Circular No.: RBI/2021-22/105 DORACC.REC.57/21.04.018/2021-22 dated 4th October 2021, has permitted Banks to amortize the additional liability on account of revision in family pension for employees over a period of not exceeding 5 (five) years, beginning with financial year ended 31st March 2022, subject to a minimum of 1/5th of the total amount being expensed every year. Based on the Actuarial Valuation report obtained by the Bank the additional liability on account of revision in family pension for employees is arrived at ₹ 821.95 crore. Bank has opted to amortize the same as per the said circular of RBI and has charged an amount of ₹ 544.52 crore out of ₹ 821.95 crore to the Profit & Loss account during the financial year ended 31st March, 2022. During the year ended March 31st, 2023, the Bank has charged ₹ 164.40 crore to the Profit and Loss account. The balance unamortized expense of ₹.113.03 crore has been carried forward to subsequent years. The consequential impact of unamortised pension liability on net profit for the current financial year is ₹ 73.53 crores (net of taxes).

i) Balancing of Books / Reconciliation:

a) The parent Bank is under process of reconciling the outstanding balances/entries in various heads of accounts included in Inter office adjustment (IBR) account.

The Net balance of IBR account as at 31st March, 2023 is ₹ 1.95 Crore (net credit) and as at 31st March, 2022 is ₹ 19.01 crore (net credit).

b) The reconciliation of the following items are in progress :

- Inter Branch Office Balance
- Suspense Accounts
- Clearing & other Adjustment Accounts
- Certain balances in nominal account
- Balances related to ATM Department
- Mirror Accounts maintained by Central Card Department and other balances
- Data/System updation of Agricultural and Priority Sector Advances
- Fixed Asset
- GST
- Other Assets
- Other Liabilities

The management is of the opinion that the overall impact, if any, on the accounts will not be significant.

j) Additional disclosure related to other asset & other liabilities:

(Amount in ₹ crore)

Particulars	FY 2022-23	FY 2021-22
Schedule 5 Other liabilities-IV-5 any item under "others (including provisions)" exceeds 1% of total assets	Nil	Nil
Schedule 11 Other asset –VI any item under "others" in other assets exceeds 1% of the total assets	Nil	Nil
Schedule 14-VII "other miscellaneous income" any item under this head exceeds 1% of total income	Recovery received in accounts written off ₹ 1282.59 crore which is 4.33 % of other total income.	Recovery received in accounts written off ₹ 331.53 crore which is 1.29 % of other total income.
Schedule 16-XII "other expenditure" any item under this head exceeds 1% of total income	Nil	ATM interchange fee paid of ₹ 281.14 which is 1.09 % of other expenditure

15. Disclosure Requirements as per the Accounting Standards

The following information is disclosed in terms of Accounting Standards issued by The Institute of Chartered Accountants of India (ICAI):

a) Accounting Standard – 5 “Net Profit or Loss for the period, Prior Period Items, and Changes in Accounting Policies”

The financial statements for the year ended March 31, 2023 have been prepared following the Accounting Policies and practices as those followed in the annual financial statements for the year ended March 31, 2022 except for accounting of Performance Linked Incentives (PLI). Until the financial year 2021-22, PLI was accounted for on cash basis and from financial year 2022-23 the PLI is accounted for on accrual basis. This change in accounting policy has resulted in decrease in profit before tax by ₹ 104.24 crore for year ended March 31, 2023.

b) Accounting Standard-15 “Employee Benefits”:

i. Defined Benefit Plans, Employee’s pension plan and Gratuity plan

The following table sets out the status of the Defined Benefit Pension Plans and Gratuity Plan as per Actuarial Valuation by the independent Actuary appointed by the parent bank:-

(Amount ₹ in Crore)

Particulars	Pension Plan		Gratuity Plan	
	Current Year	Previous Year	Current Year	Previous Year
	FY(22-23)	FY(21-22)	FY(22-23)	FY(21-22)
Change in the Present Value of the Defined Benefit Obligation				
Opening Defined Benefit Obligation 1st April, 2022	16237.43	15557.68	1730.20	1726.67
Current Service Cost	85.97	82.63	107.84	100.62
Interest Cost	1177.21	1012.96	109.69	103.25
Past Service Cost (Vested Benefit)	0.00	821.95	0.00	0.00
Actuarial Losses (gains)	909.56	301.95	(15.07)	100.23
Benefits Paid	(1681.17)	(1539.75)	(280.94)	(300.56)
Direct Payment by Bank	0.00	0.00	0.00	0.00
Closing Defined Benefit Obligation at 31st March, 2023	16729.00	16237.43	1651.72	1730.20
Change in Plan Assets				
Opening Fair Value of Plan Assets as at 1st April, 2022	15807.88	15198.05	1630.51	1534.62
Expected Return on Plan Assets	1133.25	1074.53	110.79	98.93
Contributions by Employer	1327.65	976.98	231.29	252.11
Expected Contributions by the employees	0.00	0.00	0.00	0.00
Benefits Paid	(1681.17)	(1539.75)	(280.94)	(300.56)
Actuarial Gains /(Loss) on Plan Assets	(103.69)	98.07	(54.23)	45.41
Closing Fair Value of Plan Assets as at 31st March, 2023	16483.92	15807.88	1637.42	1630.51
Amount Recognized in the Balance Sheet				
Present Value of Funded obligation at 31st March, 2023	16729.00	16237.43	1651.72	1730.20
Fair Value of Plan Assets at 31st March, 2023	(16483.92)	(15807.88)	1637.42	(1630.51)
Unrecognized past service Cost	0.00	(277.43)	0.00	0.00
Deficit/(Surplus)	245.08	152.12	14.30	99.69
Net Liability/(Asset)	245.08	152.12	14.30	99.69

(Amount ₹ in Crore)

Particulars	Pension Plan		Gratuity Plan	
	Current Year	Previous Year	Current Year	Previous Year
	FY(22-23)	FY(21-22)	FY(22-23)	FY(21-22)
Net Cost Recognized in the Profit and Loss Account				
Current Service Cost	85.97	82.63	107.83	100.62
Past Service Cost-Recognized	657.56	544.52	0.00	0.00
Interest Cost	1177.21	1012.96	109.69	103.25
Expected Return on Plan Assets	(1133.26)	(1074.53)	(110.79)	(98.93)
Net Actuarial Losses/(Gain) Recognized During the Year	1013.25	203.88	39.17	54.82
Total Cost of Defined Benefit Plans included in Schedule 16 "Payments to and provisions for Employees"	1800.74	769.47	145.90	159.76
Reconciliation of Expected Return and Actual Return on Plan Assets				
Expected Return on Plan Assets	1133.26	1074.53	110.79	98.93
Actuarial Gain/(loss)on Plan Assets	(103.69)	98.07	(54.24)	45.41
Actual Return on Plan Assets	1029.57	1172.60	56.55	144.34
Reconciliation of Opening and Closing Net Liability				

STRATEGY

NOTICE

REPORTS

FINANCIALS

Particulars	Pension Plan	
	Current Year	Previous Year
	FY(22-23)	FY(21-22)
Principal Actuarial Assumptions		
Discount Rate	7.40	7.25
Expected Rate of Return on Plan Assets	7.40	7.25
Salary Escalation Rate	5.00	5.00
Pension Escalation Rate	4.00	4.00
Attrition Rate	2.50	2.50
Mortality Table	IALM(2012-14)	

Particulars	Gratuity Plans	
	Current Year	Previous Year
	FY(22-23)	FY(21-22)
Principal Actuarial Assumptions		
Discount Rate	7.40	6.90
Expected Rate of Return on Plan Assets	7.40	6.90
Salary Escalation Rate	5.00	5.00
Attrition Rate	2.50	2.50
Mortality Table	IALM(2012-14)	

SURPLUS/DEFICIT IN THE PLAN

EXPERIENCE ADJUSTMENT AMOUNT RECOGNIZED IN THE BALANCE SHEET	YEAR ENDED				
	31-03-2019	31-03-2020	31-03-2021	31-03-2022	31-03-2023
On Plan Liability (Gain)/ Loss	422.24	12.65	2,279.00	847.41	1,126.87
On Plan Asset (Loss) / Gain	(72.66)	346.19	276.30	98.07	1,013.25

The expected contribution to the Pension and Gratuity fund for next year is ₹ 245.08 crore and ₹ 14.30 Crore respectively.

ii. Defined Contribution Plan:

The bank has a defined contribution pension scheme (DCPS) applicable to all categories of officers and employees joining bank on or after 01/04/2010. The scheme is managed by NPS trust under the aegis of the Pension Fund Regulatory and Development Authority. National Securities Depository Limited (NSDL) has been appointed as the Central Record Keeping Agency for the NPS. During 2021-22, the bank has contributed ₹ 244.48 crore (Previous year ₹ 146.97 crore).

iii. Employees' Provident Fund:-

During the year bank has recognized expenses of ₹ 0.96 Crore and corresponding year ₹ 1.12 Crore on account of employer contribution for the employees covered under PF option Scheme i.e. PF Optees.

iv. Long Term Employee Benefits (Unfunded Obligation):

During the year bank has recognized expenses of ₹ 78.70 crore (Previous Year ₹ 43.24 crore) towards leave encashment expenses based on actuarial valuation.

Actuarial Valuation Report as per AS15 (revised 2005) - Privilege Leave Benefits

Asset and Liabilities

Particulars	Current Year	Previous Year
	FY (22-23)	FY (21-22)
Defined Benefit Obligation		
Fair Value of Plan Assets	-	-
Net Liability (Asset)	1070,33,08,807	991,63,07,002

Financial Assumptions

Particulars	Current Year	Previous Year
	FY (22-23)	FY (21-22)
Discount Rate	7.45%	6.90%
Salary Growth Rates	5.00%	5.00%

Withdrawal rates Per Annum

Age Band	Current Year	Previous Year
	FY (22-23)	FY (21-22)
25& Below		
26 to 35	2.50%	2.50%
36 to 45	2.50%	2.50%
46 to 55	2.50%	2.50%
56 & above	2.50%	2.50%

Mortality Rates: Indian Assured Lives Mortality (2012-14) Table

Sample Rates of (Indian Assured Life Mortality)IALM

Age (In Years)	Current Year	Previous Year
	FY (22-23)	FY (21-22)
20		
30	0.10%	0.10%
40	0.17%	0.17%
50	0.44%	0.44%
60	1.12%	1.12%

B) Other Long Term Employee Benefits

1. Actuarial Valuation Report as per AS15 (revised 2005) – Retirement Benefits

Asset and Liabilities

Particulars	Current Year	Previous Year
	FY (22-23)	FY (21-22)
Defined Benefit Obligation		
Fair Value of Plan Assets	-	-
Net Liability (Asset)	2,74,04,770	3,05,03,237

Financial Assumptions

Particulars	Current Year	Previous Year
	FY (22-23)	FY (21-22)
Discount Rate (P.a)		
Inflation Rate (p.a)	0.00 %	0.00 %
Expected Rate of Return (p.a)	Not Applicable	Not Applicable

Withdrawal rates Per Annum

Age Band	Current Year	Previous Year
	FY (22-23)	FY (21-22)
25& Below		
26 to 35	2.50%	2.50%
36 to 45	2.50%	2.50%
46 to 55	2.50%	2.50%
56 & above	2.50%	2.50%

Mortality Rates: Indian Assured Lives Mortality (2012-14) Table

Sample Rates of (Indian Assured Life Mortality)IALM

Age (In Years)	Current Year	Previous Year
	FY (22-23)	FY (21-22)
20		
30	0.10%	0.10%
40	0.17%	0.17%
50	0.44%	0.44%
60	1.12%	1.12%

2. Actuarial Valuation Report as per AS15 (revised 2005) – Long Service Benefits

Asset and Liabilities

Particulars	Current Year	Previous Year
	FY (22-23)	FY (21-22)
Defined Benefit Obligation		
Fair Value of Plan Assets	0	0
Net Liability (Asset)	1,21,30,154	1,18,22,548

Financial Assumptions

Particulars	Current Year	Previous Year
	FY (22-23)	FY (21-22)
Discount Rate (P.a)		
Inflation Rate (p.a)	0.00 %	0.00 %
Expected Rate of Return (p.a)	Not Applicable	Not Applicable

Withdrawal rates Per Annum

Age Band	Current Year	Previous Year
	FY (22-23)	FY (21-22)
25& Below		
26 to 35	2.50%	2.50%
36 to 45	2.50%	2.50%
46 to 55	2.50%	2.50%
56 & above	2.50%	2.50%

Mortality Rates: Indian Assured Lives Mortality (2012-14) Table

Sample Rates of (Indian Assured Life Mortality)IALM

Age (In Years)	Current Year	Previous Year
	FY (22-23)	FY (21-22)
20		
30	0.10%	0.10%
40	0.17%	0.17%
50	0.44%	0.44%
60	1.12%	1.12%

d) Accounting Standard 17 –

Segment Reporting

As per the revised guidelines of Reserve Bank of India the Bank has recognized Treasury Operations Corporate/ Wholesale Banking Retail Banking and other Banking business as primary reporting segments. There are no secondary reporting segments.

The following are the primary segments of the Bank:-

- Treasury
- Corporate / Wholesale Banking
- Retail Banking
- Other Banking Business.

The present accounting and information system of the Bank based on the present internal, organizational and management reporting structure and the nature of their risk and returns, the data on the primary segments have been computed as under:

i. Treasury –

The Treasury Segment includes the entire investment portfolio and trading in foreign exchange contracts and derivative contracts. The revenue of the treasury segment primarily consists of fees and gains or losses from trading operations and interest income on the investment portfolio.

ii. Corporate / Wholesale Banking –

The Corporate / Wholesale Banking segment comprises the lending activities of Corporate Accounts, Trust / Partnership Firms Companies and statutory bodies which are not included under Retail Banking and Stressed Assets Management Branch. These include providing loans and transaction services to corporate and institutional clients.

iii. Retail Banking –

The Retail Banking Segment comprises of retail branches, which primarily includes Personal Banking activities including lending activities to corporate customers having banking relations with these branches. The Retail Banking Segment consists of all exposures up to a limit of ₹ 7.50 crore (including Fund Based and Non Fund Based exposures) subject to orientation product granularity criteria and individual exposures. This segment also includes agency business and ATMs.

iv. Other Banking business –

Segments not classified under (i) to (iii) above are classified under this primary segment.

Secondary (Geographical Segment)

- i) Domestic Operations - Branches/Offices having operations in India
- ii) Foreign Operations – Bank has only one Joint Venture in Zambia.

(Amount in ₹ crore)

Business Segment	Business Segment (Solo)										Total
	Treasury		Corporate/Wholesale Banking		Retail Banking		Other Banking Operations				
	2022-23	2021-22	2022-23	2021-22	2022-23	2021-22	2022-23	2021-22	2022-23	2021-22	
Particulars											
Revenue	10,974.59	11,626.75	6,564.56	5,263.81	11,701.76	8,188.86	-	29,240.91	25,079.42		
Result	2,585.67	2,528.46	1,226.84	(2,288.70)	(1,208.26)	1,047.66	-	2,604.25	1,287.42		
Unallocated Expenses								41.09	429.54		
Operating Profit								2,645.34	1,716.96		
Income Taxes								1,063.14	672.13		
Extraordinary profit/loss	-	-	-	-	-	-	-	-	-		
Net Profit								1,582.20	1,044.83		
Other Information											
Segment Assets	184,294.75	197,643.37	77,326.33	66,602.32	130,251.75	107,018.70	-	391,872.83	371,264.39		
Unallocated Assets								14,292.65	15,158.11		
Total Assets								406,165.48	386,422.50		
Segment Liabilities	179,578.72	191,840.34	73,563.83	64,083.77	123,914.02	102,971.69	-	377,056.57	358,895.80		
Unallocated liabilities								-	-		
Total Liabilities								377,056.57	358,895.80		

* Segment Revenue and Expenses have been apportioned on the basis of the segment assets, wherever direct allocation is not possible. Figures have been regrouped wherever considered necessary to conform to current year classification.

The Bank has only one geographical segment i.e. Domestic Segment e) Related Party disclosures as per Accounting Standard 18 – Related Party

List of Related Parties:

I. Key Managerial Personal –

Name	Designation
i) Mr. Matam Venkata Rao	Managing Director & CEO
ii) Mr. Alok Srivastava (Upto 30.11.2022)	Executive Director
iii) Mr. Vivek Wahi	Executive Director
iv) Mr. Rajeev Puri	Executive Director
v) Mr. M V Murali Krishna (w.e.f. 01.12.2022)	Executive Director

II. Subsidiaries –

Name
i) Cent Bank Home Finance Ltd.
ii) Cent Bank Financial Services Ltd.

III. Associates –

- | | |
|-----|---|
| i) | Regional Rural Banks – |
| a. | Uttar Bihar Gramin Bank, Muzzaffarpur (Bihar) |
| b. | Uttarbanga Kshetriya Gramin Bank, Cooch Behar (West Bengal) |
| ii) | Indo – Zambia Bank Ltd., Zambia |

#In respect of related party disclosure regarding remuneration details are mentioned in Note no.13.

e) Accounting Standard – 19 “Leases”

- The premises of the Bank were revalued to reflect the market value as on 31.03.2021 based on valuation reports of external independent valuers’ and approved by the Board of Directors and ₹ 881.96 crore increase in value thereof have been credited to Revaluation Reserve Account.
- In case of assets, which have been revalued, the depreciation is provided on the revalued amount charged to Profit & Loss Account and the amount of incremental depreciation attributable to the revalued amount ₹ 65.36 crore for March 2023 (previous year 2021-22 ₹ 54.12 crore) is transferred from ‘Revaluation Reserves’ and credited to “Revenue and Other Reserves”.
- Land obtained on lease by bank includes market value as on 31.03.2021 is ₹ 8.99 crore (previous year ₹ 8.02 crore) with written down value as NIL (previous year ₹ NIL), the lease period of which has expired and the bank is still having its offices/building on these lands and vacant land obtained on lease by the Bank includes market value as on as on 31.03.2021 is ₹ 13.72 crore with written down value as NIL, where the lease period is expired, perusing with authorities for lease renewals.
- As per AS-19, operating leases primarily comprise office premises and staff residences, which are renewable at the option of the Bank.
 - Liability for Premises taken on non-Cancellable operating lease are NIL as on 31.03.2023.
 - Amount of lease payments recognized in the P&L Account for operating leases is ₹ 392.02 crore as on 31.03.2023 (Previous Year ₹ 357.07 crore).
- Additional Disclosure:

Premises obtained by the bank include own property of ₹ 37.13 crore for which registration formalities are still under progress.

The title of property amounting to ₹ 37.13 crore acquired on disposal of security are not in favor of bank as the matter is sub-judice.

f) Accounting Standard 20 – Earnings per Share

Earnings per share as per AS 20 have been arrived at as follows:

Particulars	31.03.2023	31.03.2022
Net Profit after Tax available for Equity Share Holder (₹in Crore)	1582.20	1044.83
Weighted Average number of Equity Share (No.)	868,09,39,432	823,51,53,502
Basic Earnings per Share (₹) *	1.82	1.27
Diluted Earnings per Share (₹) *	1.82	1.27
Nominal Value per Share (₹)	10	10

g) Accounting Standard 22 –Accounting for Taxes on Income

Provision for Income Tax for the year is arrived at after due consideration of relevant statutory provisions and judicial decisions on disputed issues.

- Claims against the bank not acknowledged as debt under contingent liabilities (schedule 12) includes ₹ 5726.89 crore (previous year ₹ 6050.22 crore) towards disputed Income Tax liability of the parent Bank. It includes Income tax appeals at various levels by bank and Income tax department. Provision for disputed amount of taxation is not considered necessary by the Bank on the basis of various judicial pronouncements and favorable decisions in Bank’s own case. Payments/ adjustments against the said disputed dues are included under Other Assets (schedule 11). Disputed service tax matter as on March 31st, 2023 is ₹ 7.64 crore.
- Government of India has inserted Section 115BAA in the Income Tax Act 1961 (“Act”) vide the Taxation Laws (Amendment) Ordinance 2019 dated September 20, 2019 which provides a non-reversible option to domestic companies to pay corporate tax at a reduced rate effective from April 01, 2019 subject to certain conditions.

The Bank has assessed the applicability of the act and opted to continue the existing tax rate (i.e. 34.944%) for the financial year ended March 31st, 2023.

Keeping in view the significant provisioning requirements and revision in guidelines of Deferred Tax Assets (DTA) in CET1 calculation by RBI tax review based on management's estimate of possible tax benefits against timing difference has been carried out and ₹ crore has been recognized as Deferred Tax Assets as at 31st March 2023. Component of deferred tax assets/ liabilities as on 31st March 2023 are as under:

Particulars	(Amount ₹ in Crore)			
	Deferred Tax Assets		Deferred Tax Liability	
	31.03.2023	31.03.2022	31.03.2023	31.03.2022
Business Loss	2270.61	1655.92	-	-
Provision for Leave Encashment	374.02	346.52	-	-
Provision for Loans and Advances	3945.44	5728.37	-	-
Interest on Income Tax Refund	-	-	40.96	26.94
Interest accrued but not due on investments	-	-	699.00	760.96
Special Reserve u/s36(1)(viii) of I.T. Act 1961	-	-	34.94	34.94
Depreciation on Fixed Assets	-	-	16.26	45.90
TOTAL	6590.07	7730.81	791.16	868.74
Net Deferred Tax Asset/Liability	5798.91	6862.05	-	-

Net decrease in Deferred Tax Assets for the year 2022-23 is ₹ 1063.14 crore (Previous year ₹ 683.63 crore) has been recognized in profit & loss account.

h) Accounting Standard – 28 – Impairment of Assets

A substantial portion of Bank's assets comprise financial assets to which Accounting Standard-28 on impairment of assets is not applicable. In the opinion of the Management there is no material impairment on Other Assets other than financial assets as at March 31, 2023 requiring recognition in terms of the Standard.

i) Accounting Standard – 29 on Provisions, Contingent Liabilities and Contingent Assets

Break-up of Provisions and Contingencies shown under the head Expenditure in P&L Account	(Amount in ₹ crore)	
	31.03.2023	31.03.2022
Provisions/Depreciation on Investment (NPI)	214.59	646.74
Provision towards NPA	3534.31	2461.55
Provision towards Standard Asset	680.54	(222.47)
Provision made for Taxes	1063.14	672.13
Provision for Restructured Advances	(221.81)	595.94
Other Provisions	30.80	(1.57)
TOTAL	5301.57	4152.32

j) Additional Disclosures:-

- Details of Letter of Comfort issue by Banks and outstanding as on 31.03.2023 - There are no Letter of Comfort issued during the year as well as in previous year by Bank.
- Payment to Micro, Small & Medium Enterprises under the Micro, Small and Medium enterprises under the Micro, Small & Medium Enterprises Development Act, 2006: There has been no reported cases of the delayed payments of the principal amount or interest due to Micro, Small & Medium Enterprises.
- Implementation of the Guidelines on Information Security Electronic Banking Technology Risk Management and Cyber Frauds

The bank has formulated policies as per RBI circular RBI/2010-11/494 DBS.CO.ITC.BC.No. 6/31. 02.008/2010-11 dated April 29, 2011. These policies are being reviewed by the management of the bank on periodical basis. The policies were last reviewed by the Board of Directors in the meeting held on 17.03.2023.

- Reserve Bank of India vide their letter dated June 13, 2017, has put the Bank under Prompt (PCA) Corrective Action in view of high net NPA and negative Return on Assets. Bank had complied with the PCA framework norms meticulously. Reserve Bank of India vide its communication CO.DOS.SED.No.S3988/14.01.040/2022-23 dated

September 20, 2022 has removed our Bank from the Prompt Corrective Action (PCA) framework.

- l) Payment to Micro, Small & Medium Enterprises under the Micro, Small & Medium Enterprises Development Act, 2006

There has been no reported case of delayed payments of the principal amount or interest due thereon to Micro, Small & Medium Enterprises.

- m) In terms of RBI guidelines DBOD No.BP.BC.57/62-88 dated December 31, 1988, Inter-Bank Participation Certificates (IBPC) Lending of ₹ NIL has been undertaken. Accordingly, these have been adjusted from the advances of the Bank. Interest income of ₹ NIL has been recognized against these borrowings.

- n) Disclosure with respect to spreading of MTM losses in AFS and HFT:

This has reference to RBI circular RBI/2017-18/200 DBR No BP.BC.113/21.04.048/2017-18 dated 15 June 2018 regarding the option to spread provisioning for mark to market (MTM) losses on investments held in AFS and HFT on account of sharp increase in the yields on Government Securities: NIL

- o) Previous year's figures have been re-grouped / re-classified wherever considered necessary to conform current year's classification.

VIVEK WAHI
Executive Director

RAJEEV PURI
Executive Director

M V MURALI KRISHNA
Executive Director

M V RAO
Managing Director & CEO

HARDIK M. SHETH
Director

P. J. THOMAS
Director

DINESH PANGTEY
Director

PRADIP P. KHIMANI
Director

As per our report of even date

For **CHHAJED & DOSHI**
Chartered Accountants
F.R. No. 101794W

For **A S K A & CO**
Chartered Accountants
F.R. No. 122063W

For **KISHORE & KISHORE**
Chartered Accountants
F.R. No. 000291N

For **A.R. & CO.**
Chartered Accountants
F.R. No. 002744C

(CA NITESH JAIN)
□ □ □ □ □ □ □ □
M. No. 136169

(CA SUHAS AMBEKAR)
□ □ □ □ □ □ □ □
M. No. 101373

(CA AKHILESH K. MATHUR)
□ □ □ □ □ □ □ □
M. No. 509176

(CA ANIL GAUR)
□ □ □ □ □ □ □ □
M. No. 017546

Place: Mumbai

Date: April 29, 2023

Standalone Cash Flow Statement

for the year ended March 31, 2023

		(₹ In Crore)	
Sn	Particulars	31-03-2023	31-03-2022
A	CASH FLOW FROM OPERATING ACTIVITIES		
	Net Profit/(Loss) before taxes	2,645.34	1,716.96
I	Adjustments for:		
	Depreciation on fixed assets	385.86	296.61
	Depreciation on investments (including on matured debentures)	214.10	368.87
	Bad Debts written off/Provision in respect of non performing assets	3,312.50	3,057.49
	Provision for Standard Assets	680.54	(222.47)
	Provision for Other items (Net)	31.29	276.30
	(Profit) / Loss on sale of fixed assets (Net)	1.34	(9.13)
	Dividend Received from Subsidiaries	(7.95)	(8.01)
	Sub total	7,263.02	5,476.62
II	Adjustments for :		
	Increase / (Decrease) in Deposits	16,604.53	12,718.99
	Increase / (Decrease) in Borrowings	644.39	2,005.72
	Increase / (Decrease) in Other Liabilities and Provisions	231.32	1,742.89
	(Increase) / Decrease in Advances	(38,123.31)	(14,652.34)
	(Increase) / Decrease in Investments	3,989.37	7,426.61
	(Increase) / Decrease in Other Assets	894.46	(735.62)
	Direct Taxes paid (Net of Refund etc.)	(297.96)	285.45
	Sub total	(16,057.20)	8,791.70
	NET CASH FLOW FROM OPERATING ACTIVITIES (A)	(8,794.18)	14,268.32
B	CASH FLOW FROM INVESTING ACTIVITIES		
	Sale / Disposal of Fixed Assets	3.62	24.37
	Purchase of Fixed Assets	(212.07)	(157.67)
	Dividend Received from Associates/Subsidiaries	7.95	8.01
	NET CASH FLOW FROM INVESTING ACTIVITIES (B)	(200.50)	(125.29)
C	CASH FLOW FROM FINANCING ACTIVITIES		
	Share Capital (Including Share Premium)	-	-
	Share Application Money	-	-
	Dividend - Equity shares Including Interim Dividend	-	-
	Dividend Tax	-	-
	NET CASH FLOW FROM FINANCING ACTIVITIES (C)	-	-

(₹ In Crore)

Sn	Particulars	31-03-2023	31-03-2022
D	NET INCREASE IN CASH & CASH EQUIVALENTS (A + B + C) OR (F - E)	(8,994.68)	14,143.03
E	CASH AND CASH EQUIVALENTS AT THE BEGINNING OF THE YEAR		
	Cash and Bank Balance with RBI	38,033.70	32,187.84
	Balance with Banks and Money at Call and Short Notice	15,060.63	6,763.46
	Net cash and cash equivalents at the beginning of the year (E)	53,094.33	38,951.30
F	CASH AND CASH EQUIVALENTS AT THE END OF THE YEAR		
	Cash and Bank Balance with RBI	27,432.92	38,033.70
	Balance with Banks and Money at Call and Short Notice	16,666.73	15,060.63
	Net cash and cash equivalents at the end of the year (F)	44,099.65	53,094.33

Notes:

- 1) The above Cash Flow Statement has been prepared under the 'Indirect Method' as set out in the Accounting Standard -3 on Cash Flow Statement issued by ICAI.
- 2) Previous year figures have been regrouped/rearranged to conform to those of current years.

VIVEK WAHI
Executive Director

RAJEEV PURI
Executive Director

M V MURALI KRISHNA
Executive Director

M V RAO
Managing Director & CEO

HARDIK M. SHETH
Director

P. J. THOMAS
Director

DINESH PANGTEY
Director

PRADIP P. KHIMANI
Director

As per our report of even date

For **CHHAJED & DOSHI**
Chartered Accountants
F.R. No. 101794W

For **A S K A & CO**
Chartered Accountants
F.R. No. 122063W

For **KISHORE & KISHORE**
Chartered Accountants
F.R. No. 000291N

For **A.R. & CO.**
Chartered Accountants
F.R. No. 002744C

(CA NITESH JAIN)
□□□□□□□□
M. No. 136169

(CA SUHAS AMBEKAR)
□□□□□□□□
M. No. 101373

(CA AKHILESH K. MATHUR)
□□□□□□□□
M. No. 509176

(CA ANIL GAUR)
□□□□□□□□
M. No. 017546

Place: Mumbai

Date: April 29, 2023

CHHAJED & DOSHI

Chartered Accountants
101, Hubtown Solaris, N.S. Phadke Marg,
Andheri (East), Mumbai - 400069

KISHORE & KISHORE

Chartered Accountants
C-7, Sector E (New), Aliganj,
Lucknow- 226024

A S K A & CO.

(Formerly Ambekar Shelar Karve & Ambardekar)
Chartered Accountants 501, Mirage Arcade, Opp.
Ganesh Mandir, Off. Phadke Road,
Dombivli (East), Mumbai -421201

A.R. & Co

Chartered Accountants
A-403, Gayatri Apartments Airlines Group Housing
Society Plot No 27, Sector -10, Dwarka
New Delhi – 110075

INDEPENDENT AUDITORS' REPORT

To the Members of
Central Bank of India
Mumbai

Report on Audit of the Consolidated Financial Statements

Opinion

- We have audited the accompanying consolidated financial statements of Central Bank of India ('the Parent Bank') which comprise the consolidated Balance Sheet as at 31st March 2023, the consolidated Profit and Loss Account and the consolidated Cash Flow Statement for the year then ended, and notes to consolidated financial statements including a summary of significant accounting policies and other explanatory information (hereinafter referred to as "Consolidated Financial Statements") which includes:
 - audited standalone financial statements of the Parent Bank audited by us;
 - audited financial statements of one subsidiary – Centbank Financial Services Limited – audited by other auditor
 - unaudited financial statements of one subsidiary – Cent Bank Home Finance Limited
 - audited financial statements of two (2) associates – (i) Uttar Bihar Gramin Bank, Muzzaffarpur; (ii) Uttarbanga Kshetriya Gramin Bank, Cooch Behar -- audited by other auditors.
 - unaudited financial statements of one joint venture-- Indo-Zambia Bank Limited.

The above entities together with the Parent Bank are referred to as "the Group".

In our opinion and to the best of our information and according to the explanations given to us, and based on the consideration of the reports of the other auditors on separate financial statements of subsidiaries, the unaudited financial statements and other financial information of the associates as furnished by the

management, the aforesaid consolidated financial statements give the information required by the Banking Regulation Act, 1949 (hereinafter referred to as "the Act") in the manner so required and are in conformity with accounting principles generally accepted in India and:

- the consolidated Balance Sheet, read with the notes thereon is a full and fair Balance Sheet containing all the necessary particulars, is properly drawn up so as to exhibit a true and fair view of the state of affairs of the Bank as at 31st March, 2023;
- the consolidated Profit and Loss Account, read with the notes thereon shows a true balance of profit for the year ended on that date; and
- the consolidated Cash Flow Statement gives a true and fair view of the cash flows for the year ended on that date.

Basis for Opinion

- We conducted our audit in accordance with the Standards on Auditing ("SAs") issued by the Institute of Chartered Accountants of India ("ICAI"). Our responsibilities under those Standards are further described in the "Auditors' responsibilities for the audit of the consolidated financial statements" section of our report. We are independent of the Group in accordance with the Code of Ethics issued by the Institute of Chartered Accountants of India together with ethical requirements that are relevant to our audit of the consolidated financial statements, and we have fulfilled our other ethical responsibilities in accordance with these requirements and the Code of Ethics. We believe that the audit evidence we have obtained is sufficient and appropriate to provide a basis for our opinion on the consolidated financial statements.

Emphasis of Matter

- We draw attention to:
 - Note no. 5.11 of Schedule 18 to the consolidated financial statements regarding amortization of additional liability on revision of family pension

amounting to ₹ 821.95 crore. The Parent Bank has charged an amount of ₹ 164.40 crore to the Profit and Loss Account for the year ended 31st March 2023 and the balance unamortised expense has been carried forward pursuant to RBI circular no. RBI/2021-22/105 DORACC. REC.57/21.04.018/2021-22 dt.4th October,2021.

- b) Note no. 4.8 of Schedule 18 to the consolidated financial statements regarding deferred tax, wherein on the basis of tax review made by the Parent Bank's management with respect to the possible tax benefits arising out of the timing difference, the net deferred tax asset of ₹ 5798.91 crore is recognised as on 31st March 2023 (₹ 6862.05 crore as on 31st March 2022).
- c) Note no. 4.1 of the Statement regarding accounting of Performance Link Incentive to employees on accrual basis during the year which was being done on cash basis in earlier years resulting in decrease of profit by ₹ 104.24 crore.

- d) Note No. 5.15 of Schedule 18 to the consolidated financial statements, which describes the uncertainties due to the COVID-19 pandemic and management's evaluation of impact on the Group's financial performance which will depend on future developments, which are uncertain.

Our opinion is not modified in respect of the above matters.

Key Audit Matters

4. Key audit matters are those matters that, in our professional judgment, were of most significance in our audit of the consolidated financial statements for the year ended 31st March 2023. These matters were addressed in the context of our audit of the consolidated financial statements as a whole, and in forming our opinion thereon, and we do not provide a separate opinion on these matters. We have determined the matters described below to be the key audit matters to be communicated in our report.

Key Audit Matters

Auditors' response

1. Identification and provisioning of non-performing advances made in accordance with the prudential norms prescribed by Reserve Bank of India on Income recognition, Asset Classification and provisioning pertaining to Advances (refer Schedule 9 read with Note 2 of Schedule 17 to the consolidated financial statements)

Advances comprise substantial portion of the Group's total assets. Identification of non-performing advances (NPAs) is carried out, based on system identification, by the Core Banking Solution (CBS) software in operation based on the various controls and logic embedded therein.

Provisions in respect of such NPAs and restructured advances are made based on management's assessment of the degree of impairment of the advances subject to and guided by the minimum provisioning levels prescribed under RBI guidelines, prescribed from time to time. The provisions on NPAs are also based on the valuation of the security available. In case of restructured accounts, provision is made in accordance with the RBI guidelines. We identified NPA identification and provision on loans and advances as a key audit matter because of the significant efforts involved by the management in identifying NPAs based on the RBI Guidelines, the level of management judgement involved in determining the provision (including the provisions on assets which are not classified as NPAs), the valuation of security of the NPAs and on account of the significance of these estimates to the financial statements of the Group.

Our audit approach included assessment of the design, operating effectiveness of key internal controls over approval, recording and monitoring of loans and substantive audit procedures in respect of income recognition, asset classification and provisioning pertaining to advances. In particular:

- » We have evaluated and understood the Parent Bank's internal control system in adhering to the relevant RBI guidelines regarding income recognition, asset classification and provisioning pertaining to advances.
- » We assessed and evaluated the process of identification of NPAs, and corresponding reversal of income and creation of provision.
- » We have analyzed and understood key IT systems/applications used operational effectiveness of relevant controls including involvement of manual process and manual controls in relation to income recognition, asset classification and provisioning pertaining to advances.
- » In order to ensure the effectiveness of the operation of the key controls and compliance to the directions of the RBI, we have verified whether both CBS system and the management have:
 - » timely recognized the depletion in the value of available security.
 - » made adequate provisioning based on such time-to-time monitoring and identification of asset classification including accounts which meet the criteria for asset classification benefit in accordance with the Reserve Bank of India COVID-19 Regulatory Package.
 - » We placed reliance upon the Independent Auditor's Report of the respective Branch Auditors with respect to income recognition, asset classification and provisioning as well as Memorandum of changes suggested both at the branches and at Head Office.

Key Audit Matters

Auditors' response

2. Investments

Investment portfolio of the Group comprises of investments in government securities, bonds, debentures, shares, security receipts and other approved securities which are classified under three categories, Held to Maturity, Available for Sale and Held for Trading. Investments comprise a substantial portion of the Bank's total assets.

Valuation of Investments, identification of Non-Performing Investments (NPI) and the corresponding non-recognition of income and provision thereon, is carried out in accordance with the relevant circulars / guidelines / directions of RBI. (refer Schedule 8 read with Note 5 of Schedule 17 to the consolidated financial statements)

The valuation of each type of aforesaid security is to be carried out as per the methodology prescribed in the circulars and directives issued by the RBI which involves collection of data/ information from various sources such as FBIL rates, rates quoted on BSE/ NSE, financial statements of unlisted companies, NAV in case of security receipts etc.

As per the RBI directions, there are certain investments that are valued at market price however certain investments are based on the valuation methodologies that include statistical models with inherent assumptions, assessment of price for valuation based on financial statements etc. The price discovered for the valuation of these Investments is only a fair assessment of the Investments.

Hence, the valuation of Investments requires special attention and further in view of the significance of the amount of Investments in the financial statements, the same has been considered as Key Audit Matter in our audit.

3. Information technology (IT) systems used in financial reporting process

The Group's operational and financial reporting processes are dependent on IT systems run through Core Banking Solutions (CBS) and other integrated software with automated processes and controls large volume of transactions.

The process and controls are to ensure appropriate user access and management processes in use.

The Bank has an in-house Department of Information & technology (DIT) run under the supervision of the top management and with the support of expert consulting agencies, for maintaining IT services.

Accordingly, our audit was focused on key IT systems and controls due to the pervasive impact on the financial statements and the same has been considered as Key Audit Matter in our audit.

Our audit approach towards Investments with reference to the RBI circulars/ directives included the review and testing of the design, operating effectiveness of internal controls and substantive audit procedures in relation to valuation, classification, identification of Non-Performing Investments, provisioning/ depreciation related to Investments. In particular:

- » We assessed and understood the system and internal control as laid down by the Parent Bank to comply with relevant RBI guidelines regarding valuation, classification, identification of Non-Performing Investments, Provisioning and depreciation on Investments.
- » Tested accuracy and compliance for selected sample of investments with the RBI Master circulars and directions by re-performing valuation for each category of security in accordance with the RBI guidelines.
- » We assessed and evaluated the process of identification of NPIs, and corresponding reversal of income and creation of provision.
- » We carried out substantive audit procedures to re-compute independently the provision to be created and depreciation to be provided.
- » We assessed that the financial statement disclosures appropriately reflected the Bank's exposure to investments valuation risks with reference to the requirements of the prevailing accounting standards and the RBI guidelines.

We conducted an assessment and identified key IT applications, database and operating systems that are relevant to our audit and have identified CBS and Treasury System primarily as relevant for financial reporting. For the key IT systems pertaining to CBS and treasury operations used to prepare accounting and financial information, our areas of audit focus included Access Security (including controls over privileged access), application change controls, database management and network operations. In particular:

- » We obtained an understanding of the Parent Bank's IT control environment and key changes during the audit period that may be relevant to the audit.
- » We tested the design, implementation, and operating effectiveness of the Bank's General IT controls over the key IT systems that are critical to financial reporting including obtaining reports from independent experts. This included evaluation of Bank's controls to evaluate segregation of duties and access rights being provisioned / modified based on duly approved requests, access for exit cases being revoked in a timely manner.

Key Audit Matters

Auditors' response

4. Provisions, Contingent Liabilities and Claims:

Assessment of Provisions and Contingent Liability in respect of certain litigations on various claims filed by other parties not acknowledged as debt (Note No. 14 of Schedule 17 and Note No. 4.10 of Schedule 18).

There is high level of judgement required in estimating the level of provisioning. The Bank's assessment is supported by the facts of matter, their own judgement, past experience, and advice from legal and independent experts wherever considered necessary. Accordingly, unexpected adverse outcomes may significantly impact the Bank's reported profit and state of affairs presented in Balance Sheet.

Contingent Liability is a possible obligation, outcome of which is contingent upon occurrence or non-occurrence of one or more uncertain future events. In the judgement of the management, such claims and litigations including tax demands against the bank would not eventually lead to a liability.

However, unexpected adverse outcomes may significantly impact the Bank's reported financial results which is uncertain/ unascertainable at this stage.

Considering the uncertainty relating to the outcome of these matters which requires application of judgment in interpretation of law, this has been determined as a key Audit Matter.

» We also tested key automated and manual business cycle controls and logic for system generated reports relevant to the audit; including testing of compensating controls or performed alternate procedures to assess whether there were any unaddressed IT risks that would materially impact the financial statements, information other than the Financial Statements and Auditors' Report thereon.

We have obtained an understanding of Internal Controls relevant to the audit in order to design our audit procedures that are appropriate in the circumstances.

We broadly reviewed the underlying assumptions and estimates used by the management for provisioning but as the extent of impact is dependent on future developments which are highly uncertain, we primarily relied on those assumptions and estimates, which are subject matter of periodic review by the Bank.

We have relied upon the management note and legal opinions obtained by the bank regarding the claims and tax litigations and involved our internal team to review the nature of such litigations and claims, their current status, sustainability, examining recent orders and/ or communication received from various tax authorities/ judicial forums and follow up actions thereon and likelihood of claims/ litigations materializing into eventual liability upon final resolution, from the available records and developments to date.

Information other than the consolidated financial statements and Auditors' report thereon

5. The Parent Bank's management and Board of Directors are responsible for the other information. The other information comprises the Corporate Governance Report, which we obtained at the time of issuance of this auditors' report, and the Directors' Report including annexures, and Management Discussion and Analysis which is expected to be made available to us after that date but does not include the financial statements and our auditor's report thereon.

Our opinion on the consolidated financial statements does not cover the other information and the Pillar 3 disclosures under Capital Adequacy Framework (Basel III disclosures) and we do not express any form of assurance conclusion thereon.

In connection with our audit of the consolidated financial statements, our responsibility is to read the other information identified above when it becomes available and, in doing so, consider whether the other information is materially inconsistent with the consolidated financial statements, or our knowledge obtained in the audit or otherwise appears to be materially misstated.

If, based on the work we have performed on the other information that we obtained prior to the date of auditor's report, we conclude that there is a material misstatement of this information, we are required to report that fact. We have nothing to report in this regard.

When we read the Directors' Report including annexures, and Management Discussion and Analysis, if we conclude that there is material misstatement therein, we are required to communicate the matter to those

charged with governance and determine the actions under the applicable laws and regulations.

Responsibilities of Management and those charged with governance for the Consolidated Financial Statements

6. The Parent Bank's management and Board of Directors are responsible with respect to the preparation of these consolidated financial statements that give a true and fair view of the consolidated financial position, consolidated financial performance and consolidated cash flows of the Group in accordance with the accounting principles generally accepted in India, including the applicable Accounting Standards issued by ICAI, and provisions of Section 29 of the Banking Regulation Act, 1949 and circulars and guidelines issued by the Reserve Bank of India ('RBI') from time to time ("RBI guidelines") and judicial pronouncements. This responsibility also includes maintenance of adequate accounting records in accordance with the provisions of the Act for safeguarding of the assets of the Group and for preventing and detecting frauds and other irregularities; selection and application of appropriate accounting policies; making judgments and estimates that are reasonable and prudent; and design, implementation and maintenance of adequate internal financial controls, that were operating effectively for ensuring the accuracy and completeness of the accounting records, relevant to the preparation and presentation of the consolidated financial statements that give a true and fair view and are free from material misstatement, whether due to fraud or error.

In preparing the consolidated financial statements, the respective Board of Directors of the Group are responsible for assessing the Group's ability to continue as a going concern, disclosing, as applicable, matters related to going concern and using the going concern basis of accounting unless Board of Directors either intends to liquidate the Group or to cease operations, or has no realistic alternative but to do so. The respective Board of Directors are also responsible for overseeing the Group's financial reporting process.

Auditors' responsibilities for the audit of the consolidated financial statements

7. Our objectives are to obtain reasonable assurance about whether the consolidated financial statements as a whole are free from material misstatement, whether due to fraud or error, and to issue an auditors' report that includes our opinion. Reasonable assurance is a high level of assurance but is not a guarantee that an audit conducted in accordance with SAs will always detect a material misstatement when it exists. Misstatements can arise from fraud or error and are considered material if, individually or in aggregate, they could reasonably be expected to influence the economic decisions of

users taken on the basis of these consolidated financial statements.

As part of an audit in accordance with SAs, we exercise professional judgment and maintain professional skepticism throughout the audit. We also:

- Identify and assess the risks of material misstatement of the consolidated financial statements, whether due to fraud or error, design and perform audit procedures responsive to those risks, and obtain audit evidence that is sufficient and appropriate to provide a basis for our opinion. The risk of not detecting a material misstatement resulting from fraud is higher than for one resulting from error, as fraud may involve collusion, forgery, intentional omissions, misrepresentations, or the override of internal control.
- Obtain an understanding of internal control relevant to the audit in order to design audit procedures that are appropriate in the circumstances but not for the purpose of expressing an opinion on the effectiveness of the Group's internal control.
- Evaluate the appropriateness of accounting policies used and the reasonableness of accounting estimates and related disclosures made by management.
- Conclude on the appropriateness of management's use of the going concern basis of accounting and, based on the audit evidence obtained, whether a material uncertainty exists related to events or conditions that may cast significant doubt on the Group's ability to continue as a going concern. If we conclude that a material uncertainty exists, we are required to draw attention in our auditor's report to the related disclosures in the consolidated financial statements or, if such disclosures are inadequate, to modify our opinion. Our conclusions are based on the audit evidence obtained up to the date of our auditors' report. However, future events or conditions may cause the bank to cease to continue as a going concern.
- Evaluate the overall presentation, structure and content of the consolidated financial statements, including the disclosures, and whether the consolidated financial statements represent the underlying transactions and events in a manner that achieves fair presentation.
- Obtain sufficient appropriate evidence regarding the financial information of the entities or business activities within the Group of which we are the independent auditors and whose financial information we have audited, to express an opinion on the consolidated financial statements. We are responsible for the direction, supervision,

and performance of the audit of the financial statements of such entities included in the consolidated financial statements of which we are the independent auditors. For the other entities included in the consolidated financial statements, which have been audited by other auditors, such other auditors remain responsible for the direction, supervision and performance of the audits carried out by them. We remain solely responsible for our audit opinion.

Materiality is the magnitude of the misstatements in the consolidated financial statements that, individually or in aggregate, makes it probable that the economic decisions of a reasonably knowledgeable user of the financial statements may be influenced. We consider quantitative materiality and qualitative factors in (i) planning the scope of our audit work and in evaluating the results of our work; and (ii) to evaluate the effect of any identified misstatement in the consolidated financial statements.

We communicate with those charged with governance regarding, among other matters, the planned scope and timing of the audit and significant audit findings, including any significant deficiencies in internal control that we identify during our audit.

We also provide those charged with governance with a statement that we have complied with relevant ethical requirements regarding independence and to communicate with them all relationships and other matters that may reasonably be thought to bear on our independence, and where applicable, related safeguards.

From the matters communicated with those charged with governance, we determine those matters that were of most significance in the audit of the consolidated financial statements of the current period and are therefore the key audit matters. We describe these matters in our auditors' report unless law or regulation precludes public disclosure about the matter or when, in extremely rare circumstances, we determine that a matter should not be communicated in our report because the adverse consequences of doing so would reasonably be expected to outweigh the public interest benefits of such communication.

Other Matters

8. Incorporated in these consolidated financial statements are the:

- (a) We did not audit the financial statements / information of 1507 branches included in the standalone financial statements of the Parent Bank whose financial statements / financial information

reflect total assets of ₹ 2,07,308 crore as at 31st March 2023 and total revenue of ₹ 6,763 crore for the year ended on that date, as considered in the standalone financial statements. The financial statements / information of these branches have been audited by the branch auditors whose reports have been furnished to us, and our opinion in so far as it relates to the amounts and disclosures included in respect of branches, is based solely on the report of such branch auditors.

- (b) In the conduct of our audit, we have taken note of the unaudited returns in respect of 2966 branches included in the standalone financial statements of the Parent Bank certified by the respective branch's management whose financial statements / information reflect total assets of ₹ 90,252 crore as at 31st March 2023 and total revenue of ₹ 5,393 crore for the year ended on that date.
- (c) We did not audit the financial statements / information of one subsidiary whose financial statement reflects total assets of ₹ 47.36 crore as at 31st March 2023 and total revenues of ₹ 3.52 crore for the year ended on that date as considered in the consolidated financial statements. These financial statements / information have been audited by other auditors whose reports have been furnished to us by the management, and our opinion on the consolidated financial statements, in so far as it relates to the amounts and disclosures included in respect of this subsidiary, is based solely on the report of the other auditors.
- (d) We did not audit the financial statements / information of one subsidiary whose financial statement reflects total assets of ₹ 1504.11 crore as at 31st March 2023 and total revenues of ₹ 140.93 crore for the year ended on that date as considered in the consolidated financial statements. These financial statements / information are unaudited and our opinion on the consolidated financial statements, in so far as it relates to the amounts and disclosures included in respect of this subsidiary, is based solely on such unaudited financial statements certified by the management.
- (e) The consolidated financial statements include the Group's share of net profit of ₹ 31.63 crore for the year ended 31st March 2023 in respect of 2 associates, whose financial statements / financial information have not been audited by us. These financial statements are audited by other auditors and our opinion on the consolidated financial statements, in so far as it relates to the amounts and disclosures included in respect of these associates is based solely on such audited financial statements certified by the other auditors. In our opinion and

according to the information and explanations given to us by the management, these financial statements are not material to the Group.

- (f) The consolidated financial statements include the Group's share of net profit of ₹ 47.43 crore for the year ended 31st March 2023 in respect of one joint venture, whose financial statements/ financial information have not been audited by us. These financial statements are unaudited and our opinion on the consolidated financial statements, in so far as it relates to the amounts and disclosures included in respect of these associates is based solely on such unaudited financial statements certified by the management. In our opinion and according to the information and explanations given to us by the management, these financial statements are not material to the Group.

Our opinion on the consolidated financial statements is not modified in respect of the above matters with respect to our reliance on the work done and the reports of the other auditors and the financial statements certified by the management.

Report on Other Legal and Regulatory Requirements

9. The consolidated Balance sheet and the consolidated Profit and Loss Account have been drawn up in accordance with Section 29 of the Banking Regulation Act, 1949.
10. Subject to the limitations of the audit indicated in paragraphs 6 to 8 above and as required by the Banking Companies (Acquisition and Transfer of Undertakings) Act, 1970/1980, and subject also to the limitations of disclosure required therein, we report that:

- a) We have obtained all the information and explanations which, to the best of our knowledge and belief, were necessary for the purposes of our audit and have found them to be satisfactory.
- b) The transactions, which have come to our notice, have been within the powers of the Bank; and
- c) The returns received from the offices and branches of the Group have been found adequate for the purposes of our audit.
11. We further report that:
- a) in our opinion, proper books of account as required by law have been kept by the Group so far as it appears from our examination of those books and the reports of the other auditors and proper returns adequate for the purposes of our audit have been received from branches not visited by us.
- b) the consolidated Balance Sheet, the consolidated Profit and Loss Account and the consolidated Cash Flows Statement dealt with by this report are in agreement with the books of account and with the returns received from the branches not visited by us.
- c) the reports on the accounts of the branch offices audited by branch auditors of the Parent Bank under section 29 of the Banking Regulation Act, 1949 have been sent to us and have been properly dealt with by us in preparing this report; and
- d) In our opinion, the consolidated Balance Sheet, the consolidated Profit and Loss Account and the consolidated Cash Flow Statement comply with the applicable accounting standards, to the extent they are not inconsistent with the accounting policies prescribed by RBI.

FOR CHHAJED & DOSHI
CHARTERED ACCOUNTANTS
F.R. No.101794W

(CA NITESH JAIN)
PARTNER
M.No.136169
UDIN: 23136169BGWXJM2286

FOR KISHORE & KISHORE
CHARTERED ACCOUNTANTS
F.R. No. 000291N

(CA AKHILESH K. MATHUR)
PARTNER
M. No. 509176
UDIN:23509176BGWZAW3371
UDIN:

Place: Mumbai
Date: April 29, 2023

FOR A S K A & CO.
CHARTERED ACCOUNTANTS
F.R. No.122063W

(CA SUHAS AMBEKAR)
PARTNER
M.No.101373
UDIN: 23101373BGWJWF5899

FOR A.R. & Co
CHARTERED ACCOUNTANTS
F.R. No.002744C

(CA ANIL GAUR)
PARTNER
M.No.017546
UDIN: 23017546BGWILS1797



(000's Omitted)

Consolidated Profit and Loss Account

for the year ended March 31, 2023

(000's Omitted)

PARTICULARS	SCHEDULE NO.	As at 31-Mar-23 (₹)	As at 31-Mar-22 (₹)
I. INCOME			
Interest Earned	13	25,65,71,000	22,90,33,395
Other Income	14	4,08,44,939	2,96,74,897
TOTAL		29,74,15,939	25,87,08,292
II. EXPENDITURE			
Interest Expended	15	13,90,51,019	13,36,08,786
Operating Expenses	16	8,90,99,979	7,27,70,729
Provisions and Contingencies		5,31,71,633	4,16,83,773
TOTAL		28,13,22,631	24,80,63,288
Share of earning/(loss) in Associates		7,90,621	1,84,501
Consolidated Net Profit/(Loss) for the year before deducting Minorities Interest		1,68,83,929	1,08,29,505
Less: Minority Interest		96,145	71,589
Consolidated Profit/(Loss) for the year attributable to the Group		1,67,87,784	1,07,57,916
Add: -Brought forward consolidated Profit/(Loss) attributable to the Group		1,42,581	(18,74,09,075)
Add- Adjustment in Profit & Loss		(11,45,41)	18,72,42,173
IV. APPROPRIATIONS			
Transfer to Statutory Reserve		39,55,503	26,12,100
Transfer to Other Reserve		18,89,806	78,36,181
a. Capital Reserve		13,32,997	12,55,261
b. Revenue Reserve		-	-
c. Investment Reserve		9,300	-
d. Fund in lieu of Insurance		-	-
e. Proposed Dividend- Equity Share Capital		-	-
f. Tax on Dividend		-	-
g. Special Reserve U/S 36 (1) (viii)		-	-
h. Appropriation of Deferred Tax Liability on special Reserve as per NHB guidelines		-	-
i. Investment Fluctuation Reserve		5,47,509	65,80,920
Transfer to Government/Proposed Dividend		-	-
Balance Carried over to the Balance Sheet		1,09,70,515	1,42,581
TOTAL		1,68,15,824	1,05,90,862
Earnings Per Share (In ₹)- Basic (Nominal Value ₹ 10/- per share)		1.93	1.24
Earnings Per Share (In ₹)- Diluted (Nominal Value ₹ 10/- per share)		1.93	1.24

The schedules referred to above form an integral part of the Consolidated Profit and Loss Account

VIVEK WAHI
Executive Director

RAJEEV PURI
Executive Director

M V MURALI KRISHNA
Executive Director

M V RAO
Managing Director & CEO

HARDIK M. SHETH
Director

P. J. THOMAS
Director

DINESH PANGTEY
Director

PRADIP P. KHIMANI
Director

As per our report of even date

For **CHHAJED & DOSHI**
Chartered Accountants
F.R. No. 101794W

For **A S K A & CO**
Chartered Accountants
F.R. No. 122063W

For **KISHORE & KISHORE**
Chartered Accountants
F.R. No. 000291N

For **A.R. & CO.**
Chartered Accountants
F.R. No. 002744C

(**CA NITESH JAIN**)
□□□□□□□□
M. No. 136169

(**CA SUHAS AMBEKAR**)
□□□□□□□□
M. No. 101373

(**CA AKHILESH K. MATHUR**)
□□□□□□□□
M. No. 509176

(**CA ANIL GAUR**)
□□□□□□□□
M. No. 017546

Place: Mumbai
Date: April 29, 2023

Schedules Forming Part of the Consolidated Balance Sheet

as at March 31, 2023

(000's Omitted)

PARTICULARS	As at 31-Mar-23		As at 31-Mar-22	
	(₹)	(₹)	(₹)	(₹)
SCHEDULE 1 : CAPITAL				
Authorised Capital		10,00,00,000		10,00,00,000
1000,00,00,000 shares of ₹ 10/- each				
Issued Capital :	8,68,09,394		8,68,09,394	
(8680939432 Equity Shares of ₹ 10 each)				
8680939432 Equity Shares (previous year 8680939432 Equity shares) of ₹ 10/- each (includes 8080391687 Equity shares of ₹ 10/- each held by Central Govt.)				
TOTAL		8,68,09,394		8,68,09,394
SCHEDULE 2 : RESERVES AND SURPLUS				
I. Statutory Reserves				
Balance as per last Balance Sheet	2,33,71,231		2,07,59,131	
Additions during the year	39,55,503		26,12,100	
		2,73,26,734		2,33,71,231
II. Capital Reserves				
Balance as per last Balance Sheet	1,74,39,226		1,61,83,965	
Additions during the year	13,32,997		12,55,261	
		1,87,72,223		1,74,39,226
III. Revaluation Reserve				
Balance as per last Balance Sheet	3,71,49,449		3,79,22,815	
Additions - Adjustments during the year	-		-	
Less: Transfer to Revenue and Other Reserves	6,53,596		2,32,128	
Deductions during the year	-		5,41,238	
		3,64,95,853		3,71,49,449
IV. Share Premium				
Balance as per last Balance Sheet	7,46,66,327		24,19,62,271	
Additions/Adjustments during the year	-		1,99,46,230	
Reduction during the year	-		18,72,42,174	
		7,46,66,327		7,46,66,327
V. Other Reserves				
a). Special Reserve U/S 36 (1)(viii)	13,61,546		13,61,546	
		13,61,546		13,61,546
VI. Revenue and Other Reserves				
i) Investment Fluctuation Reserve				
Balance as per last Balance Sheet	65,80,920		-	
Add:- Addition during the year	5,47,509		65,80,920	
Less:- Deduction during the year	-		-	
		71,28,429		65,80,920

(000's Omitted)

PARTICULARS	As at 31-Mar-23		As at 31-Mar-22	
	(₹)	(₹)	(₹)	(₹)
ii) Investment Reserve				
Balance as per last Balance Sheet	1,13,846		1,13,846	
Add : Transfer from Revaluation Reserve	9,300		-	
Additions/Adjustment during the year	-		-	
Less: Deductions during the year	-	1,23,146	-	1,13,846
iii) Revenue Reserves				
Balance as per last Balance Sheet	2,78,59,543		2,73,18,305	
Add: Transfer from Capital Reserves	6,53,596		5,41,238	
Addition during the year	-		-	
Add: Opening Balance Adjustments	-		-	
Add/Less: Adjustments during the year	-		-	
		2,85,13,139		2,78,59,543
VII. Balance in Profit and Loss Account		1,09,70,515		1,42,581
TOTAL		20,53,57,912		18,86,84,669
(*) The adjustment is on account of change in results of RRBs post audit. The consolidated financial statements of previous year was compiled based on unaudited financial statements of such RRBs.				
SCHEDULE 2 A : MINORITIES INTEREST				
Minority Interest at the date on which the parent/ subsidiary relationship came into existence	24,500		24,500	
Subsequent increase / decrease	6,48,638		5,52,492	
Minority interest on the date of Balance-Sheet		6,73,138		5,76,992
SCHEDULE 3 : DEPOSITS				
A. I. Demand Deposits				
i) From Banks	98,44,694		1,03,37,153	
ii) From Others	17,74,74,505		16,50,66,866	
		18,73,19,199		17,54,04,019
II. Savings Bank Deposits		1,62,53,14,529		1,55,96,51,980
III. Term Deposits				
i) From Banks	68,57,251		77,57,952	
ii) From Others	1,77,82,60,206		1,68,88,31,715	
		1,78,51,17,457		1,69,65,89,667
TOTAL (I,II and III)		3,59,77,51,185		3,43,16,45,666
B. i) Deposits of Branches in India		3,59,77,51,185		3,43,16,45,666
ii) Deposits of Branches outside India		-		-
SCHEDULE 4 : BORROWINGS				
I. Borrowings in India				
i) Reserve Bank of India	1,76,40,000		1,76,40,000	
ii) Other Banks	-		7,23,139	
iii) Other Institutions & Agencies	4,06,99,157		2,68,78,876	
iv) Unsecured Redeemable Bonds(Subordinated Debt)	-		-	

(000's Omitted)

PARTICULARS	As at 31-Mar-23		As at 31-Mar-22	
	(₹)	(₹)	(₹)	(₹)
v) Associates	41,79,213		6,39,854	
vi) Others				
a) UTI Shares & Commercial Papers				
Mutual Fund Units etc.	22,66,922		31,07,519	
Total I		1,36,32,80,871		1,40,58,06,749
II. Investments outside India in				
i) Government Securities	-		-	
ii) Associates	24,12,966		19,38,664	
iii) Other Investments	-		-	
Total II		24,12,966		19,38,664
TOTAL (I and II)		1,36,56,93,837		1,40,77,45,413
III. Investments in India :				
Gross Value of Investments	1,42,39,75,024		1,46,55,29,898	
LESS: Aggregate of Provision for Depreciation	6,06,94,153		5,97,23,149	
Net Investments		1,36,32,80,871		1,40,58,06,749
IV Investments outside India :				
Gross Value of Investments	24,12,966		19,38,664	
LESS: Aggregate of Provision for Depreciation	-		-	
Net Investments		24,12,966		19,38,664
TOTAL		1,36,56,93,837		1,40,77,45,413
SCHEDULE 9 : ADVANCES				
A. i) Bills Purchased and Discounted	30,9,41,503		2,40,31,721	
ii) Cash Credits, Overdrafts & Loans repayable on demand	79,06,06,898		70,15,80,440	
iii) Term Loans	1,21,73,84,168	2,03,89,32,569	96,48,03,268	1,69,04,15,429
TOTAL (i,ii and iii)		2,03,89,32,569		1,69,04,15,429
B. Particulars of Advances :				
i) Secured by tangible assets	1,81,72,28,464		1,57,07,97,055	
Including advances against Book Debts				
ii) Covered by Bank/ Government Guarantees	75,94,346		1,32,94,746	
iii) Unsecured	21,41,09,759	2,03,89,32,569	10,63,23,628	1,69,04,15,429
TOTAL (i,ii and iii)		2,03,89,32,569		1,69,04,15,429
C. Sectoral Classification of Advances				
(I) Advances in India				
i) Priority Sector	96,68,04,431		86,38,51,917	
ii) Public Sector	2,40,71,293		4,14,01,906	
iii) Banks	2		53,224	
iv) Others	1,04,80,56,843	2,03,89,32,569	78,51,08,382	1,69,04,15,429
TOTAL (i,ii, iii and iv)		2,03,89,32,569		1,69,04,15,429
(II) Advances outside India		-		-
SCHEDULE 10 : FIXED ASSETS				
I. Premises				
(At cost / revalued cost)				
Balance as at 31 st March of the preceding year	4,88,11,918		4,91,01,269	
Additions during the year	17,394		25,445	

(000's Omitted)

PARTICULARS	As at 31-Mar-23		As at 31-Mar-22	
	(₹)	(₹)	(₹)	(₹)
Total	4,88,29,312		4,91,26,714	
Deductions / Adjustments during the year	-		3,14,796	
Total	4,88,29,312		4,88,11,918	
Depreciation to date	99,17,382		91,65,015	
TOTAL.... I		3,89,11,930		3,96,46,903
II. Other Fixed Assets				
(Including furniture and fixtures)				
At cost as at 31 st March of the preceding year	3,65,83,009		3,53,41,109	
Additions / Adjustments during the year	31,77,913		23,47,271	
Total	3,97,60,922		3,76,88,380	
Deductions/Adjustments during the year	15,70,812		11,05,370	
Total	3,81,90,110		3,65,83,010	
Depreciation to Date	2,93,35,081		2,66,76,145	
TOTAL.... II		88,55,029		99,06,865
TOTAL (I & II)		4,77,66,959		4,95,53,768
SCHEDULE 11 : OTHER ASSETS				
I. Inter office adjustments (Net).	-		-	
II. Interest accrued	2,00,13,999		2,17,85,964	
III. Tax paid in advance/tax deducted at source	4,26,64,929		3,96,36,119	
IV. Stationery and Stamps	2,28,747		2,25,424	
V. Non-banking assets acquired in Satisfaction of claims	-		-	
VI. Deferred Tax Assets	5,78,81,749		6,85,59,904	
VII. Others	5,65,06,013		6,39,41,469	
		17,72,95,437		19,41,48,880
TOTAL		17,72,95,437		19,41,48,880
SCHEDULE 12 : CONTINGENT LIABILITIES				
I. (a) Claims against the Bank not acknowledged as Debts		12,48,708		14,20,497
(b) Disputed tax demands under appeals, revision		5,72,68,896		6,05,04,173
(includes appeals filed by the Income Tax Department of ₹ 51697716('000 omitted) as at 31st March 2023, as against ₹ 39764221 ('000s omitted) as at 31st March 2022.				
II. Liability for partly paid Investments		1,26,58,798		26,89,347
III. Liability on account of outstanding forward Exchange Contracts		1,10,82,31,495		1,59,08,50,230
IV. Guarantees given on behalf of constituents				

Schedules forming part of the Profit & Loss Account

for the year ended March 31, 2023

(000's Omitted)

PARTICULARS	YEAR ENDED 31-Mar-23 (₹)	YEAR ENDED 31-Mar-22 (₹)
SCHEDULE 13 : INTEREST EARNED		
I. Interest/Discount on Advances / Bills	15,02,53,615	11,59,98,697
II. Income on Investments (Including Dividend)	8,71,84,229	9,26,60,400
III. Interest on balances with Reserve Bank of India and other inter-bank funds	1,44,38,269	1,23,81,061
IV. Others	46,94,887	79,93,237
TOTAL	25,65,71,000	22,90,33,395
SCHEDULE 14 : OTHER INCOME		
I. Commission, Exchange and Brokerage	1,78,69,428	1,42,47,404
II. Profit on sale of land, buildings and Other Assets	1	91,365
Less: Loss on sale of land, buildings and Other Assets	13,396.00	361
III. Profit on Exchange transactions	30,34,878	19,92,437
Less: Loss on Exchange transactions	-	-
IV. Profit on sale of Investments (Net)	27,36,829	49,10,035
Less Loss on sale of Investments	-	326
V. Profit on revaluation of Investments	24,811.00	27,68,771
Less Loss on revaluation of Investments	-	-
VI. a) Lease finance income	-	-
b) Lease management fee	-	-
c) Overdue charges	-	-
d) Interest on lease rent receivables	-	-
VII. Miscellaneous Income		
a. Income earned by way of dividends etc. from subsidiaries and Associates abroad/ in India	64,454.00	65,103
b. Others	1,71,27,934	1,11,38,011
TOTAL	4,08,44,939	2,96,74,897
SCHEDULE 15 : INTEREST EXPENDED		
I. Interest on Deposits	13,42,73,336	12,87,87,024
II. Interest on Reserve Bank of India / Inter-Bank borrowings	10,57,783	8,54,849
III. Others	37,19,900	39,66,913
TOTAL	13,90,51,019	13,36,08,786

STRATEGY

NOTICE

REPORTS

FINANCIALS

SCHEDULE 17 - SIGNIFICANT ACCOUNTING POLICIES

A. Background

Central Bank of India (the Bank) is a body corporate registered under the Banking Companies (Acquisition and Transfer of Undertaking) Act, 1970 and is regulated by Reserve Bank of India. The principal business is providing banking and financial services with wide range of products and services to individuals, commercial enterprises, large corporates, public bodies and institutional customers. The business is conducted through its branches in India. The equity shares of the Bank are listed at BSE Limited and National Stock Exchange of India Limited.

B. Basis of preparation:

The financial statements have been prepared by following the going concern concept on the historical cost basis except in respect of the revaluation of premises and conform, in all material aspects, to Generally Accepted Accounting Principles (GAAP) in India, which encompasses applicable statutory provisions, regulatory norms prescribed by Reserve Bank of India (RBI) including those prescribed by the Banking Regulation Act 1949, National Housing Bank Act 1987, the Housing Finance Companies (NHB) Directions 2010, Companies Act 2013, Accounting Standards (AS) and pronouncements issued by The Institute of Chartered Accountants of India (ICAI) and the prevailing practices within the Banking industry in India.

C. Basis of Consolidation

Consolidated financial statements of the Group (comprising of 2 Subsidiaries, 2 Associates [including 2 RRBs]) and 1 JV have been prepared on the basis of:

- Audited financial statements of Central Bank of India (Parent)
- Line by line aggregation of like items of assets, liabilities, income and expenses of the subsidiaries with the respective item of Parent and after eliminating all material intra-group balances/ transactions, unrealized profit/ losses as per Accounting Standard 21 "Consolidated Financial Statement" issued by the ICAI.
- Investments in associates, where the group holds 20% or more of the voting power has been accounted by using the equity method in terms of Accounting Standard – 23 "Accounting for Investments in Associates in Consolidated Financial Statements" issued by the ICAI. The financial statements of the Indo Zambia Bank Limited, an Associate, have been prepared in accordance with the local regulatory requirements/ International Financial Reporting Standards. Financial statements received from these associates form the sole basis for their incorporation in these consolidated financial statements.

- The Accounting year of the Associate, viz. Indo Zambia Bank Ltd. is calendar year. In case accounting year of Associates are different than that of Parent Bank, proportionate share of profit/ loss is taken based on audited figures of audited period and for unaudited period proportionate share of profit/ loss is taken based on unaudited figures.

- The consolidated financial statements are prepared using uniform accounting policies for like transaction and other events in similar circumstances and are presented to the extent possible, in the same manner as the Company's separate Financial Statements except as otherwise stated.

Minority interest in the net assets of consolidated subsidiaries consist of:

- The amount of equity attributable to the minority as at the date on which investments in a subsidiary is made, and
- The minority share of movements in equity since date of parent-subsidiary relationship came into existence.

D. Use of estimates:

The preparation of financial statements requires the management to make estimates and assumptions considered in the reported amount of assets and liabilities (including contingent liabilities) as on the date of the financial statements and the reported income and expenses for the reporting period. The management believes that the estimates used in preparation of the financial

- b) Income (other than interest) on investments in "Held to Maturity (HTM)" category acquired at a discount to the face value, is recognised as follows:
 - (i) on interest bearing securities, it is recognised only at the time of sale/ redemption.
 - (ii) on zero-coupon securities, it is accounted for over the balance tenor of the security on a constant yield basis.
- c) Dividend income is recognized when right to receive the dividend is established.
- d) Upside on security receipts is recognised on realisation as 'Other income'.

2.3. Sale of financial assets

Financial Assets sold are recognized as under:

- a) The sale of NPA is accounted as per guidelines prescribed by RBI. When the Bank sells its financial assets to Securitisation Company (SC)/ Reconstruction Company (RC), the same is removed from the books.
- b) In case the sale to SC/ARC is at a price lower than the Net Book Value (NBV) the shortfall is charged to the Profit and Loss Account in the year of sale.
- c) In case the sale is at a price higher than the NBV on cash basis, the surplus is taken to the credit of Profit and Loss Account.

2.4. Fee based income

Commission on letters of credit, bank guarantee and deferred payment guarantee are recognised on accrual basis proportionately over the period. All other commission and fee income are recognised on their realisation.

2.5 Others

- a) Interest on income tax refund is accounted on receipt of refund order(s)/ intimation from Income Tax Department and acceptance by the Bank.
- b) Provision for interest payable on overdue deposits is made as per Reserve Bank of India guidelines.

II Subsidiaries

- a) In case of Cent Bank Home Finance Ltd., the subsidiary, income recognition on Loans and Advances are made on the basis of Prudential norms laid down by National Housing Bank (NHB).
- b) In case of Cent Bank Home Finance Ltd., the subsidiary, income from fee and other charges viz. login fee, penal interest on overdue, prepayment charges, interest on income tax refunds and other income etc. are recognized on receipt basis.
- c) In case of Centbank Financial Services Ltd., the subsidiary, income in relation to

Executor Trusteeship business is accrued on occurrence of transactions relating to trust account. Revenue from debenture and security trusteeship services is recognized on period basis and accounted on accrual basis except the income from debenture trusteeship business of suit filed and/or BIFR companies, which is accounted on receipt basis.

3. Advances:

I Parent bank

3.1 Based on the guidelines/ directives issued by the RBI, loans and advances are classified as performing and non-performing, as follows:

- a) The term loan is classified as a non-performing asset, if interest and/ or instalment of principal remains overdue for a period of more than 90 days.
- b) An overdraft or cash credit is classified as a non-performing asset, if, the account remains "out of order", i.e. if the outstanding balance exceeds the sanctioned limit/ drawing power continuously for a period of 90 days, or if there are no credits continuously for 90 days, or if the credits are not adequate to cover the interest debited during the previous 90 days period.
- c) The bills purchased/ discounted are classified as non-performing asset if the bill remains overdue for a period of more than 90 days.
- d) The agricultural advances are classified as a non-performing if, (i) for short duration crops, where the instalment of principal or interest remains overdue for two crop seasons; and (ii) for long duration crops, where the principal or interest remains overdue for one crop season.

3.2 Non-performing assets are classified into sub-standard, doubtful and loss Assets, based on the following criteria stipulated by RBI:

- a) Sub-standard: A loan asset that has remained non-performing for a period less than or equal to 12 months.
- b) Doubtful: A loan asset that has remained in the sub-standard category for a period of 12 months.
- c) Loss: A loan asset where loss has been identified but the amount has not been fully written off.

3.3 Provisions are made for NPAs as per the extant guidelines prescribed by the regulatory authorities, subject to minimum provisions as prescribed below:

Sub-standard assets:

- i. A general provision of 15% on the total outstanding.
- ii. Additional provision of 10% for exposures which are unsecured ab-initio (i.e. where realisable value of security is not more than 10 percent ab-initio).

- iii. Unsecured Exposure in respect of infrastructure advances where certain safeguards such as escrow accounts are available - 20%.

Doubtful Assets:

- Secured portion:

Up to one year	25%
One to three years	40%
More than three years	100%

- Unsecured portion 100%

Loss Assets 100%

- 3.4 Advances are shown net of provisions (in case of NPA), Unrealised Interest, amount recovered from borrowers held in Sundries and claims received from CGTSl/ ECGC, etc.
- 3.5 For restructured/ rescheduled assets, provisions are made in accordance with the guidelines issued by the RBI, which inter alia require that the difference between the fair value of the loans/ advances before and after restructuring is provided for, in addition to provision for the respective loans/ advances. The provision for diminution in fair value and interest sacrifice, if any, arising out of the above, is reduced from advances.
- 3.6 In addition to the specific provision on NPAs, general provisions are also made for standard assets as per extant RBI Guidelines. These provisions are reflected in Schedule 5 of the Balance Sheet under the head "Other Liabilities & Provisions – Others" and are not considered for arriving at the Net NPAs.
- 3.7 In the case of loan accounts classified as NPAs, an account may be reclassified as a performing asset if it conforms to the guidelines prescribed by the regulators.
- 3.8 Amounts recovered against debts written off in earlier years are recognised as revenue in the year of recovery.
- 3.9 Additional provisions higher than regulatory norms are made in specific assets in view of the identified weakness and/ or prevailing economic situation.
- 3.10 Partial recoveries in non-performing account (including partially written off accounts) are appropriated in the following order:
- Principal Overdues / Irregularities
 - Unrealised interest
 - Partial Written Off principal
 - Uncharged Interest
 - Unrealised charges
- In case of suit filed/SARFAESI/ recalled accounts, recovery is appropriated in the following order:
- Ledger outstanding balance
 - Unrealised interest
 - Partial Written Off principal
 - Uncharged Interest
 - Unrealised charges

However, where any borrower account is required to be classified as non-performing from an earlier date, any recovery till the account was classified as Standard is first credited to Interest on Loans and Advances [viz. Scheme for sustainable Structuring of Stressed assets (S4A), Strategic Debt Restructuring, Flexible Structuring of Long-Term Project Loan (5/25), Change of Ownership of Borrowing Entities (outside Strategic Debt Restructuring Scheme)].

II Subsidiaries

- In case of Cent Bank Home Finance Ltd., the subsidiary, provisions on Loans and Advances are made on the basis of Prudential norms laid down by National Housing Bank.
- In case of Cent Bank Home Finance Ltd., the subsidiary, Interest income is recognized on accrual basis except in case of Non-Performing Assets (NPA) where interest is accounted on realization. In loans, the repayment is received by the way of Equated Monthly Instalments (EMIs) comprising principal and interest. Interest is calculated on the outstanding balance at the beginning of the month. EMI commences once the entire loan is disbursed. Pending commencement of EMI, pre-EMI monthly interest is charged. Recovery in case of NPA is appropriated first towards interest portion of overdue EMIs and thereafter towards principal portion of overdue EMIs.

4 Provision for country exposure:

In addition to the specific provisions held according to the asset classification status, provisions are also made for individual country exposures (other than the home country). Countries are categorised into seven risk categories, namely, insignificant, low, moderate, high, very high, restricted and off-credit and provisioning made as per extant RBI guidelines. If the country exposure (net) of the Bank in respect of each country does not exceed 1% of the total funded assets, no provision is maintained on such country exposures. The provision is reflected in Schedule 5 of the Balance Sheet under the head "Other Liabilities & Provisions – Others".

5. Investments:

I Parent bank

Investments are accounted for in accordance with the extant guidelines of investment classification and valuation, as given below:

5.1 Classification:

In accordance with the guidelines issued by the Reserve Bank of India, Investments are classified into "Held to Maturity (HTM)", "Held for Trading (HFT)" and "Available for Sale (AFS)" categories.

For disclosure in the Balance Sheet in Schedule 8, investments are classified as Investments in India and outside India.

Under each category, the investments in India are further classified as

- a) Government Securities
- b) Other Approved Securities
- c) Shares
- d) Debentures and Bonds
- e) Subsidiaries, joint ventures and sponsored institutions; and
- f) Others (Commercial Papers and units of Mutual Funds etc.)

The investments outside India are further classified under 3 categories

- a) Government Securities
- b) Subsidiaries and Joint Ventures
- c) Other Investments

5.2 Basis of Classification:

Classification of an investment is done at the time of purchase into the following categories:

- a) Held to Maturity: Investments that the Bank intends to hold till maturity are classified as "Held to Maturity (HTM)".
- b) Held for Trading: Investments that are held principally for resale within 90 days from the date of purchase are classified as "Held for Trading (HFT)".
- c) Available for Sale: Investments, which are not classified in the above two categories, are classified as "Available for Sale (AFS)".
- d) Transfer of Securities between categories: An investment is classified as HTM, HFT or AFS at the time of purchase and subsequent shifting amongst categories is done in conformity with the regulatory guidelines.
- e) Investments in subsidiaries, joint ventures and sponsored institutions are classified as HTM except in respect of those investments which are acquired and held exclusively with a view to its subsequent disposal. Such investments are classified as AFS.

5.3 Valuation:

The transactions in all securities are recorded on a Settlement Date and cost is determined on the weighted average cost method.

- a) Incentive, front-end fees etc., received on purchase of securities are reduced from the cost of investments.
- b) Expenses such as brokerage, fees, commission or taxes incurred at the time of acquisition of securities are charged to the Profit and Loss Account as revenue expenses.
- c) Broken Period interest paid/ received on debt instruments is treated as interest expense/ income and is excluded from cost/ sale consideration.
- a) Valuation of investments classified as Held to Maturity: The investments classified under this

category are carried at acquisition cost. The excess of acquisition cost / book value over the face value is amortised over the remaining period of maturity. Such amortisation of premium is accounted as expense.

Investments (in India and abroad) in subsidiaries, joint ventures and associates are valued at historical cost. A provision is made for diminution, other than temporary in nature, for each investment individually.

Investments in Regional Rural Banks are valued at carrying cost (i.e. book value).

- b) Valuation of investments classified as Available for sale and Held for Trading: Investments classified as Available for Sale and Held for Trading are individually revalued at market price or fair value determined as per the regulatory guidelines and the net depreciation if any, of each group for each category (viz.(i) Government securities, (ii) Other Approved Securities, (iii) Shares, (iv) Bonds and Debentures, (v) Subsidiaries and Joint Ventures and (vi) others) is provided for and net appreciation is ignored.
- c) Valuation policy in event of inter category transfer of investments:
 - i) Transfer of securities from HFT/ AFS category to HTM category is carried out at the lower of acquisition cost/ book value/ market value on the date of transfer. The depreciation, if any, on such transfer is fully provided for.
 - ii) Transfer of securities from HTM category to AFS category is carried out on acquisition price/ book value. On transfer, these securities are immediately revalued and resultant depreciation, if any, is provided, in the Profit and Loss Account.
- d) Valuation in case of sale of NPA (financial asset) to Securitisation Company (SC)/ Asset Reconstruction Company (ARC) against issue of Security Receipts:
 - i) The investment in security receipts obtained by way of sale of NPA to SC/RC, is recognised at lower of: (i) Net Book Value (NBV) (i.e. book value less provisions held) of the financial asset; and (ii) Redemption value of SR.
 - ii) SRs issued by an SC/ ARC are valued in accordance with the guidelines applicable to non-SLR instruments. Accordingly, in cases where the SRs issued by the SC/ ARC are limited to the actual realisation of the financial assets assigned to the instruments in the concerned scheme, the Net Asset Value, obtained from the SC/ ARC, is reckoned for valuation of such investments.
- e) Treasury Bills and Commercial Papers are valued at carrying cost.

5.4 Investments (NPI):

Investments are classified as performing and non-performing, based on "Classification, Valuation and Operation of Investment Portfolio of Commercial Banks (Directions), 2021" (as amended) and "Prudential norms on Income Recognition, Asset Classification and Provisioning pertaining to Advances", as under:

- a) Interest/ instalment (including maturity proceeds) is due and remains unpaid for more than 90 days. The same is applied to preference shares where the fixed dividend is not paid.
- b) In the case of equity shares, in the event the investment in shares of any company is valued at Re. 1 per company on account of non-availability of the latest balance sheet, those equity shares would be reckoned as NPI.
- c) The Bank also classifies an investment as a non-performing investment, in case any credit facility availed by the same borrower/ entity has been classified as a non-performing asset and vice versa.
- d) The investments in debentures/ bonds, which are deemed to be advance, are also subjected to NPI norms as applicable to investments.

5.5 Accounting for Repo/ Reverse Repo transactions

The Bank enters into repurchase and reverse repurchase transactions with RBI under Liquidity Adjustment Facility (LAF) and also with market participants. Repurchase transaction represents borrowing by selling the securities with an agreement to repurchase the securities. Reverse repurchase transactions on the other hand represent lending funds by purchasing the securities.

- a) The securities sold and purchased under Repo/ Reverse Repo are accounted as overnight Tri-party Repo (TREPS) dealing and settlement.
- b) However, securities are transferred as in the case of normal outright sale/ purchase transactions and such movement of securities is reflected using the Repo/ Reverse Repo Accounts and contra entries.
- c) The above entries are reversed on the date of maturity. Balance in Repo Account is classified under Schedule 4 (Borrowings) and balance in Reverse Repo Account is classified under Schedule 7 (Balance with Banks and Money at call & short notice).
- d) Interest expended/ earned on Securities purchased/ sold under LAF with RBI is accounted for as expenditure/ revenue.

II Subsidiaries

In case of Subsidiaries, the Investments are classified as current and non-current Investments. Current Investments are carried at lower of cost or market value and non-current investments are carried at cost. Provision for diminution, if any, in the value of the non-current investment is made only, if the diminution in the

value is of permanent nature.

6. Derivatives:

The Bank enters into derivative contracts, such as interest rate swaps, currency swaps and cross currency swaps in order to hedge on balance sheet/ off-balance sheet assets and liabilities or for trading purposes.

6.1 Derivatives used for hedging are accounted as under:

- a) In cases where the underlying assets/ liabilities are marked to market, resultant gain/loss is recognised in the Profit and Loss Account.
- b) Derivative contracts classified as hedge are recorded on accrual basis. Hedge contracts are not marked to market unless the underlying assets/ liabilities are also marked to market.
- c) Gain or losses on the termination of Swaps are recognised over the shorter of the remaining contractual life of the swaps or the remaining life of the assets/ liabilities.

6.2 Derivatives used for trading are accounted as under:

- a) Currency futures and interest rate futures are marked to market on daily basis as per exchange guidelines of MCX-SX and NSE.
- b) Mark to market profit or loss is accounted by credit/ debit to the margin account on daily basis and the same is accounted in the Bank's profit and loss account on final settlement.
- c) Trading swaps are marked to market at frequent intervals. Any mark to market losses are booked and gains, if any, are ignored on net basis.
- d) Gains or losses on termination of swaps are recorded immediately as income/ expense under the above head.

7. Transactions involving foreign exchange:

7.1 Foreign currency transactions are recorded on initial recognition in the reporting currency by applying to the foreign currency amount the exchange rate between the reporting currency and the foreign currency.

7.2 Foreign currency monetary items are reported using the Foreign Exchange Dealers Association of India ("FEDAI") closing (spot/ forward) rates and the resultant profit or loss is recognised in the Profit and Loss Account.

Foreign currency non-monetary items, which are carried at historical cost, are reported using the exchange rate on the date of the transaction.

Contingent liabilities denominated in foreign currency are reported using the FEDAI closing spot rates.

7.3 Outstanding foreign exchange spot and forward contracts are revalued at the exchange rates notified by FEDAI for specified maturities, and the resulting Profit or Loss is recognised in the Profit and Loss Account.

7.4 Foreign exchange forward contracts which are not intended for trading and are outstanding at the balance sheet date, are valued at the closing spot rate. The premium or discount arising at the inception of such a forward exchange contract is amortised as expense or income over the life of the contract.

7.5 Exchange differences arising on the settlement of monetary items at rates different from those at which they were initially recorded are recognised as income or as expense in the period in which they arise.

7.6 Gains/ Losses on account of changes in exchange rates of open position in currency futures trades are settled with the exchange clearing house on daily basis and such gains/losses are recognised in the profit and loss account.

8. Fixed assets and depreciation:

I Parent bank

8.1 Fixed Assets are carried at cost less accumulated depreciation/ amortisation.

Cost includes cost of purchase and all expenditure such as site preparation, installation costs, taxes and professional fees incurred on the asset before it is put to use.

8.2 Subsequent expenditure(s) incurred on the assets put to use are capitalised only when it increases the future benefits from such assets or their functioning capability.

8.3 Fixed Assets are depreciated under 'Written Down Value Method' at the following rates (other than computers which are depreciated on Straight Line Method):

- a. Premises At varying rates based on estimated life
 - a) Furniture, Lifts, Safe Vaults 10%
 - b) Vehicles, Plant & Machinery 20%
 - c) Air conditioners, Coolers, Typewriters etc. 15%.
 - d) Computers including Systems Software 33.33%

(Application Software is charged to the Revenue during the year of acquisition.)

8.4 Other fixed assets are depreciated on Straight Line Method on the basis of estimated useful life of the assets.

8.5 Land acquired on lease for over 99 years is treated as freehold land and those for 99 years or less is treated as leasehold land. Cost of leasehold land is amortized over the period of lease.

8.6 Where it is not possible to segregate the cost of land and premises, depreciation is charged on the composite cost.

8.7 In case of assets, which have been revalued, the depreciation/ amortization is provided on the revalued amount and is charged to the Profit and Loss Account. Amount of incremental depreciation/ amortization attributable to the revalued amount is transferred from

'Revaluation Reserve' and credited to 'Revenue and Other Reserves'.

8.8 Depreciation on additions to assets, made upto 30th September is provided for the full year and on additions made thereafter, is provided for the half year.

No depreciation is provided on assets sold before 30th September and depreciation is provided for the half year on assets sold after 30th September.

8.9 The Bank considers only immovable assets for revaluation. Properties acquired during the last three years are not revalued. Valuation of the revalued assets is done every three years thereafter.

8.10 The increase in net book value of the asset due to revaluation is credited to the Revaluation Reserve Account without routing through the Profit and Loss Account.

Additional depreciation on the revalued asset is charged to the Profit and Loss Account and appropriated from the Revaluation Reserves to Other Revenue Reserve.

8.11 The revalued asset is depreciated over the balance useful life of the asset as assessed at the time of revaluation.

II Subsidiaries

a) Fixed Assets are stated at cost of acquisition less accumulated depreciation. Cost includes all expenses incidental to expenses to the acquisition of fixed assets.

b) Depreciation on fixed assets has been provided on straight line method at the rates specified in Schedule II to the Companies Act, 2013 except in case of Centbank Financial Services Ltd., the subsidiary, intangible assets have been amortized considering the economic life of the asset to be 5 years by the Management and amortized accordingly.

9 Leases:

Leases where risks and rewards of ownership are retained by lessor are classified as Operating Lease as per AS-19 (Leases). Lease payments on such lease are recognised in Profit and Loss account on a straight-line basis over the lease term in accordance with AS 19.

10 Impairment of Assets:

Fixed Assets are reviewed for impairment whenever events or changes in circumstances warrant that the carrying amount of an asset may not be recoverable. Recoverability of assets to be held and used is measured by a comparison of the carrying amount of an asset to future net discounted cash flows expected to be generated by the asset. If such assets are considered to be impaired, the impairment to be recognised is measured by the amount by which the carrying amount of the asset exceeds the fair value of the asset.

11. Employee Benefits:

11.1 Employee benefits are accrued in the year services are rendered by the employees.

11.2 Short Term Employee Benefits:

The undiscounted amounts of short-term employee benefits, which are expected to be paid in exchange for the services rendered by employees, are recognised during the period when the employee renders the service.

11.3 Defined benefit plans:

The Bank operates Gratuity and Pension schemes which are defined benefit plans.

- The Bank provides for gratuity to all eligible employees. The benefit is in the form of lump sum payments to vested employees on retirement, or on death while in employment, or on termination of employment, for an amount equivalent to 15 days basic salary payable for each completed year of service, subject to the cap prescribed by the Statutory Authorities. Vesting occurs upon completion of five years of service. The Bank makes periodic contributions to a fund administered by Trustees based on an independent external actuarial valuation.
- The Bank provides for pension to all eligible employees. The benefit is in the form of monthly payments as per rules to vested employees on retirement or on death while in employment, or on termination of employment. Vesting occurs at different stages as per rules. The pension liability is reckoned based on an independent actuarial valuation carried out annually and Bank makes such additional contributions periodically to the Fund as may be required to secure payment of the benefits under the pension regulations.
- The cost of providing defined benefits is determined using the projected unit credit method, with actuarial valuations being carried out at each balance sheet date. Actuarial gains/ losses are immediately recognised in the Profit and Loss Account and are not deferred.
- When the benefits of the plan are changed, or when a plan is curtailed or settlement occurs, the portion of the changed benefit related to past service by employees, or the gain or loss on curtailment or settlement, is recognized immediately in the profit or loss account when the plan amendment or when a curtailment or settlement occurs.

Liability for long term employee benefit under defined benefit scheme such as contribution to gratuity, pension fund and leave encashment are determined at close of the year at present value of the amount payable using actuarial valuation technique.

- Actuarial gain/losses are recognised in the year when they arise.

11.4 Defined Contribution Plan:

Provident fund is a defined contribution as the bank pays fixed contribution at predetermined rates. The obligation of the bank is limited to such fixed contribution. The contributions are charged to Profit and Loss account.

National Pension Scheme which is applicable to employees who have joined bank on or after 01.04.2010 is a defined contribution scheme. Bank pays fixed contribution at pre-determined rate. The obligation of the bank is limited to such fixed contribution. The contribution is charged to Profit and Loss Account

12. Accounting for Taxes on Income:

Income tax expense is the aggregate amount of current tax and deferred tax expense incurred by the Bank. The provision for tax for the year comprises of current tax liability computed in accordance with the Income Tax Act, 1961 and as per Accounting Standard 22 – “Accounting for Taxes on Income” respectively.

Deferred tax is recognized on timing differences between taxable income and accounting income that originate in one period and is capable of reversal in one or more subsequent periods. Deferred tax assets are recognised only to the extent that there is reasonable certainty that sufficient future taxable income will be available against which such deferred tax assets will be realised.

Deferred Tax Assets are recognised on carry forward of unabsorbed depreciation and tax losses only if there is virtual certainty supported by convincing evidence that such deferred tax assets can be realised against future profits.

The carrying amount of deferred tax assets is reviewed at each balance sheet date to reassess its realization. Disputed tax liabilities are accounted for in the year of finality of assessment/ appellate proceedings and till such times they are shown as contingent liability. The impact of changes in deferred tax assets and liabilities is recognised in the Profit and Loss Account.

13. Sundry Unallocated Income and Proceeds

In case of Centbank Financial Services Ltd., the subsidiary, the amounts received on behalf of beneficiaries of whom details about the beneficiaries cannot be ascertained, such amounts have been accounted in nominal account “Sundry Party Unclaimed Dividend / Interest” and “Unallocated / Unclaimed Proceeds on Redemption of Securities”.

As and when the details are received from the payer about the beneficiaries, the amount is transferred to the respective beneficiary account.

14. Provisions, Contingencies and Contingent assets:

14.1 In conformity with AS 29, “Provisions, Contingent Liabilities and Contingent Assets”, issued by the Institute of Chartered Accountants of India, the Bank recognises provisions only when it has a present obligation as a

result of a past event, and would result in a probable outflow of resources embodying economic benefits will be required to settle the obligation, and when a reliable estimate of the amount of the obligation can be made.

14.2 No provision is recognised for:

- any possible obligation that arises from past events and the existence of which will be confirmed only by the occurrence or non-occurrence of one or more uncertain future events not wholly within the control of the Bank; or
- any present obligation that arises from past events but is not recognised because:
 - it is not probable that an outflow of resources embodying economic benefits will be required to settle the obligation; or
 - a reliable estimate of the amount of obligation cannot be made.

Such obligations are recorded as contingent liabilities. These are assessed at regular intervals and only that part of the obligation for which an outflow of resources embodying economic benefits is probable, is provided for, except in the extremely rare circumstances where no reliable estimate can be made.

14.3 Provision for reward points in relation to the debit card holders of the Bank is made on estimated basis.

14.4 Contingent assets are neither recognised nor disclosed in the Financial Statements.

15 Special Reserves:

Revenue and other Reserve include Special Reserve created under Section 36(i)(viii) of the Income Tax Act, 1961. The Board of Directors of the Bank has passed a resolution approving creation of the reserve and confirming that it has no intention to make withdrawal from the Special Reserve.

16 Segment Reporting

The Bank recognises the business segment as the primary reporting segment and geographical segment as the secondary reporting segment in accordance with the RBI guidelines and in compliance with the Accounting Standard 17 – “Segment Reporting” issued by The Institute of Chartered Accountants of India.

17 Earnings per Share:

- The Bank reports basic and diluted earnings per share in accordance with AS 20 – “Earnings per Share” issued by the Institute of Chartered Accountants of India. Basic Earnings per Share is computed by dividing the Net Profit after Tax for the year attributable to equity shareholders by the weighted average number of equity shares outstanding during the year.
- Diluted earnings per share reflect the potential dilution that could occur if securities or other contracts to issue equity shares were exercised or converted during the year. Diluted earnings per equity share is calculated by using the weighted average number of equity shares and dilutive potential equity shares outstanding during the year.

VIVEK WAHI
Executive Director

RAJEEV PURI
Executive Director

M V MURALI KRISHNA
Executive Director

M V RAO
Managing Director & CEO

HARDIK M. SHETH
Director

P. J. THOMAS
Director

DINESH PANGTEY
Director

PRADIP P. KHIMANI
Director

As per our report of even date

For **CHHAJED & DOSHI**
Chartered Accountants
F.R. No. 101794W

For **A S K A & CO**
Chartered Accountants
F.R. No. 122063W

For **KISHORE & KISHORE**
Chartered Accountants
F.R. No. 000291N

For **A.R. & CO.**
Chartered Accountants
F.R. No. 002744C

(CA NITESH JAIN)
□□□□□□□□
M. No. 136169

(CA SUHAS AMBEKAR)
□□□□□□□□
M. No. 101373

(CA AKHILESH K. MATHUR)
□□□□□□□□
M. No. 509176

(CA ANIL GAUR)
□□□□□□□□
M. No. 017546

Place: Mumbai

Date: April 29, 2023

SCHEDULE-18: NOTES FORMING PART OF THE CONSOLIDATED FINANCIAL STATEMENTS:

1. Subsidiaries and Associates considered in the preparation of the Consolidated Financial Statements

- 1.1. The Consolidated Financial Statements comprise the financial statements of Central Bank of India (Parent Bank), its two subsidiaries (collectively referred to as “the Group”) and share of profit / loss in three Associates consisting of two Regional Rural Banks (RRBs) sponsored by the Parent Bank and Indo Zambia Bank Limited as per details given below:

Name of the Subsidiary/Associate	Country of Incorporation	Ownership interest as at March 31, 2023	Ownership interest as at March 31, 2022
Cent Bank Home Finance Limited (Subsidiary)	India	64.40%	64.40%
Centbank Financial Services Limited (Subsidiary)	India	100.00%	100.00%
Uttar Bihar Gramin Bank, Muzzaffarpur (Associate)	India	35.00%	35.00%
Uttarbanga Kshetriya Gramin Bank, Cooch Behar (Associate)	India	35.00%	35.00%
Indo Zambia Bank Limited (JV)	Zambia	20.00%	20.00%

- 1.2. The financial statements of the Subsidiaries and Associates which are used in the consolidation have been drawn up to the same reporting date as that of Parent Bank i.e. 31st March, 2023, except Indo Zambia Bank Ltd., whose reporting period is calendar year and share in profit has been taken on unaudited figures for the financial year ended 31.03.2023. Financial Statement of Indo Zambia Bank is prepared as per the accounting policies adopted under local laws. In the opinion of the Management the impact is not material.
- 1.3. The accumulated share of profit/ loss of the Parent Bank in the associates has been added to/ reduced from the carrying cost of Investments with corresponding adjustments in accumulated reserves of the Group.
- 1.4. Cent Bank Home Finance Ltd., the subsidiary, like other Housing Finance Institutions grant loans for longer tenure, while deposits received/ liabilities are for shorter tenure, resulting in mismatch of assets and liabilities. The same is being addressed by sufficient credit lines available.
- 1.5. Financial Statements of one of the Subsidiaries are audited by an auditor other than auditor of parent bank and another subsidiary financials is unaudited and certified by the management. The financial statements of two associates are audited by an auditor other than the auditor of parent bank and one JV is unaudited and certified by the management.

2. In the preparation of consolidated financial statements, wherever, different accounting policies for similar transactions have been followed by subsidiaries and associates, adjustments have not been made as in the opinion of management of the Bank the same are not material.

3. PARENT BANK

3.1. CAPITAL:

- 3.1.1. Paid up Equity Share Capital of the Bank as on 31.03.2023 is ₹ 8,680.94 crore, the President of India (Government of India) has not infused any fresh capital during the Financial Year 2022-23. The shareholding of President of India (Government of India) in the Bank is 93.08%.

3.2. Balancing of Books / Reconciliation:

- 3.2.1. The parent Bank is under process of reconciling the outstanding balances/entries in various heads of accounts included in Inter office adjustment (IBR) account.

The Net balance of IBR account as at 31st March, 2022 is ₹ 1.95 crore (net credit) and as at 31st March, 2021 is ₹ 19.01 crore (net credit).

- 3.2.2. The reconciliation of the following items is in progress.

- » Inter Branch Office Balance
- » Suspense Accounts
- » Clearing & other Adjustment Accounts
- » Certain balances in nominal account
- » Balances related to ATM Department
- » Mirror Accounts maintained by Central Card Department and other balances

- » Data/System updation of Agricultural and Priority Sector Advances
- » Fixed Asset

The management is of the opinion that the overall impact, if any, on the accounts will not be significant.

3.3. Income Tax:

3.3.1. Provision for Income Tax for the year is arrived at after due consideration of relevant statutory provisions and judicial decisions on disputed issues.

3.3.2. Claims against the bank not acknowledged as debt under contingent liabilities (schedule 12) includes ₹ 5726.89

4.3. Accounting Standard 15 – Employee Benefits

4.3.3. Defined Benefit Plans

i. Defined Benefit Plans, Employee's pension plan and Gratuity plan

The following table sets out the status of the Defined Benefit Pension Plans and Gratuity Plan as per Actuarial Valuation by the independent Actuary appointed by the Parent bank:-

(Amount ₹ in Crore)

Particulars	Pension Plan		Gratuity Plan	
	Current Year	Previous Year	Current Year	Previous Year
	FY(22-23)	FY(21-22)	FY(22-23)	FY(21-22)
Change in the Present Value of the Defined Benefit Obligation				
Opening Defined Benefit Obligation 1st April, 2022	16237.43	15557.68	1730.20	1726.67
Current Service Cost	85.97	82.63	107.84	100.62
Interest Cost	1177.21	1012.96	109.69	103.25
Past Service Cost (Vested Benefit)	0.00	821.95	0.00	0.00
Actuarial Losses (gains)	909.56	301.95	(15.07)	100.23
Benefits Paid	(1681.17)	(1539.75)	(280.94)	(300.56)
Direct Payment by Bank	0.00	0.00	0.00	0.00
Closing Defined Benefit Obligation at 31st March, 2023	16729.00	16237.43	1651.72	1730.20
Change in Plan Assets				
Opening Fair Value of Plan Assets as at 1st April, 2022	15807.88	15198.05	1630.51	1534.62
Expected Return on Plan Assets	1133.25	1074.53	110.79	98.93
Contributions by Employer	1327.65	976.98	231.29	252.11
Expected Contributions by the employees	0.00	0.00	0.00	0.00
Benefits Paid	(1681.17)	(1539.75)	(280.94)	(300.56)
Actuarial Gains /(Loss) on Plan Assets	(103.69)	98.07	(54.23)	45.41
Closing Fair Value of Plan Assets as at 31st March, 2023	16483.92	15807.88	1637.42	1630.51
Amount Recognized in the Balance Sheet				
Present Value of Funded obligation at 31st March, 2023	16,729.00	16,237.43	1,651.72	1,730.20
Fair Value of Plan Assets at 31st March, 2023	(16,483.92)	(15,807.88)	1,637.42	(1,630.51)
Unrecognized past service Cost	0.00	(277.43)	0.00	0.00
Deficit/(Surplus)	245.08	152.12	14.30	99.69
Net Liability/(Asset)	245.08	152.12	14.30	99.69
Net Cost Recognized in the Profit and Loss Account				
Current Service Cost	85.97	82.63	107.83	100.62
Past Service Cost-Recognized	657.56	544.52	0.00	0.00
Interest Cost	1,177.21	1,012.96	109.69	103.25
Expected Return on Plan Assets	(1,133.26)	(1,074.53)	(110.79)	(98.93)

(Amount ₹ in Crore)

Particulars	Pension Plan		Gratuity Plan	
	Current Year	Previous Year	Current Year	Previous Year
	FY(22-23)	FY(21-22)	FY(22-23)	FY(21-22)
Net Actuarial Losses/(Gain) Recognized During the Year	1,013.25	203.88	39.17	54.82
Total Cost of Defined Benefit Plans included in Schedule 16 "Payments to and provisions for Employees"	1,800.74	769.47	145.90	159.76
Reconciliation of Expected Return and Actual Return on Plan Assets				
Expected Return on Plan Assets	1,133.26	1,074.53	110.79	98.93
Actuarial Gain/(loss) on Plan Assets	(103.69)	98.07	(54.24)	45.41
Actual Return on Plan Assets	1,029.57	1,172.60	56.55	144.34
Reconciliation of Opening and Closing Net Liability /(Asset) Recognized in Balance Sheet				
Opening Net Liability /(Asset) as at 1st April, 2022	(228.01)	359.63	99.69	192.05
Expenses as Recognized in Profit And Loss Account	1800.74	769.47	145.90	159.76
Employer's Contribution	(1327.65)	(976.98)	231.29	252.11
Net Liability/(Assets) Recognized in Balance Sheet	245.08	152.12	14.30	99.69

Investment under Plan Assets of Pension Funds & Gratuity Fund as on 31st March, 2023 are as follows-

CATEGORY OF ASSETS	PENSION FUND	GRATUITY FUND
	% OF PLAN	% OF PLAN
	ASSETS	ASSETS
Central Govt. Securities	0.31	1.01
State Govt. Securities	18.95	37.56
Debt Securities, Money Market Securities and Bank Deposits	19.70	30.26
Mutual Funds	3.55	6.83
Insurer Managed Funds	57.47	24.27
Others	0.02	0.07
Total	100.00	100.00

Principal Actuarial Assumptions	Pension Plan	
	Current Year	Previous Year
	FY(22-23)	FY(21-22)
Discount Rate	7.40	7.25
Expected Rate of Return on Plan Assets	7.40	7.25
Salary Escalation Rate	5.00	5.00
Pension Escalation Rate	4.00	4.00
Attrition Rate	2.50	2.50
Mortality Table	IALM(2012-14)	

Principal Actuarial Assumptions

	Gratuity Plans	
	Current Year	Previous Year
	FY(22-23)	FY(21-22)
Discount Rate	7.40	6.90
Expected Rate of Return on Plan Assets	7.40	6.90
Salary Escalation Rate	5.00	5.00
Attrition Rate	2.50	2.50
Mortality Table	IALM(2012-14)	

SURPLUS/DEFICIT IN THE PLAN

(Amount in ₹ crore)

GRATUITY PLAN	YEAR ENDED				
	AMOUNT RECOGNIZED IN THE BALANCE SHEET	31-03-2019	31-03-2020	31-03-2021	31-03-2022
Liability at the end of the year	1,648.13	1,623.23	1,726.66	1,730.20	1,651.72
Fair Value of Plan Assets at the end of the year	1,878.26	1,720.32	1,534.62	1,630.51	1,637.42
Difference	(230.13)	(97.09)	192.04	99.69	14.30
Amount Recognized in the Balance Sheet	(230.13)	(97.09)	192.04	99.69	14.30

EXPERIENCE ADJUSTMENT	YEAR ENDED				
	AMOUNT RECOGNIZED IN THE BALANCE SHEET	31-03-2019	31-03-2020	31-03-2021	31-03-2022
On Plan Liability (Gain)/ Loss	(29.08)	(6.34)	249.60	145.94	(15.07)
On Plan Asset (Loss) / Gain	(42.56)	(3.38)	32.99	45.41	(54.23)

SURPLUS/DEFICIT IN THE PLAN

(Amount in ₹ crore)

PENSION PLAN	YEAR ENDED				
	AMOUNT RECOGNIZED IN THE BALANCE SHEET	31-03-2019	31-03-2020	31-03-2021	31-03-2022
Liability at the end of the year	14,245.10	15,421.82	15,557.67	16,237.43	16,729.00
Fair Value of Plan Assets at the end of the year	14,645.14	14,939.64	15,198.04	15,807.88	16,483.92
Difference	(400.04)	482.18	359.63	429.55	245.08
Amount unrecognized in the Balance Sheet (w.r.t. past service cost)	0.00	0.00	0.00	277.43	0.00
Amount Recognized in the Balance Sheet	(400.04)	482.18	359.63	152.12	245.08
Amount Recognized in the Balance Sheet (w.r.t. past service cost)	0.00	0.00	0.00	544.52	277.43

(Amount in ₹ crore)

EXPERIENCE ADJUSTMENT	YEAR ENDED				
	AMOUNT RECOGNIZED IN THE BALANCE SHEET	31-03-2019	31-03-2020	31-03-2021	31-03-2022
OnPlanLiability(Gain)/Loss	422.24	12.65	2,279.00	847.41	1,126.87
OnPlanAsset(Loss)/Gain	(72.66)	346.19	276.30	98.07	1,013.25

The expected contribution to the Pension and Gratuity fund for next year is ₹ 245.08 crore and ₹ 14.30 Crore respectively.

ii. Defined Contribution Plan:

The bank has a defined contribution pension scheme (DCPS) applicable to all categories of officers and employees joining bank on or after 01/04/2010. The scheme is managed by NPS trust under the aegis of the Pension Fund Regulatory and Development Authority. National Securities Depository Limited (NSDL) has been appointed as the Central Record Keeping Agency for the NPS. During 2021-22, the bank has contributed ₹ 244.48 crore (Previous year ₹ 146.97 crore).

iii. Employees' Provident Fund:-

During the year bank has recognized expenses of ₹ 0.96 Crore and corresponding year ₹ 1.12 Crore on account of employer contribution for the employees covered under PF option Scheme i.e. PF Optees.

iv. Long Term Employee Benefits (Unfunded Obligation):

During the year bank has recognized expenses of ₹ 78.70 crore (Previous Year ₹ 43.24 crore) towards leave encashment expenses based on actuarial valuation.

Actuarial valuation report as per AS 15 (revised 2005) / privilege benefits

Asset and Liabilities

Particulars	Current Year FY (22-23)	Previous Year FY (21-22)
Defined Benefit Obligation	1070,33,08,807	991,63,07,002
Fair Value of Plan Assets	-	-
Net Liability (Asset)	1070,33,08,807	991,63,07,002

Financial Assumptions

Particulars	Current Year FY (22-23)	Previous Year FY (21-22)
Discount Rate	7.45%	6.90%
Salary Growth Rates	5.00%	5.00%

Withdrawal rates Per Annum

Age Band	Current Year FY (22-23)	Previous Year FY (21-22)
25 & Below	2.50%	2.50%
26 to 35	2.50%	2.50%
36 to 45	2.50%	2.50%
46 to 55	2.50%	2.50%
56 & above	2.50%	2.50%

Mortality Rates: Indian Assured Lives Mortality (2012-14) Table

Sample Rates of (Indian Assured Life Mortality) IALM

Age (In Years)	Current Year FY (22-23)	Previous Year FY (21-22)
20	0.09%	0.09%
30	0.10%	0.10%
40	0.17%	0.17%
50	0.44%	0.44%
60	1.12%	1.12%

B) Other Long Term Employee Benefits

1. Actuarial Valuation Report as per AS15 (revised 2005) – Retirement Benefits

Asset and Liabilities

Particulars	Current Year	Previous Year
	FY (22-23)	FY (21-22)
Defined Benefit Obligation	2,74,04,770	3,05,03,237
Fair Value of Plan Assets	-	-
Net Liability (Asset)	2,74,04,770	3,05,03,237

Financial Assumptions

Particulars	Current Year	Previous Year
	FY (22-23)	FY (21-22)
Discount Rate (P.a)	7.40 %	6.90 %
Inflation Rate (p.a)	0.00 %	0.00 %
Expected Rate of Return (p.a)	Not Applicable	Not Applicable

Withdrawal rates Per Annum

Age Band	Current Year	Previous Year
	FY (22-23)	FY (21-22)
25 & Below	2.50%	2.50%
26 to 35	2.50%	2.50%
36 to 45	2.50%	2.50%
46 to 55	2.50%	2.50%
56 & above	2.50%	2.50%

Mortality Rates: Indian Assured Lives Mortality (2012-14) Table

Sample Rates of (Indian Assured Life Mortality)IALM

Age (In Years)	Current Year	Previous Year
	FY (22-23)	FY (21-22)
20	0.09%	0.09%
30	0.10%	0.10%
40	0.17%	0.17%
50	0.44%	0.44%
60	1.12%	1.12%

2. Actuarial Valuation Report as per AS15 (revised 2005) – Long Service Benefits

Asset and Liabilities

Particulars	Current Year	Previous Year
	FY (22-23)	FY (21-22)
Defined Benefit Obligation	1,21,30,154	1,18,22,548
Fair Value of Plan Assets	0	0
Net Liability (Asset)	1,21,30,154	1,18,22,548

Financial Assumptions

Particulars	Current Year	Previous Year
	FY (22-23)	FY (21-22)
Discount Rate (P.a)	7.40 %	6.90 %
Inflation Rate (p.a)	0.00 %	0.00 %
Expected Rate of Return (p.a)	Not Applicable	Not Applicable

Withdrawal rates Per Annum

Age Band	Current Year FY (22-23)	Previous Year FY (21-22)
25 & Below	2.50%	2.50%
26 to 35	2.50%	2.50%
36 to 45	2.50%	2.50%
46 to 55	2.50%	2.50%
56 & above	2.50%	2.50%

Mortality Rates: Indian Assured Lives Mortality (2012-14) Table

Sample Rates of (Indian Assured Life Mortality) IALM

Age (In Years)	Current Year FY (22-23)	Previous Year FY (21-22)
20	0.09%	0.09%
30	0.10%	0.10%
40	0.17%	0.17%
50	0.44%	0.44%
60	1.12%	1.12%

4.4. Accounting Standard 17 – Segment Report of the Group

CONSOLIDATED SEGMENT REPORT FOR THE YEAR ENDED MARCH 31, 2023

As per the revised guidelines of Reserve Bank of India the Bank has recognized Treasury Operations Corporate/ Wholesale Banking Retail Banking and other Banking business as primary reporting segments. There are no secondary reporting segments.

The following are the primary segments of the Bank:-

- » Treasury
- » Corporate / Wholesale Banking
- » Retail Banking
- » Other Banking Business.

The present accounting and information system of the Bank based on the present internal, organisational and management reporting structure and the nature of their risk and returns, the data on the primary segments have been computed as under:

- » Treasury – The Treasury Segment includes the entire investment portfolio and trading in foreign exchange contracts and derivative contracts. The revenue of the treasury segment primarily consists of fees and gains or losses from trading operations and interest income on the investment portfolio.
- » Corporate / Wholesale Banking – The Corporate / Wholesale Banking segment comprises the lending activities of Corporate Accounts, Trust / Partnership Firms Companies and statutory bodies which are not included under Retail Banking and Stressed Assets Management Branch. These include providing loans and transaction services to corporate and institutional clients.
- » Retail Banking – The Retail Banking Segment comprises of retail branches, which primarily includes Personal Banking activities including lending activities to corporate customers having banking relations with these branches. The Retail Banking Segment consists of all exposures up to a limit of ₹ 7.50 crore (including Fund Based and Non-Fund Based exposures) subject to orientation product granularity criteria and individual exposures. This segment also includes agency business and ATMs.
- » Other Banking business – Segments not classified under (i) to (iii) above are classified under this primary segment.
- » Secondary (Geographical Segment)
 - i) Domestic Operations - Branches/Offices having operations in India
 - ii) Foreign Operations – Bank has only one Joint Venture in Zambia.

(Amount in ₹ crore)

Business Segments	Treasury		Corporate/ Wholesale Banking		Retail Banking		Other Banking Operations		Total	
	2022-23	2021-22	2022-23	2021-22	2022-23	2021-22	2022-23	2021-22	2022-23	2021-22
Revenue	10974.59	11626.75	6564.56	5263.81	11815.46	8288.21	2.22	1.35	29356.83	25180.12
Result	2585.67	2528.46	1226.84	(2288.70)	(1172.81)	1075.23	1.24	0.28	2640.94	1315.27
Unallocated Expenses									41.09	429.54
Operating Profit									2682.03	1744.81
Income Taxes									1072.70	680.31
Extraordinary profit/loss	-	-	-	-	-	-	-	-	69.45	11.29
Net Profit									1678.78	1075.79
Other Information:										
Segment Assets	184294.75	197643.37	77326.32	66602.32	131141.05	107873.07	8.88	8.88	392771.00	372127.64
Unallocated Assets									14308.71	15164.54
Total Assets									407079.71	387292.18
Segment Liabilities	179578.72	191840.34	73563.83	64083.77	124708.58	103811.85	11.85	6.81	377862.98	359742.77
Unallocated Liabilities									0.00	0.00
Total Liabilities									377862.98	359742.77

* Segment Revenue and Expenses have been apportioned on the basis of the segment assets, wherever direct allocation is not possible.

Figures have been regrouped wherever considered necessary to conform to current year classification.

The Group has only one geographical segment i.e. Domestic Segment

4.5. Related Party disclosures as per Accounting Standard 18 – Related Party (of Parent Bank)

4.5.1. List of Related Parties:

4.5.3.1. Key Managerial Personnel as on 31.03.2023

Sr. No.	Name	Designation
PARENT BANK		
i.	Shri M V Rao	Managing Director & CEO
ii.	Shri Alok Shrivastava (upto 30.11.2022)	Executive Director
iii.	Shri Vivek Wahi	Executive Director
iv.	Shri Rajeev Puri	Executive Director
v.	Shri M V Murali Krishna (w.e.f. 01.12.2022)	Executive Director
SUBSIDIARIES		
CENTBANK FINANCIAL SERVICES LIMITED		
i.	Shri S. Venkataraman (upto 16.06.2022)	Managing Director
ii.	Shri Sunil Kumar Naik (w.e.f. 19.07.2022)	Managing Director
iii.	Smt. Aarti Sharma	Company Secretary
CENT BANK HOME FINANCE LIMITED		
i.	Shri Kushal Pal	Managing Director
ii.	Shri Sachin Sudhakar	General Manager
iii.	Shri Ashish Shrivastava	Company Secretary
iv.	Shri S.C. Mehta	Chief Financial Officer
v.	Mr. S.C. Mehta	Chief Financial Officer

4.5.3.2. Transactions with Related Parties:

Remuneration paid to key managerial persons:

(Amount in ₹ crore)

Name	Designation	Key Management Personnel	
		31.03.2023	31.03.2022
PARENT BANK			
Shri Matam Venkata Rao	Managing Director & CEO	0.41	0.32
Shri Alok Srivastava (upto 30.11.2022)	Executive Director	0.25	0.29
Shri Vivek Wahi	Executive Director	0.34	0.27
Shri Rajeev Puri	Executive Director	0.37	0.28
Shri M V Murali Krishna (w.e.f. 01.12.2022)	Executive Director	0.10	0.00
SUBSIDIARIES			
CFSL			
Shri S. Venkataraman (Resigned as MD on 16.6.2022)	Managing Director	0.05	0.23
Shri Sunil Kumar Naik (appointed as MD on 19.7.2022)	Managing Director	0.18	0.001
Shri H V Kamdar (Retired on 30.4.2021)	Company Secretary	-	0.02
Smt. Aarti Sharma (became KMP w.e.f. 1.5.2021)	Company Secretary	0.08	0.07
CBHFL			
Shri Kushal Pal	Managing Director	0.30	0.25
Shri Sachin Sudhakar	General Manager	0.30	0.20
Shri Suyogya Chandra Mehta	Chief Financial Officer	0.15	0.07
Shri Ashish Shrivastava	Company Secretary	0.12	0.05

Note: Keeping in line with para 9 of the AS - 18 - "Related Party Disclosure" issued by ICAI, the transactions with the Subsidiaries and Associates Enterprises have not been disclosed which exempts the State Controlled Enterprises from making any disclosures pertaining to transactions with other related State Controlled Enterprises.

Further, transactions in the nature of Banker-Customer relationship including those with KMP and relatives of KMP have not been disclosed in terms of Para 5 of AS-18.

4.6. Accounting Standard – 19 "Leases"

- i. The premises of the Bank were revalued to reflect the market value as on 31.03.2021 based on valuation reports of external independent valuers' and approved by the Board of Directors and ₹ 881.96 crore increase in value thereof have been credited to Revaluation Reserve Account.
- ii. In case of assets, which have been revalued, the depreciation is provided on the revalued amount charged to Profit & Loss Account and the amount of incremental depreciation attributable to the revalued amount ₹ 65.36 crore for March 2023 (previous year 2021-22 ₹ 54.12 crore) is transferred from 'Revaluation Reserves' and credited to "Revenue and Other Reserves".
- iii. Land obtained on lease by bank includes market value as on 31.03.2021 is ₹ 8.99 crore (previous year ₹ 8.02 crore) with written down value as NIL (previous year ₹ NIL), the lease period of which has expired and the bank is still having its offices/building on these lands and vacant land obtained on lease by the Bank includes market value as on as on 31.03.2021 is ₹ 13.72 crore with written down value as NIL, where the lease period is expired, perusing with authorities for lease renewals.
- iv. As per AS-19, operating leases primarily comprise office premises and staff residences, which are renewable at the option of the Bank.
 - i) Liability for Premises taken on non-Cancellable operating lease are NIL as on 31.03.2023.
 - ii) Amount of lease payments recognized in the P&L Account for operating leases is ₹ 392.02 crore as on 31.03.2023 (Previous Year ₹ 357.07 crore).

v. Additional Disclosure:

Premises obtained by the bank include own property of ₹ 37.13 crore for which registration formalities are still under progress.

The title of property amounting to ₹ 37.13 crore acquired on disposal of security are not in favor of bank as the matter is sub-judice.

4.7. Earnings per Share as per AS 20 has been arrived at as follows:

Earnings per share as per AS 20 has been arrived at as follows:

(Amount in ₹ crore)

Particulars	31.03.2023	31.03.2022
Net Profit / (Loss) after Tax available for Equity Share Holder (Amount in ₹ crore)	1678	1076
Weighted Average number of Equity Share (No.)	8,680,939,432	8,680,939,432
Basic Earnings per Share (₹)	1.93	1.24
Diluted Earnings per Share (₹)	1.93	1.24
Nominal Value per Share (₹)	10	10

4.8. Accounting Standard 22 – Accounting for Taxes on Income (of the Group)

Keeping in view the significant provisioning requirements and revision in guidelines of Deferred Tax Assets (DTA) in CET1 calculation by RBI tax review based on management's estimate of possible tax benefits against timing difference has been carried out and ₹ 5798.91 crore has been recognized as Deferred Tax Assets as at 31st March 2023.

Component of deferred tax assets/ liabilities as on 31st March 2023 are as under:

(Amount ₹ in Crore)

Particulars	Deferred Tax Assets		Deferred Tax Liability	
	31.03.2023	31.03.2022	31.03.2023	31.03.2022
Parent Bank:-				
Business Loss	2270.61	1655.92		
Provision for Leave Encashment	374.02	346.52		
Provision for Loans and Advances	3945.44	5728.37		
Interest on Income Tax Refund			40.96	26.94
Interest accrued but not due on investments			699.00	760.96
Special Reserve u/s36(1)(viii) of I.T. Act 1961			34.94	34.94
Depreciation on Fixed Assets			16.26	45.90
Subsidiary:-				
Cent Bank Home Finance Ltd.				
Provision on Advances	5.97	9.58	0.00	0.00
Depreciation on Fixed Assets	0.01	0.01	0.00	0.00
Others	0.23	0.10	1.63	1.12
Special Reserve u/s36(1)(viii) of I.T. Act 1961	0.00	0.00	15.33	14.64
Cent Bank Financial Services Ltd (Net)	0.12	0.06	0.00	0.00
TOTAL	6596.40	7740.56	808.12	884.50
Net Deferred Tax Asset/Liability	5788.28	6856.06	-	-

Net decrease in Deferred Tax Assets for the year 2022-23 is ₹ 1067.78 crore (Previous year ₹ 683.27 crore) has been recognized in profit & loss account.

4.9. Accounting Standard – 28 – Impairment of Assets

A substantial portion of Bank's assets comprise financial assets to which Accounting Standard-28 on impairment of assets is not applicable. In the opinion of the Management there is no material impairment on Other Assets other than financial assets as at 31st March, 2023 requiring recognition in terms of the Standard.

4.10. Accounting Standard – 29 on Provisions Contingent Liabilities and Contingent Assets (of Parent Bank)

4.10.1. Provisions and Contingencies

(Amount in ₹ crore)

Break-up of Provisions and Contingencies shown under the head Expenditure in P&L Account	31.03.2023	31.03.2022 *
Provisions/Depreciation on Investment (NPI)	214.59	646.74
Provision towards NPA	3534.31	2461.55
Provision towards Standard Asset	680.54	(222.47)
Provision made for Taxes	1063.14	672.13
Provision for Restructured Advances	(221.81)	595.94
Other Provisions	30.80	(1.57)
TOTAL	5301.57	4152.32

5. Other Disclosures:-

5.1 Corporate Social Responsibility

During the year Cent Bank Home Finance Limited the subsidiary has spent ₹ 0.58 crore (Previous year ₹ 0.51 crore towards corporate social responsibility under section 135 of companies Act 2013 and rules thereof.

5.2 Provisioning Coverage Ratio (PCR)

(Amount in ₹ crore)

Ratios (in percent)	31.03.2023	31.03.2022
Gross NPA to Gross Advances	8.44	14.84
Net NPA to Net Advances	1.77	3.97
The Provisioning Coverage Ratio with Technical Write Off	92.48	86.69
The Provisioning Coverage Ratio without Technical Write Off	80.47	76.29

5.3 Centbank Financial Services Limited, the subsidiary, holds investments in the nature of shares, securities and immovable properties on behalf of its clients in a fiduciary capacity on a Trustee-Beneficiary relationships, which in the opinion of the Board of Directors are adequately safeguarded and properly recorded and all duties arising from such fiduciary relationships are adequately fulfilled.

5.4 Centbank Financial Services Limited, the subsidiary, has not transferred or allocated dividend, interest and other corporate benefits received over a period of time from various companies / undertakings, amounting to ₹ 2.06 crore to the trusts / beneficiaries, on whose behalf the investment portfolios are held under Trusteeship Services. The said amount stood at ₹ 1.79 crore as at 31.03.2022 and has increased to ₹ 2.06 crore as at 31.03.2023. Similarly, it has not transferred or allocated sales / redemption proceeds of shares / debentures amounting to ₹ 0.18 crore to the respective trust / beneficiary. The same is outstanding since 2005-06. It has kept the above funds in current account with its bank since long.

5.5 In terms of RBI guidelines DBOD No.BP.BC.57/62-88 dated December 31, 1988, Inter-Bank Participation Certificates (IBPC) Lending of ₹ NIL has been undertaken. Accordingly, these have been adjusted from the advances of the Parent Bank. Interest income of ₹ NIL has been recognized against these borrowings.

5.6 Implementation of the Guidelines on Information Security, Electronic Banking, Technology Risk Management and Cyber Frauds.

The Parent Bank has formulated policies as per RBI circular RBI/2010-11/494 DBS.CO.ITC.BC.No. 6/31.02.008/2010-11 dated April 29, 2011. These policies are being reviewed by the management of the bank on periodical basis. The policies were last reviewed by the Board of Directors in the meeting held on 17.03.2023.

5.7 Additional statutory information disclosed in individual financial statements of the Parent and Subsidiaries having

no bearing on the true and fair view of the Consolidated Financial Statements and the information pertaining to the items which are not material have not been disclosed in the Consolidated Financial Statements in view of the general clarification issued by the ICAI.

5.8 Disclosure with respect to NCLT provisions:

As per RBI circular No. DBR No. BP.15199/21.04.048/2016-17 and DBR No. BP.1906/21.04.048/2017-18 dated June 23, 2017 and August 28, 2017 respectively, for the accounts covered under the provisions of Insolvency and Bankruptcy Code (IBC), the Bank is holding total provision of ₹ 6316.13 crore (₹ 6406.10 crore for March 31, 2022) (including FITL of ₹ 127.90 crore) @ (100 % of total outstanding including Investment) as on March 31, 2023

5.9 In accordance with RBI circular no. DBR No. BP.BC.18/21.04.048/2018-19 dated January 01,2019, DOR No. BP.BC.34/21.04.048/2019-20 dated February 11, 2020 and RBI/2020-21/17 DOR No. BP.BC/4/21.04.048/2020-21 dated August 6, 2020 on "Relief for MSME borrowers either exempted or registered under Goods and Services Tax(GST), the details of MSME restructured accounts as on 31st March, 2023 are as under:

No of Accounts Restructured	Amount ₹ in crore
23298	2478.29

5.10 Reserve Bank of India vide their letter dated June 13, 2017, has put the Bank under Prompt (PCA) Corrective Action in view of high net NPA and negative Return on Assets. Bank had complied with the PCA framework norms meticulously. Reserve Bank of India vide its communication CO.DOS.SED.No.S3988/14.01.040/2022-23 dated September 20,2022 has removed our Bank from the Prompt Corrective Action(PCA) framework.

5.11 Disclosure on amortization of expending on account of enhancement in family pension of employees of Banks :-

RBI vide their Circular No.: RBI/2021-22/105 DORACC.REC.57/21.04.018/2021-22 dated 4th October 2021, has permitted Banks to amortize the additional liability on account of revision in family pension for employees over a period of not exceeding 5 (five) years, beginning with financial year ended 31st March 2022, subject to a minimum of 1/5th of the total amount being expensed every year. Based on the Actuarial Valuation report obtained by the Bank the additional liability on account of revision in family pension for employees is arrived at ₹ 821.95 crore. Bank has opted to amortize the same as per the said circular of RBI and has charged an amount of ₹ 544.52 crore out of ₹ 821.95 crore to the Profit & Loss account during the financial year ended 31st March, 2022. During the year ended March 31st, 2023, the Bank has charged ₹ 164.40 crore to the Profit and Loss account. The balance unamortized expense of ₹.113.03 crore has been carried forward to subsequent years. The balance unamortized expense of ₹.113.03 crore has been carried forward to subsequent years. The consequential impact of unamortised pension liability on net profit for the current financial year is ₹ 73.53 crores (net of taxes).

5.12 Additional disclosure related to other asset & other liabilities:

Particulars	FY 2022-23	FY 2021-22
Schedule 5 Other liabilities-IV-5 any item under "others (including provisions)" exceeds 1% of total assets	Nil	Nil
Schedule 11 Other asset –VI any item under "others" in other assets exceeds 1% of the total assets	Nil	Nil
Schedule 14-VII "other miscellaneous income" any item under this head exceeds 1% of total income	Recovery received in accounts written off ₹ 1282.59 crore which is 4.33 % of other total income.	Recovery received in accounts written off ₹ 331.53 crore which is 1.29 % of other total income.
Schedule 16-XII "other expenditure" any item under this head exceeds 1% of total income	Nil	ATM interchange fee paid of ₹ 281.14 which is 1.09 % of other expenditure

The outbreak of Corona virus (COVID-19) pandemic globally including India has resulted in slowdown of economic activities and increased volatility in financial markets. The extent to which the COVID-19 pandemic will impact

the Bank's financial results will depend on future developments, which are highly uncertain. Given the uncertainty, because of COVID-19 pandemic, the Bank is continuously monitoring any material change in future economic condition which may impact the Bank's operations and its financial results in future depending on the developments which may differ from that estimated as at the date of approval of the financial statements.

5.13 Previous year figures have been re-grouped / re-classified wherever considered necessary to conform to current year's classification.

VIVEK WAHI
Executive Director

RAJEEV PURI
Executive Director

M V MURALI KRISHNA
Executive Director

M V RAO
Managing Director & CEO

HARDIK M. SHETH
Director

P. J. THOMAS
Director

DINESH PANGTEY
Director

PRADIP P. KHIMANI
Director

As per our report of even date

For **CHHAJED & DOSHI**
Chartered Accountants
F.R. No. 101794W

For **A S K A & CO**
Chartered Accountants
F.R. No. 122063W

For **KISHORE & KISHORE**
Chartered Accountants
F.R. No. 000291N

For **A.R. & CO.**
Chartered Accountants
F.R. No. 002744C

(CA NITESH JAIN)
□ □ □ □ □ □ □ □
M. No. 136169

(CA SUHAS AMBEKAR)
□ □ □ □ □ □ □ □
M. No. 101373

(CA AKHILESH K. MATHUR)
□ □ □ □ □ □ □ □
M. No. 509176

(CA ANIL GAUR)
□ □ □ □ □ □ □ □
M. No. 017546

Place: Mumbai

Date: April 29, 2023

Consolidated Cash Flow Statement

for the year ended March 31, 2023

Sn	Particulars	31-03-2023	31-03-2022
			(₹ In Crore)
A	CASH FLOW FROM OPERATING ACTIVITIES		
	Net Profit/(Loss) before Taxes & Minority Interest	2,761.10	1,763.26
I	Adjustments for:		
	Depreciation on fixed assets	385.98	296.76
	Depreciation on investments (including on matured debentures)	214.10	368.87
	Bad Debts written off/Provision in respect of non performing assets	3,540.38	3,101.21
	Provision for Standard Assets	680.65	(217.55)
	Provision for Other items (Net)	(190.67)	235.53
	(Profit) / Loss on sale of fixed assets (Net)	1.34	(9.10)
	Sub total	7,392.88	5,538.98
II	Adjustments for :		
	Increase / (Decrease) in Deposits	16,610.56	12,836.26
	Increase / (Decrease) in Borrowings	670.62	1,903.64
	Increase / (Decrease) in Other Liabilities and Provisions	148.79	1,794.86
	(Increase) / Decrease in Advances	(38,392.11)	(14,753.67)
	(Increase) / Decrease in Investments	3,979.60	7,374.60
	(Increase) / Decrease in Other Assets	1,111.09	(695.82)
	Direct Taxes Paid (Net of Refund etc.)	(307.77)	277.70
	Sub total	(16,179.22)	8,737.57
	NET CASH FLOW FROM OPERATING ACTIVITIES (A)	(8,786.34)	14,276.55
B	CASH FLOW FROM INVESTING ACTIVITIES		
	Sale / Disposal of Fixed Assets	3.62	24.38
	Purchase of Fixed Assets	(212.28)	(157.76)
	NET CASH FLOW FROM INVESTING ACTIVITIES (B)	(208.66)	(133.38)
C	CASH FLOW FROM FINANCING ACTIVITIES		
	Share Capital (Including Share Premium)	-	-
	Share Application Money	-	-
	Dividend - Equity shares Including Interim Dividend	-	-
	Dividend Tax	-	-
	NET CASH FLOW FROM FINANCING ACTIVITIES (C)	-	-

STRATEGY

NOTICE

REPORTS

FINANCIALS

(₹ In Crore)

Sn	Particulars	31-03-2023	31-03-2022
D	NET INCREASE IN CASH & CASH EQUIVALENTS (A + B + C) OR (F - E)	(8,995.00)	14,143.17
E	CASH AND CASH EQUIVALENTS AT THE BEGINNING OF THE YEAR		
	Cash and Bank Balance with RBI	38,033.70	32,188.10
	Balance with Banks and Money at Call and Short Notice	15,063.24	6,765.67
	Net cash and cash equivalents at the beginning of the year (E)	53,096.94	38,953.77
F	CASH AND CASH EQUIVALENTS AT THE END OF THE YEAR		
	Cash and Bank Balance with RBI	27,432.92	38,033.70
	Balance with Banks and Money at Call and Short Notice	16,669.02	15,063.24
	Net cash and cash equivalents at the end of the year (F)	44,101.94	53,096.94

Notes:

- The above Consolidated Cash Flow Statement has been prepared under the 'Indirect Method' as set out in the Accounting Standard -3 on Cash Flow Statement issued by ICAI.
- Previous year figures have been regrouped/rearranged to conform to those of current years.

VIVEK WAHI
Executive Director

RAJEEV PURI
Executive Director

M V MURALI KRISHNA
Executive Director

M V RAO
Managing Director & CEO

HARDIK M. SHETH
Director

P. J. THOMAS
Director

DINESH PANGTEY
Director

PRADIP P. KHIMANI
Director

As per our report of even date

For **CHHAJED & DOSHI**
Chartered Accountants
F.R. No. 101794W

For **A S K A & CO**
Chartered Accountants
F.R. No. 122063W

For **KISHORE & KISHORE**
Chartered Accountants
F.R. No. 000291N

For **A.R. & CO.**
Chartered Accountants
F.R. No. 002744C

(CA NITESH JAIN)
□ □ □ □ □ □ □ □
M. No. 136169

(CA SUHAS AMBEKAR)
□ □ □ □ □ □ □ □
M. No. 101373

(CA AKHILESH K. MATHUR)
□ □ □ □ □ □ □ □
M. No. 509176

(CA ANIL GAUR)
□ □ □ □ □ □ □ □
M. No. 017546

Place: Mumbai

Date: April 29, 2023

PILLAR 3 (BASEL III) DISCLOSURES OF BANK AS ON 31.03.2023

The said disclosures are available on Bank's website i.e. www.centralbankofindia.co.in under the following link:

https://centralbankofindia.co.in/sites/default/files/Basel-Disclosure/Final_BASEL-III-Disclosures-as-on%2031.03.2023-final%20%281%29.pdf

STRATEGY

NOTICE

REPORTS

FINANCIALS

1

2

3

4

5

6

-
1. Founder's Birth Anniversary 2022
 2. Founder's Birth Anniversary 2022
 3. Women's Day 2023
 4. Central Bank of India receiving Digital Awards 2022
 5. Central Bank of India observing Vigilance Awareness Week 2022
 6. Central Bank of India observing Road Safety Awareness Campaign with Mumbai Police 2022

