

Sr No.	Short Name	Scheme Name
1	AXIS112	Axis Fixed Term Plan - Series 112 (1143 Days)
2	AXIS113	Axis Fixed Term Plan - Series 113 (1228 Days)
3	AXISBTF	Axis BSE Sensex ETF
4	AXISCETF	Axis NIFTY India Consumption ETF
5	AXISGETF	Axis Gold ETF
6	AXISHETF	Axis NIFTY Healthcare ETF
7	AXISTETF	Axis NIFTY IT ETF

Monthly Portfolio Statement as on May 31, 2025

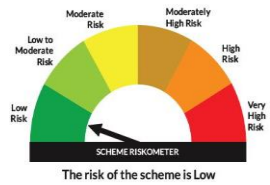
Name of the Instrument	ISIN	Industry / Rating	Quantity	Market/Fair Value (Rs. in Lakhs)	% to Net Assets	YTM~	YTC^
<b>Debt Instruments</b>							
<b>(a) Listed / awaiting listing on Stock Exchange</b>							
7.40% Government of India (19/03/2026)	IN000326C040	Sovereign	47,26,000	4,519.28	57.01%	5.75%	
7.36% Government of India (12/03/2026)	IN000326C057	Sovereign	35,32,800	3,381.96	42.66%	5.75%	
<b>Sub Total</b>				<b>7,901.25</b>	<b>99.67%</b>		
<b>(b) Privately placed / Unlisted</b>							
<b>Sub Total</b>				<b>NIL</b>	<b>NIL</b>		
<b>Total</b>				<b>7,901.25</b>	<b>99.67%</b>		
<b>Reverse Repo / TREPS</b>							
Clearing Corporation of India Ltd				0.49	0.01%	5.80%	
<b>Sub Total</b>				<b>0.49</b>	<b>0.01%</b>		
<b>(b) Privately placed / Unlisted</b>							
<b>Sub Total</b>				<b>NIL</b>	<b>NIL</b>		
<b>Total</b>				<b>0.49</b>	<b>0.01%</b>		
<b>Net Receivables / (Payables)</b>				<b>25.70</b>	<b>0.32%</b>		
<b>GRAND TOTAL</b>				<b>7,927.44</b>	<b>100.00%</b>		

~ YTM as on May 31, 2025

^ YTC represents Yield to Call provided by valuation agencies as on May 31, 2025. It is disclosed for Perpetual Bond issued by Banks (i.e. AT-1 Bond / Tier 1 Bond / Tier 2 Bond), as per AMFI Best Practices Guidelines Circular no. 135/BP/91/2020-21 read with SEBI circular No. SEBI/HO/IMD/DF4/CIR/P/2021/034 on Valuation of AT-1 Bonds and Tier 2 Bonds.

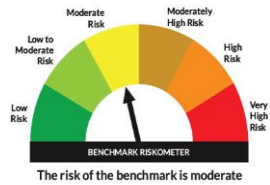
As per SEBI Circular no. SEBI/HO/IMD/PoD1/CIR/P/2024/106 dated August 05, 2024, valuation of AT-1 Bonds are done on Yield to Call basis w.e.f. August 07, 2024. YTC of AT-1 Bonds are now same as it's YTM and hence it is not disclosed separately under YTC.

**Scheme Risk-O-Meter**



**Benchmark Name - CRISIL MEDIUM TERM DEBT INDEX**

**Benchmark Risk-O-Meter**



## Monthly Portfolio Statement as on May 31, 2025

Name of the Instrument	ISIN	Rating	Quantity	Market/Fair Value (Rs. in Lakhs)	% to Net Assets	YTM~	YTC^
<b>Debt Instruments</b>							
<b>(a) Listed / awaiting listing on Stock Exchange</b>							
7.4% Indian Railway Finance Corporation Limited (18/04/2026) **	INE053F08239	CRISIL AAA	950	957.06	9.99%	6.50%	
7.58% Bharat Petroleum Corporation Limited (17/03/2026) **	INE029A08073	CRISIL AAA	900	907.28	9.47%	6.41%	
7.6% REC Limited (27/02/2026) **	INE020B08EF4	CRISIL AAA	900	905.98	9.45%	6.54%	
7.57% National Bank For Agriculture and Rural Development (19/03/2026) **	INE261F08DW2	CRISIL AAA	900	905.92	9.45%	6.60%	
7.59% Small Industries Dev Bank of India (10/02/2026) **	INE556F08KG3	CRISIL AAA	900	905.49	9.45%	6.60%	
7.13% Power Finance Corporation Limited (15/07/2026)	INE134E08LP1	CRISIL AAA	89	895.23	9.34%	6.55%	
8.40% Nuclear Power Corporation Of India Limited (28/11/2025) **	INE206D08212	CRISIL AAA	87	876.66	9.15%	6.79%	
8.1432% LIC Housing Finance Limited (25/03/2026)	INE115A07QG8	CRISIL AAA	75	757.76	7.91%	6.70%	
7.9% Bajaj Finance Limited (17/11/2025) **	INE296A07SF4	CRISIL AAA	75	752.29	7.85%	6.93%	
7.9237% Bajaj Housing Finance Limited (16/03/2026) **	INE377Y07375	CRISIL AAA	50	503.93	5.26%	6.76%	
7.35% NTPC Limited (17/04/2026) **	INE733E08247	CRISIL AAA	500	503.51	5.25%	6.45%	
8.05% NTPC Limited (05/05/2026) **	INE733E07KA6	CRISIL AAA	25	253.40	2.64%	6.46%	
7.37% Power Finance Corporation Limited (22/05/2026) **	INE134E08MO2	CRISIL AAA	50	50.37	0.53%	6.55%	
<b>Sub Total</b>				<b>9,174.90</b>	<b>95.74%</b>		
<b>(b) Privately placed / Unlisted</b>							
<b>Sub Total</b>				<b>NIL</b>	<b>NIL</b>		
<b>Total</b>				<b>9,174.90</b>	<b>95.74%</b>		
<b>Reverse Repo / TREPS</b>							
Clearing Corporation of India Ltd				168.10	1.75%	5.80%	
<b>Sub Total</b>				<b>168.10</b>	<b>1.75%</b>		
<b>(b) Privately placed / Unlisted</b>							
<b>Sub Total</b>				<b>NIL</b>	<b>NIL</b>		
<b>Total</b>				<b>168.10</b>	<b>1.75%</b>		
<b>Net Receivables / (Payables)</b>				<b>240.13</b>	<b>2.51%</b>		
<b>GRAND TOTAL</b>				<b>9,583.13</b>	<b>100.00%</b>		

\*\* Thinly Traded / Non Traded Security

~ YTM as on May 31, 2025

^ YTC represents Yield to Call provided by valuation agencies as on May 31, 2025. It is disclosed for Perpetual Bond issued by Banks (i.e. AT-1 Bond / Tier 1 Bond / Tier 2 Bond), as per AMFI Best Practices Guidelines Circular no. 135/BP/91/2020-21 read with SEBI circular No. SEBI/HO/IMD/DF4/CIR/P/2021/034 on Valuation of AT-1 Bonds and Tier 2 Bonds.

As per SEBI Circular no. SEBI/HO/IMD/PoD1/CIR/P/2024/106 dated August 05, 2024, valuation of AT-1 Bonds are done on Yield to Call basis w.e.f. August 07, 2024. YTC of AT-1 Bonds are now same as it's YTM and hence it is not disclosed separately under YTC.

## Scheme Risk-O-Meter

Benchmark Name - CRISIL MEDIUM TERM DEBT INDEX  
Benchmark Risk-O-Meter

## Monthly Portfolio Statement as on May 31, 2025

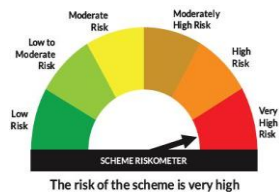
Name of the Instrument	ISIN	Industry	Quantity	Market/Fair Value (Rs. in Lakhs)	% to Net Assets	YTM~	YTC^
<b>Equity &amp; Equity related</b>							
<b>(a) Listed / awaiting listing on Stock Exchanges</b>							
HDFC Bank Limited	INE040A01034	Banks	1,05,709	2,055.62	15.57%		
ICICI Bank Limited	INE090A01021	Banks	99,298	1,435.80	10.87%		
Reliance Industries Limited	INE002A01018	Petroleum Products	94,433	1,341.70	10.16%		
Infosys Limited	INE009A01021	IT - Software	49,848	779.02	5.90%		
Bharti Airtel Limited	INE397D01024	Telecom - Services	37,404	694.52	5.26%		
Larsen & Toubro Limited	INE018A01030	Construction	16,275	598.23	4.53%		
ITC Limited	INE154A01025	Diversified FMCG	1,28,908	538.71	4.08%		
Tata Consultancy Services Limited	INE467B01029	IT - Software	14,107	488.74	3.70%		
Axis Bank Limited	INE238A01034	Banks	39,649	472.64	3.58%		
State Bank of India	INE062A01020	Banks	53,461	434.32	3.29%		
Kotak Mahindra Bank Limited	INE237A01028	Banks	20,486	425.23	3.22%		
Mahindra & Mahindra Limited	INE101A01026	Automobiles	12,294	366.17	2.77%		
Bajaj Finance Limited	INE296A01024	Finance	3,627	332.77	2.52%		
Hindustan Unilever Limited	INE030A01027	Diversified FMCG	12,436	292.17	2.21%		
Sun Pharmaceutical Industries Limited	INE044A01036	Pharmaceuticals & Biotechnology	15,028	252.21	1.91%		
HCL Technologies Limited	INE860A01027	IT - Software	14,734	241.28	1.83%		
Eternal Limited	INE758T01015	Retailing	96,960	231.49	1.75%		
Maruti Suzuki India Limited	INE585B01010	Automobiles	1,838	226.40	1.71%		
NTPC Limited	INE733E01010	Power	66,209	221.30	1.68%		
Tata Motors Limited	INE155A01022	Automobiles	29,144	209.68	1.59%		
Titan Company Limited	INE280A01028	Consumer Durables	5,701	202.62	1.53%		
Tata Steel Limited	INE081A01020	Ferrous Metals	1,14,273	183.98	1.39%		
Power Grid Corporation of India Limited	INE752E01010	Power	63,132	183.02	1.39%		
UltraTech Cement Limited	INE481G01011	Cement & Cement Products	1,604	179.60	1.36%		
Bajaj Finserv Limited	INE918I01026	Finance	7,536	151.91	1.15%		
Adani Ports and Special Economic Zone Limited	INE742F01042	Transport Infrastructure	10,148	145.35	1.10%		
Asian Paints Limited	INE021A01026	Consumer Durables	6,246	141.16	1.07%		
Tech Mahindra Limited	INE669C01036	IT - Software	8,854	139.36	1.06%		
Nestle India Limited	INE239A01024	Food Products	4,924	118.02	0.89%		
IndusInd Bank Limited	INE095A01012	Banks	9,138	74.67	0.57%		
<b>Sub Total</b>				<b>13,157.68</b>	<b>99.66%</b>		
<b>(b) Unlisted</b>				<b>NIL</b>	<b>NIL</b>		
<b>Sub Total</b>				<b>NIL</b>	<b>NIL</b>		
<b>Total</b>				<b>13,157.68</b>	<b>99.66%</b>		
<b>Reverse Repo / TREPS</b>							
Clearing Corporation of India Ltd				13.41	0.10%	5.80%	
<b>Sub Total</b>				<b>13.41</b>	<b>0.10%</b>		
<b>Total</b>				<b>13.41</b>	<b>0.10%</b>		
<b>Net Receivables / (Payables)</b>				<b>31.77</b>	<b>0.24%</b>		
<b>GRAND TOTAL</b>				<b>13,202.86</b>	<b>100.00%</b>		

~ YTM as on May 31, 2025

^ YTC represents Yield to Call provided by valuation agencies as on May 31, 2025. It is disclosed for Perpetual Bond issued by Banks (i.e. AT-1 Bond / Tier 1 Bond / Tier 2 Bond), as per AMFI Best Practices Guidelines Circular no. 135/BP/91/2020-21 read with SEBI circular No. SEBI/HO/IMD/DF4/CIR/P/2021/034 on Valuation of AT-1 Bonds and Tier 2 Bonds.

As per SEBI Circular no. SEBI/HO/IMD/PoD1/CIR/P/2024/106 dated August 05, 2024, valuation of AT-1 Bonds are done on Yield to Call basis w.e.f. August 07, 2024. YTC of AT-1 Bonds are now same as it's YTM and hence it is not disclosed separately under YTC.

## Scheme Risk-O-Meter

Benchmark Name - BSE SENSEX TRI  
Benchmark Risk-O-Meter

## Monthly Portfolio Statement as on May 31, 2025

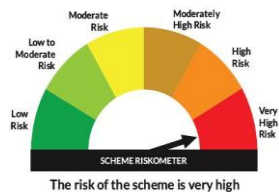
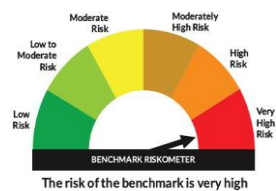
Name of the Instrument	ISIN	Industry	Quantity	Market/Fair Value (Rs. in Lakhs)	% to Net Assets	YTM~	YTC^
<b>Equity &amp; Equity related</b>							
<b>(a) Listed / awaiting listing on Stock Exchanges</b>							
Bharti Airtel Limited	INE397D01024	Telecom - Services	7,341	136.26	10.14%		
ITC Limited	INE154A01025	Diversified FMCG	30,982	129.52	9.63%		
Mahindra & Mahindra Limited	INE101A01026	Automobiles	3,780	112.52	8.37%		
Hindustan Unilever Limited	INE030A01027	Diversified FMCG	3,786	88.91	6.61%		
Eternal Limited	INE758T01015	Retailing	29,633	70.62	5.25%		
Maruti Suzuki India Limited	INE585B01010	Automobiles	560	68.99	5.13%		
Titan Company Limited	INE280A01028	Consumer Durables	1,758	62.50	4.65%		
Trent Limited	INE849A01020	Retailing	949	53.56	3.98%		
InterGlobe Aviation Limited	INE646L01027	Transport Services	834	44.45	3.31%		
Asian Paints Limited	INE021A01026	Consumer Durables	1,921	43.40	3.23%		
Bajaj Auto Limited	INE917I01010	Automobiles	472	40.63	3.02%		
Nestle India Limited	INE239A01024	Food Products	1,521	36.45	2.71%		
Max Healthcare Institute Limited	INE027H01010	Healthcare Services	3,152	35.47	2.64%		
Eicher Motors Limited	INE066A01021	Automobiles	585	31.20	2.32%		
Tata Consumer Products Limited	INE192A01025	Agricultural Food & other Products	2,779	30.74	2.29%		
Apollo Hospitals Enterprise Limited	INE437A01024	Healthcare Services	430	29.59	2.20%		
The Indian Hotels Company Limited	INE053A01029	Leisure Services	3,733	28.74	2.14%		
Tata Power Company Limited	INE245A01021	Power	7,143	28.06	2.09%		
TVS Motor Company Limited	INE494B01023	Automobiles	996	27.70	2.06%		
Britannia Industries Limited	INE216A01030	Food Products	501	27.61	2.05%		
Varun Beverages Limited	INE200M01039	Beverages	5,691	27.09	2.01%		
Godrej Consumer Products Limited	INE102D01028	Personal Products	2,043	25.16	1.87%		
Avenue Supermarts Limited	INE192R01011	Retailing	628	25.13	1.87%		
Hero MotoCorp Limited	INE158A01026	Automobiles	555	23.92	1.78%		
Info Edge (India) Limited	INE663F01032	Retailing	1,660	23.70	1.76%		
DLF Limited	INE271C01023	Realty	2,713	21.65	1.61%		
United Spirits Limited	INE854D01024	Beverages	1,246	18.94	1.41%		
Adani Power Limited	INE814H01011	Power	3,337	18.15	1.35%		
Havells India Limited	INE176B01034	Consumer Durables	1,069	16.32	1.21%		
Colgate Palmolive (India) Limited	INE259A01022	Personal Products	561	13.78	1.02%		
<b>Sub Total</b>				<b>1,340.72</b>	<b>99.73%</b>		
<b>(b) Unlisted</b>				<b>NIL</b>	<b>NIL</b>		
<b>Sub Total</b>				<b>NIL</b>	<b>NIL</b>		
<b>Total</b>				<b>1,340.72</b>	<b>99.73%</b>		
<b>Reverse Repo / TREPS</b>							
Clearing Corporation of India Ltd				0.33	0.02%	5.80%	
<b>Sub Total</b>				<b>0.33</b>	<b>0.02%</b>		
<b>Total</b>				<b>0.33</b>	<b>0.02%</b>		
<b>Net Receivables / (Payables)</b>				<b>3.37</b>	<b>0.25%</b>		
<b>GRAND TOTAL</b>				<b>1,344.41</b>	<b>100.00%</b>		

~ YTM as on May 31, 2025

^ YTC represents Yield to Call provided by valuation agencies as on May 31, 2025. It is disclosed for Perpetual Bond issued by Banks (i.e. AT-1 Bond / Tier 1 Bond / Tier 2 Bond), as per AMFI Best Practices Guidelines Circular no. 135/BP/91/2020-21 read with SEBI circular No. SEBI/HO/IMD/DF4/CIR/P/2021/034 on Valuation of AT-1 Bonds and Tier 2 Bonds.

As per SEBI Circular no. SEBI/HO/IMD/PoD1/CIR/P/2024/106 dated August 05, 2024, valuation of AT-1 Bonds are done on Yield to Call basis w.e.f. August 07, 2024. YTC of AT-1 Bonds are now same as it's YTM and hence it is not disclosed separately under YTC.

## Scheme Risk-O-Meter

Benchmark Name - NIFTY INDIA CONSUMPTION TRI INDEX  
Benchmark Risk-O-Meter

## Monthly Portfolio Statement as on May 31, 2025

Name of the Instrument	ISIN	Industry / Rating	Quantity	Market/Fair Value (Rs. in Lakhs)	% to Net Assets	YTM~	YTC^
Gold							
GOLD .995 1KG BAR			1,768	1,68,420.00	98.51%		
<b>Sub Total</b>				<b>1,68,420.00</b>	<b>98.51%</b>		
<b>Total</b>				<b>1,68,420.00</b>	<b>98.51%</b>		
Reverse Repo / TREPS							
Clearing Corporation of India Ltd				88.74	0.05%	5.80%	
<b>Sub Total</b>				<b>88.74</b>	<b>0.05%</b>		
<b>Total</b>				<b>88.74</b>	<b>0.05%</b>		
Net Receivables / (Payables)				2,450.85	1.44%		
<b>GRAND TOTAL</b>				<b>1,70,959.58</b>	<b>100.00%</b>		

~ YTM as on May 31, 2025

^ YTC represents Yield to Call provided by valuation agencies as on May 31, 2025. It is disclosed for Perpetual Bond issued by Banks (i.e. AT-1 Bond / Tier 1 Bond / Tier 2 Bond), as per AMFI Best Practices Guidelines Circular no. 135/BP/91/2020-21 read with SEBI circular No. SEBI/HO/IMD/DF4/CIR/P/2021/034 on Valuation of AT-1 Bonds and Tier 2 Bonds.

As per SEBI Circular no. SEBI/HO/IMD/PoD1/CIR/P/2024/106 dated August 05, 2024, valuation of AT-1 Bonds are done on Yield to Call basis w.e.f. August 07, 2024. YTC of AT-1 Bonds are now same as it's YTM and hence it is not disclosed separately under YTC.

Aggregate Investments by other schemes (At NAV) as on May 31, 2025 RS 115318.62 Lakh's

## Scheme Risk-O-Meter

Benchmark Name - DOMESTIC PRICE OF GOLD  
Benchmark Risk-O-Meter

## Monthly Portfolio Statement as on May 31, 2025

Name of the Instrument	ISIN	Industry	Quantity	Market/Fair Value (Rs. in Lakhs)	% to Net Assets	YTM~	YTC^
<b>Equity &amp; Equity related</b>							
<b>(a) Listed / awaiting listing on Stock Exchanges</b>							
Sun Pharmaceutical Industries Limited	INE044A01036	Pharmaceuticals & Biotechnology	22,343	374.83	19.65%		
Divi's Laboratories Limited	INE361B01024	Pharmaceuticals & Biotechnology	2,631	173.96	9.12%		
Max Healthcare Institute Limited	INE027H01010	Healthcare Services	15,400	173.28	9.08%		
Cipla Limited	INE059A01026	Pharmaceuticals & Biotechnology	11,658	170.87	8.96%		
Dr. Reddy's Laboratories Limited	INE089A01031	Pharmaceuticals & Biotechnology	12,642	158.18	8.29%		
Apollo Hospitals Enterprise Limited	INE437A01024	Healthcare Services	2,094	144.08	7.55%		
Lupin Limited	INE326A01037	Pharmaceuticals & Biotechnology	5,006	98.00	5.14%		
Fortis Healthcare Limited	INE061F01013	Healthcare Services	10,645	75.19	3.94%		
Torrent Pharmaceuticals Limited	INE685A01028	Pharmaceuticals & Biotechnology	2,167	68.80	3.61%		
Aurobindo Pharma Limited	INE406A01037	Pharmaceuticals & Biotechnology	5,796	66.53	3.49%		
Mankind Pharma Limited	INE634S01028	Pharmaceuticals & Biotechnology	2,291	56.54	2.96%		
Alkem Laboratories Limited	INE540L01014	Pharmaceuticals & Biotechnology	1,101	56.13	2.94%		
Laurus Labs Limited	INE947Q01028	Pharmaceuticals & Biotechnology	8,109	49.43	2.59%		
Zydus Lifesciences Limited	INE010B01027	Pharmaceuticals & Biotechnology	5,176	48.14	2.52%		
Glenmark Pharmaceuticals Limited	INE935A01035	Pharmaceuticals & Biotechnology	3,119	45.45	2.38%		
IPCA Laboratories Limited	INE571A01038	Pharmaceuticals & Biotechnology	2,879	41.02	2.15%		
Abbott India Limited	INE358A01014	Pharmaceuticals & Biotechnology	108	32.89	1.72%		
Biocon Limited	INE376G01013	Pharmaceuticals & Biotechnology	9,330	31.33	1.64%		
Syngene International Limited	INE398R01022	Healthcare Services	3,918	25.33	1.33%		
Granules India Limited	INE101D01020	Pharmaceuticals & Biotechnology	3,017	16.01	0.84%		
<b>Sub Total</b>				<b>1,905.98</b>	<b>99.93%</b>		
<b>(b) Unlisted</b>				<b>NIL</b>	<b>NIL</b>		
<b>Sub Total</b>				<b>NIL</b>	<b>NIL</b>		
<b>Total</b>				<b>1,905.98</b>	<b>99.93%</b>		
<b>Reverse Repo / TREPS</b>							
Clearing Corporation of India Ltd				1.88	0.10%	5.80%	
<b>Sub Total</b>				<b>1.88</b>	<b>0.10%</b>		
<b>Total</b>				<b>1.88</b>	<b>0.10%</b>		
<b>Net Receivables / (Payables)</b>				<b>(0.50)</b>	<b>(0.03)%</b>		
<b>GRAND TOTAL</b>				<b>1,907.35</b>	<b>100.00%</b>		

~ YTM as on May 31, 2025

^ YTC represents Yield to Call provided by valuation agencies as on May 31, 2025. It is disclosed for Perpetual Bond issued by Banks (i.e. AT-1 Bond / Tier 1 Bond / Tier 2 Bond), as per AMFI Best Practices Guidelines Circular no. 135/BP/91/2020-21 read with SEBI circular No. SEBI/HO/IMD/DF4/CIR/P/2021/034 on Valuation of AT-1 Bonds and Tier 2 Bonds.

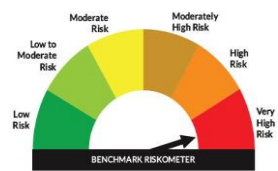
As per SEBI Circular no. SEBI/HO/IMD/PoD1/CIR/P/2024/106 dated August 05, 2024, valuation of AT-1 Bonds are done on Yield to Call basis w.e.f. August 07, 2024. YTC of AT-1 Bonds are now same as it's YTM and hence it is not disclosed separately under YTC.

## Scheme Risk-O-Meter



## Benchmark Name - NIFTY HEALTHCARE TRI

## Benchmark Risk-O-Meter



## Monthly Portfolio Statement as on May 31, 2025

Name of the Instrument	ISIN	Industry	Quantity	Market/Fair Value (Rs. in Lakhs)	% to Net Assets	YTM~	YTC^
<b>Equity &amp; Equity related</b>							
<b>(a) Listed / awaiting listing on Stock Exchanges</b>							
Infosys Limited	INE009A01021	IT - Software	3,36,844	5,263.86	27.12%		
Tata Consultancy Services Limited	INE467B01029	IT - Software	1,24,022	4,295.38	22.13%		
HCL Technologies Limited	INE860A01027	IT - Software	1,28,617	2,104.95	10.84%		
Tech Mahindra Limited	INE669C01036	IT - Software	1,26,575	1,992.16	10.26%		
Wipro Limited	INE075A01022	IT - Software	5,66,683	1,414.84	7.29%		
Persistent Systems Limited	INE262H01021	IT - Software	21,244	1,197.74	6.17%		
Coforge Limited	INE591G01017	IT - Software	13,283	1,135.76	5.85%		
LTIMindtree Limited	INE214T01019	IT - Software	18,424	933.89	4.81%		
Mphasis Limited	INE356A01018	IT - Software	22,663	579.90	2.99%		
Oracle Financial Services Software Limited	INE881D01027	IT - Software	4,726	399.94	2.06%		
<b>Sub Total</b>				<b>19,318.42</b>	<b>99.53%</b>		
<b>(b) Unlisted</b>							
<b>Sub Total</b>				<b>NIL</b>	<b>NIL</b>		
<b>Total</b>				<b>19,318.42</b>	<b>99.53%</b>		
<b>Reverse Repo / TREPS</b>							
Clearing Corporation of India Ltd				18.74	0.10%	5.80%	
<b>Sub Total</b>				<b>18.74</b>	<b>0.10%</b>		
<b>Total</b>				<b>18.74</b>	<b>0.10%</b>		
<b>Net Receivables / (Payables)</b>				<b>73.27</b>	<b>0.37%</b>		
<b>GRAND TOTAL</b>				<b>19,410.43</b>	<b>100.00%</b>		

~ YTM as on May 31, 2025

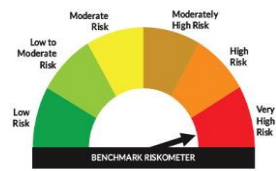
^ YTC represents Yield to Call provided by valuation agencies as on May 31, 2025. It is disclosed for Perpetual Bond issued by Banks (i.e. AT-1 Bond / Tier 1 Bond / Tier 2 Bond), as per AMFI Best Practices Guidelines Circular no. 135/BP/91/2020-21 read with SEBI circular No. SEBI/HO/IMD/DF4/CIR/P/2021/034 on Valuation of AT-1 Bonds and Tier 2 Bonds.

As per SEBI Circular no. SEBI/HO/IMD/PoD1/CIR/P/2024/106 dated August 05, 2024, valuation of AT-1 Bonds are done on Yield to Call basis w.e.f. August 07, 2024. YTC of AT-1 Bonds are now same as it's YTM and hence it is not disclosed separately under YTC.

## Scheme Risk-O-Meter



The risk of the scheme is very high

Benchmark Name - NIFTY IT TRI  
Benchmark Risk-O-Meter

The risk of the benchmark is very high