
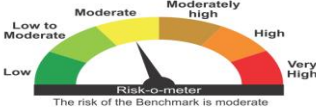
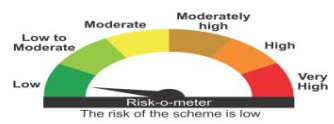
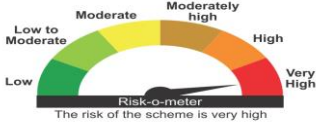
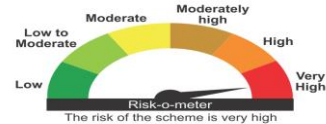
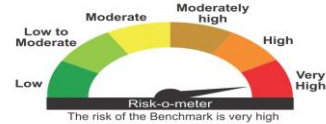


A	B	C	D	E	F	G	H	I	J
1	ICICI Prudential Mutual Fund								
2	ICICI Prudential Fixed Maturity Plan - Series 88 - 1303 Days Plan S								
3	Portfolio as on Nov 30,2025								
4	Company/Issuer/Instrument Name	ISIN	Coupon	Industry/Rating	Quantity	Exposure/ Market Value(Rs.Lakh)	% to Nav	Yield of the instrument	Yield to Call @
5	Debt Instruments					6219.82	93.32%		
6									
7	Listed / Awaiting Listing On Stock Exchanges					6219.82	93.32%		
8									
9	Government Securities					6219.82	93.32%		
10	State Government of Tamil Nadu	IN3120180127	8.72 SOV		3500000	3580.22	53.72%		5.81
11	State Government of Gujarat	IN1520190092	7.02 SOV		1500000	1514.23	22.72%		5.76
12	State Government of Tamil Nadu	IN3120160087	7.62 SOV		300000	303.81	4.56%		5.77
13	State Government of Haryana	IN1620150186	8.21 SOV		301000	303.27	4.55%		5.82
14	State Government of Tamil Nadu	IN3120160038	8.01 SOV		200000	202.02	3.03%		5.70
15	State Government of Madhya Pradesh	IN2120160048	7.16 SOV		137500	139.05	2.09%		5.81
16	State Government of West Bengal	IN3420160019	8.09 SOV		100000	101.23	1.52%		5.82
17	State Government of Maharashtra	IN2220160054	7.58 SOV		75000	75.99	1.14%		5.77
18									
19	Non-Convertible debentures / Bonds					Nil	Nil		
20									
21	Zero Coupon Bonds / Deep Discount Bonds					Nil	Nil		
22									
23	Privately Placed/unlisted					Nil	Nil		
24									
25	Securitized Debt Instruments					Nil	Nil		
26									
27	Term Deposits					Nil	Nil		
28									
29	Deposits (maturity not exceeding 91 days)					Nil	Nil		
30									
31	Deposits (Placed as Margin)					Nil	Nil		
32									
33	Money Market Instruments					101.84	1.53%		
34									
35	Certificate of Deposits					Nil	Nil		
36									
37	Commercial Papers					Nil	Nil		
38									
39	Treasury Bills					101.84	1.53%		
40	GOI Strips 2026	IN000626C092	SOV		105000	101.84	1.53%		5.70
41									
42	Units of Real Estate Investment Trust (REITs)					Nil	Nil		
43									
44	Units of an Alternative Investment Fund (AIF)					Nil	Nil		
45									
46	TREPS					234.85	3.52%		
47									
48	Net Current Assets					108.60	1.63%		
49	Total Net Assets					6665.11	100.00%		
50									
51									
52	Non-Convertible debentures / Bonds & Zero Coupon Bonds / Deep Discount Bonds / Certificate of Deposits / Commercial Papers are considered as Traded based on the information provided by external agencies.								
53	The scheme has not transacted in Credit Default Swaps.								
54	For the Instrument/security whose final ISIN is yet to be assigned, disclosure of ISIN has been made as per the details provided by external agencies.								
55	@ As per AMFI Best Practices Guidelines Circular No. 91/ 2020 - 21 dated March 24, 2021 on Valuation of AT-1 Bonds and Tier 2 Bonds, Yield to call is disclosed for AT-1 Bonds and Tier 2 Bonds issued by Banks as provided by Valuation agencies.								
56	For Instances of Deviation In valuation Of Securities as per SEBI master circular ref no SEBI/HO/IMD/IMD-PoD-1/P/CIR/2024/90 dated June 27, 2024. Refer link: https://www.icicipruamc.com/about-us/statutory-disclosures?currentTabFilter=OtherDisclosures&&subCatTabFilter=deviationinvaluationofsecurities								
57	Scheme Riskmeter								
58									
59									
60									
61									
62									
63									
64									
65									
66									
67									
68									
69									
70									
71									
72	Benchmark Riskmeter								
73	Benchmark name - CRISIL Medium Term Debt Index								
74									
75									
76									
77									
78									
79									
80									
81									
82									
83									
84									
85									

	A	B	C	D	E	F	G	H	I	J
1		ICICI Prudential Mutual Fund								
2		ICICI Prudential Fixed Maturity Plan - Series 88 - 1226 Days Plan F								
3		Portfolio as on Nov 30,2025								
4		Company / Issuer / Instrument Name	ISIN	Coupon	Industry / Rating	Quantity	Exposure / Market Value (Rs.Lakh)	% to Nav	Yield of the instrument	Yield to Call @
5		Debt Instruments					155.67	1.13%		
6										
7		Listed / Awaiting Listing On Stock Exchanges					155.67	1.13%		
8										
9		Government Securities					155.67	1.13%		
10		Government Securities	IN0020079037	7.95	SOV	155000	155.67	1.13%	5.71	
11										
12		Non-Convertible debentures / Bonds					NII	NII		
13										
14		Zero Coupon Bonds / Deep Discount Bonds					NII	NII		
15										
16		Privately Placed / unlisted					NII	NII		
17										
18		Securitized Debt Instruments					NII	NII		
19										
20		Term Deposits					NII	NII		
21										
22		Deposits (maturity not exceeding 91 days)					NII	NII		
23										
24		Deposits (Placed as Margin)					NII	NII		
25										
26		Money Market Instruments					13641.61	98.76%		
27										
28		Certificate of Deposits					NII	NII		
29										
30		Commercial Papers					NII	NII		
31										
32		Treasury Bills					13641.61	98.76%		
33		GOI Strips 2026	IN000426P016		SOV	13500000	13232.73	95.80%	5.59	
34		GOI Strips 2026	IN000426C030		SOV	380000	372.48	2.70%	5.59	
35		GOI Strips 2026	IN000326C040		SOV	37000	36.40	0.26%	5.55	
36										
37		Units of Real Estate Investment Trust (REITs)					NII	NII		
38										
39		Units of an Alternative Investment Fund (AIF)					NII	NII		
40										
41		TREPS					9.70	0.07%		
42										
43		Net Current Assets					5.24	0.04%		
44		Total Net Assets					13812.22	100.00%		
45										
46										
47		Non-Convertible debentures / Bonds & Zero Coupon Bonds / Deep Discount Bonds / Certificate of Deposits / Commercial Papers are considered as Traded based on the information provided by external agencies.								
48		The scheme has not transacted in Credit Default Swaps.								
49		For the Instrument/security whose final ISIN is yet to be assigned, disclosure of ISIN has been made as per the details provided by external agencies.								
50		@ As per AMFI Best Practices Guidelines Circular No. 91/ 2020 - 21 dated March 24, 2021 on Valuation of AT-1 Bonds and Tier 2 Bonds, Yield to call is disclosed for AT-1 Bonds and Tier 2 Bonds issued by Banks as provided by Valuation agencies.								
51		For Instances of Deviation In valuation Of Securities as per SEBI master circular ref no SEBI/HO/IMD/IMD-PoD-1/P/CIR/2024/90 dated June 27, 2024. Refer link: <a href="https://www.icicpruamc.com/about-us/statutory-disclosures?currentTabFilter=OtherDisclosures&amp;&amp;subCaTabFilter=deviationinvaluationofsecurities">https://www.icicpruamc.com/about-us/statutory-disclosures?currentTabFilter=OtherDisclosures&amp;&amp;subCaTabFilter=deviationinvaluationofsecurities</a>								
52		Scheme Riskometer								
53										
54										
55										
56										
57										
58										
59										
60										
61										
62										
63										
64										
65		Benchmark Riskometer Benchmark name - CRISIL Medium Term Debt Index								
66										
67										
68										
69										
70										
71										
72										
73										
74										
75										
76										
77										
78										
79										
80										

A	B	C	D	E	F	G	H	I	J
1	ICICI Prudential Mutual Fund								
2	ICICI Prudential Fixed Maturity Plan - Series 85 - 10 Years Plan I								
3	Portfolio as on Nov 30,2025								
4	Company/Issuer/Instrument Name	ISIN	Coupon	Industry/Rating	Quantity	Exposure/Market Value(Rs.Lakh)	% to Nav	Yield of the instrument	Yield to Call @
5	Debt Instruments					46709.05	97.80%		
6									
7	Listed / Awaiting Listing On Stock Exchanges					46709.05	97.80%		
8									
9	Government Securities					46709.05	97.80%		
10	State Government of Rajasthan	IN2920180337	8.4	SOV	8570000	9039.23	18.93%	6.62	
11	State Government of Bihar	IN1320180061	8.44	SOV	8000000	8435.99	17.66%	6.66	
12	State Government of Uttar Pradesh	IN3320180174	8.43	SOV	6500000	6849.25	14.34%	6.68	
13	State Government of Uttarakhand	IN3620180213	8.41	SOV	3000000	3160.04	6.62%	6.68	
14	State Government of Kerala	IN2020180138	8.35	SOV	1900000	1998.97	4.19%	6.61	
15	State Government of Jharkhand	IN3720180089	8.43	SOV	1500000	1582.32	3.31%	6.64	
16	State Government of Tamil Nadu	IN3120180226	8.37	SOV	1500000	1581.51	3.31%	6.60	
17	State Government of Gujarat	IN1520180291	8.28	SOV	1500000	1576.65	3.30%	6.60	
18	State Government of Andhra Pradesh	IN1020230752	7.39	SOV	1500000	1537.95	3.22%	6.60	
19	State Government of Karnataka	IN1920180206	8.32	SOV	1135000	1195.36	2.50%	6.60	
20	State Government of Rajasthan	IN2920180311	8.44	SOV	1000000	1055.23	2.21%	6.62	
21	State Government of Gujarat	IN1520180309	8.38	SOV	1000000	1054.25	2.21%	6.60	
22	State Government of Uttar Pradesh	IN3320180182	8.39	SOV	1000000	1052.86	2.20%	6.68	
23	State Government of Uttar Pradesh	IN3320180166	8.45	SOV	990000	1043.20	2.18%	6.68	
24	State Government of Gujarat	IN1520180259	8.27	SOV	900000	944.31	1.98%	6.60	
25	State Government of Karnataka	IN1920180164	8.32	SOV	665000	699.37	1.46%	6.60	
26	State Government of Andhra Pradesh	IN1020220720	7.7	SOV	518200	536.06	1.12%	6.61	
27	State Government of Gujarat	IN1520180325	8.3	SOV	500000	526.30	1.10%	6.60	
28	State Government of Gujarat	IN1520180283	8.28	SOV	500000	525.41	1.10%	6.60	
29	State Government of Madhya Pradesh	IN2120210066	7.08	SOV	500000	508.32	1.06%	6.61	
30	State Government of Maharashtra	IN2220200355	7.04	SOV	500000	508.25	1.06%	6.57	
31	State Government of Jharkhand	IN3720180055	8.36	SOV	350000	368.08	0.77%	6.64	
32	State Government of Tamil Nadu	IN3120180200	8.08	SOV	250000	261.82	0.55%	6.46	
33	State Government of Chhattisgarh	IN3520200111	7.08	SOV	255300	259.15	0.54%	6.66	
34	State Government of Rajasthan	IN2920180329	8.41	SOV	200000	210.95	0.44%	6.62	
35	State Government of West Bengal	IN3420180157	8.35	SOV	100000	105.12	0.22%	6.66	
36	State Government of Gujarat	IN1520180317	8.35	SOV	48300	50.90	0.11%	6.60	
37	State Government of Meghalaya	IN2420180068	8.42	SOV	40000	42.20	0.09%	6.63	
38									
39	Non-Convertible debentures / Bonds					Nil	Nil		
40									
41	Zero Coupon Bonds / Deep Discount Bonds					Nil	Nil		
42									
43	Privately Placed/unlisted					Nil	Nil		
44									
45	Securitized Debt Instruments					Nil	Nil		
46									
47	Term Deposits					Nil	Nil		
48									
49	Deposits (maturity not exceeding 91 days)					Nil	Nil		
50									
51	Deposits (Placed as Margin)					Nil	Nil		
52									
53	Money Market Instruments					Nil	Nil		
54									
55	Certificate of Deposits					Nil	Nil		
56									
57	Commercial Papers					Nil	Nil		
58									
59	Treasury Bills					Nil	Nil		
60									
61	Units of Real Estate Investment Trust (REITs)					Nil	Nil		
62									
63	Units of an Alternative Investment Fund (AIF)					Nil	Nil		
64									
65	TREPS					136.99	0.29%		
66									
67	Net Current Assets					912.76	1.91%		
68	Total Net Assets					47758.80	100.00%		
69									
70									
71	Non-Convertible debentures / Bonds & Zero Coupon Bonds / Deep Discount Bonds / Certificate of Deposits / Commercial Papers are considered as Traded based on the information provided by external agencies.								
72	The scheme has not transacted in Credit Default Swaps.								
73	For the Instrument/security whose final ISIN is yet to be assigned, disclosure of ISIN has been made as per the details provided by external agencies.								
74	© As per AMFI Best Practices Guidelines Circular No. 91/ 2020 - 21 dated March 24, 2021 on Valuation of AT-1 Bonds and Tier 2 Bonds, Yield to call is disclosed for AT-1 Bonds and Tier 2 Bonds issued by Banks as provided by Valuation agencies.								
75	For Instances of Deviation In valuation Of Securities as per SEBI master circular ref no SEBI/HO/IMD/IMD-PoD-1/P/CIR/2024/90 dated June 27, 2024. Refer link: <a href="https://www.icicipruamc.com/about-us/statutory-disclosures?currentTabFilter=OtherDisclosures&amp;subCatTabFilter=deviationinvaluationofsecurities">https://www.icicipruamc.com/about-us/statutory-disclosures?currentTabFilter=OtherDisclosures&amp;subCatTabFilter=deviationinvaluationofsecurities</a>								
76	Scheme Riskometer								
77									
78									
79									
80									
81									
82									
83									
84									
85									
86									
87									
88									
89									
90									
91	Benchmark Riskometer								
92	Benchmark name - CRISIL Composite Bond Index								
93									
94									
95									
96									
97									
98									
99									
100									
101									
102									
103									
104									

	A	B	C	D	E	F	G	H	I	J
1		ICICI Prudential Mutual Fund								
2		ICICI Prudential Nifty Private Bank Index Fund								
3		Portfolio as on Nov 30,2025								
4		Company/ Issuer/ Instrument Name	ISIN	Coupon	Industry/ Rating	Quantity	Exposure/Market Value(Rs.Lakh)	% to Nav	Yield of the instrument	Yield to Call @
5		Equity & Equity Related Instruments					1250.68	99.62%		
6										
7		Listed / Awaiting Listing On Stock Exchanges					1250.68	99.62%		
8		HDFC Bank Ltd.	INE040A01034		Banks	25996	261.94	20.86%		
9		Axis Bank Ltd.	INE238A01034		Banks	19648	251.44	20.03%		
10		ICICI Bank Ltd.	INE090A01021		Banks	17947	249.25	19.85%		
11		Kotak Mahindra Bank Ltd.	INE237A01028		Banks	11383	241.82	19.26%		
12		The Federal Bank Ltd.	INE171A01029		Banks	24484	63.15	5.03%		
13		IndusInd Bank Ltd.	INE095A01012		Banks	6560	56.32	4.49%		
14		IDFC First Bank Ltd.	INE092T01019		Banks	62530	50.11	3.99%		
15		Yes Bank Ltd.	INE528G01035		Banks	196166	44.98	3.58%		
16		RBL Bank Ltd.	INE976G01028		Banks	5957	18.61	1.48%		
17		Bandhan Bank Ltd.	INE545U01014		Banks	8687	13.06	1.04%		
18										
19		Unlisted					NII	NII		
20										
21		Debt Instruments					NII	NII		
22										
23		Listed / Awaiting Listing On Stock Exchanges					NII	NII		
24										
25		Securitized Debt Instruments					NII	NII		
26										
27		Term Deposits					NII	NII		
28										
29		Deposits (maturity not exceeding 91 days)					NII	NII		
30										
31		Deposits (Placed as Margin)					NII	NII		
32										
33		Money Market Instruments					NII	NII		
34										
35		Certificate of Deposits					NII	NII		
36										
37		Commercial Papers					NII	NII		
38										
39		Treasury Bills					NII	NII		
40										
41		Units of Real Estate Investment Trust (REITs)					NII	NII		
42										
43		Units of an Alternative Investment Fund (AIF)					NII	NII		
44										
45		TREPS					12.53	1.00%		
46										
47		Net Current Assets					-7.74	-0.62%		
48		Total Net Assets					1255.47	100.00%		
49										
50										
51		Non-Convertible debentures / Bonds & Zero Coupon Bonds / Deep Discount Bonds / Certificate of Deposits / Commercial Papers are considered as Traded based on the information provided by external agencies.								
52		For the Instrument/security whose final ISIN is yet to be assigned, disclosure of ISIN has been made as per the details provided by external agencies.								
53		@ As per AMFI Best Practices Guidelines Circular No. 91/ 2020 - 21 dated March 24, 2021 on Valuation of AT-1 Bonds and Tier 2 Bonds, Yield to call is disclosed for AT-1 Bonds and Tier 2 Bonds issued by Banks as provided by Valuation agencies.								
54		For Instances of Deviation In valuation Of Securities as per SEBI master circular ref no SEBI/HO/IMD/IMD-PoD-1/P/CIR/2024/90 dated June 27, 2024. Refer link: <a href="https://www.icicipruamc.com/about-us/statutory-disclosures?currentTabFilter=OtherDisclosures&amp;&amp;subCatTabFilter=deviationinvaluationofsecurities">https://www.icicipruamc.com/about-us/statutory-disclosures?currentTabFilter=OtherDisclosures&amp;&amp;subCatTabFilter=deviationinvaluationofsecurities</a>								
55		Scheme Riskmeter								
56										
57										
58										
59										
60										
61										
62										
63										
64										
65										
66										
67		Benchmark Riskometer Benchmark name - NIFTY Private Bank TRI								
68										
69										
70										
71										
72										
73										
74										
75										
76										
77										
78										
79										
80										
81										
82										
83										

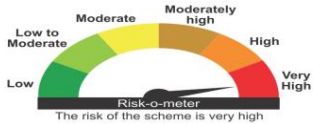
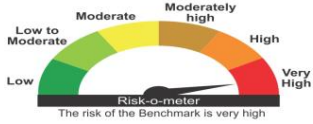
	A	B	C	D	E	F	G	H	I	J
1		ICICI Prudential Mutual Fund								
2		ICICI Prudential Nifty Top 15 Equal Weight ETF								
3		Portfolio as on Nov 30,2025								
4		Company / Issuer / Instrument Name	ISIN	Coupon	Industry / Rating	Quantity	Exposure / Market Value(Rs.Lakh)	% to Nav	Yield of the instrument	Yield to Call @
5		Equity & Equity Related Instruments					808.68	100.00%		
6										
7		Listed / Awaiting Listing On Stock Exchanges					808.68	100.00%		
8		Reliance Industries Ltd.	INE002A01018		Petroleum Products	3715	58.23	7.20%		
9		State Bank Of India	INE062A01020		Banks	5920	57.96	7.17%		
10		Larsen & Toubro Ltd.	INE018A01030		Construction	1399	56.93	7.04%		
11		Axis Bank Ltd.	INE238A01034		Banks	4370	55.92	6.91%		
12		Bharti Airtel Ltd.	INE397D01024		Telecom - Services	2634	55.36	6.85%		
13		Mahindra & Mahindra Ltd.	INE101A01026		Automobiles	1444	54.26	6.71%		
14		Tata Consultancy Services Ltd.	INE467B01029		It - Software	1724	54.09	6.69%		
15		HDFC Bank Ltd.	INE040A01034		Banks	5367	54.08	6.69%		
16		Kotak Mahindra Bank Ltd.	INE237A01028		Banks	2532	53.79	6.65%		
17		Infosys Ltd.	INE009A01021		It - Software	3433	53.56	6.62%		
18		Bajaj Finance Ltd.	INE296A01032		Finance	5034	52.23	6.46%		
19		ITC Ltd.	INE154A01025		Diversified Fmcg	12743	51.51	6.37%		
20		ICICI Bank Ltd.	INE090A01021		Banks	3705	51.46	6.36%		
21		Maruti Suzuki India Ltd.	INE585B01010		Automobiles	313	49.77	6.15%		
22		Hindustan Unilever Ltd.	INE030A01027		Diversified Fmcg	2008	49.53	6.12%		
23										
24		Unlisted					NII	NII		
25										
26		Debt Instruments					NII	NII		
27										
28		Listed / Awaiting Listing On Stock Exchanges					NII	NII		
29										
30		Securitized Debt Instruments					NII	NII		
31										
32		Term Deposits					NII	NII		
33										
34		Deposits (maturity not exceeding 91 days)					NII	NII		
35										
36		Deposits (Placed as Margin)					NII	NII		
37										
38		Money Market Instruments					NII	NII		
39										
40		Certificate of Deposits					NII	NII		
41										
42		Commercial Papers					NII	NII		
43										
44		Treasury Bills					NII	NII		
45										
46		Units of Real Estate Investment Trust (REITs)					NII	NII		
47										
48		Units of an Alternative Investment Fund (AIF)					NII	NII		
49										
50		TREPS					0.54	0.07%		
51										
52		Net Current Assets					-0.54	-0.07%		
53		Total Net Assets					808.68	100.00%		
54										
55										
56		Non-Convertible debentures / Bonds & Zero Coupon Bonds / Deep Discount Bonds / Certificate of Deposits / Commercial Papers are considered as Traded based on the information provided by external agencies.								
57		For the Instrument/security whose final ISIN is yet to be assigned, disclosure of ISIN has been made as per the details provided by external agencies.								
58		@ As per AMFI Best Practices Guidelines Circular No. 91/ 2020 - 21 dated March 24, 2021 on Valuation of AT-1 Bonds and Tier 2 Bonds, Yield to call is disclosed for AT-1 Bonds and Tier 2 Bonds issued by Banks as provided by Valuation agencies.								
59		For Instances of Deviation In valuation Of Securities as per SEBI master circular ref no SEBI/HO/IMD/MD-PoD-1/P/CIR/2024/90 dated June 27, 2024. Refer link: <a href="https://www.icicpruamc.com/about-us/statutory-disclosures?currentTabFilter=OtherDisclosures&amp;&amp;subCaTabFilter=deviationinvaluationofsecurities">https://www.icicpruamc.com/about-us/statutory-disclosures?currentTabFilter=OtherDisclosures&amp;&amp;subCaTabFilter=deviationinvaluationofsecurities</a>								
60		Scheme Riskometer								
61										
62										
63										
64										
65										
66										
67										
68										
69										
70										
71										
72										
73										
74										
75		Benchmark Riskometer								
76		Benchmark name - Nifty Top 15 Equal Weight TRI								
77										
78										
79										
80										
81										
82										
83										
84										
85										
86										
87										
88										

	A	B	C	D	E	F	G	H	I	J
1		ICICI Prudential Nifty EV & New Age Automotive ETF								
2		Portfolio as on Nov 30,2025								
3		Company/Issuer/Instrument Name	ISIN	Coupon	Industry/Rating	Quantity	Exposure/Market Value(Rs.Lakh)	% to Nav	Yield of the Instrument	Yield to Call @
4		Equity & Equity Related Instruments					4196.86	99.98%		
5		Listed / Awaiting Listing On Stock Exchanges					4196.86	99.98%		
6		Mahindra & Mahindra Ltd.	INE101A01026		Automobiles	9827	369.23	8.80%		
7		Maruti Suzuki India Ltd.	INE58B01010		Automobiles	2132	338.99	8.08%		
8		Sona Blw Precision Forgings Ltd.	INE073K01018		Auto Components	38912	199.13	4.74%		
9		Reliance Industries Ltd.	INE002A01018		Petroleum Products	12636	198.07	4.72%		
10		Samvardhana Motherson International Ltd.	INE775A01035		Auto Components	164608	191.46	4.56%		
11		Tata Motors Passenger Vehicles Ltd.	INE155A01022		Automobiles	52227	186.35	4.44%		
12		UNO Minda Ltd.	INE405E01023		Auto Components	13290	173.67	4.14%		
13		KEI Industries Ltd.	INE878B01027		Industrial Products	4170	172.87	4.12%		
14		KPIT Technologies Ltd	INE04401011		It - Software	13818	168.91	4.02%		
15		Bosch Ltd.	INE323A01026		Auto Components	449	162.13	3.86%		
16		Tata Elxsi Ltd.	INE670A01012		It - Software	3010	155.27	3.70%		
17		CG Power and Industrial Solutions Ltd.	INE067A01029		Electrical Equipment	22855	153.79	3.66%		
18		Exide Industries Ltd.	INE302A01020		Auto Components	39524	148.14	3.53%		
19		Schaeffler India Ltd.	INE513A01022		Auto Components	3492	136.17	3.24%		
20		Rajaj Auto Ltd.	INE917I01010		Automobiles	1464	132.84	3.16%		
21		Eicher Motors Ltd.	INE066A01021		Automobiles	1817	128.16	3.05%		
22		Gujarat Fluorochemicals Ltd.	INE09N301011		Chemicals & Petrochemicals	3545	121.36	2.89%		
23		TVS Motor Company Ltd.	INE494B01023		Automobiles	3101	109.51	2.61%		
24		Tata Chemicals Ltd.	INE092A01019		Chemicals & Petrochemicals	13598	108.84	2.59%		
25		L&T Technology Services Ltd.	INE010V001017		It - Services	2390	106.13	2.53%		
26		Hero Motocorp Ltd.	INE158A01026		Automobiles	1714	105.83	2.52%		
27		Amara Raja Energy and Mobility Ltd.	INE885A01032		Auto Components	10640	101.28	2.41%		
28		Tata Technologies Ltd	INE142M01025		It - Services	14904	101.21	2.41%		
29		Motherson Sumi Wiring India Ltd.	INE0FS801015		Auto Components	220783	100.81	2.40%		
30		Himadri Speciality Chemical Ltd.	INE019C01026		Chemicals & Petrochemicals	20378	89.17	2.12%		
31		Ashok Leyland Ltd.	INE208A01029		Agricultural, Commercial & Construction Vehicles	37811	59.79	1.42%		
32		Bharat Forge Ltd.	INE465A01025		Auto Components	3527	50.57	1.20%		
33		Hyundai Motor India Ltd.	INE0V6F01027		Automobiles	1883	43.80	1.04%		
34		Tube Investments of India Ltd.	INE974X01010		Auto Components	1410	39.26	0.94%		
35		Force Motors Ltd.	INE451A01017		Automobiles	63	11.23	0.27%		
36		Ather Energy LTD.	INE0LEZ01016		Automobiles	1523	10.93	0.26%		
37		Olectra Greentech Ltd	INE260D01016		Automobiles	545	6.81	0.16%		
38		Ola Electric Mobility Ltd.	INEOLXG01040		Automobiles	16283	6.71	0.16%		
39		Jupiter Wagons Ltd	INE209L01016		Industrial Manufacturing	1798	5.14	0.12%		
40		JBH Auto Ltd	INE927D01051		Auto Components	537	3.30	0.08%		
41		Unlisted					NII	NII		
42		Debt Instruments					0.59	0.01%		
43		Listed / Awaiting Listing On Stock Exchanges					NII	NII		
44		Securitized Debt Instruments					NII	NII		
45		Privately Placed/Unlisted					0.59	0.01%		
46		Non Convertible Preference Shares								
47		TVS Motor Company Ltd.	INE494B04019		Automobiles	5804	0.59	0.01%		
48		Term Deposits					NII	NII		
49		Deposits (maturity not exceeding 91 days)					NII	NII		
50		Deposits (Placed as Margin)					NII	NII		
51		Money Market Instruments					NII	NII		
52		Certificate of Deposits					NII	NII		
53		Commercial Papers					NII	NII		
54		Treasury Bills					NII	NII		
55		Units of Real Estate Investment Trust (REITs)					NII	NII		
56		Units of an Alternative Investment Fund (AIF)					NII	NII		
57		TREPS					0.97	0.02%		
58		Net Current Assets					-0.85	-0.02%		
59		Total Net Assets					4197.57	100.00%		
60		Non-Convertible debentures / Bonds & Zero Coupon Bonds / Deep Discount Bonds / Certificate of Deposits / Commercial Papers are considered as Traded based on the information provided by external agencies.								
61		For the Instrument/security whose final ISIN is yet to be assigned, disclosure of ISIN has been made as per the details provided by external agencies.								
62		@ As per AMFI Best Practices Guidelines Circular No. 91/ 2020 - 21 dated March 24, 2021 on Valuation of AT-1 Bonds and Tier 2 Bonds, Yield to call is disclosed for AT-1 Bonds and Tier 2 Bonds issued by Banks as provided by Valuation agencies.								
63		For Instances of Deviation In valuation Of Securities as per SEBI master circular ref no SEBI/HO/IMD/IMD-PoD-1/P/CIR/2024/90 dated June 27, 2024. Refer link: https://www.icicipruamc.com/about-us/statutory-disclosures?currentTabFilter=OtherDisclosures&subCatTabFilter=deviationinvaluationofsecurities								
64		Scheme Riskometer								
65										
66										
67										
68										
69										
70										
71										
72										
73										
74										
75										
76										
77										
78										
79										
80										
81										
82										
83										
84										
85										
86										
87										
88										
89										
90										
91										
92										
93										
94										
95										
96										
97										
98										
99										
100										
101										
102										
103										
104										
105										
106										
107										
108										
109										
110										
111										
112										



A	B	C	D	E	F	G	H	I	J
1	ICICI Prudential Mutual Fund								
2	ICICI Prudential Nifty200 Value 30 ETF								
3	Portfolio as on Nov 30, 2025								
4	Company/Issuer/Instrument Name	ISIN	Coupon	Industry/Rating	Quantity	Exposure/Market Value(Rs.Lakh)	% to Nav	Yield of the instrument	Yield to Call @
5	Equity & Equity Related Instruments					1635.60	99.90%		
6									
7	Listed / Awaiting Listing On Stock Exchanges					1635.60	99.90%		
8	State Bank Of India	INE062A01020		Banks	9443	92.45	5.65%		
9	Hindalco Industries Ltd.	INE038A01020		Non - Ferrous Metals	11232	90.80	5.55%		
10	Vedanta Ltd.	INE205A01025		Diversified Metals	17040	89.63	5.47%		
11	Indian Oil Corporation Ltd.	INE242A01010		Petroleum Products	53215	86.08	5.26%		
12	Bharat Petroleum Corporation Ltd.	INE029A01011		Petroleum Products	23640	84.89	5.18%		
13	Tata Steel Ltd.	INE081A01020		Ferrous Metals	48312	81.14	4.96%		
14	Oil & Natural Gas Corporation Ltd.	INE213A01029		Oil	31233	75.97	4.64%		
15	Hindustan Petroleum Corporation Ltd.	INE094A01015		Petroleum Products	16597	75.93	4.64%		
16	NTPC Ltd.	INE733E01010		Power	22836	74.55	4.55%		
17	Coal India Ltd.	INE522F01014		Consumable Fuels	19286	72.54	4.43%		
18	Grasim Industries Ltd.	INE047A01021		Cement & Cement Products	2639	72.29	4.42%		
19	Power Grid Corporation Of India Ltd.	INE752E01010		Power	26013	70.22	4.29%		
20	Shriram Finance Ltd.	INE721A01047		Finance	8051	68.57	4.19%		
21	Power Finance Corporation Ltd.	INE134E01011		Finance	18298	66.37	4.05%		
22	Bank Of Baroda	INE028A01039		Banks	21873	63.39	3.87%		
23	IndusInd Bank Ltd.	INE095A01012		Banks	6981	59.94	3.66%		
24	Canara Bank	INE476A01022		Banks	39385	59.70	3.65%		
25	Rural Electrification Corporation Ltd.	INE020B01018		Finance	12948	46.73	2.85%		
26	GAIL (India) Ltd.	INE129A01019		Gas	23898	42.08	2.57%		
27	The Federal Bank Ltd.	INE171A01029		Banks	15526	40.04	2.45%		
28	Punjab National Bank	INE160A01022		Banks	29550	36.79	2.25%		
29	Union Bank Of India	INE692A01016		Banks	20407	31.28	1.91%		
30	Indian Bank	INE562A01011		Banks	3012	26.21	1.60%		
31	UPL Ltd.	INE628A01036		Fertilizers & Agrochemicals	3126	23.72	1.45%		
32	NMDC Ltd.	INE584A01023		Minerals & Mining	29694	21.95	1.34%		
33	Steel Authority Of India Ltd.	INE114A01011		Ferrous Metals	15056	20.31	1.24%		
34	Bank Of India	INE084A01016		Banks	13444	19.78	1.21%		
35	Petronet LNG Ltd.	INE347G01014		Gas	6623	18.00	1.10%		
36	LIC Housing Finance Ltd.	INE115A01026		Finance	3085	16.94	1.03%		
37	Indraprastha Gas Ltd.	INE203G01027		Gas	3667	7.31	0.45%		
38									
39	Unlisted					Nil	Nil		
40									
41	Debt Instruments					Nil	Nil		
42									
43	Listed / Awaiting Listing On Stock Exchanges					Nil	Nil		
44									
45	Securitized Debt Instruments					Nil	Nil		
46									
47	Term Deposits					Nil	Nil		
48									
49	Deposits (maturity not exceeding 91 days)					Nil	Nil		
50									
51	Deposits (Placed as Margin)					Nil	Nil		
52									
53	Money Market Instruments					Nil	Nil		
54									
55	Certificate of Deposits					Nil	Nil		
56									
57	Commercial Papers					Nil	Nil		
58									
59	Treasury Bills					Nil	Nil		
60									
61	Units of Real Estate Investment Trust (REITs)					Nil	Nil		
62									
63	Units of an Alternative Investment Fund (AIF)					Nil	Nil		
64									
65	TREPS					0.16	0.01%		
66									
67	Net Current Assets					1.48	0.09%		
68	Total Net Assets					1637.24	100.00%		
69									
70									
71	Non-Convertible debentures / Bonds & Zero Coupon Bonds / Deep Discount Bonds / Certificate of Deposits / Commercial Papers are considered as Traded based on the information provided by external agencies.								
72	For the Instrument/security whose final ISIN is yet to be assigned, disclosure of ISIN has been made as per the details provided by external agencies.								
73	© As per AMFI Best Practices Guidelines Circular No. 91/ 2020 - 21 dated March 24, 2021 on Valuation of AT-1 Bonds and Tier 2 Bonds, Yield to call is disclosed for AT-1 Bonds and Tier 2 Bonds issued by Banks as provided by Valuation agencies.								
74	For Instances of Deviation in valuation Of Securities as per SEBI master circular ref no SEBI/HO/IMD-PdD-1/P/CIR/2024/90 dated June 27, 2024. Refer link: https://www.icicipruamc.com/about-us/statutory-disclosures?currentTabFilter=OtherDisclosures&subCatTabFilter=deviationinvaluationofsecurities								
75	Scheme Riskometer								
76									
77									
78									
79									
80									
81									
82									
83									
84									
85									
86									
87									
88									
89									
90	Benchmark Riskometer								
91	Benchmark name - Nifty200 Value 30 TRI								
92									
93									
94									
95									
96									
97									
98									
99									
100									
101									
102									
103									



	A	B	C	D	E	F	G	H	I	J
1		ICICI Prudential Mutual Fund								
2		ICICI Prudential Nifty Metal ETF								
3		Portfolio as on Nov 30,2025								
4		Company/Issuer/Instrument Name	ISIN	Coupon	Industry/Rating	Quantity	Exposure/Market Value(Rs.Lakh)	% to Nav	Yield of the instrument	Yield to Call @
5		Equity & Equity Related Instruments					37816.56	99.97%		
6										
7		Listed / Awaiting Listing On Stock Exchanges					37816.56	99.97%		
8		Tata Steel Ltd.	INE081A01020		Ferrous Metals	4251321	7140.52	18.88%		
9		Hindalco Industries Ltd.	INE038A01020		Non - Ferrous Metals	744579	6019.18	15.91%		
10		JSW Steel Ltd.	INE019A01038		Ferrous Metals	481581	5587.78	14.77%		
11		Vedanta Ltd.	INE205A01025		Diversified Metals	872111	4587.30	12.13%		
12		Adani Enterprises Ltd.	INE423A01024		Metals & Minerals Trading	133908	3053.37	8.07%		
13		Jindal Steel Ltd.	INE749A01030		Ferrous Metals	192147	2006.78	5.31%		
14		APL Apollo Tubes Ltd.	INE702C01027		Industrial Products	93241	1602.72	4.24%		
15		NMDC Ltd.	INES84A01023		Minerals & Mining	1776849	1313.45	3.47%		
16		Jindal Stainless Ltd.	INE220G01021		Ferrous Metals	165104	1273.03	3.37%		
17		National Aluminium Company Ltd.	INE139A01034		Non - Ferrous Metals	461016	1198.55	3.17%		
18		Hindustan Zinc Ltd.	INE267A01025		Non - Ferrous Metals	222860	1081.32	2.86%		
19		Steel Authority Of India Ltd.	INE114A01011		Ferrous Metals	743192	1002.64	2.65%		
20		Lloyds Metals & Energy Ltd.	INE281B01032		Minerals & Mining	67368	822.16	2.17%		
21		Welspun Corp Ltd.	INE191B01025		Industrial Products	67265	576.06	1.52%		
22		Hindustan Copper Ltd.	INES31E01026		Non - Ferrous Metals	168715	551.70	1.46%		
23										
24		Unlisted					NII	NII		
25										
26		Debt Instruments					NII	NII		
27										
28		Listed / Awaiting Listing On Stock Exchanges					NII	NII		
29										
30		Securitized Debt Instruments					NII	NII		
31										
32		Term Deposits					NII	NII		
33										
34		Deposits (maturity not exceeding 91 days)					NII	NII		
35										
36		Deposits (Placed as Margin)					NII	NII		
37										
38		Money Market Instruments					NII	NII		
39										
40		Certificate of Deposits					NII	NII		
41										
42		Commercial Papers					NII	NII		
43										
44		Treasury Bills					NII	NII		
45										
46		Units of Real Estate Investment Trust (REITs)					NII	NII		
47										
48		Units of an Alternative Investment Fund (AIF)					NII	NII		
49										
50		TREPS					162.31	0.43%		
51										
52		Net Current Assets					-151.93	-0.40%		
53		Total Net Assets					37826.94	100.00%		
54										
55										
56		Non-Convertible debentures / Bonds & Zero Coupon Bonds / Deep Discount Bonds / Certificate of Deposits / Commercial Papers are considered as Traded based on the information provided by external agencies.								
57		For the Instrument/security whose final ISIN is yet to be assigned, disclosure of ISIN has been made as per the details provided by external agencies.								
58		@ As per AMFI Best Practices Guidelines Circular No. 91/ 2020 - 21 dated March 24, 2021 on Valuation of AT-1 Bonds and Tier 2 Bonds, Yield to call is disclosed for AT-1 Bonds and Tier 2 Bonds issued by Banks as provided by Valuation agencies.								
59		For Instances of Deviation In valuation Of Securities as per SEBI master circular ref no SEBI/HO/IMD-PoD-1/P/CIR/2024/90 dated June 27, 2024. Refer link: <a href="https://www.icicipruamc.com/about-us/statutory-disclosures?currentTabFilter=OtherDisclosures&amp;&amp;subCatTabFilter=deviationinvaluationofsecurities">https://www.icicipruamc.com/about-us/statutory-disclosures?currentTabFilter=OtherDisclosures&amp;&amp;subCatTabFilter=deviationinvaluationofsecurities</a>								
60		Scheme Riskometer								
61										
62										
63										
64										
65										
66										
67										
68										
69										
70										
71										
72										
73										
74										
75		Benchmark Riskometer								
76		Benchmark name - Nifty Metal TRI								
77										
78										
79										
80										
81										
82										
83										
84										
85										
86										
87										
88										

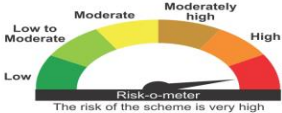
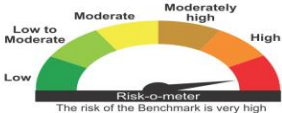
A	B	C	D	E	F	G	H	I	J
1									
2	<b>ICICI Prudential Nifty Oil &amp; Gas ETF</b>								
3	<b>Portfolio as on Nov 30,2025</b>								
4	Company / Issuer / Instrument Name	ISIN	Coupon	Industry / Rating	Quantity	Exposure / Market Value(Rs.Lakh)	% to Nav	Yield of the instrument	Yield to Call @
5	<b>Equity &amp; Equity Related Instruments</b>					<b>21566.43</b>	<b>99.90%</b>		
6									
7	<b>Listed / Awaiting Listing On Stock Exchanges</b>					<b>21566.43</b>	<b>99.90%</b>		
8	Reliance Industries Ltd.	INE002A01018		Petroleum Products	486284	7622.50	35.31%		
9	Oil & Natural Gas Corporation Ltd.	INE213A01029		Oil	1258094	3060.31	14.18%		
10	Bharat Petroleum Corporation Ltd.	INE029A01011		Petroleum Products	627781	2254.36	10.44%		
11	Indian Oil Corporation Ltd.	INE242A01010		Petroleum Products	1210147	1957.41	9.07%		
12	GAIL (India) Ltd.	INE129A01019		Gas	873625	1538.37	7.13%		
13	Hindustan Petroleum Corporation Ltd.	INE094A01015		Petroleum Products	311042	1423.02	6.59%		
14	Oil India Ltd.	INE274J01014		Oil	176646	729.90	3.38%		
15	Petronet LNG Ltd.	INE347G01014		Gas	242749	659.91	3.06%		
16	Adani total gas Ltd.	INE399L01023		Gas	89842	545.03	2.52%		
17	Indraprastha Gas Ltd..	INE203G01027		Gas	227186	452.96	2.10%		
18	Aegis Logistics Ltd.	INE208C01025		Gas	40679	310.65	1.44%		
19	Castrol India Ltd.	INE172A01027		Petroleum Products	156716	301.29	1.40%		
20	Gujarat State Petronet Ltd.	INE246F01010		Gas	93251	268.10	1.24%		
21	Mahanagar Gas Ltd.	INE002S01010		Gas	18446	221.39	1.03%		
22	Gujarat Gas Ltd.	INE844O01030		Gas	55845	221.23	1.02%		
23									
24	<b>Unlisted</b>					<b>NII</b>	<b>NII</b>		
25									
26	<b>Debt Instruments</b>					<b>NII</b>	<b>NII</b>		
27									
28	<b>Listed / Awaiting Listing On Stock Exchanges</b>					<b>NII</b>	<b>NII</b>		
29									
30	<b>Securitized Debt Instruments</b>					<b>NII</b>	<b>NII</b>		
31									
32	<b>Term Deposits</b>					<b>NII</b>	<b>NII</b>		
33									
34	<b>Deposits (maturity not exceeding 91 days)</b>					<b>NII</b>	<b>NII</b>		
35									
36	<b>Deposits (Placed as Margin)</b>					<b>NII</b>	<b>NII</b>		
37									
38	<b>Money Market Instruments</b>					<b>NII</b>	<b>NII</b>		
39									
40	<b>Certificate of Deposits</b>					<b>NII</b>	<b>NII</b>		
41									
42	<b>Commercial Papers</b>					<b>NII</b>	<b>NII</b>		
43									
44	<b>Treasury Bills</b>					<b>NII</b>	<b>NII</b>		
45									
46	<b>Units of Real Estate Investment Trust (REITs)</b>					<b>NII</b>	<b>NII</b>		
47									
48	<b>Units of an Alternative Investment Fund (AIF)</b>					<b>NII</b>	<b>NII</b>		
49									
50	<b>TREPS</b>					<b>1.07</b>	<b>^</b>		
51									
52	<b>Net Current Assets</b>					<b>20.91</b>	<b>0.10%</b>		
53	<b>Total Net Assets</b>					<b>21588.41</b>	<b>100.00%</b>		
54									
55									
56	Non-Convertible debentures / Bonds & Zero Coupon Bonds / Deep Discount Bonds / Certificate of Deposits / Commercial Papers are considered as Traded based on the information provided by external agencies.								
57	^ Value Less than 0.01% of NAV in absolute terms.								
58	For the Instrument/security whose final ISIN is yet to be assigned, disclosure of ISIN has been made as per the details provided by external agencies.								
59	@ As per AMFI Best Practices Guidelines Circular No. 91/ 2020 - 21 dated March 24, 2021 on Valuation of AT-1 Bonds and Tier 2 Bonds, Yield to call is disclosed for AT-1 Bonds and Tier 2 Bonds issued by Banks as provided by Valuation agencies.								
60	For Instances of Deviation In valuation Of Securities as per SEBI master circular ref no SEBI/HO/IMD/IMD-PoD-1/P/CIR/2024/9								

A	B	C	D	E	F	G	H	I	J
1	ICICI Prudential Nifty 200 Quality 30 ETF								
2	Portfolio as on Nov 30,2025								
3	Company/Issuer/Instrument Name								
4	ISIN	Coupon	Industry/Rating	Quantity	Exposure/Market Value(Rs.Lakh)	% to Nav	Yield of the instrument	Yield to Call @	
5	Equity & Equity Related Instruments								
6					17574.11	100.00%			
7	Listed / Awaiting Listing On Stock Exchanges								
8					17574.11	100.00%			
9	Hindustan Unilever Ltd.	INE030A01027	Diversified Fmcg	37721	930.43	5.29%			
10	Nestle India Ltd.	INE239A01024	Food Products	71494	901.61	5.13%			
11	Asian Paints Ltd.	INE021A01026	Consumer Durables	31178	896.18	5.10%			
12	Bharat Electronics Ltd.	INE263A01024	Aerospace & Defense	204205	840.81	4.78%			
13	ITC Ltd.	INE154A01025	Diversified Fmcg	206443	834.55	4.75%			
14	Infosys Ltd.	INE009A01021	It - Software	53221	830.30	4.72%			
15	HCL Technologies Ltd.	INE860A01021	It - Software	50055	812.99	4.63%			
16	Coal India Ltd.	INE522F01014	Consumable Fuels	213432	802.82	4.57%			
17	Tata Consultancy Services Ltd.	INE467801029	It - Software	24952	782.87	4.45%			
18	Britannia Industries Ltd.	INE216A01030	Food Products	13026	761.50	4.33%			
19	Bajaj Auto Ltd.	INE917101010	Automobiles	7814	709.00	4.03%			
20	Hero Motocorp Ltd.	INE158A01026	Automobiles	11131	687.28	3.91%			
21	Colgate - Palmolive (India) Ltd.	INE259A01022	Personal Products	29172	632.62	3.60%			
22	Cummins India Ltd.	INE298A01020	Industrial Products	13264	594.13	3.38%			
23	Hindustan Aeronautics Ltd.	INE066F01020	Aerospace & Defense	12576	571.25	3.25%			
24	Bharat Petroleum Corporation Ltd.	INE029A01011	Petroleum Products	152211	546.59	3.11%			
25	Persistent Systems Ltd.	INE262H01021	It - Software	8384	532.64	3.03%			
26	HDFC Asset Management Company Ltd.	INE127D01025	Capital Markets	19375	517.89	2.95%			
27	Marico Ltd.	INE196A01026	Agricultural Food & Other Products	67571	484.75	2.76%			
28	LTI Mindtree Ltd.	INE214T01019	It - Software	7915	482.54	2.75%			
29	Polycab India Ltd.	INE455K01017	Industrial Products	5881	429.31	2.50%			
30	Pidlite Industries Ltd.	INE318A01026	Chemicals & Petrochemicals	29209	429.31	2.44%			
31	Hindustan Zinc Ltd.	INE267A01025	Non - Ferrous Metals	78919	382.91	2.18%			
32	Indian Railway Catering and Tourism Corporation Ltd.	INE335Y01020	Leisure Services	53132	364.86	2.08%			
33	Page Industries Ltd.	INE761H01022	Textiles & Apparels	917	351.39	2.00%			
34	Havells India Ltd.	INE176801034	Consumer Durables	23539	339.41	1.93%			
35	KPIIT Technologies Ltd	INE041A01011	It - Software	25055	306.27	1.74%			
36	Oracle Financial Services Software Ltd.	INE881D01027	It - Software	3626	293.96	1.67%			
37	Tata Elxsi Ltd.	INE670A01012	It - Software	5693	293.67	1.67%			
38	Indraprastha Gas Ltd.	INE203G01027	Gas	110478	220.27	1.25%			
39	Unlisted								
40									
41	Debt Instruments								
42									
43	Listed / Awaiting Listing On Stock Exchanges								
44									
45	Securitized Debt Instruments								
46									
47	Term Deposits								
48									
49	Deposits (maturity not exceeding 91 days)								
50									
51	Deposits (Placed as Margin)								
52									
53	Money Market Instruments								
54									
55	Certificate of Deposits								
56									
57	Commercial Papers								
58									
59	Treasury Bills								
60									
61	Units of Real Estate Investment Trust (REITs)								
62									
63	Units of an Alternative Investment Fund (AIF)								
64									
65	TREPS								
66									
67	Net Current Assets								
68									
69	Total Net Assets								
70									
71	Non-Convertible debentures / Bonds & Zero Coupon Bonds / Deep Discount Bonds / Certificate of Deposits / Commercial Papers are considered as Traded based on the information provided by external agencies.								
72	For the Instrument/security whose final ISIN is yet to be assigned, disclosure of ISIN has been made as per the details provided by external agencies.								
73	As per AMFI Best Practices Guidelines Circular No. 91/ 2020 - 21 dated March 24, 2021 on Valuation of AT-1 Bonds and Tier 2 Bonds, Yield to call is disclosed for AT-1 Bonds and Tier 2 Bonds issued by Banks as provided by Valuation agencies.								
74	For Instances of Deviation In valuation Of Securities as per SEBI master circular ref no SEBI/HQ/IMD/POD-1/P/CIR/2024/90 dated June 27, 2024. Refer link:								



	A	B	C	D	E	F	G	H	I	J
1		ICICI Prudential Mutual Fund								
2		ICICI Prudential Nifty 10 yr Benchmark G-Sec ETF								
3		Portfolio as on Nov 30,2025								
4		Company/ Issuer/ Instrument Name	ISIN	Coupon	Industry/Rating	Quantity	Exposure/Market Value(Rs.Lakh)	% to Nav	Yield of the instrument	Yield to Call @
5		Debt Instruments					56903.21	98.12%		
6										
7		Listed / Awaiting Listing On Stock Exchanges					56903.21	98.12%		
8										
9		Government Securities					56903.21	98.12%		
10		Government Securities	IN0020250091	6.48	SOV	57000000	56903.21	98.12%		6.61
11										
12		Non-Convertible debentures / Bonds					NII	NII		
13										
14		Zero Coupon Bonds / Deep Discount Bonds					NII	NII		
15										
16		Privately Placed/unlisted					NII	NII		
17										
18		Securitized Debt Instruments					NII	NII		
19										
20		Term Deposits					NII	NII		
21										
22		Deposits (maturity not exceeding 91 days)					NII	NII		
23										
24		Deposits (Placed as Margin)					NII	NII		
25										
26		Money Market Instruments					NII	NII		
27										
28		Certificate of Deposits					NII	NII		
29										
30		Commercial Papers					NII	NII		
31										
32		Bills Rediscounted					NII	NII		
33										
34		Treasury Bills					NII	NII		
35										
36		Units of an Alternative Investment Fund (AIF)					NII	NII		
37										
38		TREPS					528.87	0.91%		
39										
40		Net Current Assets					560.86	0.97%		
41		Total Net Assets					57992.94	100.00%		
42										
43										
44		Non-Convertible debentures / Bonds & Zero Coupon Bonds / Deep Discount Bonds / Certificate of Deposits / Commercial Papers are considered as Traded based on the information provided by external agencies.								
45		For the Instrument/security whose final ISIN is yet to be assigned, disclosure of ISIN has been made as per the details provided by external agencies.								
46		@ As per AMFI Best Practices Guidelines Circular No. 91/ 2020 - 21 dated March 24, 2021 on Valuation of AT-1 Bonds and Tier 2 Bonds, Yield to call is disclosed for AT-1 Bonds and Tier 2 Bonds issued by Banks as provided by Valuation agencies.								
47		For Instances of Deviation In valuation Of Securities as per SEBI master circular ref no SEBI/HO/IMD/IMD-PoD-1/P/CI/2024/90 dated June 27, 2024. Refer link: <a href="https://www.icicpruamc.com/about-us/statutory-disclosures?currentTabFilter=OtherDisclosures&amp;&amp;subCatTabFilter=deviationinvaluationofsecurities">https://www.icicpruamc.com/about-us/statutory-disclosures?currentTabFilter=OtherDisclosures&amp;&amp;subCatTabFilter=deviationinvaluationofsecurities</a>								
48		As per AMFI Best Practices Guidelines Circular No. AMFI/ 35P/ MEM-COR/ 72 / 2022-23 dated December 31, 2022 on Standard format for disclosure Portfolio YTM for Debt Schemes, Yield of the instrument is disclosed on annualized basis as provided by Valuation agencies.								
49		Debt Index Replication Factor (DIRF) as on 30-11-2025	99.09%							
50		Scheme Riskometer								
51										
52										
53										
54										
55										
56										
57										
58										
59										
60										
61										
62										
63										
64										
65		Benchmark Riskometer								
66		Benchmark name - NIFTY 10 yr Benchmark G-Sec Index								
67										
68										
69										
70										
71										
72										
73										
74										
75										
76										
77										
78										




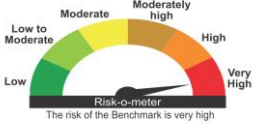
	A	B	C	D	E	F	G	H	I	J
1		ICICI Prudential Nifty Financial Services Ex-Bank ETF								
2		ICICI Prudential Mutual Fund								
3		Portfolio as on Nov 30,2025								
4		Company/Issuer/Instrument Name	ISIN	Coupon	Industry/Rating	Quantity	Exposure/Market Value(Rs.Lakh)	% to Nav	Yield of the instrument	Yield to Call @
5		Equity & Equity Related Instruments					22271.78	99.98%		
6		Listed / Awaiting Listing On Stock Exchanges					22271.78	99.98%		
7		Bajaj Finance Ltd.	INE296A01032		Finance	347724	3607.64	16.20%		
8		Bajaj Finserv Ltd.	INE918101026		Finance	74598	1562.08	7.01%		
9		Shriram Finance Ltd.	INE721A01047		Finance	182991	1558.44	7.00%		
10		BSE Ltd.	INE118H01025		Capital Markets	53374	1549.13	6.95%		
11		Jio Financial Services Ltd	INE758E01017		Finance	428306	1311.47	5.89%		
12		SBI Life Insurance Company Ltd.	INE123W01016		Insurance	58632	1152.71	5.17%		
13		HDFC Life Insurance Company Ltd.	INE795G01014		Insurance	140241	1071.86	4.81%		
14		Cholamandalam Investment And Finance Company Ltd.	INE121A01024		Finance	55081	956.21	4.29%		
15		PB Fintech Ltd.	INE417T01026		Financial Technology (Fintech)	44073	801.64	3.60%		
16		HDFC Asset Management Company Ltd.	INE127D01025		Capital Markets	26567	710.14	3.19%		
17		Power Finance Corporation Ltd.	INE134E01011		Finance	190298	690.21	3.10%		
18		Multi Commodity Exchange Of India Ltd.	INE745G01035		Capital Markets	6668	671.70	3.02%		
19		One 97 Communications Ltd	INE982J01020		Financial Technology (Fintech)	48013	634.06	2.85%		
20		ICICI Lombard General Insurance Company Ltd.	INE765G01017		Insurance	31543	621.55	2.79%		
21		Rural Electrification Corporation Ltd.	INE020B01018		Finance	163239	589.13	2.64%		
22		Max Financial Services Ltd.	INE180A01020		Insurance	34440	586.20	2.63%		
23		Muthoot Finance Ltd.	INE414G01012		Finance	14014	524.71	2.36%		
24		Central Depository Services (India) Ltd.	INE736A01011		Capital Markets	23282	376.52	1.69%		
25		Aditya Birla Capital Ltd.	INE674K01013		Finance	99899	357.69	1.61%		
26		360 One Wam Ltd.	INE466L01038		Capital Markets	30155	356.79	1.60%		
27		SBI Cards & Payment Services Ltd.	INE018E01016		Finance	39172	344.77	1.55%		
28		L&T Finance Ltd.	INE498L01015		Finance	106553	332.82	1.49%		
29		ICICI Prudential Life Insurance Company Ltd.	INE726G01019		Insurance	51265	317.71	1.43%		
30		Indian Railway Finance Corporation Ltd.	INE053F01010		Finance	233520	274.55	1.23%		
31		Life Insurance Corporation of India	INE011Y01017		Insurance	29012	259.50	1.16%		
32		Computer Age Management Services Ltd.	INE596G01012		Capital Markets	6269	242.63	1.09%		
33		Angel One Ltd.	INE732I01013		Capital Markets	8400	227.12	1.02%		
34		PNB Housing Finance Ltd.	INE572E01012		Finance	24550	222.25	1.00%		
35		LIC Housing Finance Ltd.	INE115A01026		Finance	39298	215.79	0.97%		
36		Indian Energy Exchange Ltd.	INE022Q01020		Capital Markets	103928	144.76	0.65%		
37										
38		Unlisted					NII	NII		
39										
40		Debt Instruments					NII	NII		
41										
42		Listed / Awaiting Listing On Stock Exchanges					NII	NII		
43										
44		Securitized Debt Instruments					NII	NII		
45										
46		Term Deposits					NII	NII		
47										
48		Deposits (maturity not exceeding 91 days)					NII	NII		
49										
50		Deposits (Placed as Margin)					NII	NII		
51										
52		Money Market Instruments					NII	NII		
53										
54		Certificate of Deposits					NII	NII		
55										
56		Commercial Papers					NII	NII		
57										
58		Treasury Bills					NII	NII		
59										
60		Units of Real Estate Investment Trust (REITs)					NII	NII		
61										
62		Units of an Alternative Investment Fund (AIF)					NII	NII		
63										
64		TREPS					0.63	^		
65										
66		Net Current Assets					3.65	0.02%		
67		Total Net Assets					22276.06	100.00%		
68										
69										
70										
71		Non-Convertible debentures / Bonds & Zero Coupon Bonds / Deep Discount Bonds / Certificate of Deposits / Commercial Papers are considered as Traded based on the information provided by external agencies.								
72		^ Value Less than 0.01% of NAV in absolute terms.								
73		For the Instrument/security whose final ISIN is yet to be assigned, disclosure of ISIN has been made as per the details provided by external agencies.								
74		® As per AMFI Best Practices Guidelines Circular No. 91/ 2020 - 21 dated March 24, 2021 on Valuation of AT-1 Bonds and Tier 2 Bonds issued by Banks as provided by Valuation agencies.								
75		For Instances of Deviation In valuation Of Securities as per SEBI master circular ref no SEBI/HQ/IMD/IMD-PoD-1/P/CIR/2024/90 dated June 27, 2024. Refer link: <a href="https://www.icicpruamc.com/about-us/statutory-disclosures?currentTabFilter=OtherDisclosures&amp;subCatTabFilter=deviationinvaluationofsecurities">https://www.icicpruamc.com/about-us/statutory-disclosures?currentTabFilter=OtherDisclosures&amp;subCatTabFilter=deviationinvaluationofsecurities</a>								
76		Scheme Riskometer								
77										
78										
79										
80										
81										
82										
83										
84										
85										
86										
87										
88										
89										
90										
91		Benchmark Riskometer								
92		Benchmark name - Nifty Financial Services EX-Bank TRI								
93										
94										
95										
96										
97										
98										
99										
100										
101										
102										
103										
104										





	A	B	C	D	E	F	G	H	I	J
1		ICICI Prudential Nifty Infrastructure ETF								
2		Portfolio as on Nov 30,2025								
3										
4		Company/Issuer/Instrument Name	ISIN	Coupon	Industry/Rating	Quantity	Exposure/Market Value(Rs.Lakh)	% to Nav	Yield of the instrument	Yield to Call @
5		Equity & Equity Related Instruments					33160.72	99.95%		
6										
7		Listed / Awaiting Listing On Stock Exchanges					33160.72	99.95%		
8		Reliance Industries Ltd.	INE002A01018		Petroleum Products	455010	7132.28	21.50%		
9		Bharti Airtel Ltd.	INE397D01024		Telecom - Services	239769	5038.99	15.19%		
10		Larsen & Toubro Ltd.	INE018A01030		Construction	103311	4204.34	12.67%		
11		NTPC Ltd.	INE733E01010		Power	417078	1361.55	4.10%		
12		Ultratech Cement Ltd.	INE481G01011		Cement & Cement Products	10443	1211.39	3.65%		
13		Interlobe Aviation Ltd.	INE646L01027		Transport Services	19218	1134.15	3.42%		
14		Power Grid Corporation Of India Ltd.	INE752E01010		Power	398471	1075.67	3.24%		
15		Adani Ports and Special Economic Zone Ltd.	INE742F01042		Transport Infrastructure	64920	984.77	2.97%		
16		Grasim Industries Ltd.	INE047A01021		Cement & Cement Products	33613	920.79	2.78%		
17		Oil & Natural Gas Corporation Ltd.	INE213A01029		Oil	341716	831.22	2.51%		
18		MAX Healthcare Institute Ltd	INE027H01010		Healthcare Services	65386	760.31	2.29%		
19		Apollo Hospitals Enterprise Ltd.	INE437A01024		Healthcare Services	8888	651.98	1.97%		
20		Bharat Petroleum Corporation Ltd.	INE029A01011		Petroleum Products	170512	612.31	1.85%		
21		Suzlon Energy Ltd.	INE040H01021		Electrical Equipment	1067040	576.31	1.74%		
22		Tata Power Company Ltd.	INE245A01021		Power	147721	576.26	1.74%		
23		The Indian Hotels Company Ltd.	INE053A01029		Leisure Services	77264	575.08	1.73%		
24		Cummins India Ltd.	INE298A01020		Industrial Products	11888	532.50	1.61%		
25		Indian Oil Corporation Ltd.	INE242A01010		Petroleum Products	328693	531.66	1.60%		
26		Indus Towers Ltd.	INE121J01017		Telecom - Services	116267	466.29	1.41%		
27		Samvardhana Motherson International Ltd.	INE775A01035		Auto Components	390591	454.30	1.37%		
28		GAIL (India) Ltd.	INE129A01019		Gas	237287	417.84	1.26%		
29		DLF Ltd.	INE271C01023		Realty	56429	408.32	1.23%		
30		CG Power and Industrial Solutions Ltd.	INE067A01029		Electrical Equipment	60384	406.32	1.22%		
31		Ashok Leyland Ltd.	INE208A01029		Agricultural, Commercial & Construction Vehicles	251696	397.98	1.20%		
32		Hindustan Petroleum Corporation Ltd.	INE094A01015		Petroleum Products	84480	386.50	1.16%		
33		Bharat Forge Ltd.	INE465A01025		Auto Components	23452	336.25	1.01%		
34		Shree Cements Ltd.	INE070A01015		Cement & Cement Products	1177	310.73	0.94%		
35		Ambuja Cements Ltd.	INE079A01034		Cement & Cement Products	55054	302.91	0.91%		
36		Adani Green Energy Ltd.	INE36A01010		Power	26927	282.25	0.85%		
37		Godrej Properties Ltd.	INE484J01027		Realty	13216	279.47	0.84%		
38										
39		Unlisted					Nil	Nil		
40										
41		Debt Instruments					Nil	Nil		
42										
43		Listed / Awaiting Listing On Stock Exchanges					Nil	Nil		
44										
45		Securitized Debt Instruments					Nil	Nil		
46										
47		Term Deposits					Nil	Nil		
48										
49		Deposits (maturity not exceeding 91 days)					Nil	Nil		
50										
51		Deposits (Placed as Margin)					Nil	Nil		
52										
53		Money Market Instruments					Nil	Nil		
54										
55		Certificate of Deposits					Nil	Nil		
56										
57		Commercial Papers					Nil	Nil		
58										
59		Treasury Bills					Nil	Nil		
60										
61		Units of Real Estate Investment Trust (REITs)					Nil	Nil		
62										
63		Units of an Alternative Investment Fund (AIF)					Nil	Nil		
64										
65		TREPS					2.62	0.01%		
66										
67		Net Current Assets					14.14	0.04%		
68		Total Net Assets					33177.48	100.00%		
69										
70										
71		Non-Convertible debentures / Bonds & Zero Coupon Bonds / Deep Discount Bonds / Certificate of Deposits / Commercial Papers are considered as Traded based on the information provided by external agencies.								
72		For the Instrument/security whose final ISIN is yet to be assigned, disclosure of ISIN has been made as per the details provided by external agencies.								
73		@ As per AMFI Best Practices Guidelines Circular No. 91/ 2020 - 21 dated March 24, 2021 on Valuation of AT-1 Bonds and Tier 2 Bonds, Yield to call is disclosed for AT-1 Bonds and Tier 2 Bonds issued by Banks as provided by Valuation agencies.								
74		For Instances of Deviation In valuation Of Securities as per SEBI master circular ref no SEBI/HO/IMD/IMD-PoD-1/P/CIR/2024/90 dated June 27, 2024. Refer link: https://www.icicpruamc.com/about-us/statutory-disclosures?currentTabFilter=OtherDisclosures&&subCatTabFilter=deviationinvaluationofsecurities								
75		Scheme Riskometer								
76										
77										
78										
79										
80										
81										
82										
83										
84										
85										
86										
87										
88										
89										
90		Benchmark Riskometer								
91		Benchmark name - Nifty Infrastructure TRI								
92										
93										
94										
95										
96										
97										
98										
99										
100										
101										
102										
103										

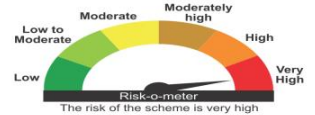
	A	B	C	D	E	F	G	H	I	J
1		ICICI Prudential Mutual Fund								
2		ICICI Prudential Nifty 5 yr Benchmark G-SEC ETF								
3		Portfolio as on Nov 30,2025								
4		Company/ Issuer/Instrument Name	ISIN	Coupon	Industry/Rating	Quantity	Exposure/ Market Value(Rs.Lakh)	% to Nav	Yield of the instrument	Yield to Call @
5		Debt Instruments					1677.92	94.78%		
6										
7		Listed / Awaiting Listing On Stock Exchanges					1677.92	94.78%		
8										
9		Government Securities					1677.92	94.78%		
10		Government Securities	IND020250067	6.01	SOV	1692000	1677.92	94.78%		6.31
11		Non-Convertible debentures / Bonds					NII	NII		
12										
13		Zero Coupon Bonds / Deep Discount Bonds					NII	NII		
14										
15		Privately Placed/unlisted					NII	NII		
16										
17		Securitized Debt Instruments					NII	NII		
18										
19		Term Deposits					NII	NII		
20										
21		Deposits (maturity not exceeding 91 days)					NII	NII		
22										
23		Deposits (Placed as Margin)					NII	NII		
24										
25		Money Market Instruments					NII	NII		
26										
27		Certificate of Deposits					NII	NII		
28										
29		Commercial Papers					NII	NII		
30										
31		Bills Rediscounted					NII	NII		
32										
33		Treasury Bills					NII	NII		
34										
35		Units of an Alternative Investment Fund (AIF)					NII	NII		
36										
37		TREPS					54.24	3.06%		
38										
39		Net Current Assets					38.18	2.16%		
40		Total Net Assets					1770.34	100.00%		
41										
42										
43										
44		Non-Convertible debentures / Bonds & Zero Coupon Bonds / Deep Discount Bonds / Certificate of Deposits / Commercial Papers are considered as Traded based on the information provided by external agencies.								
45		For the Instrument/security whose final ISIN is yet to be assigned, disclosure of ISIN has been made as per the details provided by external agencies.								
46		@ As per AMFI Best Practices Guidelines Circular No. 91/ 2020 - 21 dated March 24, 2021 on Valuation of AT-1 Bonds and Tier 2 Bonds, Yield to call is disclosed for AT-1 Bonds and Tier 2 Bonds issued by Banks as provided by Valuation agencies.								
47		For Instances of Deviation In valuation Of Securities as per SEBI master circular ref no SEBI/HO/IMD/IMP-PoD-1/P/CIR/2024/90 dated June 27, 2024. Refer link: https://www.icicipruamc.com/about-us/statutory-disclosures?currentTabFilter=OtherDisclosures&&subCatTabFilter=deviationinvaluationofsecurities								
48		As per AMFI Best Practices Guidelines Circular No. AMFI/ 35P/ MEM-COR/ 72 / 2022-23 dated December 31, 2022 on Standard format for disclosure Portfolio YTM for Debt Schemes, Yield of the instrument is disclosed on annualized basis as provided by Valuation agencies.								
49		Debt Index Replication Factor (DIRF) as on 30-11-2025	96.85%							
50		Scheme Riskometer								
51		<p>The risk of the scheme is moderate</p>								
52										
53										
54										
55										
56										
57										
58										
59										
60										
61										
62										
63										
64										
65		Benchmark Riskometer								
66		Benchmark name - Nifty 5 yr Benchmark G-sec Index								
67										
68										
69										
70										
71										
72										
73										
74										
75										
76										
77										
78										

	A	B	C	D	E	F	G	H	I	J
1		ICICI Prudential Mutual Fund								
2		ICICI PRUDENTIAL SILVER ETF								
3		Portfolio as on Nov 30,2025								
4		Company/Issuer/Instrument Name	ISIN	Industry/Rating	Quantity	Exposure/Market Value(Rs.Lakh)	% to Nav	Yield of the instrument	Yield to Call @	
5		Silver				1057830.25	98.56%			
6		Silver ^		Silver	645148	1057830.25	98.56%			
7										
8		TREPS				73.54	0.01%			
9										
10		Net Current Assets				15420.89	1.44%			
11		Total Net Assets				1073324.68	100.00%			
12										
13										
14		^ - Physical Silver.								
15		Aggregate value of investments made by other schemes of ICICI Prudential Mutual Fund are amounting to Rs. 59878.78 Lakh.								
16		For the Instrument/security whose final ISIN is yet to be assigned, disclosure of ISIN has been made as per the details provided by external agencies.								
17		@ As per AMFI Best Practices Guidelines Circular No. 91/ 2020 - 21 dated March 24, 2021 on Valuation of AT-1 Bonds and Tier 2 Bonds, Yield to call is disclosed for AT-1 Bonds and Tier 2 Bonds issued by Banks as provided by Valuation agencies.								
18		For Instances of Deviation In valuation Of Securities as per SEBI master circular ref no SEBI/HO/IMD/IMD-PoD-1/P/CIR/2024/90 dated June 27, 2024. Refer link: <a href="https://www.icicpruamc.com/about-us/statutory-disclosures?currentTabFilter=OtherDisclosures&amp;&amp;subCatTabFilter=deviationinvaluationofsecurities">https://www.icicpruamc.com/about-us/statutory-disclosures?currentTabFilter=OtherDisclosures&amp;&amp;subCatTabFilter=deviationinvaluationofsecurities</a>								
19		Scheme Riskometer								
20										
21										
22										
23										
24										
25										
26										
27										
28										
29										
30										
31										
32										
33										
34		Benchmark Riskometer								
35		Benchmark name - LBMA AM Silver Prices								
36										
37										
38										
39										
40										
41										
42										
43										
44										
45										
46										
47										



A	B	C	D	E	F	G	H	I	J
1	ICICI Prudential Nifty India Consumption ETF								
2	ICICI Prudential Mutual Fund								
3	Portfolio as on Nov 30,2025								
4	Company/Issuer/Instrument Name	ISIN	Coupon	Industry/Rating	Quantity	Exposure/Market Value(Rs.Lakh)	% to Nav	Yield of the instrument	Yield to Call @
5	Equity & Equity Related Instruments					5286.05	99.96%		
6	Listed / Awaiting Listing On Stock Exchanges					5286.05	99.96%		
7	Bharti Airtel Ltd.	INE397D01024		Telecom - Services	26842	564.11	10.67%		
8	ITC Ltd.	INE154A01025		Diversified Fmcg	129856	524.94	9.93%		
9	Mahindra & Mahindra Ltd.	INE101A01026		Automobiles	13111	492.62	9.32%		
10	Hindustan Unilever Ltd.	INE030A01027		Diversified Fmcg	13130	323.86	6.12%		
11	Eternal Ltd.	INE758T01015		Retailing	103020	309.16	5.85%		
12	Maruti Suzuki India Ltd.	INE585B01010		Automobiles	1941	308.62	5.84%		
13	Titan Company Ltd.	INE280A01028		Consumer Durables	6105	238.57	4.51%		
14	Asian Paints Ltd.	INE021A01026		Consumer Durables	6690	192.30	3.64%		
15	Interlobe Aviation Ltd.	INE646L01027		Transport Services	3232	190.74	3.61%		
16	Bajaj Auto Ltd.	INE917I01010		Automobiles	1639	148.71	2.81%		
17	Eicher Motors Ltd.	INE066A01021		Automobiles	2035	143.54	2.71%		
18	Trent Ltd.	INE849A01020		Retailing	3283	139.54	2.64%		
19	Nestle India Ltd.	INE239A01024		Food Products	10607	133.76	2.53%		
20	MAX Healthcare Institute Ltd	INE027H01010		Healthcare Services	10997	127.87	2.42%		
21	TVS Motor Company Ltd.	INE494B01023		Automobiles	3472	122.61	2.32%		
22	Hero Motocorp Ltd.	INE158A01026		Automobiles	1920	118.55	2.24%		
23	Tata Consumer Products Ltd.	INE192A01025		Agricultural Food & Other Products	9635	112.96	2.14%		
24	Apollo Hospitals Enterprise Ltd.	INE437A01024		Healthcare Services	1494	109.59	2.07%		
25	Britannia Industries Ltd.	INE216A01030		Food Products	1744	101.95	1.93%		
26	Tata Power Company Ltd.	INE245A01021		Power	24844	96.92	1.83%		
27	The Indian Hotels Company Ltd.	INE053A01029		Leisure Services	12995	96.72	1.83%		
28	Varun Beverages Ltd.	INE200M01039		Beverages	20044	96.52	1.83%		
29	Dixon Technologies (India) Ltd.	INE935N01020		Consumer Durables	606	88.48	1.67%		
30	Avenue Supermarts Ltd.	INE192R01011		Retailing	2177	87.00	1.65%		
31	Adani Power Ltd.	INE814H01029		Power	58231	85.88	1.62%		
32	Info Edge (India) Ltd.	INE663F01032		Retailing	5750	76.49	1.45%		
33	DLF Ltd.	INE271C01023		Realty	9490	68.67	1.30%		
34	Godrej Consumer Products Ltd.	INE102D01028		Personal Products	5951	68.17	1.29%		
35	United Spirits Ltd.	INE854D01024		Beverages	4369	63.42	1.20%		
36	Havells India Ltd.	INE176B01034		Consumer Durables	3730	53.78	1.02%		
37	Unlisted					NII	NII		
38	Debt Instruments					1.88	0.04%		
39	Listed / Awaiting Listing On Stock Exchanges					NII	NII		
40	Securitized Debt Instruments					NII	NII		
41	Privately Placed/Unlisted					1.88	0.04%		
42	Non Convertible Preference Shares								
43	TVS Motor Company Ltd.	INE494B04019		Automobiles	18500	1.88	0.04%		
44	Term Deposits					NII	NII		
45	Deposits (maturity not exceeding 91 days)					NII	NII		
46	Deposits (Placed as Margin)					NII	NII		
47	Money Market Instruments					NII	NII		
48	Certificate of Deposits					NII	NII		
49	Commercial Papers					NII	NII		
50	Treasury Bills					NII	NII		
51	Units of Real Estate Investment Trust (REITs)					NII	NII		
52	Units of an Alternative Investment Fund (AIF)					NII	NII		
53	TREPS					0.59	0.01%		
54	Net Current Assets					-0.29	-0.01%		
55	Total Net Assets					5288.23	100.00%		
56	Non-Convertible debentures / Bonds & Zero Coupon Bonds / Deep Discount Bonds / Certificate of Deposits / Commercial Papers are considered as Traded based on the information provided by external agencies.								
57	For the Instrument/security whose final ISIN is yet to be assigned, disclosure of ISIN has been made as per the details provided by external agencies.								
58	@ As per AMFI Best Practices Guidelines Circular No. 91/ 2020 - 21 dated March 24, 2021 on Valuation of AT-1 Bonds and Tier 2 Bonds, Yield to call is disclosed for AT-1 Bonds and Tier 2 Bonds issued by Banks as provided by Valuation agencies.								
59	For Instances of Deviation In valuation Of Securities as per SEBI master circular ref no SEBI/HO/IMD/IMD-PoB-1/P/CLIR/2024/90 dated June 27, 2024. Refer link: https://www.icicipruamc.com/about-us/statutory-disclosures?currentTabFilter=OtherDisclosures&SubCatTabFilter=deviationinvaluationofsecurities								
60	Scheme Riskometer								
61									
62									
63									
64									
65									
66									
67									
68									
69									
70									
71									
72									
73									
74									
75									
76									
77									
78									
79									
80									
81									
82									
83									
84									
85									
86									
87									
88									
89									
90									
91									
92									
93									
94	Benchmark Riskometer								
95	Benchmark name - Nifty India Consumption TRI								
96									
97									
98									
99									
100									
101									
102									
103									
104									
105									
106									
107									



	A	B	C	D	E	F	G	H	I	J
1		ICICI Prudential Nifty Healthcare ETF								
2		ICICI Prudential Mutual Fund								
3		Portfolio as on Nov 30,2025								
4		Company / Issuer / Instrument Name	ISIN	Coupon	Industry/Rating	Quantity	Exposure/Market Value(Rs.Lakh)	% to Nav	Yield of the instrument	Yield to Call @
5		Equity & Equity Related Instruments					12946.80	100.00%		
6		Listed / Awaiting Listing On Stock Exchanges					12946.80	100.00%		
7		Sun Pharmaceutical Industries Ltd.	INE044A01036		Pharmaceuticals & Biotechnology	135871	2488.61	19.22%		
8		MAX Healthcare Institute Ltd	INE027H01010		Healthcare Services	95837	1114.39	8.61%		
9		Cipla Ltd.	INE059A01026		Pharmaceuticals & Biotechnology	72517	1110.45	8.58%		
10		Divi's Laboratories Ltd.	INE361801024		Pharmaceuticals & Biotechnology	16376	1060.67	8.19%		
11		Dr. Reddy's Laboratories Ltd.	INE089A01031		Pharmaceuticals & Biotechnology	78547	988.75	7.64%		
12		Apollo Hospitals Enterprise Ltd.	INE437A01024		Healthcare Services	13026	955.52	7.38%		
13		Lupin Ltd.	INE326A01037		Pharmaceuticals & Biotechnology	31191	649.46	5.02%		
14		Fortis Healthcare Ltd.	INE061F01013		Healthcare Services	67187	617.52	4.77%		
15		Laurus Labs Ltd.	INE947001028		Pharmaceuticals & Biotechnology	50990	516.60	3.99%		
16		Torrent Pharmaceuticals Ltd.	INE605A01028		Pharmaceuticals & Biotechnology	13484	501.69	3.97%		
17		Aurobindo Pharma Ltd.	INE406A01037		Pharmaceuticals & Biotechnology	36057	442.31	3.42%		
18		Alkem Laboratories Ltd.	INE540L01014		Pharmaceuticals & Biotechnology	7259	412.67	3.19%		
19		Glenmark Pharmaceuticals Ltd.	INE935A01035		Pharmaceuticals & Biotechnology	19415	377.85	2.92%		
20		Mankind Pharma Ltd.	INE634S01028		Pharmaceuticals & Biotechnology	14577	328.13	2.53%		
21		Biocon Ltd.	INE376G01013		Pharmaceuticals & Biotechnology	77440	308.48	2.38%		
22		Zydus Lifesciences Ltd.	INE010B01027		Pharmaceuticals & Biotechnology	32204	303.52	2.34%		
23		IPCA Laboratories Ltd.	INE571A01038		Pharmaceuticals & Biotechnology	17919	260.38	2.01%		
24		Abbott India Ltd.	INE358A01014		Pharmaceuticals & Biotechnology	673	202.10	1.56%		
25		Syngene International Ltd.	INE398R01022		Healthcare Services	24454	158.54	1.22%		
26		Piramal Pharma Ltd.	INE0DKS01011		Pharmaceuticals & Biotechnology	79675	149.16	1.15%		
27		Unlisted					NII	NII		
28		Debt Instruments					NII	NII		
29		Listed / Awaiting Listing On Stock Exchanges					NII	NII		
30		Securitized Debt Instruments					NII	NII		
31		Term Deposits					NII	NII		
32		Deposits (maturity not exceeding 91 days)					NII	NII		
33		Deposits (Placed as Margin)					NII	NII		
34		Money Market Instruments					NII	NII		
35		Certificate of Deposits					NII	NII		
36		Commercial Papers					NII	NII		
37		Treasury Bills					NII	NII		
38		Units of Real Estate Investment Trust (REITs)					NII	NII		
39		Units of an Alternative Investment Fund (AIF)					NII	NII		
40		TREPS					0.13	^		
41		Net Current Assets					0.48	^		
42		Total Net Assets					12947.41	100.00%		
43		Non-Convertible debentures / Bonds & Zero Coupon Bonds / Deep Discount Bonds / Certificate of Deposits / Commercial Papers are considered as Traded based on the information provided by external agencies.								
44		^ Value Less than 0.01% of NAV in absolute terms.								
45		For the Instrument/security whose final ISIN is yet to be assigned, disclosure of ISIN has been made as per the details provided by external agencies.								
46		@ As per AMFI Best Practices Guidelines Circular No. 91/ 2020 - 21 dated March 24, 2021 on Valuation of AT-1 Bonds and Tier 2 Bonds, Yield to call is disclosed for AT-1 Bonds and Tier 2 Bonds issued by Banks as provided by Valuation agencies.								
47		For Instances of Deviation In valuation Of Securities as per SEBI master circular ref no SEBI/HO/IMD/IMD-PoD-1/P/CLR/2024/90 dated June 27, 2024. Refer link: <a href="https://www.icicpruamc.com/about-us/statutory-disclosures?currentTabFilter=OtherDisclosures&amp;subCatTabFilter=deviationinvaluationofsecurities">https://www.icicpruamc.com/about-us/statutory-disclosures?currentTabFilter=OtherDisclosures&amp;subCatTabFilter=deviationinvaluationofsecurities</a>								
48		Scheme Riskometer								
49										
50		Benchmark Riskometer								
51		Benchmark name - Nifty Healthcare TRI								
52										

A	B	C	D	E	F	G	H	I	J
1	ICICI Prudential BSE Sensex ETF								
2	Portfolio as on Nov 30, 2025								
3	Company/Issuer/Instrument Name	ISIN	Coupon	Industry/Rating	Quantity	Exposure/Market Value(Rs.Lakh)	% to Nav	Yield of the instrument	Yield to Call @
4	Equity & Equity Related Instruments					2599947.16	99.99%		
5									
6	Listed / Awaiting Listing On Stock Exchanges					2599947.16	99.99%		
7	HDFC Bank Ltd.	INE040A01034		Bank	39136648	394106.05	15.16%		
8	Reliance Industries Ltd.	INE002A01018		Petroleum Products	17464178	273637.47	10.52%		
9	ICICI Bank Ltd.	INE090A01021		Bank	18428498	255916.55	9.84%		
10	Bharti Airtel Ltd.	INE397D01024		Telecom - Services	7064348	148425.48	5.71%		
11	Infosys Ltd.	INE009A01021		IT - Software	9221621	143829.62	5.53%		
12	Larsen & Toubro Ltd.	INE018A01030		Construction	3017799	122775.49	4.72%		
13	State Bank Of India	INE062A01020		Bank	10721301	105020.50	4.04%		
14	ITC Ltd.	INE154A01025		Diversified Fmcg	24893222	100668.19	3.87%		
15	Axis Bank Ltd.	INE238A01034		Bank	7366828	94313.82	3.63%		
16	Mahindra & Mahindra Ltd.	INE101A01026		Automobiles	2278793	85632.48	3.29%		
17	Tata Consultancy Services Ltd.	INE467B01029		IT - Software	2614761	82094.34	3.16%		
18	Kotak Mahindra Bank Ltd.	INE237A01028		Bank	3797998	80669.48	3.10%		
19	Bajaj Finance Ltd.	INE296A01032		Finance	6736659	69902.94	2.69%		
20	Hindustan Unilever Ltd.	INE030A01027		Diversified Fmcg	2304448	56850.73	2.19%		
21	Maruti Suzuki India Ltd.	INE585B01010		Automobiles	340781	54164.07	2.08%		
22	Eternal Ltd.	INE758T01015		Retailing	17933991	53828.87	2.07%		
23	Sun Pharmaceutical Industries Ltd.	INE044A01036		Pharmaceuticals & Biotechnology	2724915	49900.01	1.92%		
24	HCL Technologies Ltd.	INE860A01027		IT - Software	2731735	44465.82	1.71%		
25	Titan Company Ltd.	INE280A01028		Consumer Durables	1054021	41201.15	1.58%		
26	NTPC Ltd.	INE733E01010		Power	12263657	40053.10	1.54%		
27	Bharat Electronics Ltd.	INE263A01024		Aerospace & Defense	9244944	38047.57	1.46%		
28	Tata Steel Ltd.	INE081A01020		Ferrous Metals	21265657	35694.41	1.37%		
29	Ultratech Cement Ltd.	INE481G01011		Cement & Cement Products	304209	35288.24	1.36%		
30	Asian Paints Ltd.	INE021A01026		Consumer Durables	1163559	33433.70	1.29%		
31	Power Grid Corporation Of India Ltd.	INE752E01010		Power	11762795	31747.78	1.22%		
32	Bajaj Finserv Ltd.	INE918I01026		Finance	1484612	31092.97	1.20%		
33	Adani Ports and Special Economic Zone Ltd.	INE742F01042		Transport Infrastructure	1895745	28753.71	1.11%		
34	Tech Mahindra Ltd.	INE669C01036		IT - Software	1643033	24922.35	0.96%		
35	Trent Ltd.	INE849A01020		Retailing	568848	24180.88	0.93%		
36	Tata Motors Passenger Vehicles Ltd.	INE155A01022		Automobiles	5416671	19329.39	0.74%		
37									
38	Unlisted					NII	NII		
39									
40	Debt Instruments					NII	NII		
41									
42	Listed / Awaiting Listing On Stock Exchanges					NII	NII		
43									
44	Securitized Debt Instruments					NII	NII		
45									
46	Term Deposits					NII	NII		
47									
48	Deposits (maturity not exceeding 91 days)					NII	NII		
49									
50	Deposits (Placed as Margin)					NII	NII		
51									
52	Money Market Instruments					NII	NII		
53									
54	Certificate of Deposits					NII	NII		
55									
56	Commercial Papers					NII	NII		
57									
58	Treasury Bills					NII	NII		
59									
60	Units of Real Estate Investment Trust (REITs)					NII	NII		
61									
62	Units of an Alternative Investment Fund (AIF)					NII	NII		
63									
64	TREPS					5273.87	0.20%		
65									
66	Net Current Assets					-4932.12	-0.19%		
67									
68	Total Net Assets					2600288.91	100.00%		
69									
70									
71	Non-Convertible debentures / Bonds & Zero Coupon Bonds / Deep Discount Bonds / Certificate of Deposits / Commercial Papers are considered as Traded based on the information provided by external agencies.								
72	For the Instrument/security whose final ISIN is yet to be assigned, disclosure of ISIN has been made as per the details provided by external agencies.								
73	As per AMFI Best Practices Guidelines Circular No. 91/ 2020 - 21 dated March 24, 2021 on Valuation of AT-1 Bonds and Tier 2 Bonds, Yield to call is disclosed for AT-1 Bonds and Tier 2 Bonds issued by Banks as provided by Valuation agencies.								
74	For Instances of Deviation In valuation Of Securities as per SEBI master circular ref no SEBI/HO/IMD/IMD-PoB-1/P/CIR/2024/90 dated June 27, 2024. Refer link: <a href="https://www.icicipruamc.com/about-us/statutory-disclosures?currentTabFilter=OtherDisclosures&amp;subCatTabFilter=deviationinvaluationofsecurities">https://www.icicipruamc.com/about-us/statutory-disclosures?currentTabFilter=OtherDisclosures&amp;subCatTabFilter=deviationinvaluationofsecurities</a>								
75	Scheme Riskometer								
76									
77									
78									
79									
80									
81									
82									
83									
84									
85									
86									
87									
88									
89									
90	Benchmark Riskometer								
91	Benchmark name - BSE SENSEX TRI								
92									
93									
94									
95									
96									
97									
98									
99									
100									
101									
102									
103									



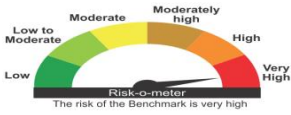
1	A	B	C	D	E	F	G	H	I	J
2		ICICI Prudential BSE 500 ETF								
3		Portfolio as on Nov 30,2025								
4		Company/Issuer/Instrument Name	ISIN	Coupon	Industry/Rating	Quantity	Exposure/Market Value(Rs.Lakh)	% to Nav	Yield of the instrument	Yield to Call @
5		Equity & Equity Related Instruments					33097.76	99.99%		
6										
7		Listed / Awaiting Listing On Stock Exchanges					33097.76	99.99%		
8		HDFC Bank Ltd.	INE040A01034		Banks	254310	2560.90	7.74%		
9		Reliance Industries Ltd.	INE002A01018		Petroleum Products	113482	1778.09	5.37%		
10		ICICI Bank Ltd.	INE090A01021		Banks	119748	1662.94	5.02%		
11		Bharti Airtel Ltd.	INE397D01024		Telecom - Services	45904	964.47	2.91%		
12		Infosys Ltd.	INE009A01021		IT - Software	59921	934.59	2.82%		
13		Larsen & Toubro Ltd.	INE018A01030		Construction	19609	797.79	2.41%		
14		State Bank Of India	INE062A01020		Banks	69666	682.41	2.06%		
15		TTC Ltd.	INE154A01025		Diversified Fmcg	161756	654.14	1.98%		
16		Axis Bank Ltd.	INE238A01034		Banks	47869	612.84	1.85%		
17		Mahindra & Mahindra Ltd.	INE101A01026		Automobiles	14807	556.42	1.68%		
18		Tata Consultancy Services Ltd.	INE467B01029		IT - Software	16990	533.43	1.61%		
19		Kotak Mahindra Bank Ltd.	INE237A01028		Banks	24679	524.18	1.58%		
20		Bajaj Finance Ltd.	INE296A01032		Finance	43774	454.22	1.37%		
21		Hindustan Unilever Ltd.	INE030A01027		Diversified Fmcg	14974	369.41	1.12%		
22		Maruti Suzuki India Ltd.	INE585B01010		Automobiles	2214	351.90	1.06%		
23		Eternal Ltd.	INE758T01015		Retailing	116534	349.78	1.06%		
24		Sun Pharmaceutical Industries Ltd.	INE044A01036		Pharmaceuticals & Biotechnology	17705	324.22	0.98%		
25		HCL Technologies Ltd.	INE860A01027		IT - Software	17750	288.93	0.87%		
26		Titan Company Ltd.	INE280A01028		Consumer Durables	6849	267.72	0.81%		
27		NTPC Ltd.	INE733E01010		Power	79688	260.26	0.79%		
28		Bharat Electronics Ltd.	INE263A01024		Aerospace & Defense	60073	247.23	0.75%		
29		Tata Steel Ltd.	INE081A01020		Ferrous Metals	138184	231.94	0.70%		
30		Ultratech Cement Ltd.	INE481G01011		Cement & Cement Products	1976	229.22	0.69%		
31		Asian Paints Ltd.	INE021A01026		Consumer Durables	7561	217.26	0.66%		
32		Interlobe Aviation Ltd.	INE646L01027		Transport Services	3630	214.27	0.65%		
33		Power Grid Corporation Of India Ltd.	INE752E01010		Power	76434	206.30	0.62%		
34		Bajaj Finserv Ltd.	INE318D01026		Finance	8647	202.04	0.61%		
35		Shriram Finance Ltd.	INE721A01047		Finance	23244	198.49	0.60%		
36		Hindalco Industries Ltd.	INE038A01020		Non - Ferrous Metals	24121	195.01	0.59%		
37		Adani Ports and Special Economic Zone Ltd.	INE742F01042		Transport Infrastructure	12318	186.83	0.56%		
38		JSW Steel Ltd.	INE019A01038		Ferrous Metals	15585	180.86	0.55%		
39		Grasim Industries Ltd.	INE047A01021		Cement & Cement Products	6391	175.09	0.53%		
40		Bajaj Auto Ltd.	INE917I01010		Automobiles	1873	169.98	0.51%		
41		Jio Financial Services Ltd.	INE758E01017		Finance	54342	166.42	0.50%		
42		Eicher Motors Ltd.	INE066A01021		Automobiles	2300	162.27	0.49%		
43		Tech Mahindra Ltd.	INE669C01036		IT - Software	10675	161.92	0.49%		
44		Oil & Natural Gas Corporation Ltd.	INE213A01029		Oil	65408	159.10	0.48%		
45		Trent Ltd.	INE849A01020		Retailing	3696	157.11	0.47%		
46		Nestle India Ltd.	INE239A01024		Food Products	11966	150.81	0.46%		
47		SBI Life Insurance Company Ltd.	INE123W01016		Insurance	7565	148.89	0.45%		
48		Vedanta Ltd.	INE205A01025		Diversified Metals	28201	148.14	0.45%		
49		MAX Healthcare Institute Ltd	INE027H01010		Healthcare Services	12392	144.13	0.44%		
50		Coal India Ltd.	INE527F01014		Consumable Fuels	38243	143.74	0.43%		
51		Cipla Ltd.	INE059A01026		Pharmaceuticals & Biotechnology	9347	143.10	0.43%		
52		Hindustan Aeronautics Ltd.	INE066F01020		Aerospace & Defense	3140	142.63	0.43%		
53		Divi's Laboratories Ltd.	INE361B01024		Pharmaceuticals & Biotechnology	2137	138.46	0.42%		
54		HDFC Life Insurance Company Ltd.	INE795G01014		Insurance	18075	138.18	0.42%		
55		TVS Motor Company Ltd.	INE494B01023		Automobiles	3904	137.93	0.42%		
56		Hero Motocorp Ltd.	INE158A01026		Automobiles	2181	134.65	0.41%		
57		Dr. Reddy's Laboratories Ltd.	INE089A01031		Pharmaceuticals & Biotechnology	10217	128.55	0.39%		
58		Tata Consumer Products Ltd.	INE192A01025		Agricultural Food & Other Products	10953	128.31	0.39%		
59		Tata Motors Passenger Vehicles Ltd.	INE155A01022		Automobiles	35196	125.60	0.38%		
60		Apollo Hospitals Enterprise Ltd.	INE437A01024		Healthcare Services	1688	123.77	0.37%		
61		Cholamandalam Investment And Finance Company Ltd.	INE121A01024		Finance	7054	122.48	0.37%		
62		Wipac Ltd.	INE075A01022		IT - Software	47472	118.42	0.36%		
63		Bharat Petroleum Corporation Ltd.	INE029A01011		Petroleum Products	32743	117.55	0.36%		
64		Britannia Industries Ltd.	INE216A01030		Food Products	1979	115.67	0.35%		
65		Persistent Systems Ltd.	INE267H01021		IT - Software	1783	113.27	0.34%		
66		The Indian Hotels Company Ltd.	INE053A01029		Leisure Services	14801	110.12	0.33%		
67		Varun Beverages Ltd.	INE209M01039		Beverages	23689	109.24	0.33%		
68		Suzlon Energy Ltd.	INE040H01021		Electrical Equipment	202293	109.22	0.33%		
69		Tata Power Company Ltd.	INE245A01021		Power	27867	108.74	0.33%		
70		COFORGE Ltd.	INE591G01025		IT - Software	5610	107.07	0.32%		
71		The Federal Bank Ltd.	INE171A01029		Banks	41219	106.32	0.32%		
72		PB Fintech Ltd.	INE4177O1026		Financial Technology (Fintech)	5622	102.24	0.31%		
73		Cummins India Ltd.	INE298A01020		Industrial Products	2278	102.05	0.31%		
74		Adani Enterprises Ltd.	INE423A01024		Metals & Minerals Trading	4452	101.55	0.31%		
75		Dixon Technologies (India) Ltd.	INE935M01020		Consumer Durables	690	100.74	0.30%		
76		Avenue Supermarts Ltd.	INE192R01011		Retailing	2510	100.29	0.30%		
77		Indian Oil Corporation Ltd.	INE242A01010		Petroleum Products	61578	99.60	0.30%		
78		Adani Power Ltd.	INE814H01029		Power	64687	95.41	0.29%		
79		Industial Bank Ltd.	INE095A01012		Banks	10975	94.20	0.28%		
80		LTIMindtree Ltd.	INE214T01019		IT - Software	1541	93.93	0.28%		
81		Bank Of Baroda	INE28A01039		Banks	31223	90.50	0.27%		
82		HDFC Asset Management Company Ltd.	INE127D01025		Capital Markets	3372	90.10	0.27%		
83		AU Small Finance Bank Ltd.	INE549L01017		Banks	8379	89.61	0.27%		
84		IDFC First Bank Ltd.	INE092T01019		Banks	110743	88.74	0.27%		
85		Indus Towers Ltd.	INE121I01017		Telecom - Services	22123	88.72	0.27%		
86		Power Finance Corporation Ltd.	INE134E01011		Finance	24353	88.43	0.27%		
87		Info Edge (India) Ltd.	INE663F01032		Retailing	6520	86.69	0.26%		
88		Samvardhana Motherson International Ltd.	INE775A01035		Auto Components	74344	86.46	0.26%		
89		Multi Commodity Exchange Of India Ltd.	INE745G01035		Capital Markets	855	86.16	0.26%		
90		Canara Bank	INE476A01022		Banks	56288	85.36	0.26%		
91		Lupin Ltd.	INE326A01037		Pharmaceuticals & Biotechnology	4060	84.49	0.26%		
92		Bajaj Holdings & Investment Ltd.	INE118A01012		Finance	727	83.57	0.25%		
93		One 97 Communications Ltd	INE982J01020		Financial Technology (Fintech)	6103	80.63	0.24%		
94		Fortis Healthcare Ltd.	INE061F01013		Healthcare Services	8736	80.31	0.24%		
95		GAIL (India) Ltd.	INE129A01019		Gas	45213	79.62	0.24%		
96		ICICI Lombard General Insurance Company Ltd.	INE765G01017		Insurance	4002	78.88	0.24%		
97		DLF Ltd.	INE271C01023		Realty	10794	78.13	0.24%		
98		Godrej Consumer Products Ltd.	INE102H01028		Personal Products	6691	76.69	0.24%		
99		CG Power and Industrial Solutions Ltd.	INE087A01029		Electrical Equipment	11355	76.56	0.23%		
100		Ashok Leyland Ltd.	INE208A01029		Agricultural, Commercial & Construction Vehicles	48265	76.33	0.23%		
101		Yes Bank Ltd.	INE528G01035		Banks	331457	76.00	0.23%		
102		Pdtilite Industries Ltd.	INE318A01026		Chemicals & Petrochemicals	5118	75.22	0.23%		
103		Rural Electrification Corporation Ltd.	INE020B01018		Finance	20757	74.89	0.23%		
104		Max Financial Services Ltd.	INE180A01020		Insurance	4399	74.86	0.23%		
105		Hindustan Petroleum Corporation Ltd.	INE094A01015		Petroleum Products	16059	73.48	0.22%		
106		Punjab National Bank	INE160A01022		Banks	57827	71.99	0.22%		
107		SRF Ltd.	INE647A01010		Chemicals & Petrochemicals	2436	71.34	0.22%		
108		UPL Ltd.	INE628A01036		Fertilizers & Agrochemicals	9352	70.97	0.21%		
109		United Spirits Ltd.	INE854D01024		Beverages	4879	70.84	0.21%		
110		Muthoot Finance Ltd.	INE414G01012		Finance	1818	68.05	0.21%		
111		Laurens Labs Ltd.	INE947Q01028		Pharmaceuticals & Biotechnology	6518	67.22	0.20%		
112		Jindal Steel Ltd.	INE749A01030		Ferrous Metals	6330	66.12	0.20%		
113		Torrent Pharmaceuticals Ltd.	INE685A01028		Pharmaceuticals & Biotechnology	1759	65.46	0.20%		
114		Gmr Airports Ltd.	INE776C01029		Transport Infrastructure	60241	65.20	0.20%		
115		Bharat Forge Ltd.	INE465A01025		Auto Components	4490	64.38	0.19%		
116		Marico Ltd.	INE196A01026		Agricultural Food & Other Products	8924	64.01	0.19%		
117		Bharat Heavy Electricals Ltd.	INE257A01026		Electrical Equipment	21608	62.80	0.19%		
118		Polyvac India Ltd.	INE455K01017		Industrial Products	833	62.20	0.19%		
119		FSN E-Commerce Ventures Ltd.	INE388Y01029		Retailing	23022	61.56	0.19%		
120		Havells India Ltd.	INE176B01034		Consumer Durables	4207	60.64	0.18%		
121		Shree Cements Ltd.	INE070A01015		Cement & Cement Products	223	58.87	0.18%		
122		Adani Energy Solutions Ltd.	INE931S01010		Power	5842	58.10	0.18%		
123		Aurobindo Pharma Ltd.	INE406A01037		Pharmaceuticals & Biotechnology	4675	57.22	0.17%		
124		Ambuja Cements Ltd.	INE079A01024		Cement & Cement Products	10327	56.79	0.17%		
125		Solar Industries India Ltd.	INE343H01029		Chemicals & Petrochemicals	409	54.28	0.16%		
126		The Phoenix Mills Ltd.	INE211B01039		Realty	3118	54.15	0.16%		
127		Hyundai Motor India Ltd.	INE06VF01027		Automobiles	2316	53.86	0.16%		
128		Lodha Developers Ltd.	INE670K01029		Realty	4688	53.82	0.16%		
129		Mphasis Ltd.	INE09H01014		Retailing	14219	53.79	0.16%		
130		Aikem Laboratories Ltd.	INE156A01018		IT - Software	1914	53.78	0.16%		
131		Alkermes Laboratories Ltd.	INE540L01014		Pharmaceuticals & Biotechnology	942	53.55	0.16%		
132		Godrej Properties Ltd.	INE484J01027		Realty	2525	53.37	0.16%		
133		Adani Green Energy Ltd.	INE364U01010		Power	5047	52.92	0.16%		
134		Voltas Ltd.	INE226A01021		Consumer Durables	3829	52.70	0.16%		
135		APL Apollo Tubes Ltd.	INE702C01027		Industrial Products	3026	52.02	0.16%		
136		MRF Ltd.	INE883A01011		Auto Components	34	51.82	0.16%		
137		Bosch Ltd.	INE323A01026		Auto Components	143	51.61	0.16%		
138		Indian Bank	INE562A01011		Banks	5873	51.11	0.15%		
139		Dabur India Ltd.	INE016A01026		Personal Products	9816	50.78	0.15%		
140		WAAREE Energies Ltd	INE377N01017							

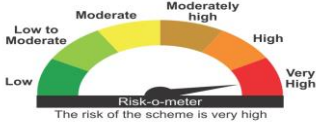
	A	B	C	D	E	F	G	H	I	J
143		Union Bank Of India	JNE592A01016	Banks		32007		49.03	0.15%	
144		Glenmark Pharmaceuticals Ltd.	JNE925A01035	Pharmaceuticals & Biotechnology		2508		48.84	0.15%	
145		Vishal Mega Mart Ltd.	JNE01EA01019	Retailing		35180		47.77	0.14%	
146		Colgate - Palmolive (India) Ltd.	JNE259A01022	Personal Products		2189		47.53	0.14%	
147		Prestige Estates Projects Ltd.	JNE811K01011	Realty		2817		47.22	0.14%	
148		SIEMENS ENERGY INDIA LTD	JNE1NPP01017	Electrical Equipment		1493		47.17	0.14%	
149		Coromandel International Ltd.	JNE169A01031	Fertilizers & Agrochemicals		1977		47.09	0.14%	
150		Hitachi Energy India Ltd.	JNE07Y701011	Electrical Equipment		209		46.12	0.14%	
151		ABB India Ltd.	JNE117A01022	Electrical Equipment		888		45.93	0.14%	
152		PI Industries Ltd.	JNE603I01030	Fertilizers & Agrochemicals		1348		45.78	0.14%	
153		360 One Wam Ltd.	JNE466I01038	Capital Markets		3867		45.68	0.14%	
154		Aditya Birla Capital Ltd.	JNE674K01013	Finance		12704		45.47	0.14%	
155		Vodafone Idea Ltd.	JNE669E01016	Telecom - Services		454277		45.29	0.14%	
156		JSW Energy Ltd.	JNE121E01018	Power		9087		44.39	0.13%	
157		SBI Cards & Payment Services Ltd.	JNE018E01016	Finance		4947		43.53	0.13%	
158		L&T Finance Ltd.	JNE498L01015	Finance		13830		43.16	0.13%	
159		NMDC Ltd.	JNE584A01023	Minerals & Mining		57507		42.52	0.13%	
160		KEI Industries Ltd.	JNE878B01027	Industrial Products		1025		42.49	0.13%	
161		Torrent Power Ltd.	JNE813H01021	Power		3211		42.20	0.13%	
162		Mankind Pharma Ltd.	JNE634S01028	Pharmaceuticals & Biotechnology		1868		42.06	0.13%	
163		Radico Khaitan Ltd.	JNE944F01028	Beverages		1302		41.74	0.13%	
164		Jindal Stainless Ltd.	JNE220G01021	Ferrous Metals		5388		41.53	0.13%	
165		Mahindra & Mahindra Financial Services Ltd.	JNE774D01024	Finance		10956		40.73	0.12%	
166		ICICI Prudential Life Insurance Company Ltd.	JNE726G01019	Insurance		6550		40.55	0.12%	
167		JK Cement Ltd.	JNE823G01014	Cement & Cement Products		699		40.24	0.12%	
168		Biocoon Ltd.	JNE376G01013	Pharmaceuticals & Biotechnology		10090		40.18	0.12%	
169		NHPC Ltd.	JNE848E01016	Power		52226		40.07	0.12%	
170		Page Industries Ltd.	JNE761H01022	Textiles & Apparels		104		39.89	0.12%	
171		Zyklus Lifesciences Ltd.	JNE010B01027	Pharmaceuticals & Biotechnology		4219		39.75	0.12%	
172		Jubilant Foodworks Ltd.	JNE797F01020	Leisure Services		6529		39.25	0.12%	
173		National Aluminium Company Ltd.	JNE139A01034	Non - Ferrous Metals		15093		39.24	0.12%	
174		Sona Blw Precision Forgings Ltd.	JNE405E01023	Auto Components		2993		39.06	0.12%	
175		Blue Star Ltd.	JNE073K01018	Auto Components		7507		38.40	0.12%	
176		Dalhivery Ltd.	JNE472A01039	Consumer Durables		2172		38.35	0.12%	
177		Oil India Ltd.	JNE148C01028	Transport Services		8891		37.91	0.11%	
178		Supreme Industries Ltd.	JNE274J01014	Oil		9002		37.15	0.11%	
179		Indian Railway Catering and Tourism Corporation Ltd.	JNE195A01028	Industrial Products		1086		36.83	0.11%	
180		Indian Railway Finance Corporation Ltd.	JNE053F01010	Finance		30685		36.09	0.11%	
181		Tata Communications Ltd.	JNE151A01013	Telecom - Services		1959		35.57	0.11%	
182		Navin Fluorine International Ltd.	JNE048G01026	Chemicals & Petrochemicals		618		35.44	0.11%	
183		Indian Railway Catering and Tourism Corporation Ltd.	JNE335Y01020	Leisure Services		5098		34.97	0.11%	
184		Mazagon Dock Shipbuilders Ltd	JNE249Z01020	Industrial Manufacturing		1285		34.43	0.10%	
185		Hindustan Zinc Ltd.	JNE267A01025	Non - Ferrous Metals		7086		34.40	0.10%	
186		Petronet LNG Ltd.	JNE347G01014	Gas		12578		34.19	0.10%	
187		IPCA Laboratories Ltd.	JNE571A01038	Pharmaceuticals & Biotechnology		2339		33.99	0.10%	
188		KPIIT Technologies Ltd	JNE044A01011	IT - Software		2758		33.71	0.10%	
189		City Union Bank Ltd.	JNE114A01011	Ferrous Metals		24244		32.69	0.10%	
190		Kalyan Jewellers India Ltd.	JNE491A01021	Banks		12055		32.63	0.10%	
191		Patanjali Foods Ltd.	JNE703R01014	Consumer Durables		6403		32.37	0.10%	
192		Oboroi Realty Ltd.	JNE519A01035	Agricultural Food & Other Products		5654		32.19	0.10%	
193		Oboroi Realty Ltd.	JNE093I01010	Realty		1951		32.12	0.10%	
194		Oracle Financial Services Software Ltd.	JNE881D01027	IT - Software		393		31.87	0.10%	
195		Computer Age Management Services Ltd.	JNE596I01012	Capital Markets		804		31.15	0.09%	
196		RBL Bank Ltd.	JNE976G01028	Banks		9951		31.07	0.09%	
197		Cholamandalam Financial Holdings Ltd.	JNE149A01033	Finance		1669		30.82	0.09%	
198		Balkrishna Industries Ltd.	JNE787D01026	Auto Components		1329		30.67	0.09%	
199		Rail Vikas Nigam Ltd.	JNE415G01027	Construction		9441		30.59	0.09%	
200		Bank Of India	JNE084A01016	Banks		20616		30.32	0.09%	
201		Tata Elxsi Ltd.	JNE670A01012	IT - Software		585		30.17	0.09%	
202		Astral Ltd.	JNE006I01046	Industrial Products		2072		29.83	0.09%	
203		Container Corporation Of India Ltd.	JNE111A01025	Transport Services		5748		29.40	0.09%	
204		Angel One Ltd.	JNE732I01013	Capital Markets		1079		29.17	0.09%	
205		Crompton Greaves Consumer Electricals Ltd.	JNE299U01018	Consumer Durables		10798		28.65	0.09%	
206		Life Insurance Corporation of India	JNE572E01012	Finance		3145		28.48	0.09%	
207		PNB Housing Finance Ltd.	JNE011H01017	Insurance		3182		28.45	0.09%	
208		Keynes Technology India Ltd.	JNE318Z01012	Industrial Manufacturing		516		28.33	0.09%	
209		Exide Industries Ltd.	JNE302A01020	Auto Components		7555		28.23	0.09%	
210		Krishna Institute of Medical Sciences	JNE967H01025	Healthcare Services		4093		28.05	0.08%	
211		Redington (India) Ltd.	JNE891D01026	Commercial Services & Supplies		9964		28.02	0.08%	
212		Adani total gas Ltd.	JNE399L01023	Gas		4611		27.96	0.08%	
213		Apollo Tyres Ltd.	JNE438A01022	Auto Components		5432		27.91	0.08%	
214		LIC Housing Finance Ltd.	JNE115A01026	Finance		5074		27.86	0.08%	
215		Lloyds Metals & Energy Ltd.	JNE281B01032	Minerals & Mining		2194		26.79	0.08%	
216		Schaeffler India Ltd.	JNE513A01022	Auto Components		681		26.56	0.08%	
217		Berger Paints India Ltd.	JNE463A01038	Consumer Durables		4692		26.55	0.08%	
218		Dalmia Bharat Ltd.	JNE00R701025	Cement & Cement Products		1321		26.54	0.08%	
219		Manappuram Finance Ltd.	JNE522D01027	Finance		9227		26.29	0.08%	
220		Nippon Life India Asset Management Ltd	JNE298J01013	Capital Markets		2986		26.16	0.08%	
221		Apar Industries Ltd.	JNE372A01015	Electrical Equipment		282		25.81	0.08%	
222		Abbott India Ltd.	JNE358A01014	Pharmaceuticals & Biotechnology		85		25.56	0.08%	
223		Motilal Oswal Financial Services Ltd.	JNE338I01027	Capital Markets		2614		25.09	0.08%	
224		Neuland Laboratories Ltd.	JNE794A01010	Pharmaceuticals & Biotechnology		144		24.97	0.08%	
225		Aster DM Healthcare Ltd.	JNE514M01019	Healthcare Services		3736		24.87	0.08%	
226		ATA Engineering Ltd.	JNE212H01026	Industrial Products		641		24.72	0.07%	
227		Amber Enterprises India Ltd.	JNE371P01015	Consumer Durables		341		24.53	0.07%	
228		J.B.Chemicals & Pharmaceuticals Ltd.	JNE572A01036	Pharmaceuticals & Biotechnology		1364		24.15	0.07%	
229		Cochin Shipyard Ltd.	JNE704P01025	Industrial Manufacturing		1411		23.51	0.07%	
230		Kfin Technologies Ltd.	JNE138Y01010	Capital Markets		2224		23.50	0.07%	
231		Indraprastha Gas Ltd.	JNE203G01027	Gas		11740		23.42	0.07%	
232		Gujarat Fluorochemicals Ltd.	JNE09N301011	Chemicals & Petrochemicals		681		23.35	0.07%	
233		Gland Pharma Ltd.	JNE068V01023	Pharmaceuticals & Biotechnology		1326		23.33	0.07%	
234		Bharat Dynamics Ltd.	JNE171Z01026	Aerospace & Defense		1536		23.25	0.07%	
235		Poonawalla Fincorp Ltd.	JNE511C01022	Finance		4834		23.21	0.07%	
236		Kalpataru Projects International Ltd	JNE220B01022	Construction		1890		22.67	0.07%	
237		IIFL Finance Ltd.	JNE530B01024	Finance		3849		22.28	0.07%	
238		Bharti Hexacom Ltd.	JNE343G01021	Telecom - Services		1257		22.20	0.07%	
239		Narayana Hrudayalaya Ltd.	JNE410P01011	Healthcare Services		1131		22.00	0.07%	
240		Bandhan Bank Ltd.	JNE545U01014	Banks		14590		21.93	0.07%	
241		Inox Wind Ltd.	JNE066P01011	Electrical Equipment		16217		21.81	0.07%	
242		The Ramco Cements Ltd.	JNE321A01037	Cement & Cement Products		2100		21.79	0.07%	
243		Escorts Kubota Ltd.	JNE042A01014	Agricultural, Commercial & Construction Vehicles		562		21.45	0.06%	
244		Linde India Ltd.	JNE473A01011	Chemicals & Petrochemicals		357		21.30	0.06%	
245		Brigade Enterprises Ltd.	JNE791I01019	Realty		2337		20.93	0.06%	
246		Tata Chemicals Ltd.	JNE092A01019	Chemicals & Petrochemicals		2606		20.86	0.06%	
247		Syngene International Ltd.	JNE398R01022	Healthcare Services		3176		20.61	0.06%	
248		General Insurance Corporation of India	JNE481Y01014	Insurance		5296		20.51	0.06%	
249		L&T Technology Services Ltd.	JNE010V01017	IT - Services		462		20.50	0.06%	
250		United Breweries Ltd.	JNE686F01025	Beverages		1197		20.25	0.06%	
251		Housing & Urban Development Corporation Ltd.	JNE031A01017	Finance		8393		20.10	0.06%	
252		NBCC (India) Ltd.	JNE095N01031	Construction		17207		20.08	0.06%	
253		Procter & Gamble Hygiene and Health Care Ltd.	JNE179A01014	Personal Products		157		20.01	0.06%	
254		K.P.R. Mill Ltd.	JNE148I01020	Finance		12920		19.87	0.06%	
255		Amara Raja Energy and Mobility Ltd.	JNE930H01031	Textiles & Apparels		1834		19.79	0.06%	
256		Godfrey Phillips India Ltd.	JNE85A01032	Auto Components		2056		19.56	0.06%	
257		Tata Technologies Ltd.	JNE269B01028	Cigarettes & Tobacco Products		680		19.53	0.06%	
258		Motherson Sumi Wiring India Ltd.	JNE0FS01015	Auto Components		42265		19.31	0.06%	
259		Authum Investment & Infrastructure Ltd	JNE206F01022	Finance		712		19.30	0.06%	
260		Dr Lal Pathlabs Ltd.	JNE600L01024	Healthcare Services		632		19.30	0.06%	
261		ACC Ltd.	JNE012A01025	Cement & Cement Products		1039		19.22	0.06%	
262		Piramal Pharma Ltd.	JNE0K501011	Pharmaceuticals & Biotechnology		10255		19.21	0.06%	
263		Premier Energies Ltd.	JNE0B5701011	Electrical Equipment		1965		19.16	0.06%	
264		Timken India Ltd.	JNE325A01013	Industrial Products		605		19.08	0.06%	
265		Anand Rath's Wealth Ltd.	JNE463V01026	Capital Markets		654		18.90	0.06%	
266		Nuvama Wealth & Investment Ltd.	JNE531F01015	Capital Markets		253		18.87	0.06%	
267		Indian Renewable Energy Development Agency Ltd	JNE202E01016	Finance		13192		18.84	0.06%	
268		The Great Eastern Shipping Company Ltd.	JNE017A01032	Transport Services		1700		18.79	0.06%	
269		Star Health & Allied Insurance	JNE575P01011	Insurance		3845		18.77	0.06%	
270		Indian Energy Exchange Ltd.	JNE439A01020	Auto Components		1834		18.69	0.06%	
271		Thermax Ltd.	JNE152A01029	Electrical Equipment		639		18.66	0.06%	
272		Wellpup Corp Ltd.	JNE191B01025	Industrial Products		2166		18.54	0.06%	
273		Elgi Equipments Ltd.	JNE285A01027	Industrial Products		3614		18.46	0.06%	
274		Five-Star Business Finance Ltd.	JNE128S01021	Finance		3111		18.38	0.06%	
275		Ajanta Pharma Ltd.	JNE031B01049	Pharmaceuticals & Biotechnology		712		18.20	0.05%	
276		PTC Industries Ltd.	JNE596F01018	Industrial Products		100		18.16	0.05%	
277		Firstsource Solutions Ltd.	JNE684F01012	Commercial Services & Supplies		5260		18.13	0.05%	
278		Hindustan Copper Ltd.	JNE531E01026	Non - Ferrous Metals		5514		18.03	0.05%	
279		CRISIL Ltd.	JNE007A01025	Finance		404		17.89	0.05%	
280		CESC Ltd.	JNE486A01021	Power		10449				

	A	B	C	D	E	F	G	H	I	J
285		Affle India Ltd.	INE09WC01027	IT - Services		1061		17.62		0.05%
286		Enami Ltd.	INE548C01022	Personal Products		3213		17.57		0.05%
287		Glaxosmithkline Pharmaceuticals Ltd.	INE159A01016	Pharmaceuticals & Biotechnology		681		17.48		0.05%
288		Global Health Ltd.	INE474Q01031	Healthcare Services		1396		17.39		0.05%
289		Sundram Fasteners Ltd.	INE387A01021	Auto Components		1832		17.15		0.05%
290		Wockhardt Ltd.	INE049B01025	Pharmaceuticals & Biotechnology		1389		17.13		0.05%
291		Himadri Speciality Chemical Ltd.	INE019C01026	Chemicals & Petrochemicals		3892		17.06		0.05%
292		HBIL Engineering Ltd.	INE292B01021	Industrial Products		1906		16.91		0.05%
293		LMW Ltd.	INE269B01029	Industrial Manufacturing		112		16.91		0.05%
294		Intellect Design Arena Ltd.	INE306R01017	IT - Software		1515		16.85		0.05%
295		ZF Commercial Vehicle Control Systems India Ltd	INE342J01019	Auto Components		127		16.77		0.05%
296		Tata Investment Corporation Ltd.	INE672A01026	Finance		2206		16.44		0.05%
297		Carborundum Universal Ltd.	INE120A01034	Industrial Products		1916		16.40		0.05%
298		3M India Ltd.	INE470A01017	Diversified		47		16.33		0.05%
299		Ecdex Services Ltd.	INE738I01010	Commercial Services & Supplies		359		16.33		0.05%
300		Aegia Logistics Ltd.	INE208C01025	Gas		2119		16.18		0.05%
301		Bajaj Housing Finance Ltd.	INE177H01014	Finance		15372		16.16		0.05%
302		Cyient Ltd.	INE136R01020	IT - Services		1415		15.88		0.05%
303		Pg Electroplast Ltd.	INE457L01029	Consumer Durables		2661		15.72		0.05%
304		Zee Entertainment Enterprises Ltd.	INE256A01028	Entertainment		15465		15.69		0.05%
305		Atul Ltd.	INE100A01010	Chemicals & Petrochemicals		266		15.62		0.05%
306		Castrol India Ltd.	INE172A01027	Petroleum Products		8128		15.61		0.05%
307		Kirloskar Oil Engines Ltd.	INE146L01010	Industrial Products		1388		15.61		0.05%
308		Audhya Birla Real Estate Ltd.	INE055A01016	Paper, Forest & Jute Products		880		15.60		0.05%
309		Endurance Technologies Ltd.	INE0913H01037	Auto Components		589		15.57		0.05%
310		Deepak Fertilizers and Petrochemicals Corporation Ltd.	INE501A01019	Chemicals & Petrochemicals		1122		15.37		0.05%
311		Bank Of Maharashtra	INE457A01014	Banks		25800		15.11		0.05%
312		KEC International Ltd.	INE389H01022	Construction		2187		15.00		0.05%
313		Go Digit General Insurance Ltd	INE03JT01014	Insurance		4181		14.96		0.05%
314		Jubilant Pharmova Sciences Ltd	INE700A01033	Pharmaceuticals & Biotechnology		1362		14.87		0.04%
315		Sai Life Sciences Ltd.	INE570L01029	Pharmaceuticals & Biotechnology		1678		14.85		0.04%
316		Data Patterns India Ltd.	INE01X101010	Aerospace & Defense		497		14.78		0.04%
317		NTPC Green Energy Ltd	INE00N501011	Power		15545		14.76		0.04%
318		Home First Finance Company India Ltd.	INE481N01025	Finance		1316		14.64		0.04%
319		Kajaria Ceramics Ltd.	INE217B01026	Consumer Durables		1363		14.54		0.04%
320		Craftsman Automation Ltd.	INE00LO01017	Auto Components		204		14.34		0.04%
321		IRB Infrastructure Developers Ltd.	INE821I01022	Construction		33424		14.34		0.04%
322		JSW Infrastructure Ltd	INE880J01026	Transport Infrastructure		5283		14.29		0.04%
323		Jyoti CNC Automation Ltd	INE9800C01024	Industrial Manufacturing		1411		14.28		0.04%
324		Zensar Technologies Ltd.	INE520A01027	IT - Software		1905		14.27		0.04%
325		Adani Wilmar Ltd	INE699H01024	Agricultural Food & Other Products		5449		14.12		0.04%
326		Gujarat State Petronet Ltd.	INE246F01010	Gas		4826		13.87		0.04%
327		Granules India Ltd.	INE101D01020	Pharmaceuticals & Biotechnology		2441		13.58		0.04%
328		CEAT Ltd.	INE482A01020	Auto Components		352		13.55		0.04%
329		Inventurus Knowledge Solutions Ltd.	INE1150Q1022	IT - Services		805		13.53		0.04%
330		Garden Reach Shipbuilders & Engineers Ltd.	INE382Z01011	Aerospace & Defense		480		13.41		0.04%
331		Anant Raj Ltd	INE242C01024	Realty		2302		13.27		0.04%
332		Lemon Tree Hotels Ltd.	INE970X01018	Leisure Services		8371		13.25		0.04%
333		Maharashtra Scooters Ltd.	INE258A01013	Finance		90		13.22		0.04%
334		Natco Pharma Ltd.	INE587B01026	Pharmaceuticals & Biotechnology		1501		13.18		0.04%
335		Honeywell Automation India Ltd.	INE671A01010	Industrial Manufacturing		37		13.15		0.04%
336		Aarti Industries Ltd.	INE769A01020	Chemicals & Petrochemicals		3405		13.02		0.04%
337		NLC India Ltd.	INE589A01014	Power		5348		13.00		0.04%
338		Sagility India Ltd	INE0W2G01015	IT - Services		25909		12.96		0.04%
339		JSW Holdings Ltd.	INE824G01012	Finance		63		12.75		0.04%
340		Usha Martin Ltd.	INE228A01035	Industrial Products		2964		12.69		0.04%
341		PVR INOX Ltd.	INE191H01014	Entertainment		1185		12.66		0.04%
342		Aptus Value Housing Finance	INE8520C01025	Finance		4531		12.65		0.04%
343		Pfizer Ltd.	INE182A01018	Pharmaceuticals & Biotechnology		253		12.58		0.04%
344		Poly Medicare Ltd	INE205C01021	Healthcare Equipment & Supplies		645		12.56		0.04%
345		Can Fin Homes Ltd.	INE477A01020	Finance		1406		12.44		0.04%
346		Capri Global Capital Ltd.	INE180C01042	Finance		6451		12.17		0.04%
347		CreditAccess Grameen Ltd.	INE741K01010	Finance		910		12.16		0.04%
348		EDIL Ltd.	INE230A01023	Leisure Services		3251		12.16		0.04%
349		Grindwell Norton Ltd.	INE536A01023	Industrial Products		779		12.13		0.04%
350		TVS Holdings Ltd.	INE105A01035	Finance		84		12.08		0.04%
351		CCL Products (India) Ltd.	INE421D01022	Agricultural Food & Other Products		1186		11.98		0.04%
352		Cohance Lifesciences Ltd	INE03QK01018	Pharmaceuticals & Biotechnology		2117		11.95		0.04%
353		Indiamart Intermesh Ltd.	INE9335D01016	Retailing		513		11.87		0.04%
354		Gillette India Ltd.	INE322A01010	Personal Products		136		11.81		0.04%
355		BEML Ltd.	INE258A01024	Agricultural, Commercial & Construction Vehicles		642		11.74		0.04%
356		NCC Ltd.	INE868B01028	Construction		6844		11.73		0.04%
357		Sonata Software Ltd.	INE269A01021	IT - Software		3245		11.60		0.04%
358		Sobha Ltd.	INE671H01015	Realty		753		11.59		0.04%
359		HFCL Ltd.	INE548A01028	Telecom - Services		16453		11.55		0.03%
360		Gujarat Gas Ltd.	INE844Q01030	Gas		2886		11.42		0.03%
361		Rainbow Childrens Medicare Ltd	INE961Q01016	Healthcare Services		834		11.34		0.03%
362		Mahanagar Gas Ltd.	INE0025S01010	Gas		944		11.32		0.03%
363		Chemical Fertilizers & Chemicals Ltd.	INE085A01013	Fertilizers & Agrochemicals		2553		11.23		0.03%
364		Whisper of India Ltd.	INE716A01013	Consumer Durables		1042		11.22		0.03%
365		Tiagarth Rail Systems Ltd.	INE515H01020	Industrial Manufacturing		1332		11.01		0.03%
366		Eris Lifesciences Ltd.	INE406M01024	Pharmaceuticals & Biotechnology		685		10.93		0.03%
367		Brainbees Solutions Ltd.	INE52RE01045	Retailing		3588		10.85		0.03%
368		Chalet Hotels Ltd.	INE427P01016	Leisure Services		1209		10.70		0.03%
369		Zen Technologies Ltd.	INE251B01027	Aerospace & Defense		757		10.64		0.03%
370		V-Guard Industries Ltd.	INE951I01027	Consumer Durables		3071		10.58		0.03%
371		Bata India Ltd.	INE176A01028	Consumer Durables		1056		10.55		0.03%
372		Birlasoft Ltd.	INE836A01035	IT - Software		2750		10.45		0.03%
373		Swan Corp Ltd.	INE665A01038	Chemicals & Petrochemicals		2313		10.37		0.03%
374		Techno Electric & Engineering Company Ltd.	INE285K01026	Construction		858		10.35		0.03%
375		Ratnamani Metals & Tubes Ltd.	INE703B01027	Industrial Products		434		10.30		0.03%
376		Triveni Turbine Ltd.	INE152M01016	Electrical Equipment		1919		10.30		0.03%
377		Aavas Financiers Ltd.	INE216P01012	Finance		663		10.26		0.03%
378		DCM Shriram Ltd.	INE499A01024	Diversified		836		10.21		0.03%
379		SKF India Industrial Ltd	INE238701016	Industrial Products		388		10.15		0.03%
380		Jubilant Ingrevia Ltd.	INE0BY01018	Chemicals & Petrochemicals		1415		10.01		0.03%
381		Alcons Infrastructure Ltd.	INE101B01011	Construction		2467		9.98		0.03%
382		Hatsun Agro Product Ltd.	INE473B01035	Food Products		933		9.84		0.03%
383		Bayer Cropscience Ltd.	INE42A01022	Fertilizers & Agrochemicals		211		9.80		0.03%
384		Sapphire Foods India Ltd	INE806T01020	Leisure Services		3934		9.78		0.03%
385		Sumitomo Chemical India Ltd.	INE258G01013	Fertilizers & Agrochemicals		2092		9.74		0.03%
386		Medplus Health Services Ltd	INE804L01022	Retailing		1204		9.73		0.03%
387		Jm Financial Ltd.	INE780C01023	Finance		6574		9.56		0.03%
388		Ramkrishna Forgings Ltd	INE399G01023	Auto Components		1730		9.52		0.03%
389		Shyam Metals & Energy Ltd	INE810G01011	Industrial Products		1170		9.52		0.03%
390		PCBL Chemical Ltd.	INE602A01031	Chemicals & Petrochemicals		2912		9.47		0.03%
391		Newgen Software Technologies Ltd.	INE619B01017	IT - Software		1069		9.42		0.03%
392		Astrazeneca Pharma India Ltd.	INE203A01020	Pharmaceuticals & Biotechnology		104		9.41		0.03%
393		Finolex Cables Ltd.	INE235A01022	Industrial Products		1256		9.41		0.03%
394		TBO Tek Ltd.	INE6730C01025	Leisure Services		564		9.32		0.03%
395		Dreyani International Ltd	INE872J01023	Leisure Services		6818		9.24		0.03%
396		SVM Ltd.	INE002L01015	Power		11863		9.24		0.03%
397		Sun TV Network Ltd.	INE424H01027	Entertainment		1652		9.18		0.03%
398		Engineers India Ltd.	INE510A01028	Construction		4618		9.10		0.03%
399		IDBI Bank Ltd.	INE08A01015	Banks		8016		9.04		0.03%
400		Aditya Birla Sun Life AMC Ltd.	INE40A01024	Capital Markets		1210		8.90		0.03%
401		Iron International Ltd.	INE962Y01021	Construction		5520		8.88		0.03%
402		CIE Automotive India Ltd	INE536H01010	Auto Components		2099		8.65		0.03%
403		Balrampur Chini Mills Ltd.	INE119A01028	Agricultural Food & Other Products		1930		8.64		0.03%
404		Olectra Greentech Ltd	INE260D01016	Automobiles		688		8.61		0.03%
405		JK Lakshmi Cement Ltd.	INE786A01032	Cement & Cement Products		1127		8.55		0.03%
406		Ola Electric Mobility Ltd.	INE0LXG01040	Automobiles		20713		8.53		0.03%
407		Metropolis Healthcare Ltd.	INE112L01020	Healthcare Services		434		8.39		0.03%
408		Alembic Pharmaceuticals Ltd.	INE901L01018	Pharmaceuticals & Biotechnology		923		8.37		0.03%
409		Aadhar Housing Finance Ltd.	INE883F01010	Finance		1739		8.37		0.03%
410		Finolex Industries Ltd.	INE183A01024	Industrial Products		4682		8.36		0.03%
411		Century Plyboards (India) Ltd.	INE348B01021	Consumer Durables		1006		8.04		0.02%
412		NHPC Steel Ltd.	INE0NN501018	Ferrous Metals		19169		8.02		0.02%
413		Kansai Nerolac Paints Ltd.	INE531A01029	Consumer Durables		3390		8.01		0.02%
414		Concord Biotech Ltd.	INE338H01024	Pharmaceuticals & Biotechnology		561		7.97		0.02%
415		The Jammu & Kashmir Bank Ltd.	INE168A01041	Banks		7387		7.90		0.02%
416		Welspun India Ltd.	INE192B01031	Textiles & Apparel		5308		7.89		0.02%
417		UTI Asset Management Co Ltd	INE094J01016	Capital Markets		687		7.84		0.02%
418		BASF India Ltd.	INE373A01013	Chemicals & Petrochemicals		188		7.82		0.02%
419		Godrej Industries Ltd.	INE233A01035	Diversified		734		7.71		0.02%
420		RR Kabel Ltd.	INE777K01022	Industrial Products		550		7.71		0.02%
421		Minda Corporation Ltd.	INE842C01021	Auto Components		1323		7.69		0.02%
422		Doms Industries Ltd	INE321T01012	Household Products		305		7.67		0.02%
423		Procter & Gamble Health Ltd.	INE199A01012	Pharmaceuticals & Biotechnology						

	A	B	C	D	E	F	G	H	I	J
427		Metro Brands Ltd.	INE117B01021		Consumer Durables	639		7.48	0.02%	
428		SKF India Ltd.	INE540A01023		Auto Components	389		7.45	0.02%	
429		Vardhman Textiles Ltd.	INE825A01020		Textiles & Apparel	1697		7.41	0.02%	
430		Signatureglobal (India) Ltd.	INE903U01023		Realty	659		7.35	0.02%	
431		HEG Ltd.	INE545A01024		Industrial Products	1391		7.34	0.02%	
432		Chemical Petroleum Corporation Ltd.	INE178A01016		Petroleum Products	799		7.32	0.02%	
433		Kirloskar Brothers Investment Ltd.	INE732A01036		Industrial Products	426		7.19	0.02%	
434		The New India Assurance Company Ltd.	INE470Y01017		Insurance	4145		7.08	0.02%	
435		Aditya Birla Fashion and Retail Ltd.	INE647C01011		Retailing	9005		7.03	0.02%	
436		Gujarat Narmada Valley Fertilizers and Chemicals Ltd.	INE113A01013		Chemicals & Petrochemicals	1404		6.99	0.02%	
437		Gujarat State Fertilizers and Chemicals Ltd.	INE026A01025		Fertilizers & Agrochemicals	3742		6.93	0.02%	
438		Schneider Electric Infrastructure Ltd.	INE839M01018		Electrical Equipment	962		6.89	0.02%	
439		Happiest Minds Technologies Ltd.	INE419U01012		IT - Software	1379		6.88	0.02%	
440		Vinati Organics Ltd.	INE410B01037		Chemicals & Petrochemicals	434		6.85	0.02%	
441		Jyothy Labs Ltd.	INE668F01031		Household Products	2278		6.84	0.02%	
442		Action Construction Equipment Ltd.	INE731H01025		Agricultural, Commercial & Construction Vehicles	679		6.74	0.02%	
443		Tejas Networks Ltd.	INE910J01012		Telecom - Equipment & Accessories	1363		6.73	0.02%	
444		Supreme Petrochem Ltd.	INE563A01033		Chemicals & Petrochemicals	1940		6.67	0.02%	
445		Honasa Consumer Ltd.	INE0J5A01028		Personal Products	2290		6.64	0.02%	
446		BLS International Services Ltd.	INE153T01027		Leisure Services	2002		6.60	0.02%	
447		Sanofi India Ltd.	INE058A01010		Pharmaceuticals & Biotechnology	150		6.59	0.02%	
448		Praj Industries Ltd.	INE074A01025		Industrial Manufacturing	2065		6.53	0.02%	
449		Tanla platforms Ltd.	INE483C01032		IT - Software	1174		6.50	0.02%	
450		Central Bank Of India	INE483A01010		Banks	16698		6.41	0.02%	
451		Westlife Development Ltd.	INE274F01020		Leisure Services	1124		6.37	0.02%	
452		Caplin Point Laboratories Ltd.	INE475E01026		Pharmaceuticals & Biotechnology	331		6.33	0.02%	
453		Jindal Saw Ltd.	INE324A01032		Industrial Products	3861		6.28	0.02%	
454		Indian Overseas Bank	INE565A01014		Banks	16148		6.26	0.02%	
455		Mastek Ltd.	INE759A01021		IT - Software	280		6.20	0.02%	
456		Vedant Fashions Ltd.	INE825V01034		Retailing	1018		6.19	0.02%	
457		Graphite India Ltd.	INE371A01025		Industrial Products	1114		6.18	0.02%	
458		Latent View Analytics Ltd.	INE017C01011		IT - Software	1212		6.04	0.02%	
459		Nuvoco Vistas Corporation Ltd.	INE118D01016		Cement & Cement Products	1677		5.98	0.02%	
460		Emure Pharmaceuticals Ltd.	INE168P01015		Pharmaceuticals & Biotechnology	413		5.84	0.02%	
461		UCO Bank	INE591A01018		Banks	18927		5.83	0.02%	
462		Trident Ltd.	INE064C01022		Textiles & Apparel	20512		5.79	0.02%	
463		Jupiter Wagons Ltd.	INE209L01016		Industrial Manufacturing	1993		5.69	0.02%	
464		Blue Dart Express Ltd.	INE233B01017		Transport Services	99		5.66	0.02%	
465		Fine Organic Industries Ltd.	INE686Y01026		Chemicals & Petrochemicals	128		5.65	0.02%	
466		IFCI Ltd.	INE039A01010		Finance	10845		5.53	0.02%	
467		International Gemmological Institute (India) Ltd.	INE0Q9301021		Commercial Services & Supplies	1667		5.48	0.02%	
468		Cera Sanitaryware Ltd.	INE739E01017		Consumer Durables	97		5.37	0.02%	
469		RITES Ltd.	INE320J01015		Construction	2256		5.35	0.02%	
470		Birla Corporation Ltd.	INE340A01012		Cement & Cement Products	477		5.34	0.02%	
471		Zydus Wellness Ltd.	INE768C01028		Food Products	1227		5.29	0.02%	
472		Garware Technical Fibres Ltd.	INE276A01018		Textiles & Apparel	749		5.27	0.02%	
473		Alco Nobel India Ltd.	INE133A01011		Consumer Durables	152		5.04	0.02%	
474		Network18 Media & Investments Ltd.	INE870H01013		Entertainment	11120		5.01	0.02%	
475		Relaxo Footwears Ltd.	INE131B01039		Consumer Durables	1210		4.96	0.01%	
476		Ingersoll - Rand (India) Ltd	INE177A01018		Industrial Products	132		4.93	0.01%	
477		Aether Industries Ltd.	INE08W01014		Chemicals & Petrochemicals	555		4.87	0.01%	
478		Sterling And Wilson Renewable Energy Ltd.	INE0G0201021		Construction	2114		4.78	0.01%	
479		C.E.Info Systems Ltd.	INE0BV301023		IT - Software	284		4.77	0.01%	
480		Bombay Burmah Trading Corporation Ltd.	INE050A01025		Food Products	257		4.71	0.01%	
481		Orient Refractories Ltd.	INE743M01012		Industrial Products	1004		4.66	0.01%	
482		Mangalore Refinery and Petrochemicals Ltd.	INE103A01014		Petroleum Products	2939		4.64	0.01%	
483		Tata Teleservices (Maharashtra) Ltd.	INE517B01013		Telecom - Services	8524		4.42	0.01%	
484		Godrej Agrovet Ltd.	INE850D01014		Food Products	741		4.40	0.01%	
485		G R Infraprojects Ltd.	INE201P01022		Construction	405		4.36	0.01%	
486		TIK Prestige Ltd.	INE690A01028		Consumer Durables	666		4.28	0.01%	
487		Varroc Engineering Ltd.	INE665L01035		Auto Components	640		4.23	0.01%	
488		Cello World Ltd.	INE0LMW01024		Consumer Durables	703		4.19	0.01%	
489		JBM Auto Ltd	INE927D01051		Auto Components	674		4.14	0.01%	
490		Maharashtra Seamless Ltd.	INE271B01025		Industrial Products	674		3.97	0.01%	
491		Campus Activewear Ltd.	INE278Y01022		Consumer Durables	1434		3.96	0.01%	
492		Aiskyl Amines Chemicals Ltd.	INE150B01039		Chemicals & Petrochemicals	231		3.88	0.01%	
493		KNR Constructions Ltd.	INE534I01029		Construction	2405		3.85	0.01%	
494		Esab India Ltd.	INE284A01012		Industrial Products	67		3.79	0.01%	
495		KAMA Holdings Ltd.	INE411F01010		Finance	129		3.74	0.01%	
496		Sheela Foam Ltd.	INE916U01025		Consumer Durables	619		3.71	0.01%	
497		Alok Industries Ltd.	INE270A01029		Textiles & Apparel	20819		3.52	0.01%	
498		Galaxy Surfactants Ltd.	INE600K01018		Chemicals & Petrochemicals	172		3.48	0.01%	
499		Clean Science & Technology Ltd.	INE227W01023		Chemicals & Petrochemicals	374		3.42	0.01%	
500		Rashtriya Chemicals and Fertilizers Ltd.	INE027A01015		Fertilizers & Agrochemicals	2313		3.27	0.01%	
501		The India Cements Ltd.	INE383A01012		Cement & Cement Products	831		3.26	0.01%	
502		Ventive Hospitality Ltd	INE781S01027		Leisure Services	430		3.13	0.01%	
503		Star Cement Ltd.	INE460H01021		Cement & Cement Products	1355		3.05	0.01%	
504		Just Dial Ltd.	INE599M01018		Retailing	370		2.73	0.01%	
505		Punjab & Sind Bank	INE608A01012		Banks	7140		2.14	0.01%	
506		MUTC Ltd.	INE123F01029		Commercial Services & Supplies	2515		1.52	^	
507		ITI Ltd.	INE248A01017		Telecom - Equipment & Accessories	322		1.00	^	
508		KIOCL Ltd.	INE880L01014		Ferrous Metals	101		0.36	^	
509										
510		Unlisted						NII	NII	
511										
512		Debt Instruments						1.57	^	
513										
514		Listed / Awaiting Listing On Stock Exchanges						NII	NII	
515										
516		Securitized Debt Instruments						NII	NII	
517										
518		Privately Placed/Unlisted						1.57	^	
519		Non Convertible Preference Shares								
520		TVS Motor Company Ltd.	INE494B04019		Automobiles	15452		1.57	^	
521										
522		Term Deposits						NII	NII	
523										
524		Deposits (maturity not exceeding 91 days)						NII	NII	
525										
526		Deposits (Placed as Margin)						NII	NII	
527										
528		Money Market Instruments						NII	NII	
529										
530		Certificate of Deposits						NII	NII	
531										
532		Commercial Papers						NII	NII	
533										
534		Treasury Bills						NII	NII	
535										
536		Units of Real Estate Investment Trust (REITs)						NII	NII	
537										
538		Units of an Alternative Investment Fund (AIF)						NII	NII	
539										
540		TREPS						6.32	0.02%	
541										
542		Net Current Assets						-3.03	-0.01%	
543		Total Net Assets						3310.62	100.00%	
544										
545										
546		Non-Convertible debentures / Bonds & Zero Coupon Bonds / Deep Discount Bonds / Certificate of Deposits / Commercial Papers are considered as Traded based on the information provided by external agencies.								
547		^ Value Less than 0.01% of NAV in absolute terms.								
548		For the Instrument/security whose final ISIN is yet to be assigned, disclosure of ISIN has been made as per the details provided by external agencies.								
549		@ As per AMFI Best Practices Guidelines Circular No. 91/ 2020 - 21 dated March 24, 2021 on Valuation of AT-1 Bonds and Tier 2 Bonds, Yield to call is disclosed for AT-1 Bonds and Tier 2 Bonds issued by Banks as provided by Valuation agencies.								
550		For Instances of Deviation In valuation of Securities as per SEBI master circular ref no SEBI/HO/IMD/IMD-Po-1/P/CI/R/2024/90 dated June 27, 2024. Refer link: https://www.icicpramc.com/about-us/statutory-disclosuresCurrentTabFilter=OtherDisclosures&subCatTabFilter=deviationvaluationofsecurities								
551		Scheme Riskometer								
552										
553										
554										
555										
556										
557										
558										
559										
560										
561										
562										
563										
564										
565										
566		Benchmark Riskometer								
567		Benchmark name - BSE 500 TRI 1								

	A	B	C	D	E	F	G	H	I	J
568										
569										
570										
571										
572										
573										
574										
575										
576										
577										
578										
579										



	A	B	C	D	E	F	G	H	I	J
1		ICICI Prudential Mutual Fund								
2		ICICI Prudential Nifty Private Bank ETF								
3		Portfolio as on Nov 30,2025								
4		Company / Issuer / Instrument Name	ISIN	Coupon	Industry / Rating	Quantity	Exposure / Market Value(Rs.Lakh)	% to Nav	Yield of the instrument	Yield to Call @
5		Equity & Equity Related Instruments					340609.29	100.00%		
6										
7		Listed / Awaiting Listing On Stock Exchanges					340609.29	100.00%		
8		HDFC Bank Ltd.	INE040A01034		Banks	7079645	71334.50	20.94%		
9		Axis Bank Ltd.	INE238A01034		Banks	5350797	69474.15	20.10%		
10		ICICI Bank Ltd.	INE090A01021		Banks	4887782	67881.52	19.93%		
11		Kotak Mahindra Bank Ltd.	INE237A01028		Banks	3100195	65860.54	19.34%		
12		The Federal Bank Ltd.	INE171A01029		Banks	6668024	17198.17	5.05%		
13		IndusInd Bank Ltd.	INE095A01012		Banks	1786661	15339.38	4.50%		
14		IDFC First Bank Ltd.	INE092T01019		Banks	17028907	13645.26	4.01%		
15		Yes Bank Ltd.	INE528G01035		Banks	53422300	12249.73	3.60%		
16		RBL Bank Ltd.	INE976G01028		Banks	1622548	5068.84	1.49%		
17		Bandhan Bank Ltd.	INE545U01014		Banks	2365790	3557.20	1.04%		
18										
19		Unlisted					Nil	Nil		
20										
21		Debt Instruments					Nil	Nil		
22										
23		Listed / Awaiting Listing On Stock Exchanges					Nil	Nil		
24										
25		Securitized Debt Instruments					Nil	Nil		
26										
27		Term Deposits					Nil	Nil		
28										
29		Deposits (maturity not exceeding 91 days)					Nil	Nil		
30										
31		Deposits (Placed as Margin)					Nil	Nil		
32										
33		Money Market Instruments					Nil	Nil		
34										
35		Certificate of Deposits					Nil	Nil		
36										
37		Commercial Papers					Nil	Nil		
38										
39		Treasury Bills					Nil	Nil		
40										
41		Units of Real Estate Investment Trust (REITs)					Nil	Nil		
42										
43		Units of an Alternative Investment Fund (AIF)					Nil	Nil		
44										
45		TREPS					48.71	0.01%		
46										
47		Net Current Assets					-47.49	-0.01%		
48		Total Net Assets					340610.51	100.00%		
49										
50										
51		Non-Convertible debentures / Bonds & Zero Coupon Bonds / Deep Discount Bonds / Certificate of Deposits / Commercial Papers are considered as Traded based on the information provided by external agencies.								
52		For the Instrument/security whose final ISIN is yet to be assigned, disclosure of ISIN has been made as per the details provided by external agencies.								
53		@ As per AMFI Best Practices Guidelines Circular No. 91/ 2020 - 21 dated March 24, 2021 on Valuation of AT-1 Bonds and Tier 2 Bonds, Yield to call is disclosed for AT-1 Bonds and Tier 2 Bonds issued by Banks as provided by Valuation agencies.								
54		For Instances of Deviation In valuation Of Securities as per SEBI master circular ref no SEBI/HO/IMD/IMD-PoD-1/P/CIIR/2024/90 dated June 27, 2024. Refer link: <a href="https://www.icicipruamc.com/about-us/statutory-disclosures?currentTabFilter=OtherDisclosures&amp;&amp;subCatTabFilter=deviationinvaluationofsecurities">https://www.icicipruamc.com/about-us/statutory-disclosures?currentTabFilter=OtherDisclosures&amp;&amp;subCatTabFilter=deviationinvaluationofsecurities</a>								
55		Scheme Riskmeter								
56										
57										
58										
59										
60										
61										
62										
63										
64										
65										
66										
67		Benchmark Riskometer Benchmark name - NIFTY Private Bank TRI								
68										
69										
70										
71										
72										
73										
74										
75										
76										
77										
78										
79										
80										
81										
82										
83										








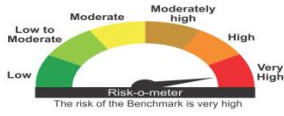
A	B	C	D	E	F	G	H	I	J
1	ICICI Prudential Nifty Next 50 ETF								
2	ICICI Prudential Mutual Fund								
3	Portfolio as on Nov 30,2025								
4	Company/Issuer/Instrument Name	ISIN	Coupon	Industry/Rating	Quantity	Exposure/Market Value(Rs.Lakh)	% to Nav	Yield of the instrument	Yield to Call @
5	Equity & Equity Related Instruments					193490.19	99.96%		
6						193490.19	99.96%		
7	Listed / Awaiting Listing On Stock Exchanges								
8	Vedanta Ltd.	INE205A01025		Diversified Metals	1421732	7478.31	3.86%		
9	Hindustan Aeronautics Ltd.	INE066F01020		Aerospace & Defense	159097	7226.82	3.73%		
10	TVS Motor Company Ltd.	INE494B01023		Automobiles	196710	6946.81	3.59%		
11	DIVI's Laboratories Ltd.	INE361B01024		Pharmaceuticals & Biotechnology	106445	6894.44	3.56%		
12	Cholamandalam Investment And Finance Company Ltd.	INE121A01024		Finance	353228	6132.04	3.17%		
13	Bharat Petroleum Corporation Ltd.	INE029A01011		Petroleum Products	1624468	5833.46	3.01%		
14	Britannia Industries Ltd.	INE216A01030		Food Products	98830	5777.60	2.98%		
15	Tata Power Company Ltd.	INE245A01021		Power	1407351	5490.08	2.84%		
16	Varun Beverages Ltd.	INE053A01029		Leisure Services	736133	5479.04	2.83%		
17	Indian Oil Corporation Ltd.	INE200M01039		Beverages	1135450	5467.76	2.82%		
18	Avenue Supermarts Ltd.	INE242A01010		Petroleum Products	3131394	5065.03	2.62%		
19	Adani Power Ltd.	INE192R01011		Retailing	123353	4929.80	2.55%		
20	LTMindtree Ltd.	INE814M01029		Power	3298562	4865.05	2.51%		
21	Bank Of Baroda	INE214T01019		It - Software	77702	4737.10	2.45%		
22	Power Finance Corporation Ltd.	INE028A01039		Banks	1547151	4483.64	2.32%		
23	Info Edge (India) Ltd.	INE134E01011		Finance	1220305	4426.05	2.29%		
24	Samvardhana Motherson International Ltd.	INE663F01032		Retailing	325772	4333.42	2.24%		
25	Canara Bank	INE75A01035		Auto Components	3721068	4227.97	2.24%		
26	Bajaj Holdings & Investment Ltd.	INE476A01022		Banks	2825495	4282.89	2.21%		
27	ICICI Lombard General Insurance Company Ltd.	INE118A01012		Finance	36280	4171.84	2.16%		
28	GAIL (India) Ltd.	INE765G01017		Insurance	202289	3986.10	2.06%		
29	DLF Ltd.	INE129A01019		Gas	2260609	3980.71	2.06%		
30	CG Power and Industrial Solutions Ltd.	INE271C01023		Realty	537636	3890.33	2.01%		
31	Godrej Consumer Products Ltd.	INE067A01029		Electrical Equipment	575316	3871.30	2.00%		
32	Pidilite Industries Ltd.	INE102D01028		Personal Products	337141	3862.29	2.00%		
33	Rural Electrification Corporation Ltd.	INE318A01026		Chemicals & Petrochemicals	260169	3823.96	1.98%		
34	Punjab National Bank	INE020B01018		Finance	1046790	3777.87	1.95%		
35	United Spirits Ltd.	INE160A01022		Banks	2889695	3597.67	1.86%		
36	Jindal Steel Ltd.	INE854D01024		Beverages	247539	3593.28	1.86%		
37	Torrent Pharmaceuticals Ltd.	INE749A01030		Ferrous Metals	313261	3271.70	1.69%		
38	Havells India Ltd.	INE685A01028		Pharmaceuticals & Biotechnology	87646	3260.96	1.68%		
39	Shree Cements Ltd.	INE176B01034		Consumer Durables	211310	3046.88	1.57%		
40	Adani Energy Solutions Ltd.	INE070A01015		Cement & Cement Products	11206	2958.38	1.53%		
41	Ambuja Cements Ltd.	INE931S01010		Power	290752	2891.67	1.49%		
42	Hyundai Motor India Ltd.	INE079A01024		Cement & Cement Products	524538	2886.01	1.49%		
43	Solar Industries India Ltd.	INE0V6F01027		Automobiles	119493	2779.41	1.44%		
44	Lodha Developers Ltd.	INE343H01029		Chemicals & Petrochemicals	20411	2708.95	1.40%		
45	Adani Green Energy Ltd.	INE670K01029		Realty	235475	2703.72	1.40%		
46	Bosch Ltd.	INE364U01010		Power	256581	2689.48	1.39%		
47	Siemens Ltd.	INE323A01026		Auto Components	7263	2622.67	1.35%		
48	SIEMENS ENERGY INDIA LTD	INE003A01024		Electrical Equipment	74062	2441.82	1.26%		
49	ABB India Ltd.	INE1NPP01017		Electrical Equipment	74115	2341.74	1.21%		
50	JSW Energy Ltd.	INE117A01022		Electrical Equipment	43951	2274.46	1.17%		
51	Zydus Lifesciences Ltd.	INE121E01018		Power	448761	2192.87	1.13%		
52	Hindustan Zinc Ltd.	INE010B01027		Pharmaceuticals & Biotechnology	209355	1973.17	1.02%		
53	Indian Railway Finance Corporation Ltd.	INE267A01025		Non - Ferrous Metals	363327	1762.86	0.91%		
54	Mazagon Dock Shipbuilders Ltd	INE053F01010		Finance	1497460	1760.56	0.91%		
55	Life Insurance Corporation of India	INE249201020		Industrial Manufacturing	63663	1705.91	0.88%		
56	Bajaj Housing Finance Ltd.	INE011Y01017		Insurance	186060	1664.21	0.86%		
57		INE377Y01014		Finance	780527	820.10	0.42%		
58									
59	Unlisted					NII	NII		
60									
61	Debt Instruments					67.64	0.03%		
62									
63	Listed / Awaiting Listing On Stock Exchanges					NII	NII		
64									
65	Securitized Debt Instruments					NII	NII		
66									
67	Privately Placed/Unlisted					67.64	0.03%		
68	Non Convertible Preference Shares								
69	TVS Motor Company Ltd.	INE494B04019		Automobiles	666976	67.64	0.03%		
70									
71	Term Deposits					NII	NII		
72									
73	Deposits (maturity not exceeding 91 days)					NII	NII		
74									
75	Deposits (Placed as Margin)					NII	NII		
76									
77	Money Market Instruments					NII	NII		
78									
79	Certificate of Deposits					NII	NII		
80									
81	Commercial Papers					NII	NII		
82									
83	Treasury Bills					NII	NII		
84									
85	Units of Real Estate Investment Trust (REITs)					NII	NII		
86									
87	Units of an Alternative Investment Fund (AIF)					NII	NII		
88									
89	TREPS					364.51	0.19%		
90									
91	Net Current Assets					-345.95	-0.18%		
92	Total Net Assets					193576.39	100.00%		
93									
94	Details of the Equity shares have been lent under Securities Lending and Borrowing as follows:-								
95	Name of the Instrument	Quantity							
96	SHREE CEMENT LIMITED	1,500.00							
97	Godrej Consumer Products Ltd.	63,000.00							
98	Cholamandalam Investment and Finance Company Ltd.	68,896.00							
99	AVENUE SUPERMARTS LIMITED	12,700.00							
100	ABB INDIA LTD	7,646.00							
101									
102	Non-Convertible debentures / Bonds & Zero Coupon Bonds / Deep Discount Bonds / Certificate of Deposits / Commercial Papers are considered as Traded based on the information provided by external agencies.								
103	For the Instrument/security whose final ISIN is yet to be assigned, disclosure of ISIN has been made as per the details provided by external agencies.								
104	@ As per AMFI Best Practices Guidelines Circular No. 91/ 2020 - 21 dated March 24, 2021 on Valuation of AT-1 Bonds and Tier 2 Bonds, Yield to call is disclosed for AT-1 Bonds and Tier 2 Bonds issued by Banks as provided by Valuation agencies.								
105	For Instances of Deviation In valuation Of Securities as per SEBI master circular ref no SEBI/HO/IMD/IMD-PoD-1/P/CIR/2024/90 dated June 27, 2024. Refer link: https://www.icicipruamc.com/about-us/statutory-disclosures?currentTabFilter=OtherDisclosures&subCatTabFilter=deviationinvaluationofsecurities								
106	Scheme Riskometer								
107									
108									
109									
110									
111									
112									
113									
114									
115									
116									
117									
118									
119									
120									
121	Benchmark Riskometer								
122	Benchmark name - Nifty Next 50 TRI								
123									
124									
125									
126									
127									
128									
129									
130									
131									
132									

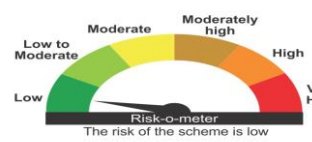

[illegible]

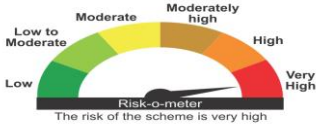
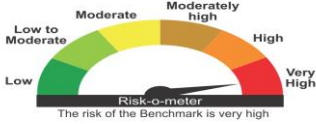
A	B	C	D	E	F	G	H	I	J
1	ICICI Prudential Nifty 50 ETF								
2	Portfolio as on Nov 30,2025								
3	Company / Issuer/ Instrument Name	ISIN	Coupon	Industry/Rating	Quantity	Exposure/Market Value(Rs.Lakh)	% to Nav	Yield of the instrument	Yield to Call @
4	Equity & Equity Related Instruments					3638310.98	99.99%		
5									
6	Listed / Awaiting Listing On Stock Exchanges					3638310.98	99.99%		
7	HDFC Bank Ltd.	INE040A01034		Banks	46516132	468696.55	12.88%		
8	Reliance Industries Ltd.	INE002A01018		Petroleum Products	20617961	323186.54	8.88%		
9	ICICI Bank Ltd.	INE090A01021		Banks	21733679	301837.33	8.30%		
10	Bharti Airtel Ltd.	INE397D01024		Telecom - Services	8300980	174453.40	4.79%		
11	Infosys Ltd.	INE009A01021		It - Software	10972437	171180.99	4.70%		
12	Larsen & Toubro Ltd.	INE018A01030		Construction	3576672	145556.24	4.00%		
13	State Bank Of India	INE062A01020		Banks	12636559	123711.91	3.40%		
14	ITC Ltd.	INE154A01025		Diversified Fmcg	29343849	118622.51	3.26%		
15	Axis Bank Ltd.	INE238A01034		Banks	8722036	111615.89	3.07%		
16	Mahindra & Mahindra Ltd.	INE101A01026		Automobiles	2699127	101414.30	2.79%		
17	Tata Consultancy Services Ltd.	INE467B01029		It - Software	3110466	97590.87	2.68%		
18	Kotak Mahindra Bank Ltd.	INE237A01028		Banks	4478961	95151.05	2.61%		
19	Bajaj Finance Ltd.	INE296A01032		Finance	8103356	84072.32	2.31%		
20	Hindustan Unilever Ltd.	INE030A01027		Diversified Fmcg	2702932	66670.52	1.83%		
21	Eternal Ltd.	INE758T01015		Retailing	21207337	63643.22	1.75%		
22	Maruti Suzuki India Ltd.	INE585B01010		Automobiles	399643	63543.24	1.75%		
23	Sun Pharmaceutical Industries Ltd.	INE044A01036		Pharmaceuticals & Biotechnology	3209611	58787.24	1.62%		
24	HCL Technologies Ltd.	INE860A01027		It - Software	3226796	52409.62	1.44%		
25	Titan Company Ltd.	INE280A01028		Consumer Durables	1256782	49111.27	1.35%		
26	NTPC Ltd.	INE733E01010		Power	14439846	47138.88	1.30%		
27	Bharat Electronics Ltd.	INE263A01024		Aerospace & Defense	10908648	44916.36	1.23%		
28	Tata Steel Ltd.	INE081A01020		Ferrous Metals	25186238	42302.81	1.16%		
29	Ultratech Cement Ltd.	INE481G01011		Cement & Cement Products	361516	41935.86	1.15%		
30	Asian Paints Ltd.	INE021A01026		Consumer Durables	1377261	39587.99	1.09%		
31	Interlobe Aviation Ltd.	INE646L01027		Transport Services	665313	39263.45	1.08%		
32	Power Grid Corporation Of India Ltd.	INE752E01010		Power	13795630	37241.30	1.02%		
33	Bajaj Finserv Ltd.	INE918I01026		Finance	1738427	36402.66	1.00%		
34	Shriram Finance Ltd.	INE721A01047		Finance	4264428	36318.00	1.00%		
35	Hindalco Industries Ltd.	INE038A01020		Non - Ferrous Metals	4411171	35659.91	0.98%		
36	Adani Ports and Special Economic Zone Ltd.	INE742F01042		Transport Infrastructure	2247792	34096.76	0.94%		
37	JSW Steel Ltd.	INE019A01038		Ferrous Metals	2853095	33104.46	0.91%		
38	Grasim Industries Ltd.	INE047A01021		Cement & Cement Products	1163679	31877.82	0.88%		
39	Bajaj Auto Ltd.	INE917I01010		Automobiles	337561	30628.60	0.84%		
40	Jio Financial Services Ltd	INE758E01017		Finance	9981251	30562.59	0.84%		
41	Eicher Motors Ltd.	INE066A01021		Automobiles	419049	29557.62	0.81%		
42	Tech Mahindra Ltd.	INE669C01036		It - Software	1933566	29338.00	0.81%		
43	Oil & Natural Gas Corporation Ltd.	INE213A01029		Oil	11830690	28778.15	0.79%		
44	Trent Ltd.	INE849A01020		Retailing	676016	28733.38	0.79%		
45	Nestle India Ltd.	INE239A01024		Food Products	2183759	27539.38	0.76%		
46	SBI Life Insurance Company Ltd.	INE123W01016		Insurance	1366350	26862.44	0.74%		
47	MAX Healthcare Institute Ltd	INE027H01010		Healthcare Services	2263938	26325.07	0.72%		
48	Cipla Ltd.	INE059A01026		Pharmaceuticals & Biotechnology	1713091	26232.56	0.72%		
49	Coal India Ltd.	INE522F01014		Consumable Fuels	6916565	26016.66	0.71%		
50	HDFC Life Insurance Company Ltd.	INE795G01014		Insurance	3268183	24978.72	0.69%		
51	Dr. Reddy's Laboratories Ltd.	INE089A01031		Pharmaceuticals & Biotechnology	1855534	23357.46	0.64%		
52	Tata Consumer Products Ltd.	INE192A01025		Agricultural Food & Other Products	1983651	23256.32	0.64%		
53	Tata Motors Passenger Vehicles Ltd.	INE155A01022		Automobiles	6361895	22699.24	0.62%		
54	Apollo Hospitals Enterprise Ltd.	INE437A01024		Healthcare Services	307691	22570.67	0.62%		
55	Wipro Ltd.	INE075A01022		It - Software	8689791	21683.64	0.60%		
56	Adani Enterprises Ltd.	INE423A01024		Metals & Minerals Trading	793317	18089.21	0.50%		
57									
58	Unlisted					NII	NII		
59									
60	Debt Instruments					NII	NII		
61									
62	Listed / Awaiting Listing On Stock Exchanges					NII	NII		
63									
64	Securitized Debt Instruments					NII	NII		
65									
66	Term Deposits					NII	NII		
67									
68	Deposits (maturity not exceeding 91 days)					NII	NII		
69									
70	Deposits (Placed as Margin)					NII	NII		
71									
72	Money Market Instruments					NII	NII		
73									
74	Certificate of Deposits					NII	NII		
75									
76	Commercial Papers					NII	NII		
77									
78	Treasury Bills					NII	NII		
79									
80	Units of Real Estate Investment Trust (REITs)					NII	NII		
81									
82	Units of an Alternative Investment Fund (AIF)					NII	NII		
83									
84	TREPS					4412.89	0.12%		
85									
86	Net Current Assets					-3962.10	-0.11%		
87	Total Net Assets					3638761.77	100.00%		
88									
89	Details of the Equity shares have been lent under Securities Lending and Borrowing as follows:-								
90	Name of the Instrument	Quantity							
91	Wipro Ltd.	1,347,000.00							
92									
93									
94	Non-Convertible debentures / Bonds & Zero Coupon Bonds / Deep Discount Bonds / Certificate of Deposits / Commercial Papers are considered as Traded based on the information provided by external agencies.								
95	For the Instrument/security whose final ISIN is yet to be assigned, disclosure of ISIN has been made as per the details provided by external agencies.								
96	@ As per AMFI Best Practices Guidelines Circular No. 91/ 2020 - 21 dated March 24, 2021 on Valuation of AT-1 Bonds and Tier 2 Bonds, Yield to call is disclosed for AT-1 Bonds and Tier 2 Bonds issued by Banks as provided by Valuation agencies.								
97	For Instances of Deviation In valuation Of Securities as per SEBI master circular ref no SEBI/HO/IMD/IMD-PoD-1/P/CI/R/2024/90 dated June 27, 2024. Refer link: <a href="https://www.icicipruamc.com/about-us/statutory-disclosures?currentTabFilter=OtherDisclosures&amp;subCatTabFilter=deviationinvaluationofsecurities">https://www.icicipruamc.com/about-us/statutory-disclosures?currentTabFilter=OtherDisclosures&amp;subCatTabFilter=deviationinvaluationofsecurities</a>								
98	Scheme Riskometer								
99									
100									
101									
102									
103									
104									
105									
106									
107									
108									
109									
110									
111									
112									
113	Benchmark Riskometer								
114	Benchmark name - Nifty 50 TRI								
115									
116									
117									
118									
119									
120									
121									
122									
123									
124									
125									
126									

A	B	C	D	E	F	G	H	I	J
1	ICICI Prudential BSE Midcap Select ETF								
2	Portfolio as on Nov 30, 2025								
3									
4	Company/Issuer/Instrument Name	ISIN	Coupon	Industry/Rating	Quantity	Exposure/Market Value(Rs.Lakh)	% to Nav	Yield of the Instrument	Yield to Call @
5	Equity & Equity Related Instruments					9433.52	99.97%		
6									
7	Listed / Awaiting Listing On Stock Exchanges					9433.52	99.97%		
8	Persistent Systems Ltd.	INE262H01021		It - Software	7908		502.38	5.32%	
9	Suzlon Energy Ltd.	INE040H01021		Electrical Equipment	896904		484.24	5.13%	
10	COFORGE Ltd.	INE591G01025		It - Software	24875		474.75	5.03%	
11	The Federal Bank Ltd.	INE171A01029		Banks	182754		471.41	5.00%	
12	PB Fintech Ltd.	INE417T01026		Financial Technology (Fintech)	24930		453.39	4.80%	
13	Dixon Technologies (India) Ltd.	INE935N01020		Consumer Durables	3059		446.60	4.73%	
14	AU Small Finance Bank Ltd.	INE949L01017		Banks	41585		397.32	4.21%	
15	IDFC First Bank Ltd.	INE092T01019		Banks	491000		393.44	4.17%	
16	One 97 Communications Ltd	INE982J01020		Financial Technology (Fintech)	27062		357.54	3.79%	
17	Fortis Healthcare Ltd.	INE061F01013		Healthcare Services	38736		356.08	3.77%	
18	Ashok Leyland Ltd.	INE208A01029		Agricultural, Commercial & Construction Vehicles	213995		338.43	3.59%	
19	Yes Bank Ltd.	INE528G01035		Banks	1469576		336.97	3.57%	
20	Max Financial Services Ltd.	INE180A01020		Insurance	19503		331.90	3.52%	
21	Hindustan Petroleum Corporation Ltd.	INE094A01015		Petroleum Products	71201		325.78	3.45%	
22	UPL Ltd.	INE628A01036		Fertilizers & Agrochemicals	41464		314.65	3.33%	
23	Gmr Airports Ltd.	INE776C01039		Transport Infrastructure	266958		289.09	3.06%	
24	Bharat Heavy Electricals Ltd.	INE465A01025		Auto Components	19908		285.42	3.02%	
25	Aurobindo Pharma Ltd.	INE257A01026		Electrical Equipment	95803		278.45	2.95%	
26	The Phoenix Mills Ltd.	INE496A01037		Pharmaceuticals & Biotechnology	20730		253.71	2.69%	
27	Mphasis Ltd.	INE211B01039		Realty	13825		240.09	2.54%	
28	Godrej Properties Ltd.	INE356A01018		It - Software	8488		238.49	2.53%	
29	Vollas Ltd.	INE484J01027		Realty	11198		236.68	2.51%	
30	API Apollo Tubes Ltd.	INE226A01021		Consumer Durables	16977		233.65	2.48%	
31	Tube Investments of India Ltd.	INE702C01027		Industrial Products	13419		230.71	2.44%	
32	Colgate - Palmolive (India) Ltd.	INE974X01010		Auto Components	7913		220.01	2.33%	
33	PI Industries Ltd.	INE259A01022		Personal Products	9708		210.81	2.23%	
34	Torrent Power Ltd.	INE603J01030		Fertilizers & Agrochemicals	5979		203.08	2.15%	
35	Page Industries Ltd.	INE813H01021		Power	14238		187.13	1.98%	
36	Supreme Industries Ltd.	INE761H01022		Textiles & Apparels	464		177.97	1.89%	
37		INE195A01028		Industrial Products	4817		163.34	1.73%	
38	Unlisted						NII	NII	
39									
40	Debt Instruments						NII	NII	
41									
42	Listed / Awaiting Listing On Stock Exchanges						NII	NII	
43									
44	Securitized Debt Instruments						NII	NII	
45									
46	Term Deposits						NII	NII	
47									
48	Deposits (maturity not exceeding 91 days)						NII	NII	
49									
50	Deposits (Placed as Margin)						NII	NII	
51									
52	Money Market Instruments						NII	NII	
53									
54	Certificate of Deposits						NII	NII	
55									
56	Commercial Papers						NII	NII	
57									
58	Treasury Bills						NII	NII	
59									
60	Units of Real Estate Investment Trust (REITs)						NII	NII	
61									
62	Units of an Alternative Investment Fund (AIF)						NII	NII	
63									
64	TREPS						0.17	^	
65									
66	Net Current Assets						2.44	0.03%	
67	Total Net Assets						9436.13	100.00%	
68									
69									
70	Non-Convertible debentures / Bonds & Zero Coupon Bonds / Deep Discount Bonds / Certificate of Deposits / Commercial Papers are considered as Traded based on the information provided by external agencies.								
71	^ Value Less than 0.01% of NAV in absolute terms.								
72	For the Instrument/security whose final ISIN is yet to be assigned, disclosure of ISIN has been made as per the details provided by external agencies.								
73									
74	@ As per AMFI Best Practices Guidelines Circular No. 91/ 2020 - 21 dated March 24, 2021 on Valuation of AT-1 Bonds and Tier 2 Bonds, Yield to call is disclosed for AT-1 Bonds and Tier 2 Bonds issued by Banks as provided by Valuation agencies.								
75	For Instances of Deviation In valuation Of Securities as per SEBI master circular ref no SEBI/HO/IMD-PoD-1/P/CIR/2024/90 dated June 27, 2024. Refer link: https://www.icicpruamc.com/about-us/statutory-disclosures?currentTabFilter=OtherDisclosures&subCatTabFilter=deviationinvaluationofsecurities								
76	Scheme Riskometer								
77									
78									
79									
80									
81									
82									
83									
84									
85									
86									
87									
88									
89									
90									
91	Benchmark Riskometer								
92	Benchmark name - BSE Midcap Select TRI								
93									
94									
95									
96									
97									
98									
99									
100									
101									
102									
103									
104									



	A	B	C	D	E	F	G	H	I	J
1										
2		ICICI Prudential Nifty Midcap 150 ETF								
3		Portfolio as on Nov 30,2025								
4		Company/Issuer/Instrument Name	ISIN	Coupon	Industry/Rating	Quantity	Exposure/Market Value(Rs.Lakh)	% to Nav	Yield of the Instrument	Yield to Call @
5		Equity & Equity Related Instruments					57095.79	99.96%		
6										
7		Listed / Awaiting Listing On Stock Exchanges					57095.79	99.96%		
8		BSE Ltd.	INE118H01025		Capital Markets	60840	1765.82	3.09%		
9		Hero Motocorp Ltd.	INE158A01026		Automobiles	19337	1193.96	2.09%		
10		Persistent Systems Ltd.	INE262H01021		It - Software	15986	1015.59	1.78%		
11		Suzlon Energy Ltd.	INE040H01021		Electrical Equipment	1806983	975.95	1.71%		
12		COFORGE Ltd.	INE591G01025		It - Software	49800	950.53	1.66%		
13		The Federal Bank Ltd.	INE171A01029		Banks	366188	944.47	1.65%		
14		PB Fintech Ltd.	INE41701026		Financial Technology (Fintech)	50237	913.76	1.60%		
15		Cummins India Ltd.	INE298A01020		Industrial Products	20131	901.73	1.58%		
16		Dixon Technologies (India) Ltd.	INE935N01020		Consumer Durables	6106	891.54	1.56%		
17		IndusInd Bank Ltd.	INE095A01012		Banks	98118	842.39	1.47%		
18		HDFC Asset Management Company Ltd.	INE127001025		Capital Markets	30283	809.46	1.42%		
19		AU Small Finance Bank Ltd.	INE949L01017		Banks	83838	800.86	1.40%		
20		Indus Towers Ltd.	INE121101017		Telecom - Services	196900	789.67	1.38%		
21		Lupin Ltd.	INE326A01037		Pharmaceuticals & Biotechnology	36040	750.42	1.31%		
22		IDFC First Bank Ltd.	INE092T01019		Banks	935181	749.36	1.31%		
23		One 97 Communications Ltd	INE982J01020		Financial Technology (Fintech)	54729	722.75	1.27%		
24		Fortis Healthcare Ltd.	INE061F01013		Healthcare Services	77632	713.52	1.25%		
25		Ashok Leyland Ltd.	INE208A01029		Agricultural, Commercial & Construction Vehicles	426241	673.97	1.18%		
26		Yes Bank Ltd.	INE528G01035		Banks	2933799	672.72	1.18%		
27		Max Financial Services Ltd.	INE180A01020		Insurance	39257	668.19	1.17%		
28		Hindustan Petroleum Corporation Ltd.	INE094A01015		Petroleum Products	143070	654.55	1.15%		
29		UPL Ltd.	INE628A01036		Fertilizers & Agrochemicals	84700	642.58	1.12%		
30		SRF Ltd.	INE647A01010		Chemicals & Petrochemicals	21625	633.03	1.11%		
31		Mulhopt Finance Ltd.	INE414G01012		Finance	15975	598.14	1.05%		
32		Gmr Airports Ltd.	INE776C01039		Transport Infrastructure	531555	575.94	1.01%		
33		Bharat Forge Ltd.	INE454A01025		Auto Components	39720	569.51	1.00%		
34		Marico Ltd.	INE196A01026		Agricultural Food & Other Products	28846	565.64	0.99%		
35		Polycab India Ltd.	INE455K01017		Industrial Products	7189	559.43	0.98%		
36		Bharat Heavy Electricals Ltd.	INE257A01026		Electrical Equipment	191439	556.80	0.97%		
37		FSN E-Commerce Ventures Ltd.	INE388Y01029		Retailing	203313	543.48	0.95%		
38		Ge Vernova T&D India Ltd.	INE200A01026		Electrical Equipment	18468	532.14	0.93%		
39		Aurobindo Pharma Ltd.	INE406A01037		Pharmaceuticals & Biotechnology	41662	511.07	0.89%		
40		Sundaram Finance Ltd.	INE660A01013		Finance	10256	484.97	0.85%		
41		The Phoenix Mills Ltd.	INE211B01039		Realty	27794	482.73	0.85%		
42		Swiggy Ltd.	INE00H001014		Retailing	126573	478.83	0.84%		
43		Mphasis Ltd.	INE356A01018		It - Software	16962	476.87	0.83%		
44		Alkem Laboratories Ltd.	INE540L01014		Pharmaceuticals & Biotechnology	8388	476.86	0.83%		
45		Godrej Properties Ltd.	INE484J01027		Realty	22381	473.27	0.83%		
46		Vollas Ltd.	INE226A01021		Consumer Durables	33918	466.81	0.82%		
47		APL Apollo Tubes Ltd.	INE702C01027		Industrial Products	27019	464.43	0.81%		
48		MRF Ltd.	INE883A01011		Auto Components	301	458.78	0.80%		
49		Indian Bank	INE562A01011		Banks	52645	458.14	0.80%		
50		Dabur India Ltd.	INE016A01026		Personal Products	87840	454.48	0.80%		
51		WAAREE Energies Ltd	INE377N01017		Electrical Equipment	14119	447.93	0.78%		
52		Tube Investments of India Ltd.	INE924X01010		Auto Components	15906	442.89	0.78%		
53		Union Bank Of India	INE692A01016		Banks	287856	441.20	0.77%		
54		Glenmark Pharmaceuticals Ltd.	INE935A01035		Pharmaceuticals & Biotechnology	22433	436.59	0.76%		
55		Colgate - Palmolive (India) Ltd.	INE259A01022		Personal Products	19619	425.46	0.74%		
56		Vishal Mega Mart Ltd.	INE01EA01019		Retailing	312207	423.98	0.74%		
57		Prestige Estates Projects Ltd.	INE811K01011		Realty	25131	421.52	0.74%		
58		Coromandel International Ltd.	INE169A01031		Fertilizers & Agrochemicals	17588	418.96	0.73%		
59		Hitachi Energy India Ltd.	INE07Y701011		Electrical Equipment	1894	417.74	0.73%		
60		PI Industries Ltd.	INE603J01030		Fertilizers & Agrochemicals	12068	409.78	0.72%		
61		Vodafone Idea Ltd.	INE669E01016		Telecom - Services	4113140	409.67	0.72%		
62		Aditya Birla Capital Ltd.	INE674K01013		Finance	113873	407.72	0.71%		
63		360 One Wam Ltd.	INE466L01038		Capital Markets	34373	406.70	0.71%		
64		SBI Cards & Payment Services Ltd.	INE018E01016		Finance	44651	393.00	0.69%		
65		KEI Industries Ltd.	INE878B01027		Industrial Products	9184	388.73	0.67%		
66		NMDC Ltd.	INE58A01023		Minerals & Mining	514988	380.61	0.67%		
67		L&T Finance Ltd.	INE498L01015		Finance	121438	379.37	0.66%		
68		Mankind Pharma Ltd.	INE634S01028		Pharmaceuticals & Biotechnology	16844	379.16	0.66%		
69		Torrent Power Ltd.	INE813H01021		Power	28344	372.58	0.65%		
70		Jindal Stainless Ltd.	INE220G01021		Ferrous Metals	47844	368.90	0.65%		
71		Mahindra & Mahindra Financial Services Ltd.	INE774D01024		Finance	98543	366.43	0.64%		
72		ICICI Prudential Life Insurance Company Ltd.	INE726G01019		Insurance	58436	362.16	0.63%		
73		NHPC Ltd.	INE848E01016		Power	471313	361.69	0.63%		
74		Page Industries Ltd.	INE761H01022		Textiles & Apparels	939	359.82	0.63%		
75		JK Cement Ltd.	INE823G01014		Cement & Cement Products	6235	359.01	0.63%		
76		Blocon Ltd.	INE376G01013		Pharmaceuticals & Biotechnology	89479	356.44	0.62%		
77		Jubilant Foodworks Ltd.	INE797F01020		Leisure Services	58331	350.86	0.61%		
78		UNO Minda Ltd.	INE405E01023		Auto Components	26750	349.57	0.61%		
79		National Aluminium Company Ltd.	INE139A01034		Non - Ferrous Metals	133593	347.32	0.61%		
80		Sona Blw Precision Forgings Ltd.	INE073K01018		Auto Components	66771	341.70	0.60%		
81		Blue Star Ltd.	INE472A01039		Consumer Durables	19329	341.23	0.60%		
82		Oil India Ltd.	INE27A01014		Oil	81252	335.73	0.59%		
83		Supreme Industries Ltd.	INE195A01028		Industrial Products	9618	336.39	0.57%		
84		Tata Communications Ltd.	INE151A01013		Telecom - Services	17496	317.59	0.56%		
85		Indian Railway Catering and Tourism Corporation Ltd.	INE335Y01020		Leisure Services	44939	308.60	0.54%		
86		Petronet LNG Ltd.	INE347G01014		Gas	111657	303.54	0.53%		
87		IPCA Laboratories Ltd.	INE571A01038		Pharmaceuticals & Biotechnology	20705	300.86	0.53%		
88		KPIIT Technologies Ltd	INE04101011		It - Software	24377	297.98	0.52%		
89		Steel Authority Of India Ltd.	INE114A01011		Ferrous Metals	215363	290.55	0.51%		
90		ITC Hotels Ltd	INE379A01028		Leisure Services	138800	289.68	0.51%		
91		Kalyan Jewellers India Ltd.	INE303R01014		Consumer Durables	57306	289.60	0.51%		
92		Oberoi Realty Ltd.	INE093J01010		Realty	17534	288.82	0.51%		
93		Patanjali Foods Ltd.	INE619A01035		Agricultural Food & Other Products	50662	287.84	0.50%		
94		Oracle Financial Services Software Ltd.	INE881D01027		It - Software	3536	286.66	0.50%		
95		Balkrishna Industries Ltd.	INE787D01026		Auto Components	11927	275.38	0.48%		
96		Rail Vikas Nigam Ltd.	INE415G01027		Construction	84564	274.07	0.48%		
97		Tata Elxsi Ltd.	INE670A01012		It - Software	5165	266.44	0.47%		
98		Bank Of India	INE084A01016		Banks	181029	266.37	0.47%		
99		Astral Ltd.	INE096J01046		Industrial Products	18338	264.21	0.46%		
100		Container Corporation Of India Ltd.	INE111A01025		Transport Services	51333	262.44	0.46%		
101		Evode Industries Ltd.	INE302A01020		Auto Components	67802	254.12	0.44%		
102		Adani total gas Ltd.	INE399L01023		Gas	41324	250.69	0.44%		
103		Apollo Tyres Ltd.	INE438A01022		Auto Components	48229	247.90	0.43%		
104		LIC Housing Finance Ltd.	INE115A01026		Finance	44795	245.97	0.43%		
105		Berger Paints India Ltd.	INE463A01038		Consumer Durables	42425	239.53	0.42%		
106		Dalmia Bharat Ltd.	INE00R701025		Cement & Cement Products	11866	238.44	0.42%		
107		Lloyds Metals & Energy Ltd.	INE281B01032		Minerals & Mining	19522	238.25	0.42%		
108		Schaeffler India Ltd.	INE513A01022		Auto Components	5993	233.69	0.41%		
109		Abbott India Ltd.	INE358A01014		Pharmaceuticals & Biotechnology	777	233.68	0.41%		
110		Apar Industries Ltd.	INE372A01015		Electrical Equipment	2517	230.54	0.40%		
111		Nippon Life India Asset Management Ltd	INE298J01013		Capital Markets	26315	230.41	0.40%		
112		AIA Engineering Ltd.	INE212H01026		Industrial Products	5784	223.41	0.39%		
113		Mottal Oswal Financial Services Ltd.	INE338J01027		Capital Markets	22997	220.64	0.39%		
114		Cochin Shipyard Ltd.	INE704P01025		Industrial Manufacturing	42609	210.08	0.37%		
115		Indraprastha Gas Ltd.	INE203G01027		Gas	104489	208.35	0.36%		
116		Gujarat Fluorochemicals Ltd.	INE09N301011		Chemicals & Petrochemicals	6085	208.32	0.36%		
117		Bharat Dynamics Ltd.	INE171Z01026		Aerospace & Defense	13730	207.82	0.36%		
118		Bharti Hexacom Ltd.	INE343G01021		Telecom - Services	11204	198.12	0.35%		
119		Escorts Kubota Ltd	INE042A01014		Agricultural, Commercial & Construction Vehicles	4946	188.81	0.33%		
120		Linde India Ltd.	INE473A01011		Chemicals & Petrochemicals	3133	186.91	0.33%		
121		Syngene International Ltd.	INE398R01022		Healthcare Services	28256	183.18	0.32%		
122		L&T Technology Services Ltd.	INE010V01017		It - Services	4102	182.15	0.32%		
123		United Breweries Ltd.	INE686F01025		Beverages	10757	181.86	0.32%		
124		Procter & Gamble Hygiene and Health Care Ltd.	INE179A01014		Personal Products	1408	179.60	0.31%		
125		Housing & Urban Development Corporation Ltd.	INE031A01017		Finance	74761	178.89	0.31%		
126		K.P.R. Mill Ltd.	INE930H01031		Textiles & Apparels	16570	178.87	0.31%		
127		General Insurance Corporation of India	INE481Y01014		Insurance	46066	178.37	0.31%		
128		Godfrey Phillips India Ltd.	INE260B01028		Cigarettes & Tobacco Products	6064	174.22	0.31%		
129		Tata Technologies Ltd.	INE424M01025		It - Services	25562	173.58	0.30%		
130		ACC Ltd.	INE012A01026		Cement & Cement Products	9231	172.69	0.30%		
131		Indian Renewable Energy Development Agency Ltd	INE20E01016		Finance	118523	169.37	0.30%		
132		Thermax Ltd.	INE152A01029		Electrical Equipment	5771	168.52	0.30%		
133		Premier Energies Ltd.	INE085T01011		Electrical Equipment	17021	166.07	0.29%		
134		CRISIL Ltd.	INE007A01025		Finance	3632	160.67	0.28%		
135		Ajanta Pharma Ltd.	INE031B01049		Pharmaceuticals & Biotechnology	6273	160.64	0.28%		
136		Deepak Nitrite Ltd.	INE288B01029		Chemicals & Petrochemicals	10233	159.49	0.28%		
137		Glaxosmithkline Pharmaceuticals Ltd.	INE159A01016		Pharmaceuticals & Biotechnology	6168	158.49			

A	B	C	D	E	F	G	H	I	J
143	Bank of Maharashtra	INE457A01014		Banks	234380		137.25	0.24%	
144	NTPC Green Energy Ltd	INEKON001011		Power	138384		131.40	0.23%	
145	JSW Infrastructure Ltd	INE800101026		Transport Infrastructure	47994		129.75	0.23%	
146	Adani Wilmar Ltd	INE699H01024		Agricultural Food & Other Products	49124		127.23	0.22%	
147	IRB Infrastructure Developers Ltd.	INE821101022		Construction	295532		126.81	0.22%	
148	NLC India Ltd.	INE589A01014		Power	48599		118.19	0.21%	
149	Honeywell Automation India Ltd.	INE671A01010		Industrial Manufacturing	327		115.74	0.20%	
150	Gujarat Gas Ltd.	INE844001030		Gas	25686		101.76	0.18%	
151	IDBI Bank Ltd.	INE008A01015		Banks	83507		83.82	0.15%	
152	SJVN Ltd.	INE002L01015		Power	106558		82.97	0.15%	
153	The Fertilisers and Chemicals.	INE188A01015		Fertilizers & Agrochemicals	9280		81.33	0.14%	
154	Godrej Industries Ltd.	INE233A01035		Diversified	6600		69.41	0.12%	
155	The New India Assurance Company Ltd.	INE470Y01017		Insurance	35852		61.19	0.11%	
156	Indian Overseas Bank	INE565A01014		Banks	155104		60.16	0.11%	
157	UCO Bank	INE691A01018		Banks	169502		52.17	0.09%	
158									
159	Unlisted						Nil	Nil	
160									
161	Debt Instruments						Nil	Nil	
162									
163	Listed / Awaiting Listing On Stock Exchanges						Nil	Nil	
164									
165	Securitized Debt Instruments						Nil	Nil	
166									
167	Term Deposits						Nil	Nil	
168									
169	Deposits (maturity not exceeding 91 days)						Nil	Nil	
170									
171	Deposits (Placed as Margin)						Nil	Nil	
172									
173	Money Market Instruments						Nil	Nil	
174									
175	Certificate of Deposits						Nil	Nil	
176									
177	Commercial Papers						Nil	Nil	
178									
179	Treasury Bills						Nil	Nil	
180									
181	Units of Real Estate Investment Trust (REITs)						Nil	Nil	
182									
183	Units of an Alternative Investment Fund (AIF)						Nil	Nil	
184									
185	TREPS						1.42	^	
186									
187	Net Current Assets						23.31	0.04%	
188	Total Net Assets						57120.52	100.00%	
189									
190	Details of the Equity shares have been lent under Securities Lending and Borrowing as follows:-								
191	Name of the Instrument	Quantity							
192	SBI Cards & Payment Services Ltd	4,000.00							
193	Volta's Ltd.	3,900.00							
194	Ashok Leyland Ltd.	83,000.00							
195	OBEROI REALTY LTD	3,850.00							
196	Bharat Forge Ltd.	7,800.00							
197	FSN E-COMMERCE VENTURES LTD	25,000.00							
198	Rail Vikas Nigam Ltd	16,600.00							
199	Fortis Healthcare Limited	23,000.00							
200									
201	Non-Convertible debentures / Bonds & Zero Coupon Bonds / Deep Discount Bonds / Certificate of Deposits / Commercial Papers are considered as Traded based on the information provided by external agencies.								
202	^ Value Less than 0.01% of NAV in absolute terms.								
203	For the Instrument/security whose final ISIN is yet to be assigned, disclosure of ISIN has been made as per the details provided by external agencies.								
204	@ As per AMFI Best Practices Guidelines Circular No. 91/ 2020 - 21 dated March 24, 2021 on Valuation of AT-1 Bonds and Tier 2 Bonds, Yield to call is disclosed for AT-1 Bonds and Tier 2 Bonds issued by Banks as provided by Valuation agencies.								
205	For Instances of Deviation In valuation Of Securities as per SEBI master circular ref no SEBI/MO/IMD/MD-PoD-1/P/CIR/2024/90 dated June 27, 2024. Refer link: https://www.icicpruamc.com/about-us/statutory-disclosures?currentTabFilter=OtherDisclosures&&subCatTabFilter=deviationinvaluationofsecurities								
206	Scheme Riskometer								
207									
208									
209									
210									
211									
212									
213									
214									
215									
216									
217									
218									
219									
220									
221	Benchmark Riskometer								
222	Benchmark name - Nifty Midcap 150 TRI								
223									
224									
225									
226									
227									
228									
229									
230									
231									
232									
233									
234									

	A	B	C	D	E	F	G	H	I	J	
1		ICICI Prudential Mutual Fund									
2		ICICI Prudential BSE Liquid Rate ETF - IDCW									
3		Portfolio as on Nov 30, 2025									
4		Company/Issuer/Instrument Name	ISIN	Coupon	Industry /Rating	Quantity	Exposure/Market Value(Rs.Lakh)	% to Nav	Yield of the instrument	Yield to Call @	
5		Debt Instruments						NII	NII		
6		Listed / Awaiting Listing On Stock Exchanges						NII	NII		
8		Government Securities						NII	NII		
11		Non-Convertible debentures / Bonds						NII	NII		
13		Zero Coupon Bonds / Deep Discount Bonds						NII	NII		
15		Privately Placed/unlisted						NII	NII		
17		Securitized Debt Instruments						NII	NII		
19		Term Deposits						NII	NII		
21		Deposits (maturity not exceeding 91 days)						NII	NII		
23		Deposits (Placed as Margin)						NII	NII		
25		Money Market Instruments						NII	NII		
27		Certificate of Deposits						NII	NII		
29		Commercial Papers						NII	NII		
31		Bills Rediscounted						NII	NII		
33		Treasury Bills						NII	NII		
35		Units of an Alternative Investment Fund (AIF)						NII	NII		
37		TREPS					155276.68	99.54%			
39		Net Current Assets					723.87	0.46%			
40		Total Net Assets					156000.55	100.00%			
43		Non-Convertible debentures / Bonds & Zero Coupon Bonds / Deep Discount Bonds / Certificate of Deposits / Commercial Papers are considered as Traded based on the information provided by external agencies.									
44		For the Instrument/security whose final ISIN is yet to be assigned, disclosure of ISIN has been made as per the details provided by external agencies.									
45		@ As per AMFI Best Practices Guidelines Circular No. 91/ 2020 - 21 dated March 24, 2021 on Valuation of AT-1 Bonds and Tier 2 Bonds issued by Banks as provided by Valuation agencies.									
46		For Instances of Deviation In valuation Of Securities as per SEBI master circular ref no SEBI/HO/IMD/IMD-PoD-1/P/CIR/2024/90 dated June 27, 2024. Refer link: <a href="https://www.icidpruamc.com/about-us/statutory-disclosures?currentTabFilter=OtherDisclosures&amp;subCatTabFilter=deviationinvaluationofsecurities">https://www.icidpruamc.com/about-us/statutory-disclosures?currentTabFilter=OtherDisclosures&amp;subCatTabFilter=deviationinvaluationofsecurities</a>									
47		As per AMFI Best Practices Guidelines Circular No. AMFI/ 35P/ MEM-COR/ 72 / 2022-23 dated December 31, 2022 on Standard format for disclosure Portfolio YTM for Debt Schemes, Yield of the instrument is disclosed on annualized basis as provided by Valuation agencies.									
48		Debt Index Replication Factor (DIRF) as on 30-11-2025	99.52%								
49		Scheme Riskometer									
50											
51											
52											
53											
54											
55											
56											
57											
58											
59											
64		Benchmark Riskometer									
65		Benchmark name - BSE Liquid Rate Index									
66											
67											
68											
69											
70											
71											
72											
73											
74											
75											
77											

	A	B	C	D	E	F	G	H	I	J
1		ICICI Prudential Mutual Fund								
2		ICICI Prudential Nifty IT ETF								
3		Portfolio as on Nov 30,2025								
4		Company / Issuer / Instrument Name	ISIN	Coupon	Industry / Rating	Quantity	Exposure / Market Value (Rs.Lakh)	% to Nav	Yield of the instrument	Yield to Call @
5		Equity & Equity Related Instruments					55388.03	100.00%		
6										
7		Listed / Awaiting Listing On Stock Exchanges					55388.03	100.00%		
8		Infosys Ltd.	INE009A01021		It - Software	1008219	15729.22	28.40%		
9		Tata Consultancy Services Ltd.	INE467B01029		It - Software	377627	11848.05	21.39%		
10		HCL Technologies Ltd.	INE860A01027		It - Software	391740	6362.64	11.49%		
11		Tech Mahindra Ltd.	INE669C01036		It - Software	334325	5072.71	9.16%		
12		Wipro Ltd.	INE075A01022		It - Software	1502559	3749.34	6.77%		
13		Persistent Systems Ltd.	INE262H01021		It - Software	56510	3590.08	6.48%		
14		COFORGE Ltd.	INE591G01025		It - Software	176043	3360.13	6.07%		
15		LTMindtree Ltd.	INE214T01019		It - Software	48827	2976.74	5.37%		
16		Mphasis Ltd.	INE356A01018		It - Software	59961	1685.74	3.04%		
17		Oracle Financial Services Software Ltd.	INE881D01027		It - Software	12500	1013.38	1.83%		
18										
19		Unlisted					NII	NII		
20										
21		Debt Instruments					NII	NII		
22										
23		Listed / Awaiting Listing On Stock Exchanges					NII	NII		
24										
25		Securitized Debt Instruments					NII	NII		
26										
27		Term Deposits					NII	NII		
28										
29		Deposits (maturity not exceeding 91 days)					NII	NII		
30										
31		Deposits (Placed as Margin)					NII	NII		
32										
33		Money Market Instruments					NII	NII		
34										
35		Certificate of Deposits					NII	NII		
36										
37		Commercial Papers					NII	NII		
38										
39		Treasury Bills					NII	NII		
40										
41		Units of Real Estate Investment Trust (REITs)					NII	NII		
42										
43		Units of an Alternative Investment Fund (AIF)					NII	NII		
44										
45		TREPS					3.29	0.01%		
46										
47		Net Current Assets					-1.98	^		
48		Total Net Assets					55389.34	100.00%		
49										
50										
51		Non-Convertible debentures / Bonds & Zero Coupon Bonds / Deep Discount Bonds / Certificate of Deposits / Commercial Papers are considered as Traded based on the information provided by external agencies.								
52		^ Value Less than 0.01% of NAV in absolute terms.								
53		For the Instrument/security whose final ISIN is yet to be assigned, disclosure of ISIN has been made as per the details provided by external agencies.								
54		@ As per AMFI Best Practices Guidelines Circular No. 91/ 2020 - 21 dated March 24, 2021 on Valuation of AT-1 Bonds and Tier 2 Bonds, Yield to call is disclosed for AT-1 Bonds and Tier 2 Bonds issued by Banks as provided by Valuation agencies.								
55		For Instances of Deviation In valuation Of Securities as per SEBI master circular ref no SEBI/HO/IMD/IMD-PoD-1/P/CIIR/2024/90 dated June 27, 2024. Refer link: <a href="https://www.icicipruamc.com/about-us/statutory-disclosures?currentTabFilter=OtherDisclosures&amp;&amp;subCaTabFilter=deviationinvaluationofsecurities">https://www.icicipruamc.com/about-us/statutory-disclosures?currentTabFilter=OtherDisclosures&amp;&amp;subCaTabFilter=deviationinvaluationofsecurities</a>								
56		Scheme Riskometer								
57										
58										
59										
60										
61										
62										
63										
64										
65										
66										
67										
68										
69										
70										
71		Benchmark Riskometer								
72		Benchmark name - NIFTY IT TRI								
73										
74										
75										
76										
77										
78										
79										
80										
81										
82										
83										
84										

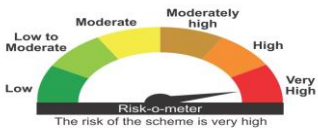
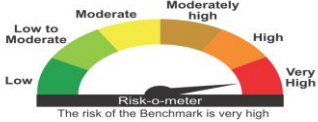


	A	B	C	D	E	F	G	H	I	J
1		ICICI Prudential Mutual Fund								
2		ICICI Prudential Gold ETF								
3		Portfolio as on Nov 30,2025								
4		Company/Issuer/Instrument Name	ISIN	Industry/Rating	Quantity	Exposure/Market Value(Rs.Lakh)	% to Nav	Yield of the instrument	Yield to Call @	
5		Gold				1342710.36	98.60%			
6		Gold (995 Purity) ^		Gold	10660	1342710.36	98.60%			
7										
8		TREPS				125.97	0.01%			
9										
10		Net Current Assets				18893.64	1.39%			
11		Total Net Assets				1361729.97	100.00%			
12										
13										
14		^ - Physical Gold.								
15		Aggregate value of investments made by other schemes of ICICI Prudential Mutual Fund are amounting to Rs. 337306.39 Lakh.								
16		For the Instrument/security whose final ISIN is yet to be assigned, disclosure of ISIN has been made as per the details provided by external agencies.								
17		@ As per AMFI Best Practices Guidelines Circular No. 91/ 2020 - 21 dated March 24, 2021 on Valuation of AT-1 Bonds and Tier 2 Bonds, Yield to call is disclosed for AT-1 Bonds and Tier 2 Bonds issued by Banks as provided by Valuation agencies.								
18		For Instances of Deviation In valuation Of Securities as per SEBI master circular ref no SEBI/HO/IMD/IMD-PoD-1/P/CIR/2024/90 dated June 27, 2024. Refer link: <a href="https://www.icicpruamc.com/about-us/statutory-disclosures?currentTabFilter=OtherDisclosures&amp;&amp;subCatTabFilter=deviationinvaluationofsecurities">https://www.icicpruamc.com/about-us/statutory-disclosures?currentTabFilter=OtherDisclosures&amp;&amp;subCatTabFilter=deviationinvaluationofsecurities</a>								
19		Scheme Riskometer								
20										
21										
22										
23										
24										
25										
26										
27										
28										
29										
30										
31										
32										
33										
34		Benchmark Riskometer								
35		Benchmark name - Domestic price of gold as derived from the LBMA AM fixing prices								
36										
37										
38										
39										
40										
41										
42										
43										
44										
45										
46										
47										

	A	B	C	D	E	F	G	H	I	J
1										
2										
3		ICICI Prudential Nifty 100 ETF								
4		Portfolio as on Nov 30,2025								
5		Company/Issuer/Instrument Name	ISIN	Coupon	Industry/Rating	Quantity	Exposure/Market Value(Rs.Lakh)	% to Nav	Yield of the instrument	Yield to Call @
6		Equity & Equity Related Instruments					15615.27	99.98%		
7		Listed / Awaiting Listing On Stock Exchanges					15615.27	99.98%		
8		HDFC Bank Ltd.	INE040A01034		Banks	167322	1685.94	10.79%		
9		Reliance Industries Ltd.	INE002A01018		Petroleum Products	74164	1162.52	7.44%		
10		ICICI Bank Ltd.	INE090A01021		Banks	78177	1085.72	6.95%		
11		Bharti Airtel Ltd.	INE397D01024		Telecom - Services	29859	627.52	4.02%		
12		Infosys Ltd.	INE009A01021		It - Software	39468	615.74	3.94%		
13		Larsen & Toubro Ltd.	INE018A01030		Construction	12865	523.55	3.35%		
14		State Bank Of India	INE062A01020		Banks	45454	444.99	2.85%		
15		ITC Ltd.	INE154A01025		Diversified Fmcg	105552	426.69	2.73%		
16		Axis Bank Ltd.	INE238A01034		Banks	31373	401.48	2.57%		
17		Mahindra & Mahindra Ltd.	INE101A01026		Automobiles	9709	364.80	2.34%		
18		Tata Consultancy Services Ltd.	INE467B01029		It - Software	11188	351.02	2.25%		
19		Kotak Mahindra Bank Ltd.	INE237A01028		Banks	16111	342.26	2.19%		
20		Bajaj Finance Ltd.	INE296A01032		Finance	29148	302.41	1.94%		
21		Hindustan Unilever Ltd.	INE030A01027		Diversified Fmcg	9722	239.80	1.54%		
22		Eternal Ltd.	INE758T01015		Retailing	76284	228.93	1.47%		
23		Maruti Suzuki India Ltd.	INE585B01010		Automobiles	1437	228.48	1.46%		
24		Sun Pharmaceutical Industries Ltd.	INE044A01036		Pharmaceuticals & Biotechnology	11545	211.46	1.35%		
25		HCL Technologies Ltd.	INE860A01027		It - Software	11606	188.50	1.21%		
26		Titan Company Ltd.	INE280A01028		Consumer Durables	4520	176.63	1.13%		
27		NTPC Ltd.	INE733E01010		Power	51941	169.56	1.09%		
28		Bharat Electronics Ltd.	INE263A01024		Aerospace & Defense	39239	161.57	1.03%		
29		Tata Steel Ltd.	INE081A01020		Ferrous Metals	90597	152.17	0.97%		
30		Ultratech Cement Ltd.	INE481G01011		Cement & Cement Products	1300	150.80	0.97%		
31		Asian Paints Ltd.	INE021A01026		Consumer Durables	4954	142.40	0.91%		
32		Interglobe Aviation Ltd.	INE646L01027		Transport Services	2393	141.22	0.90%		
33		Power Grid Corporation Of India Ltd.	INE752E01010		Power	49624	133.96	0.86%		
34		Bajaj Finserv Ltd.	INE918I01026		Finance	6253	130.94	0.84%		
35		Shriram Finance Ltd.	INE721A01047		Finance	15339	130.63	0.84%		
36		Hindalco Industries Ltd.	INE038A01020		Non - Ferrous Metals	15867	128.27	0.82%		
37		Adani Ports and Special Economic Zone Ltd.	INE742F01042		Transport Infrastructure	8085	122.64	0.79%		
38		JSW Steel Ltd.	INE019A01038		Ferrous Metals	10262	119.07	0.76%		
39		Grasim Industries Ltd.	INE047A01021		Cement & Cement Products	4185	114.64	0.73%		
40		Bajaj Auto Ltd.	INE917I01010		Automobiles	1214	110.15	0.71%		
41		Jio Financial Services Ltd	INE758E01017		Finance	35903	109.93	0.70%		
42		Eicher Motors Ltd.	INE066A01021		Automobiles	1507	106.30	0.68%		
43		Tech Mahindra Ltd.	INE669C01036		It - Software	6955	105.53	0.68%		
44		Oil & Natural Gas Corporation Ltd.	INE213A01029		Oil	42556	103.52	0.66%		
45		Trent Ltd.	INE849A01020		Retailing	2431	103.33	0.66%		
46		Nestle India Ltd.	INE239A01024		Food Products	7854	99.05	0.63%		
47		Vedanta Ltd.	INE205A01025		Diversified Metals	18584	97.75	0.63%		
48		SBI Life Insurance Company Ltd.	INE122W01016		Insurance	4914	96.61	0.62%		
49		MAX Healthcare Institute Ltd	INE027H01010		Healthcare Services	8143	94.69	0.61%		
50		Hindustan Aeronautics Ltd.	INE066F01020		Aerospace & Defense	2079	94.44	0.60%		
51		Cipla Ltd.	INE059A01026		Pharmaceuticals & Biotechnology	6161	94.34	0.60%		
52		Coal India Ltd.	INE522F01014		Consumable Fuels	24879	93.58	0.60%		
53		TVS Motor Company Ltd.	INE494B01023		Automobiles	2571	90.79	0.58%		
54		Divi's Laboratories Ltd.	INE361B01024		Pharmaceuticals & Biotechnology	1391	90.10	0.58%		
55		HDFC Life Insurance Company Ltd.	INE795G01014		Insurance	11755	89.84	0.58%		
56		Dr. Reddy's Laboratories Ltd.	INE089A01031		Pharmaceuticals & Biotechnology	6674	84.01	0.54%		
57		Tata Consumer Products Ltd.	INE192A01025		Agricultural Food & Other Products	7135	83.65	0.54%		
58		Tata Motors Passenger Vehicles Ltd.	INE155A01022		Automobiles	22884	81.65	0.52%		
59		Apollo Hospitals Enterprise Ltd.	INE437A01024		Healthcare Services	1106	81.13	0.52%		
60		Cholamandalam Investment And Finance Company Ltd.	INE121A01024		Finance	4617	80.15	0.51%		
61		Wipro Ltd.	INE075A01022		It - Software	31257	78.00	0.50%		
62		Bharat Petroleum Corporation Ltd.	INE029A01011		Petroleum Products	21235	76.25	0.49%		
63		Britannia Industries Ltd.	INE216A01030		Food Products	1291	75.47	0.48%		
64		Tata Power Company Ltd.	INE245A01021		Power	18397	71.77	0.46%		
65		The Indian Hotels Company Ltd.	INE053A01029		Leisure Services	9622	71.62	0.46%		
66		Varun Beverages Ltd.	INE200M01039		Beverages	14842	71.47	0.46%		
67		Indian Oil Corporation Ltd.	INE42A01010		Petroleum Products	40934	66.21	0.42%		
68		Adani Enterprises Ltd.	INE423A01024		Metals & Minerals Trading	2853	65.05	0.42%		
69		Avenue Supermarts Ltd.	INE192R01011		Retailing	1612	64.42	0.41%		
70		Adani Power Ltd.	INE814H01029		Power	43119	63.60	0.41%		
71		LTIMindtree Ltd.	INE214T01019		It - Software	1015	61.88	0.40%		
72		Bank Of Baroda	INE028A01039		Banks	20224	58.61	0.38%		
73		Power Finance Corporation Ltd.	INE134E01011		Finance	15951	57.85	0.37%		
74		Info Edge (India) Ltd.	INE663F01032		Retailing	4258	56.64	0.36%		
75		Samvardhana Motherson International Ltd.	INE775A01035		Auto Components	48642	56.58	0.36%		
76		Canara Bank	INE476A01022		Banks	36935	55.99	0.36%		
77		Bajaj Holdings & Investment Ltd.	INE118A01012		Finance	474	54.51	0.35%		
78		ICICI Lombard General Insurance Company Ltd.	INE765G01017		Insurance	2644	52.10	0.33%		
79		GAIL (India) Ltd.	INE129A01019		Gas	29551	52.04	0.33%		
80		DLF Ltd.	INE271C01023		Realty	7027	50.85	0.33%		
81		CG Power and Industrial Solutions Ltd.	INE067A01029		Electrical Equipment	7520	50.60	0.32%		
82		Godrej Consumer Products Ltd.	INE102D01028		Personal Products	4406	50.48	0.32%		
83		Pidlite Industries Ltd.	INE318A01026		Chemicals & Petrochemicals	3400	49.97	0.32%		
84		Rural Electrification Corporation Ltd.	INE020B01018		Finance	13683	49.38	0.32%		
85		Punjab National Bank	INE160A01022		Banks	37774	47.03	0.30%		
86		United Spirits Ltd.	INE854D01024		Beverages	3235	46.96	0.30%		
87		Jindal Steel Ltd.	INE749A01030		Ferrous Metals	4094	42.76	0.27%		
88		Torrent Pharmaceuticals Ltd.	INE685A01028		Pharmaceuticals & Biotechnology	1145	42.60	0.27%		
89		Havells India Ltd.	INE176B01034		Consumer Durables	2762	39.83	0.26%		
90		Shree Cements Ltd.	INE070A01015		Cement & Cement Products	146	38.54	0.25%		
91		Adani Energy Solutions Ltd.	INE931S01010		Power	3800	37.79	0.24%		
92		Ambuja Cements Ltd.	INE079A01024		Cement & Cement Products	6856	37.72	0.24%		
93		Hyundai Motor India Ltd.	INE0V6F01027		Automobiles	1562	36.33	0.23%		
94		Lodha Developers Ltd.	INE670K01029		Realty	3077	35.33	0.23%		
95		Solar Industries India Ltd.	INE349H01029		Chemicals & Petrochemicals	266	35.30	0.23%		
96		Adani Green Energy Ltd.	INE364U01010		Power	3353	35.15	0.23%		
97		Bosch Ltd.	INE323A01026		Auto Components	95	34.30	0.22%		
98		Siemens Ltd.	INE003A01024		Electrical Equipment	968	31.91	0.20%		
99		SIEMENS ENERGY INDIA LTD	INE1NPP01017		Electrical Equipment	968	30.58	0.20%		
100		ABB India Ltd.	INE117A01022		Electrical Equipment	574	29.70	0.19%		
101		JSW Energy Ltd	INE121E01018		Power	5866	28.66	0.18%		
102		Zydus Lifesciences Ltd.	INE010B01027		Pharmaceuticals & Biotechnology	2736	25.79	0.17%		
103		Hindustan Zinc Ltd.	INE267A01025		Non - Ferrous Metals	4749	23.04	0.15%		
104		Indian Railway Finance Corporation Ltd.	INE053F01010		Finance	19575	23.01	0.15%		
105		Mazagon Dock Shipbuilders Ltd	INE249Z01020		Industrial Manufacturing	832	22.29	0.14%		
106		Life Insurance Corporation of India	INE011Y01017		Insurance	2431	21.74	0.14%		
107		Bajaj Housing Finance Ltd.	INE377Y01014		Finance	10203	10.72	0.07%		
108										
109		Unlisted					NII	NII		
110										
111		Debt Instruments					0.94	0.01%		
112										
113		Listed / Awaiting Listing On Stock Exchanges					NII	NII		
114										
115		Securitized Debt Instruments					NII	NII		
116										
117		Privately Placed/Unlisted					0.94	0.01%		
118		Non Convertible Preference Shares								
119		TVS Motor Company Ltd.	INE494B04019		Automobiles	9276	0.94	0.01%		
120										
121		Term Deposits					NII	NII		
122										
123		Deposits (maturity not exceeding 91 days)					NII	NII		
124										
125		Deposits (Placed as Margin)					NII	NII		
126										
127		Money Market Instruments					NII	NII		
128										
129		Certificate of Deposits					NII	NII		
130										
131		Commercial Papers					NII	NII		
132										
133		Treasury Bills					NII	NII		
134										
135		Units of Real Estate Investment Trust (REITs)					NII	NII		
136										
137		Units of an Alternative Investment Fund (AIF)					NII	NII		

[illegible]

A	B	C	D	E	F	G	H	I	J
1	ICICI Prudential Mutual Fund								
2	BHARAT 22 ETF								
3	Portfolio as on Nov 30, 2025								
4	Company/Issuer/Instrument Name	ISIN	Coupon	Industry/Rating	Quantity	Exposure/Market Value(Rs.Lakh)	% to Nav	Yield of the instrument	Yield to Call @
5	Equity & Equity Related Instruments					1396493.20	99.78%		
6									
7	Listed / Awaiting Listing On Stock Exchanges					1396493.20	99.78%		
8	Larsen & Toubro Ltd.	INE018A01030		Construction	5655220	230082.63	16.44%		
9	ITC Ltd.	INE154A01025		Diversified Fmcg	43829677	177247.21	12.66%		
10	State Bank Of India	INE062A01020		Banks	12701894	124421.40	8.89%		
11	Axis Bank Ltd.	INE238A01034		Banks	9428465	120707.92	8.62%		
12	NTPC Ltd.	INE733E01010		Power	36168160	118125.21	8.44%		
13	Power Grid Corporation Of India Ltd.	INE752E01010		Power	34690865	93630.64	6.69%		
14	National Aluminium Company Ltd.	INE139A01034		Non - Ferrous Metals	31431671	81722.34	5.84%		
15	Bharat Electronics Ltd.	INE263A01024		Aerospace & Defense	19332514	79562.96	5.68%		
16	Oil & Natural Gas Corporation Ltd.	INE213A01029		Oil	29795130	72476.65	5.18%		
17	Coal India Ltd.	INE522F01014		Consumable Fuels	17420798	65476.07	4.68%		
18	Bharat Petroleum Corporation Ltd.	INE029A01011		Petroleum Products	14915655	53547.20	3.83%		
19	Indian Oil Corporation Ltd.	INE242A01010		Petroleum Products	28050425	45371.56	3.24%		
20	GAIL (India) Ltd.	INE129A01019		Gas	20595841	36269.28	2.59%		
21	NHPC Ltd.	INE848E01016		Power	23703967	18188.05	1.30%		
22	Bank Of Baroda	INE028A01039		Banks	6161943	17860.39	1.28%		
23	Power Finance Corporation Ltd.	INE134E01011		Finance	4806072	17450.85	1.25%		
24	Rural Electrification Corporation Ltd.	INE020B01018		Finance	4096339	14779.59	1.06%		
25	Indian Bank	INE562A01011		Banks	1159149	10088.07	0.72%		
26	NBCC (India) Ltd.	INE095N01031		Construction	5537775	6462.58	0.46%		
27	NLC India Ltd.	INE589A01014		Power	2427719	5900.57	0.42%		
28	SJVN Ltd.	INE002L01015		Power	5384561	4192.96	0.30%		
29	Engineers India Ltd.	INE510A01028		Construction	1486458	2929.07	0.21%		
30									
31	Unlisted					NII	NII		
32									
33	Debt Instruments					NII	NII		
34									
35	Listed / Awaiting Listing On Stock Exchanges					NII	NII		
36									
37	Securitized Debt Instruments					NII	NII		
38									
39	Term Deposits					NII	NII		
40									
41	Deposits (maturity not exceeding 91 days)					NII	NII		
42									
43	Deposits (Placed as Margin)					NII	NII		
44									
45	Money Market Instruments					NII	NII		
46									
47	Certificate of Deposits					NII	NII		
48									
49	Commercial Papers					NII	NII		
50									
51	Treasury Bills					NII	NII		
52									
53	Units of Real Estate Investment Trust (REITs)					NII	NII		
54									
55	Units of an Alternative Investment Fund (AIF)					NII	NII		
56									
57	TREPS					18.28	^		
58									
59	Net Current Assets					3055.31	0.22%		
60	Total Net Assets					1399566.79	100.00%		
61									
62									
63	Non-Convertible debentures / Bonds & Zero Coupon Bonds / Deep Discount Bonds / Certificate of Deposits / Commercial Papers are considered as Traded based on the information provided by external agencies.								
64	^ Value Less than 0.01% of NAV in absolute terms.								
65	For the Instrument/security whose final ISIN is yet to be assigned, disclosure of ISIN has been made as per the details provided by external agencies.								
66	@ As per AMFI Best Practices Guidelines Circular No. 91/ 2020 - 21 dated March 24, 2021 on Valuation of AT-1 Bonds and Tier 2 Bonds, Yield to call is disclosed for AT-1 Bonds and Tier 2 Bonds issued by Banks as provided by Valuation agencies.								
67	For Instances of Deviation In valuation Of Securities as per SEBI master circular ref no SEBI/HO/IMD/IMD-PoD-1/P/CIR/2024/90 dated June 27, 2024. Refer link: https://www.icicipruamc.com/about-us/statutory-disclosures?currentTabFilter=OtherDisclosures&subCatTabFilter=deviationinvaluationofsecurities								
68	Scheme Riskometer								
69									
70									
71									
72									
73									
74									
75									
76									
77									
78									
79									
80									
81									
82									
83	Benchmark Riskometer								
84	Benchmark name - BSE Bharat 22 TRI								
85									
86									
87									
88									
89									
90									
91									
92									
93									
94									
95									
96									

A	B	C	D	E	F	G	H	I	J
1	ICICI Prudential Nifty Bank ETF								
2	Portfolio as on Nov 30,2025								
3	Company/Issuer/Instrument Name	ISIN	Coupon	Industry/Rating	Quantity	Exposure/Market Value(Rs.Lakh)	% to Nav	Yield of the instrument	Yield to Call @
5	Equity & Equity Related Instruments					328609.84	100.00%		
7	Listed / Awaiting Listing On Stock Exchanges					328609.84	100.00%		
8	HDFC Bank Ltd.	INE040A01034		Banks	9016277	90848.01	27.65%		
9	ICICI Bank Ltd.	INE090A01021		Banks	5443055	75593.15	23.00%		
10	State Bank Of India	INE062A01020		Banks	3164731	30982.72	9.43%		
11	Axis Bank Ltd.	INE238A01034		Banks	2336114	29895.25	9.10%		
12	Kotak Mahindra Bank Ltd.	INE237A01028		Banks	1353519	28754.16	8.75%		
13	The Federal Bank Ltd.	INE171A01029		Banks	4798992	12377.56	3.77%		
14	IndusInd Bank Ltd.	INE095A01012		Banks	1285864	11039.79	3.36%		
15	AU Small Finance Bank Ltd.	INE949L01017		Banks	1098718	10495.50	3.19%		
16	Bank Of Baroda	INE028A01039		Banks	3604159	10444.85	3.18%		
17	Canara Bank	INE476A01022		Banks	6582181	9977.27	3.04%		
18	IDFC First Bank Ltd.	INE092T01019		Banks	12255785	9820.56	2.99%		
19	Punjab National Bank	INE160A01022		Banks	6731739	8381.02	2.55%		
21	Unlisted					NII	NII		
23	Debt Instruments					NII	NII		
25	Listed / Awaiting Listing On Stock Exchanges					NII	NII		
27	Securitized Debt Instruments					NII	NII		
29	Term Deposits					NII	NII		
31	Deposits (maturity not exceeding 91 days)					NII	NII		
33	Deposits (Placed as Margin)					NII	NII		
35	Money Market Instruments					NII	NII		
37	Certificate of Deposits					NII	NII		
39	Commercial Papers					NII	NII		
41	Treasury Bills					NII	NII		
43	Units of Real Estate Investment Trust (REITs)					NII	NII		
45	Units of an Alternative Investment Fund (AIF)					NII	NII		
47	TREPS					205.32	0.06%		
49	Net Current Assets					-202.92	-0.06%		
50	Total Net Assets					328612.24	100.00%		
53	Non-Convertible debentures / Bonds & Zero Coupon Bonds / Deep Discount Bonds / Certificate of Deposits / Commercial Papers are considered as Traded based on the information provided by external agencies.								
54	For the Instrument/security whose final ISIN is yet to be assigned, disclosure of ISIN has been made as per the details provided by external agencies.								
55	@ As per AMFI Best Practices Guidelines Circular No. 91/ 2020 - 21 dated March 24, 2021 on Valuation of AT-1 Bonds and Tier 2 Bonds, Yield to call is disclosed for AT-1 Bonds and Tier 2 Bonds issued by Banks as provided by Valuation agencies.								
56	For Instances of Deviation In valuation Of Securities as per SEBI master circular ref no SEBI/HO/IMD-PoD-1/P/CIR/2024/90 dated June 27, 2024. Refer link: https://www.icicipruamc.com/about-us/statutory-disclosures?currentTabFilter=OtherDisclosures&subCatTabFilter=deviationinvaluationofsecurities								
57	Scheme Riskometer								
58									
72	Benchmark Riskometer								
73	Benchmark name - Nifty Bank TRI								
74									

A	B	C	D	E	F	G	H	I	J
1	ICICI Prudential Nifty Alpha Low- Volatility 30 ETF								
2	ICICI Prudential Mutual Fund								
3	Portfolio as on Nov 30, 2025								
4	Company/Issuer/Instrument Name	ISIN	Coupon	Industry/Rating	Quantity	Exposure/Market Value(Rs.Lakh)	% to Nav	Yield of the instrument	Yield to Call @
5	Equity & Equity Related Instruments					170061.30	99.95%		
6	Listed / Awaiting Listing On Stock Exchanges								
7	HDFC Bank Ltd.	INE040A01034		Banks	741220	170061.30	99.95%		
8	Sun Pharmaceutical Industries Ltd.	INE044A01036		Pharmaceuticals & Biotechnology	7468.53		4.39%		
9	ICICI Bank Ltd.	INE090A01021		Banks	405114		4.36%		
10	Apollo Hospitals Enterprise Ltd.	INE437A01024		Healthcare Services	520234		4.25%		
11	Bharti Airtel Ltd.	INE397D01024		Telecom - Services	96950		4.18%		
12	ITC Ltd.	INE154A01025		Diversified Fmcg	337788		4.17%		
13	HDFC Life Insurance Company Ltd.	INE795G01014		Insurance	1696417		4.03%		
14	Bajaj Finance Ltd.	INE296A01032		Finance	875073		3.93%		
15	Britannia Industries Ltd.	INE216A01030		Food Products	636995		3.88%		
16	SBI Life Insurance Company Ltd.	INE123W01016		Insurance	111878		3.84%		
17	Divi's Laboratories Ltd.	INE361801024		Pharmaceuticals & Biotechnology	328889		3.80%		
18	Dr. Reddy's Laboratories Ltd.	INE089A01031		Pharmaceuticals & Biotechnology	94860		3.61%		
19	Kotak Mahindra Bank Ltd.	INE237A01028		Banks	487140		3.60%		
20	TVS Motor Company Ltd.	INE494B01023		Automobiles	282580		3.53%		
21	Bajaj Finserv Ltd.	INE918I01026		Finance	167161		3.47%		
22	Pdillite Industries Ltd.	INE318A01026		Chemicals & Petrochemicals	279726		3.44%		
23	United Spirits Ltd.	INE854D01024		Beverages	392638		3.39%		
24	ICICI Lombard General Insurance Company Ltd.	INE755G01017		Insurance	375417		3.20%		
25	Grasim Industries Ltd.	INE047A01021		Cement & Cement Products	276482		3.20%		
26	HCL Technologies Ltd.	INE860A01027		IT - Software	182897		2.94%		
27	Lupin Ltd.	INE326A01037		Pharmaceuticals & Biotechnology	307157		2.93%		
28	Ultratech Cement Ltd.	INE481G01011		Cement & Cement Products	239343		2.93%		
29	Torrent Pharmaceuticals Ltd.	INE685A01028		Pharmaceuticals & Biotechnology	42931		2.93%		
30	Tata Consultancy Services Ltd.	INE467B01029		IT - Software	132952		2.91%		
31	Tech Mahindra Ltd.	INE669C01036		IT - Software	151560		2.79%		
32	Infosys Ltd.	INE009A01021		IT - Software	311405		2.78%		
33	Shree Cements Ltd.	INE070A01015		Cement & Cement Products	293985		2.70%		
34	Bosch Ltd.	INE323A01026		Auto Components	16999		2.64%		
35	SBI Cards & Payment Services Ltd.	INE018E01016		Finance	11024		2.34%		
36	Page Industries Ltd.	INE761H01022		Textiles & Apparels	380815		1.97%		
37					8014		1.80%		
38	Unlisted					NII	NII		
39	Debt Instruments					72.84	0.04%		
40	Listed / Awaiting Listing On Stock Exchanges								
41	Securitized Debt Instruments					NII	NII		
42	Privately Placed/Unlisted								
43	Non Convertible Preference Shares					72.84	0.04%		
44	TVS Motor Company Ltd.	INE494B04019		Automobiles	718348		0.04%		
45	Term Deposits								
46	Deposits (maturity not exceeding 91 days)					NII	NII		
47	Deposits (Placed as Margin)					NII	NII		
48	Money Market Instruments					NII	NII		
49	Certificate of Deposits					NII	NII		
50	Commercial Papers					NII	NII		
51	Treasury Bills					NII	NII		
52	Units of Real Estate Investment Trust (REITs)					NII	NII		
53	Units of an Alternative Investment Fund (AIF)					NII	NII		
54	TREPS					48.72	0.03%		
55	Net Current Assets					-44.75	-0.03%		
56	Total Net Assets					170138.11	100.00%		</