

**TD Power Systems Limited**  
(CIN -L31103KA1999PLC025071)

REGISTERED OFFICE & FACTORY:  
27, 28 and 29, KIADB Industrial Area  
Dabaspet, Nelamangala Taluk  
Bengaluru Rural District  
Bengaluru – 562 111 India

Tel +91 80 229 95700 / 6633 7700  
Fax +91 80 7734439 / 2299 5718  
Mail [tdps@tdps.co.in](mailto:tdps@tdps.co.in)

[www.tdps.co.in](http://www.tdps.co.in)

May 10, 2023

The Corporate Service  
Department  
**BSE Limited**  
P J Towers, Dalal Street  
Mumbai – 400 001

The Listing Department  
**The National Stock Exchange of India Ltd.**  
Exchange Plaza, Bandra- Kurla Complex  
Bandra (East)  
Mumbai 400 051

Sirs,

**Sub: Investor Presentation for the period ended March 31, 2023**

Pursuant to Regulation 30 of the SEBI (Listing Obligations and Disclosure Requirements) Regulations, 2015, a results presentation to analyst/investor for period ended March 31, 2023 is enclosed.

Kindly take the above on record.

Yours faithfully,  
**For TD Power Systems Limited**

**Bharat Rajwani**  
Company Secretary

Encl: A/a



**tdps**<sup>®</sup>

is sharing  
is relations  
is power

is generating solutions

Manufacturers of  
AC Generators up to 250MVA

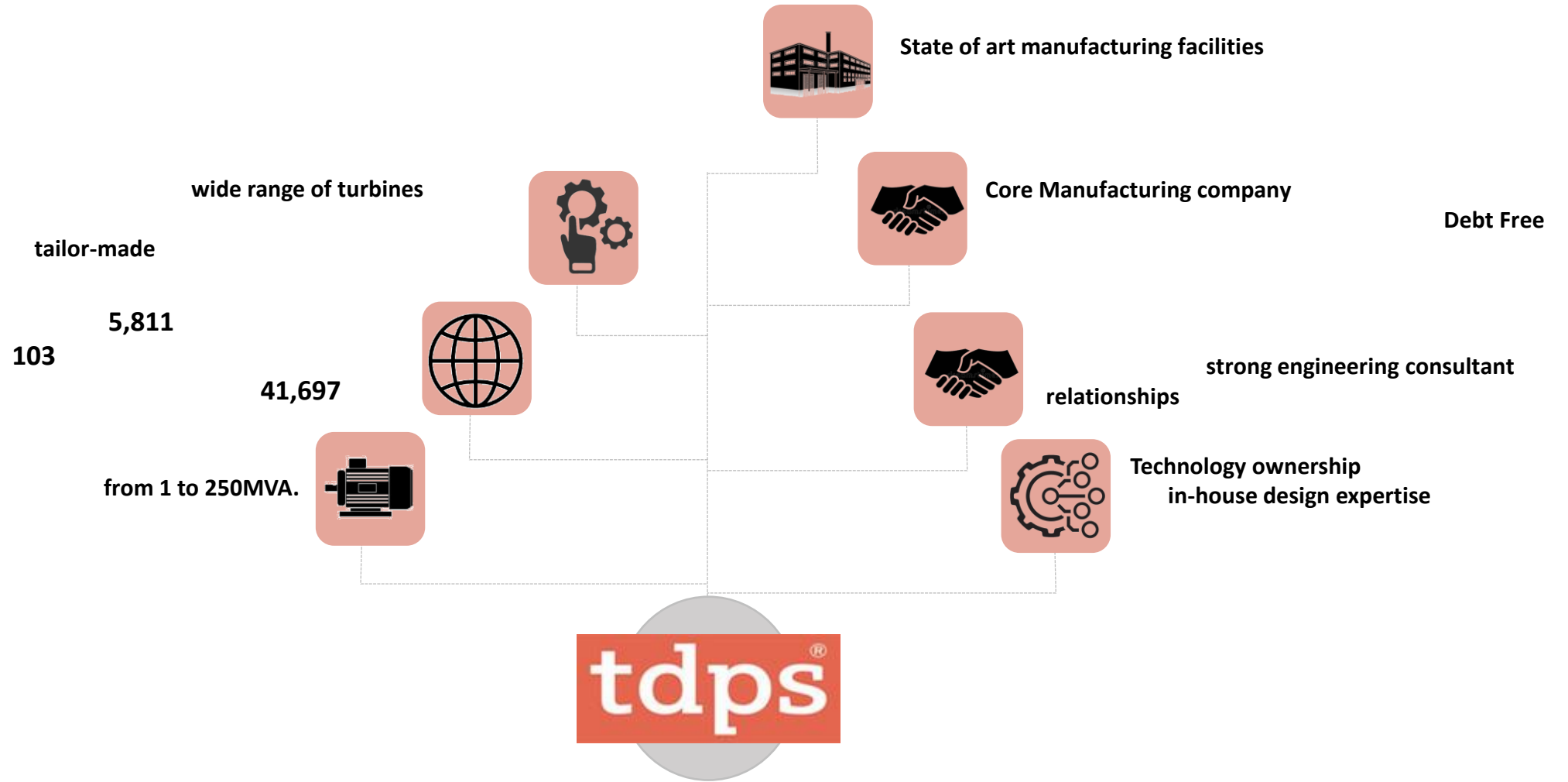
tdps

# TD Power Systems Limited

Investor Presentation – May 2023

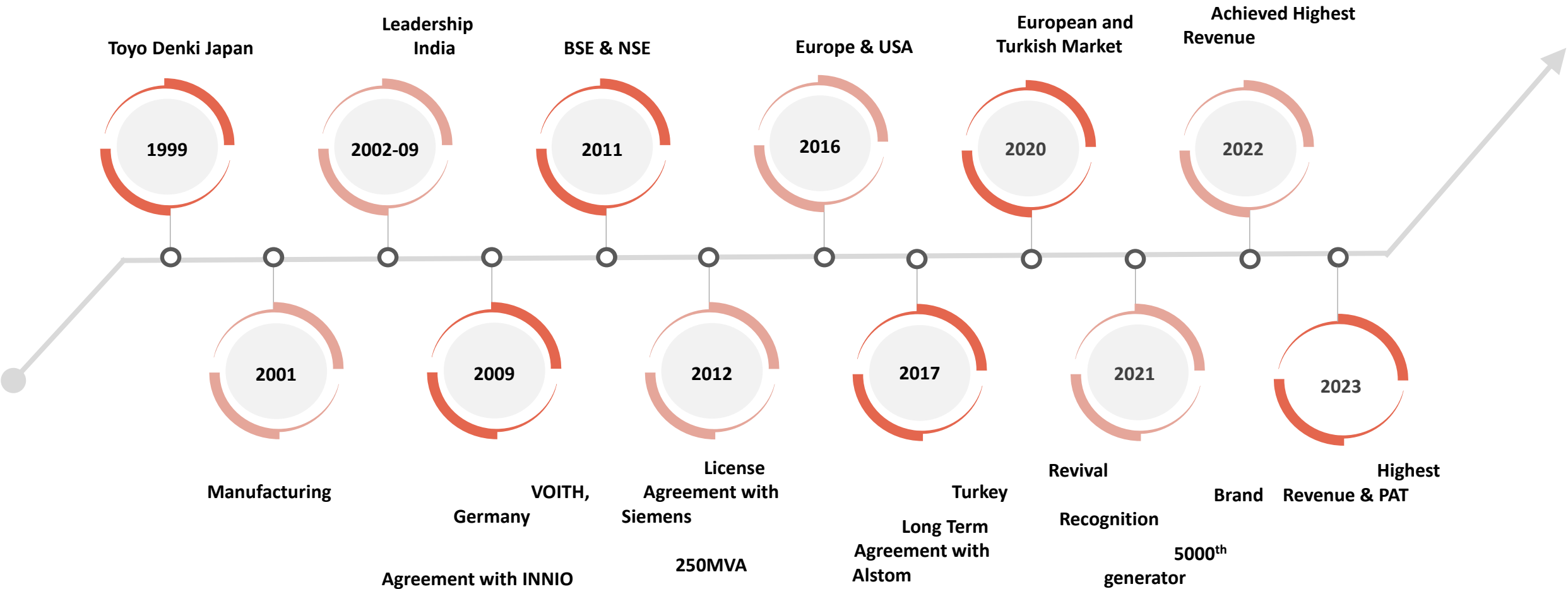


# TD Power at a Glance



**We deliver Best in class Generators for the World**

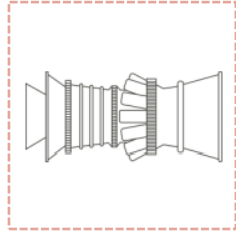
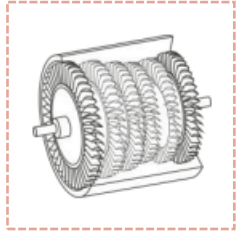
# TD Power's Evolution & Journey




# Diversified Products for Multiple End User Industries



*Generators for Turbines*

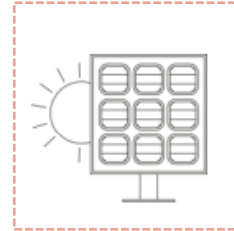




*Generators for Engines*

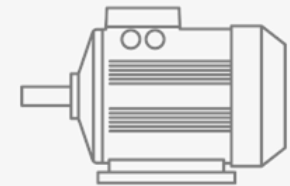
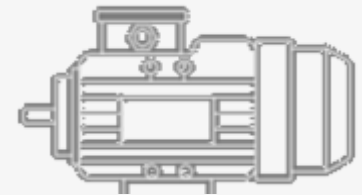
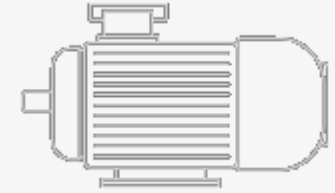


We deliver world class Generators for the World

*Generators for Special Applications*



## Motors



# State of Art Manufacturing Facilities...



## Advanced Machines

## Competitively Priced

## Highest Quality Standards



Unit I - 157,624 Sq Ft

Unit II – 219,756 Sq Ft

Large Generator Factory – 78,449 Sq Ft

TDPS Turkey

- 
- 
- 
- 
- 
- 
- 
- 

- 
- 
- 
- 
- 
- 
- 
- 

- 
- 
- 
- 
- 
- 
- 

- 
- 
- 

ISO 9001:2008 compliant manufacturing units in Bangalore



# ...with Automated & Integrated Processes

---

**Manufacturing Facilities**

**Test Facilities**

**Varnishing Line**



## ISO Certification



## Product Certification



## International Certification



Quality assurance policy aimed towards



Supplier performance improvement



# Summary of Installations



**5,811** Generators installed\*

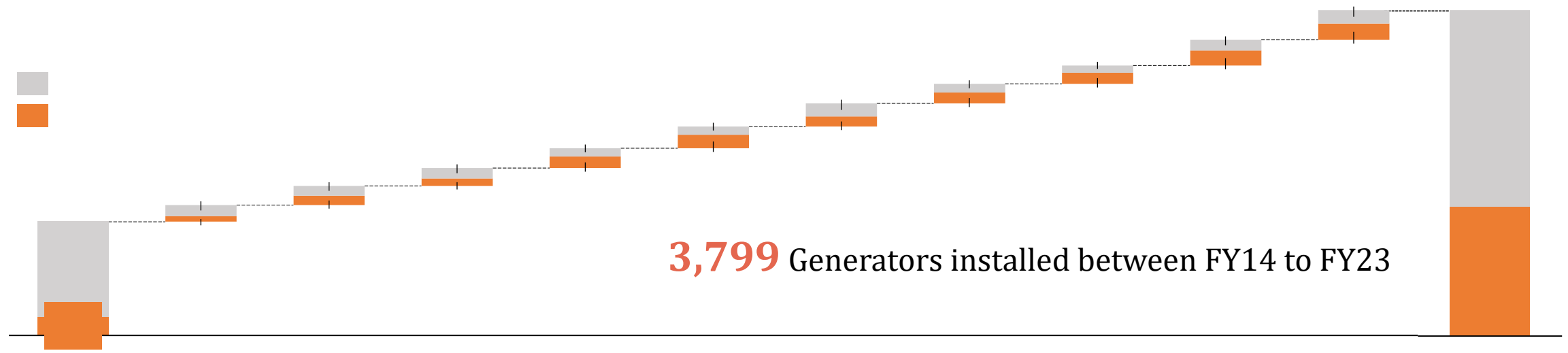
across **103** Countries



# Number of Generators installed



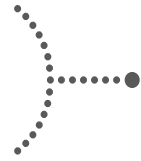
Total Additions												CAGR ~11%
	298	341	319	352	392	411	350	326	459	531		




- 40% of these have been installed in exports has grown at a CAGR of 8% & 22% respectively between FY13 & FY23
- 531 generators have grown by 25% for FY23 on Y-o-Y basis , growth of 16%. grown by 9% & domestic
- commitment to quality, the global acceptance of products & long- standing relationship
- opportunity for our After Market segment

# Service Centers Across the Globe for On-Time Assistance

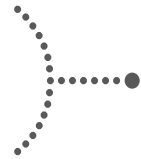
Centers across continents:



52



Local Service Representative



24-48

## Integrated Water & Sanitation Management - FY 2015 to FY 2020.

- 
- 



15,000+

8,000+

1,524+

In line with the CSR policy revised in 2021, TDPS supported initiatives focusing on Education and Education related Infrastructure and welfare projects. Two projects which is currently on going are as follows:

- 
- 
- 
- 
- 
- 



43+

1,524+

200+

# Board of Directors



**Nikhil Kumar**



**Mohib N. Khericha**



**Mrs Prabhamani**



**Nitin Bagamane**



**Ravi K. Mantha**



**Prathibha Sastry**

# Experienced Management Team

---



**Nikhil Kumar - Managing Director**



**Ramakrishna Varna - COO**



**Varalakshmi MN - CFO.**



**Vinay Hegde – Head, Sales & Marketing**



**Vishwanath Hangari – Head, Engineering**

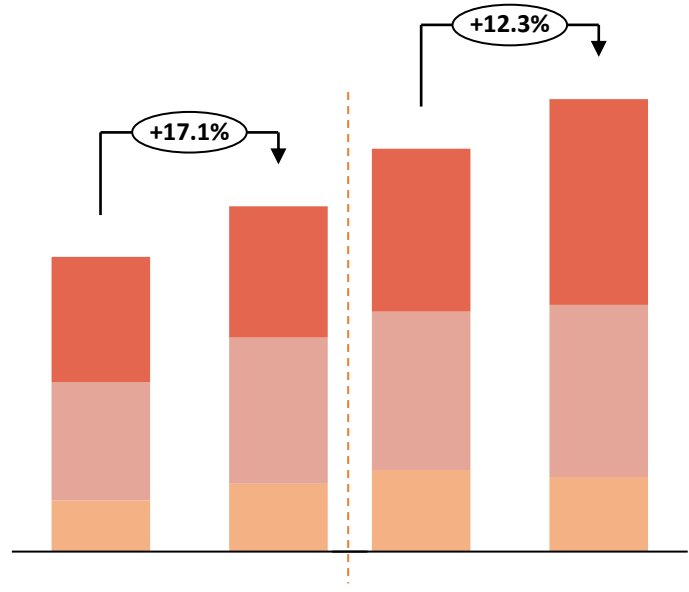
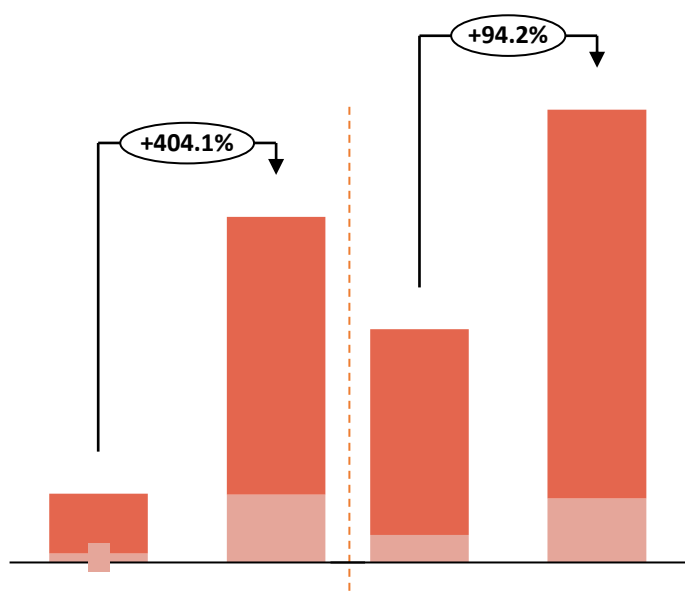
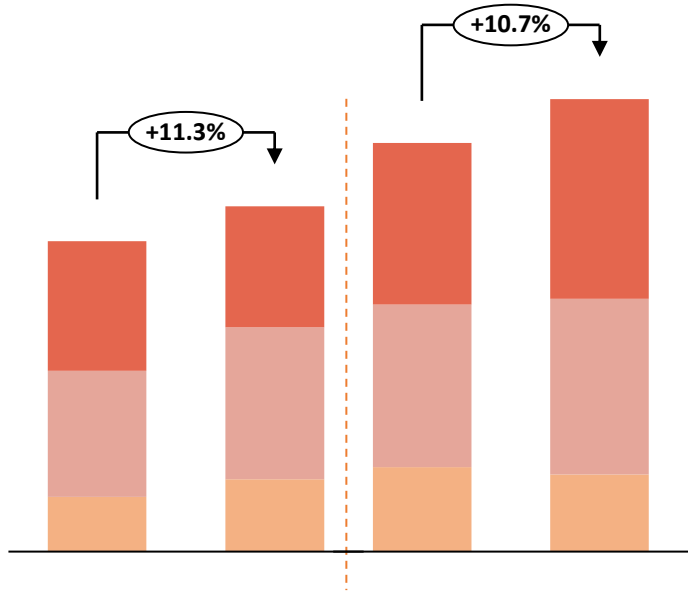


**Bharat Rajwani - Company Secretary**

---

# Financial Section

# Consolidated Segment wise Revenue Analysis





EBIDTA* (Rs. Mn)				
EBIDTA* Margin (%)				




# Key Operational & Financial Highlights

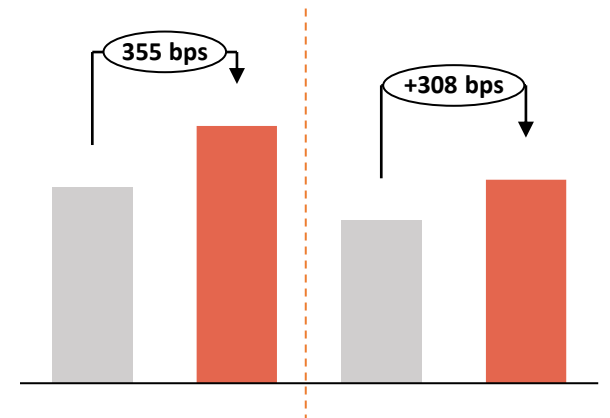

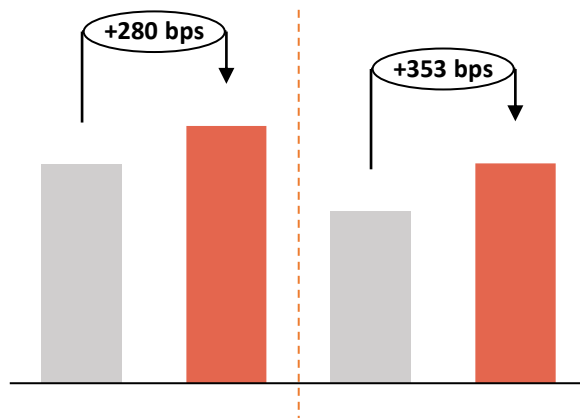

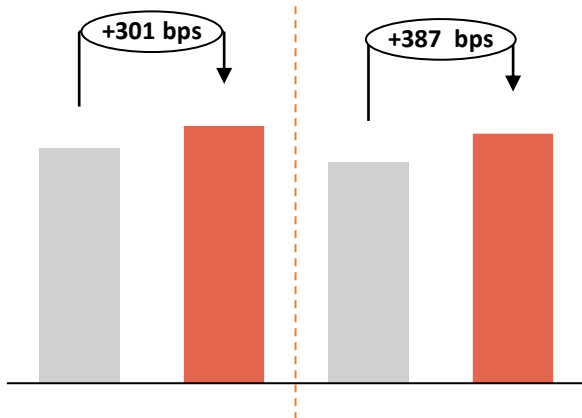

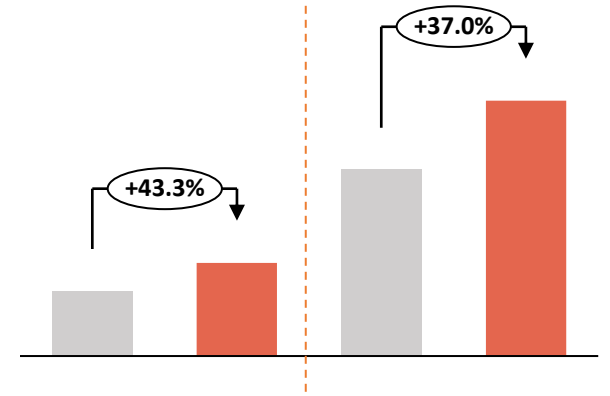
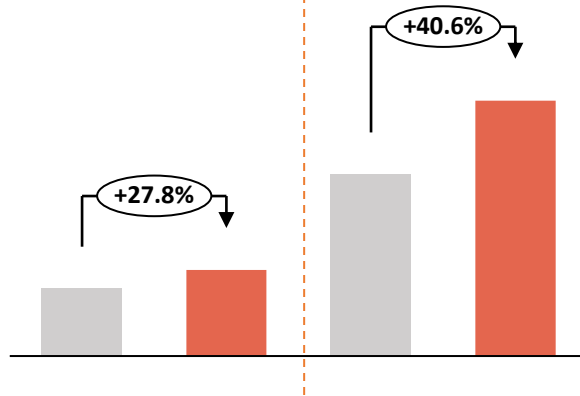
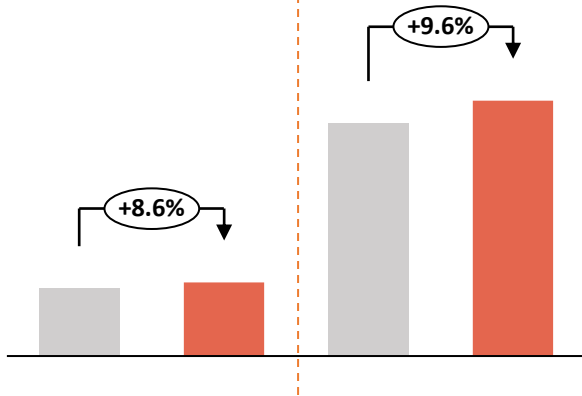
---



**Highlights**



# Q4 & FY23 Consolidated Financial Highlights



# Q4 & FY23 Consolidated Profit & Loss Account



Particulars (Rs. in Mn)	Q4FY23	Q4FY22	YoY	Q3FY23	QoQ	FY23	FY22	YoY
<b>Total Income</b>	<b>2,539.4</b>	<b>2,337.3</b>	<b>9%</b>	<b>2,035.3</b>	<b>25%</b>	<b>8,833.1</b>	<b>8,059.6</b>	<b>10%</b>
<b>Gross Profit</b>	<b>869.3</b>	<b>729.8</b>	<b>19%</b>	<b>674.9</b>	<b>29%</b>	<b>2,929.4</b>	<b>2,360.8</b>	<b>24%</b>
<b>Gross Profit Margin (%)</b>	<b>34.2%</b>	<b>31.2%</b>	<b>301 bps</b>	<b>33.2%</b>	<b>107 bps</b>	<b>33.2%</b>	<b>29.3%</b>	<b>387 bps</b>
<b>EBITDA</b>	<b>475.1</b>	<b>371.8</b>	<b>28%</b>	<b>316.0</b>	<b>50%</b>	<b>1,412.3</b>	<b>1,004.2</b>	<b>41%</b>
<b>EBITDA Margin (%)</b>	<b>18.7%</b>	<b>15.9%</b>	<b>280 bps</b>	<b>15.5%</b>	<b>319 bps</b>	<b>16.0%</b>	<b>12.5%</b>	<b>352 bps</b>
<b>EBIT</b>	<b>422.6</b>	<b>316.7</b>	<b>33%</b>	<b>266.3</b>	<b>59%</b>	<b>1,205.2</b>	<b>783.8</b>	<b>54%</b>
<b>Profit before Tax</b>	<b>459.7</b>	<b>328.3</b>	<b>40%</b>	<b>287.5</b>	<b>60%</b>	<b>1,295.5</b>	<b>920.8</b>	<b>41%</b>
<b>Profit After Tax (PAT)</b>	<b>353.5</b>	<b>246.6</b>	<b>43%</b>	<b>200.7</b>	<b>76%</b>	<b>968.1</b>	<b>706.5</b>	<b>37%</b>
<b>PAT Margin (%)</b>	<b>13.9%</b>	<b>10.6%</b>	<b>355 bps</b>	<b>9.9%</b>	<b>316 bps</b>	<b>11.0%</b>	<b>8.8%</b>	<b>308 bps</b>
<b>Total Comprehensive Income</b>	<b>346.6</b>	<b>236.0</b>		<b>213.5</b>		<b>945.4</b>	<b>614.3</b>	



# Consolidated Abridged Cash Flow Statement



Particulars (in INR Millions)	Mar-23	Mar-22
<b>Operating profit before working capital changes</b>	<b>1,473.4</b>	<b>932.2</b>
<b>Net Cash from Operating Activities</b>	<b>885.6</b>	<b>109.1</b>
<b>Net Cash from Investing Activities</b>	<b>-104.0</b>	<b>-52.4</b>
<b>Net Cash from Financing Activities</b>	<b>-891.2</b>	<b>108.8</b>
<b>Net Foreign exchange difference on translation of foreign operations</b>	<b>-23.5</b>	<b>-86.0</b>
<b>Cash &amp; Cash equivalents at the end of the period</b>	<b>420.9</b>	<b>553.9</b>



886 Million

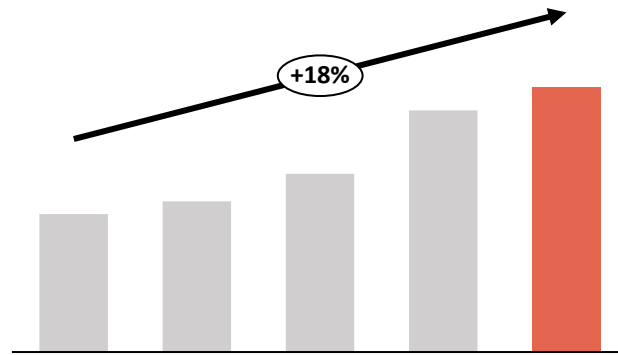
INR 109 Million



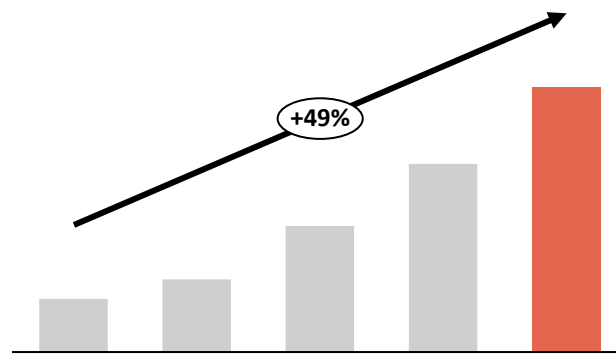
working capital loans & dividend payment

# Historical Financial Highlights

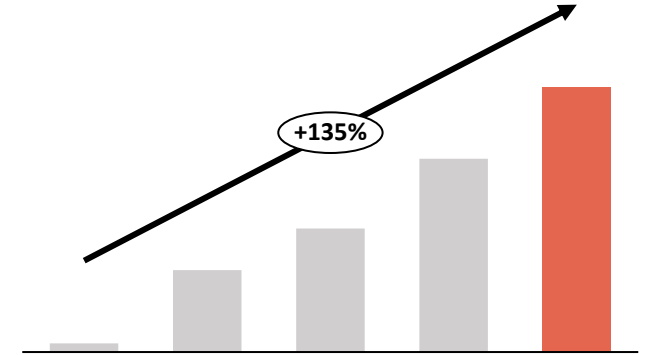
[Placeholder]



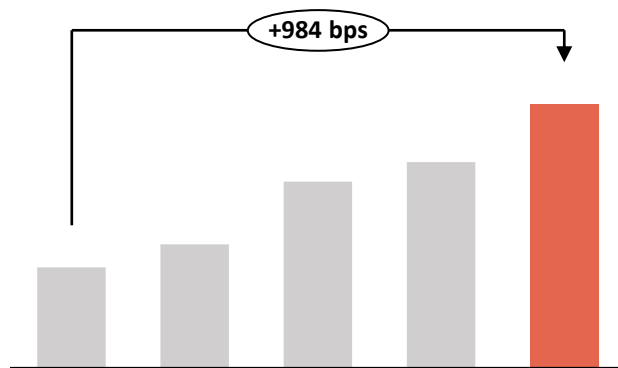
[Placeholder]



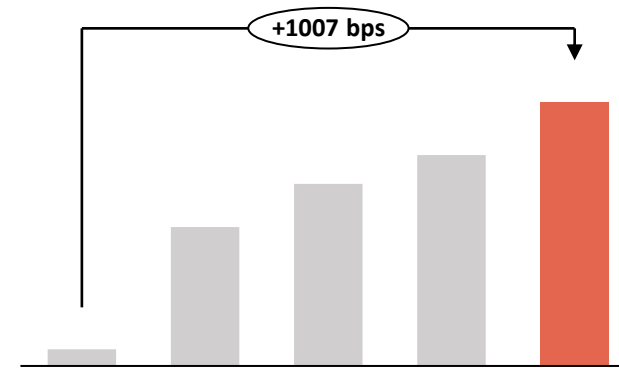
[Placeholder]



[Placeholder]



[Placeholder]

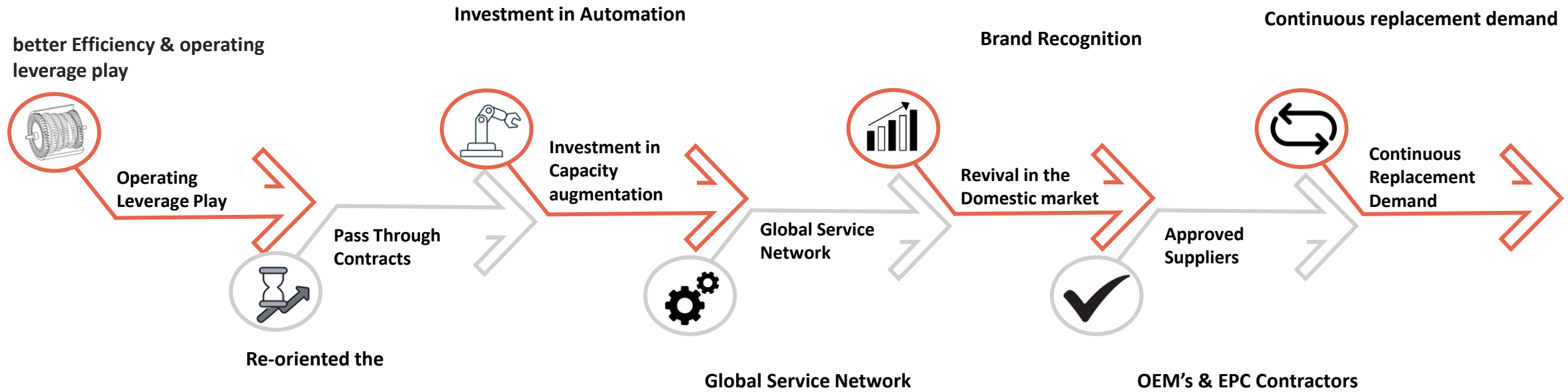


# Historical Consolidated Profit & Loss Account



Particulars (Rs. in Mn)	FY23	FY22	FY21	FY20	FY19	CAGR
<b>Total Income</b>	<b>8,833.1</b>	<b>8,059.6</b>	<b>5,948.1</b>	<b>5,204.8</b>	<b>4,601.3</b>	<b>18.1%</b>
<b>Gross Profit</b>	<b>2,929.4</b>	<b>2,360.8</b>	<b>1,989.2</b>	<b>1,611.0</b>	<b>1,405.4</b>	<b>21.3%</b>
<b>Gross Profit Margin (%)</b>	<b>33.2%</b>	<b>29.3%</b>	<b>33.4%</b>	<b>31.0%</b>	<b>30.5%</b>	
<b>EBITDA</b>	<b>1,412.3</b>	<b>1,004.2</b>	<b>671.7</b>	<b>387.9</b>	<b>282.7</b>	<b>53.2%</b>
<b>EBITDA Margin (%)</b>	<b>16.0%</b>	<b>12.5%</b>	<b>11.3%</b>	<b>7.5%</b>	<b>6.1%</b>	<b>984 bps</b>
<b>EBIT</b>	<b>1,205.2</b>	<b>783.8</b>	<b>456.7</b>	<b>165.6</b>	<b>22.8</b>	
<b>Profit before Tax</b>	<b>1,295.5</b>	<b>920.8</b>	<b>564.8</b>	<b>327.7</b>	<b>74.9</b>	
<b>Profit After Tax (PAT)</b>	<b>968.1</b>	<b>706.5</b>	<b>452.0</b>	<b>299.4</b>	<b>32.0</b>	<b>134.6%</b>
<b>PAT Margin (%)</b>	<b>11.0%</b>	<b>8.8%</b>	<b>7.6%</b>	<b>5.8%</b>	<b>0.7%</b>	<b>1,007 bps</b>
<b>Total Comprehensive Income</b>	<b>945.4</b>	<b>614.3</b>	<b>436.7</b>	<b>288.5</b>	<b>29.0</b>	<b>138.9%</b>

# Key Takeaways



A large, stylized graphic in the background. It features a grid of thin, light gray lines that curve and warp, creating a sense of depth and perspective. The grid is overlaid on a series of overlapping, rounded rectangular shapes that resemble a stack of books or a series of steps, rendered in a light gray, semi-transparent style.

**SITE INSTALLATIONS  
AND  
REFERENCE PROJECTS**

---

# GAS ENGINE GENERATORS





# Diesel Engine Generators



- ❖
- ❖
- ❖



**BIOCEL PASKOV**



**MAXAU**



**Mobile Powe Units**



# Contact Us



**TD Power Systems Limited**

---

---

**SGA** Strategic Growth Advisors

**Strategic Growth Advisors Private Limited**

---

---

