

HDFC FMP 3360D March 2014 (1) (A CLOSE-ENDED INCOME SCHEME)

Portfolio as on 28-Feb-2019

ISIN	Coupon (%)	Name Of the Instrument	Industry+ /Rating	Quantity	Market/ Fair Value (Rs. in Lacs.)	% to NAV
DEBT INSTRUMENTS						
(a) Listed / awaiting listing on Stock Exchanges						
Government Securities (Central/State)						
IN2220120090	8.67	8.67% Maharashtra SDL - Mat 060223	Sovereign	4,00,00,000	41,212.60	70.69
IN2220120116	8.62	8.62% Maharashtra SDL - Mat 060323	Sovereign	25,00,000	2,573.12	4.41
IN0020070028	8.08	8.08 GOI 2022	Sovereign	20,00,000	2,069.72	3.55
IN2120120042	8.63	8.63% Madhya Pradesh SDL - Mat 200323	Sovereign	20,00,000	2,056.65	3.53
IN2920150322	8.39	8.39% Rajasthan SDL - Mat 150323	Sovereign	20,00,000	2,031.14	3.48
IN3320160077	8.25	8.25% Uttar Pradesh SDL - Mat 020623	Sovereign	20,00,000	2,021.12	3.47
IN2920120135	8.56	8.56% Rajasthan SDL (UDAY Scheme) - Mat 230123	Sovereign	15,00,000	1,537.72	2.64
IN1720160044	7.49	7.49% Himachal Pradesh SDL- MAT 280223	Sovereign	10,00,000	988.87	1.70
IN1620150152	8.21	8.21% Haryana SDL - Mat 310323	Sovereign	8,73,600	881.59	1.51
IN1620150145	8.21	8.21% Haryana SDL - Mat 310322	Sovereign	1,00,000	101.45	0.17
IN2820130010	8.51	8.51% Punjab SDL - Mat 100423	Sovereign	28,000	28.64	0.05
Sub Total					55,502.62	95.20
Total					55,502.62	95.20
MONEY MARKET INSTRUMENTS						
Collateralised Borrowing & Lending Obligation						
					Collateralised Borrowing & Lending Obligation	
Sub Total					2,219.74	3.81
Total					2,219.74	3.81
OTHERS						
Net Current Assets						
					Net Current Assets	
Sub Total					574.93	0.99
Total					574.93	0.99
Grand Total					58,297.29	100.00

Top Ten Holdings
+ Industry Classification as recommended by AMFI
\$ Sponsor
** Thinly Traded/ Non-Traded Securities
Non Sensex Scripts
@ Less than 0.01%.

Portfolio Classification by Asset Class(%)	
G-Sec, SDL	95.2
Cash, Cash Equivalents and Net Current Assets	4.8
Portfolio Classification by Rating Class(%)	
Sovereign	95.2
Cash, Cash Equivalents and Net Current Assets	4.8

Notes :

1) NAV History

NAVs per unit (Rs.)	February 28, 2019	January 31, 2019
Dividend Option	13.9215	13.7706
Dividend Option - Direct Plan	13.9905	13.8377
Quarterly Dividend Option	10.1482	10.0382
Quarterly Div Option - Direct Plan	10.1501	10.0392
Flexi Dividend Option	13.9215	13.7706
Flexi Dividend Option - Direct Plan	13.9905	13.8377
Growth Option	13.9215	13.7706
Growth Option - Direct Plan	13.9905	13.8377

2) Total NPAs provided for and its percentage to NAV : Nil

3) Total investments in Foreign Securities / Overseas ETFs / ADRs / GDRs : Nil

4) Repo in Corporate Debt : Nil

5) Total outstanding exposure in Derivative Instruments as on February 28, 2019 : Nil

6) Average Portfolio Maturity (other than equity investments): Nil

HDFC FMP 1261D October 2018 (1) (A CLOSE-ENDED INCOME SCHEME)

Portfolio as on 28-Feb-2019

ISIN	Coupon (%)	Name Of the Instrument	Industry+ /Rating	Quantity	Market/ Fair Value (Rs. in Lacs.)	% to NAV
DEBT INSTRUMENTS						
(a) Listed / awaiting listing on Stock Exchanges						
Government Securities (Central/State)						
IN2920150314	8.39	8.39% Rajasthan SDL - Mat 150322	Sovereign	90,90,000	9,262.72	48.57
IN1620150145	8.21	8.21% Haryana SDL - Mat 310322	Sovereign	89,70,000	9,099.75	47.72
Sub Total					18,362.47	96.29
Total					18,362.47	96.29
MONEY MARKET INSTRUMENTS						
Collateralised Borrowing & Lending Obligation						
		Collateralised Borrowing & Lending Obligation			44.01	0.23
Sub Total					44.01	0.23
Total					44.01	0.23
OTHERS						
Net Current Assets						
		Net Current Assets			663.99	3.48
Sub Total					663.99	3.48
Total					663.99	3.48
Grand Total					19,070.47	100.00

* Top Ten Holdings

+ Industry Classification as recommended by AMFI

\$ Sponsor

** Thinly Traded/ Non-Traded Securities

Non Sensex Scripts

@ Less than 0.01%.

Portfolio Classification by Asset Class(%)

SDL	96.29
Cash, Cash Equivalents and Net Current Assets	3.71
Portfolio Classification by Rating Class(%)	
Sovereign	96.29
Cash, Cash Equivalents and Net Current Assets	3.71

Notes :

1) NAV History

NAVs per unit (Rs.)	-	-	-
Dividend Option	-	-	-
Dividend Option - Direct Plan	10.4770	-	10.3762
Quarterly Dividend Option	-	-	-
Quarterly Div Option - Direct Plan	10.3338	-	10.2343
Growth Option	10.4679	-	10.3691
Growth Option - Direct Plan	10.4770	-	10.3762

2) Total NPAs provided for and its percentage to NAV : Nil

3) Total investments in Foreign Securities / Overseas ETFs / ADRs / GDRs : Nil

4) Repo in Corporate Debt : Nil

5) Total outstanding exposure in Derivative Instruments as on February 28, 2019 : Nil

6) Average Portfolio Maturity (other than equity investments): Nil

HDFC FMP 1134D May 2018 (1) (A CLOSE-ENDED INCOME SCHEME)

Portfolio as on 28-Feb-2019

ISIN	Coupon (%)	Name Of the Instrument	Industry+ /Rating	Quantity	Market/ Fair Value (Rs. in Lacs.)	% to NAV
DEBT INSTRUMENTS						
(a) Listed / awaiting listing on Stock Exchanges						
Government Securities (Central/State)						
IN2920160073	8.15	8.15% Rajasthan SDL (UDAY Scheme- Strip IV) - ISD 230616 I	Sovereign	73,00,000	7,413.11	34.11
IN2220100092	8.46	8.46% Maharashtra SDL - Mat 030321	Sovereign	2,00,000	204.52	0.94
Non-Convertible debentures / Bonds						
INE053F07AK6	7.65	Indian Railways Finance Corp. Ltd.**	CARE - AAA	170	1,689.68	7.77
INE020B08A55	7.7	Rural Electrification Corporation Ltd.**	CRISIL - AAA	150	1,478.73	6.80
INE556F08JF7	8.5	Small Industries Development Bank**	CARE - AAA	140	1,411.82	6.50
INE134E08DQ6	9.61	Power Finance Corporation Ltd**	CRISIL - AAA	101	1,031.21	4.74
INE556F08JD2	7.65	Small Industries Development Bank**	CARE - AAA	86	853.25	3.93
INE115A071O9	8.5	LIC Housing Finance Ltd.**	CRISIL - AAA	30	298.73	1.37
INE756I07B05	7.9407	HDB Financial Services Ltd.**	CRISIL - AAA	21	205.96	0.95
INE134E08IY9	7.42	Power Finance Corporation Ltd**	CARE - AAA	17	167.81	0.77
INE001A07O50	8.35	Housing Development Fin. Corp. Ltd.\$**	CRISIL - AAA	1	99.27	0.46
Zero Coupon Bonds / Deep Discount Bonds						
INE001A07O2		Housing Development Fin. Corp. Ltd.\$**	CRISIL - AAA	19	2,368.65	10.90
INE115A07MX2		LIC Housing Finance Ltd.**	CRISIL - AAA	170	1,816.49	8.36
Sub Total					19,039.23	87.60
(b) Privately Placed / Unlisted						
Non-Convertible debentures / Bonds						
INE895D08873	8.25	Tata Sons Ltd.**	CRISIL - AAA	200	1,969.78	9.06
Sub Total					1,969.78	9.06
Total					21,009.01	96.66
MONEY MARKET INSTRUMENTS						
Collateralised Borrowing & Lending Obligation						
		Collateralised Borrowing & Lending Obligation			56.92	0.26
Sub Total					56.92	0.26
Total					56.92	0.26
OTHERS						
Net Current Assets						
		Net Current Assets			668.13	3.08
Sub Total					668.13	3.08
Total					668.13	3.08
Grand Total					21,734.06	100.00

* Top Ten Holdings
 + Industry Classification as recommended by AMFI
 § Sponsor
 ** Thinly Traded/ Non-Traded Securities
 # Non-Sensex Scripts
 @ Less than 0.01%.

Portfolio Classification by Asset Class(%)	
SDL	35.05
Credit Exposure	61.61
Cash, Cash Equivalents and Net Current Assets	3.34
Portfolio Classification by Rating Class(%)	
Sovereign	35.05
AAA/AAA(SO)/A1+/A1+(SO) & Equivalent	61.61
Cash, Cash Equivalents and Net Current Assets	3.34

Notes :

1) NAV History

NAVs per unit (Rs.)	February 28, 2019	January 31, 2019
Dividend Option	10.6807	10.5981
Dividend Option - Direct Plan	10.7383	10.6495
Quarterly Dividend Option	10.2281	10.1489
Quarterly Div Option - Direct Plan	10.2407	10.1560
Growth Option	10.6807	10.5981
Growth Option - Direct Plan	10.7383	10.6495

2) Total NPAs provided for and its percentage to NAV : Nil

3) Total investments in Foreign Securities / Overseas ETFs / ADRs / GDRs : Nil

4) Repo in Corporate Debt : Nil

5) Total outstanding exposure in Derivative Instruments as on February 28, 2019 : Nil

6) Average Portfolio Maturity (other than equity investments): Nil

HDFC FMP 1274D October 2018 (1) (A CLOSE-ENDED INCOME SCHEME)

Portfolio as on 28-Feb-2019

ISIN	Coupon (%)	Name Of the Instrument	Industry+ / Rating	Quantity	Market/ Fair Value (Rs. in Lacs.)	% to NAV
DEBT INSTRUMENTS						
(a) Listed / awaiting listing on Stock Exchanges						
Government Securities (Central/State)						
IN1620150145	8.21	8.21% Haryana SDL - Mat 310322	Sovereign	74,00,000	7,507.04	28.63
Non-Convertible debentures / Bonds						
INE020B08BD5	8.83	Rural Electrification Corporation Ltd.**	IND - AAA	250	2,525.27	9.63
INE115A07NF7	9.17	LIC Housing Finance Ltd.**	CRISIL - AAA	238	2,409.57	9.19
INE756107CE7	9.3533	HDB Financial Services Ltd.**	CARE - AAA	238	2,406.83	9.18
INE906B07FG1	7.6	National Highways Authority of India	CARE - AAA	230	2,281.34	8.70
INE752E07MF1	8.2	Power Grid Corporation of India Ltd**	CRISIL - AAA	226	2,274.43	8.67
INE261F08A17	8.6	National Bank for Agri & Rural Dev.**	CRISIL - AAA	217	2,198.65	8.39
INE134E08IN2	7.27	Power Finance Corporation Ltd**	CRISIL - AAA	107	1,036.93	3.95
INE029A07075	7.35	Bharat Petroleum Corporation Ltd.**	CRISIL - AAA	95	941.59	3.59
INE733E07KH1	6.72	NTPC Limited**	CRISIL - AAA	50	485.74	1.85
Zero Coupon Bonds / Deep Discount Bonds						
INE296A07Q05		Bajaj Finance Ltd.**	CRISIL - AAA	87	895.75	3.42
INE756107CI8		HDB Financial Services Ltd.**	CRISIL - AAA	7	72.06	0.27
Sub Total					25,035.20	95.47
(b) Privately Placed / Unlisted						
Non-Convertible debentures / Bonds						
INE895D08790	8.25	Tata Sons Ltd.**	CRISIL - AAA	43	420.84	1.61
Sub Total					420.84	1.61
Total					25,456.04	97.08
MONEY MARKET INSTRUMENTS						
Collateralised Borrowing & Lending Obligation						
Sub Total					45.43	0.17
Total					45.43	0.17
OTHERS						
Net Current Assets						
Sub Total					718.11	2.75
Total					718.11	2.75
Grand Total					26,219.58	100.00

* Top Ten Holdings
+ Industry Classification as recommended by AMFI
\$ Sponsor
** Thinly Traded/ Non-Traded Securities
Non Seseon Scrips
@ Less than 0.01%.

Portfolio Classification by Asset Class(%)	
SDL	28.63
Credit Exposure	68.45
Cash, Cash Equivalents and Net Current Assets	2.92
Portfolio Classification by Rating Class(%)	
Sovereign	28.63
AAA/AAA(SO)/A1+/A1+(SO) & Equivalent	68.45
Cash, Cash Equivalents and Net Current Assets	2.92

Notes :

1) NAV History

NAVs per unit (Rs.)	February 28, 2019	January 31, 2019
Dividend Option	10.4485	10.3746
Dividend Option - Direct Plan	10.4814	10.4004
Quarterly Dividend Option	10.3046	10.2316
Quarterly Div Option - Direct Plan	10.3202	10.2404
Growth Option	10.4485	10.3746
Growth Option - Direct Plan	10.4814	10.4004

2) Total NPAs provided for and its percentage to NAV : Nil

3) Total investments in Foreign Securities / Overseas ETFs / ADRs / GDRs : Nil

4) Repo in Corporate Debt : Nil

5) Total outstanding exposure in Derivative Instruments as on February 28, 2019 : Nil

6) Average Portfolio Maturity (other than equity investments): Nil

HDFC FMP 1119D June 2018 (1) (A CLOSE-ENDED INCOME SCHEME)

Portfolio as on 28-Feb-2019

ISIN	Coupon (%)	Name Of the Instrument	Industry+ /Rating	Quantity	Market/ Fair Value (Rs. in Lacs.)	% to NAV
DEBT INSTRUMENTS						
(a) Listed / awaiting listing on Stock Exchanges						
Government Securities (Central/State)						
IN2920160073	8.15	8.15% Rajasthan SDL (UDAY Scheme- Strip IV) - ISD 230616 I Sovereign		25,00,000	2,538.74	26.07
Non-Convertible debentures / Bonds						
INE556F083F7	8.5	Small Industries Development Bank**	CARE - AAA	100	1,008.44	10.36
INE053F07AK6	7.65	Indian Railways Finance Corp. Ltd.**	CARE - AAA	100	993.93	10.21
INE134E08DQ6	9.61	Power Finance Corporation Ltd**	CRISIL - AAA	92	939.32	9.65
INE020B08AW7	7.73	Rural Electrification Corporation Ltd.**	CRISIL - AAA	50	492.15	5.05
INE020B08AO4	7.18	Rural Electrification Corporation Ltd.**	CARE - AAA	50	487.06	5.00
INE001A07OS0	8.35	Housing Development Fin. Corp. Ltd.\$**	CRISIL - AAA	1	99.27	1.02
INE261F08956	7.4	National Bank for Agri & Rural Dev.**	CRISIL - AAA	10	98.77	1.01
Zero Coupon Bonds / Deep Discount Bonds						
INE916DA7PO3		Kotak Mahindra Prime Ltd.**	CRISIL - AAA	130	1,072.41	11.01
INE756107BX9		HDB Financial Services Ltd.**	CRISIL - AAA	100	1,060.67	10.89
INE001A07OW2		Housing Development Fin. Corp. Ltd.\$**	CRISIL - AAA	4	498.66	5.12
Sub Total					9,289.42	95.39
Total					9,289.42	95.39
MONEY MARKET INSTRUMENTS						
Collateralised Borrowing & Lending Obligation						
Sub Total					194.97	2.00
Total					194.97	2.00
OTHERS						
Net Current Assets						
Sub Total					252.32	2.61
Total					252.32	2.61
Grand Total					9,736.71	100.00

* Top Ten Holdings
+ Industry Classification as recommended by AMFI
\$ Sponsor
** Thinly Traded/ Non-Traded Securities
Non Sensex Scrips
@ Less than 0.01%.

Portfolio Classification by Asset Class(%)	
SDL	26.07
Credit Exposure	69.32
Cash, Cash Equivalents and Net Current Assets	4.61
Portfolio Classification by Rating Class(%)	
Sovereign	26.07
AAA/AAA(SO)/A1+/A1+(SO) & Equivalent	69.32
Cash, Cash Equivalents and Net Current Assets	4.61

Notes :

1) NAV History

NAVs per unit (Rs.)	February 28, 2019	January 31, 2019
Dividend Option	10.6359	10.5596
Dividend Option - Direct Plan	10.6883	10.6059
Quarterly Dividend Option	10.2128	10.1395
Quarterly Div Option - Direct Plan	10.2255	10.1468
Growth Option	10.6359	10.5596
Growth Option - Direct Plan	10.6883	10.6059

2) Total NPAs provided for and its percentage to NAV : Nil

3) Total investments in Foreign Securities / Overseas ETFs / ADRs / GDRs : Nil

4) Repo in Corporate Debt : Nil

5) Total outstanding exposure in Derivative Instruments as on February 28, 2019 : Nil

6) Average Portfolio Maturity (other than equity investments): Nil

HDFC FMP 1113D JUNE 2018 (1) (A CLOSE-ENDED INCOME SCHEME)

Portfolio as on 28-Feb-2019

ISIN	Coupon (%)	Name Of the Instrument	Industry+ / Rating	Quantity	Market/ Fair Value (Rs. in Lacs.)	% to NAV
DEBT INSTRUMENTS						
(a) Listed / awaiting listing on Stock Exchanges						
Government Securities (Central/State)						
IN2920160073	8.15	8.15% Rajasthan SDL (UDAY Scheme- Strip IV) - ISD 230616 I Sovereign		14,80,000	1,502.93	25.99
Non-Convertible debentures / Bonds						
INE556F083F7	8.5	Small Industries Development Bank**	CARE - AAA	50	504.22	8.72
INE053F07AK6	7.65	Indian Railways Finance Corp. Ltd.**	CARE - AAA	50	496.97	8.59
INE020B08AW7	7.73	Rural Electrification Corporation Ltd.**	CRISIL - AAA	50	492.15	8.51
INE261F08956	7.4	National Bank for Agri & Rural Dev.**	CRISIL - AAA	20	197.54	3.42
INE134E081Y9	7.42	Power Finance Corporation Ltd**	CARE - AAA	16	157.93	2.73
INE020B08AQ4	7.18	Rural Electrification Corporation Ltd.**	CARE - AAA	10	97.41	1.68
Zero Coupon Bonds / Deep Discount Bonds						
INE377Y07037		BAJAJ HOUSING FINANCE LIMITED**	CRISIL - AAA	60	639.23	11.05
INE756107BX9		HDB Financial Services Ltd.**	CRISIL - AAA	50	530.34	9.17
INE916DA7PO3		Kotak Mahindra Prime Ltd.**	CRISIL - AAA	64	527.96	9.13
INE001A07OW2		Housing Development Fin. Corp. Ltd.\$**	CRISIL - AAA	4	498.66	8.62
Sub Total					5,645.34	97.61
Total					5,645.34	97.61
MONEY MARKET INSTRUMENTS						
Collateralised Borrowing & Lending Obligation						
					20.49	0.35
Sub Total					20.49	0.35
Total					20.49	0.35
OTHERS						
Net Current Assets						
					117.27	2.04
Sub Total					117.27	2.04
Total					117.27	2.04
Grand Total					5,783.10	100.00

Top Ten Holdings
+ Industry Classification as recommended by AMFI
\$ Sponsor
** Thinly Traded/ Non-Traded Securities
Non Sensex Scrips
@ Less than 0.01%.

Portfolio Classification by Asset Class(%)	
SDL	25.99
Credit Exposure	71.62
Cash, Cash Equivalents and Net Current Assets	2.39
Portfolio Classification by Rating Class(%)	
Sovereign	25.99
AAA/AAA(SO)/A1+/A1+(SO) & Equivalent	71.62
Cash, Cash Equivalents and Net Current Assets	2.39

Notes :

1) NAV History

NAVs per unit (Rs.)	February 28, 2019	January 31, 2019
Dividend Option	10.5940	10.5218
Dividend Option - Direct Plan	-	-
Quarterly Dividend Option	10.1924	10.1229
Quarterly Div Option - Direct Plan	10.2051	10.1300
Growth Option	10.5940	10.5218
Growth Option - Direct Plan	10.6472	10.5689

2) Total NPAs provided for and its percentage to NAV : Nil

3) Total investments in Foreign Securities / Overseas ETFs / ADRs / GDRs : Nil

4) Repo in Corporate Debt : Nil

5) Total outstanding exposure in Derivative Instruments as on February 28, 2019 : Nil

6) Average Portfolio Maturity (other than equity investments): Nil

HDFC FMP 1246D NOVEMBER 2018 (1) (A CLOSE-ENDED INCOME SCHEME)

Portfolio as on 28-Feb-2019

ISIN	Coupon (%)	Name Of the Instrument	Industry+ / Rating	Quantity	Market/ Fair Value (Rs. in Lacs.)	% to NAV
DEBT INSTRUMENTS						
(a) Listed / awaiting listing on Stock Exchanges						
Government Securities (Central/State)						
* IN2920150314	8.39	8.39% Rajasthan SDL - Mat 150322	Sovereign	70,00,000	7,133.01	25.09
Non-Convertible debentures / Bonds						
* INE556F08J11	8.81	Small Industries Development Bank	CARE - AAA	300	3,063.53	10.78
* INE020B08AF2	7.46	Rural Electrification Corporation Ltd.**	CRISIL - AAA	312	3,044.29	10.71
* INE115A07NF7	9.17	LIC Housing Finance Ltd.**	CRISIL - AAA	300	3,037.27	10.68
* INE906B07FG1	7.6	National Highways Authority of India	CARE - AAA	285	2,826.88	9.94
* INE134E08IN2	7.27	Power Finance Corporation Ltd**	CRISIL - AAA	271	2,626.24	9.24
* INE756I07CE7	9.3533	HDB Financial Services Ltd.**	CARE - AAA	220	2,224.80	7.83
Zero Coupon Bonds / Deep Discount Bonds						
* INE296A07QQ5		Bajaj Finance Ltd.**	CRISIL - AAA	318	3,274.11	11.52
* INE115A07NM3		LIC Housing Finance Ltd.**	CRISIL - AAA	12	124.15	0.44
Sub Total					27,354.28	96.23
Total					27,354.28	96.23
MONEY MARKET INSTRUMENTS						
Collateralised Borrowing & Lending Obligation						
Sub Total					371.43	1.31
Total					371.43	1.31
OTHERS						
Net Current Assets						
Sub Total					705.01	2.46
Total					705.01	2.46
Grand Total					28,430.72	100.00

* Top Ten Holdings
+ Industry Classification as recommended by AMFI
\$ Sponsor
** Thinly Traded/ Non-Traded Securities
Non Sensex Scripts
@ Less than 0.01%.

Portfolio Classification by Asset Class(%)	
SDL	25.09
Credit Exposure	71.14
Cash, Cash Equivalents and Net Current Assets	3.77
Portfolio Classification by Rating Class(%)	
Sovereign	25.09
AAA/AA(SO)/A1+/A1+(SO) & Equivalent	71.14
Cash, Cash Equivalents and Net Current Assets	3.77

Notes :

1) NAV History

NAVs per unit (Rs.)	February 28, 2019	January 31, 2019
Dividend Option	10.3126	10.2363
Dividend Option - Direct Plan	10.3324	10.2504
Quarterly Dividend Option	10.3126	10.2363
Quarterly Div Option - Direct Plan	10.3324	10.2504
Growth Option	10.3126	10.2363
Growth Option - Direct Plan	10.3324	10.2504

2) Total NPAs provided for and its percentage to NAV : Nil

3) Total investments in Foreign Securities / Overseas ETFs / ADRs / GDRs : Nil

4) Repo in Corporate Debt : Nil

5) Total outstanding exposure in Derivative Instruments as on February 28, 2019 : Nil

6) Average Portfolio Maturity (other than equity investments): Nil

HDFC FMP 1260D October 2018 (1) (A CLOSE-ENDED INCOME SCHEME)

Portfolio as on 28-Feb-2019

ISIN	Coupon (%)	Name Of the Instrument	Industry+ /Rating	Quantity	Market/ Fair Value (Rs. in Lacs.)	% to NAV
DEBT INSTRUMENTS						
(a) Listed / awaiting listing on Stock Exchanges						
Government Securities (Central/State)						
IN1620150145	8.21	8.21% Haryana SDL - Mat 310322	Sovereign	12,60,000	1,278.23	24.57
Non-Convertible debentures / Bonds						
INE556F08J11	8.81	Small Industries Development Bank	CARE - AAA	47	479.95	9.22
INE115A07NF7	9.17	LIC Housing Finance Ltd.**	CRISIL - AAA	47	475.84	9.14
INE756107CE7	9.3533	HDB Financial Services Ltd.**	CARE - AAA	47	475.30	9.13
INE774D07SL2	9.4745	M&M Financial Services Ltd.**	IND - AAA	47	475.17	9.13
INE752E07MF1	8.2	Power Grid Corporation of India Ltd**	CRISIL - AAA	45	452.87	8.70
INE906B07FG1	7.6	National Highways Authority of India	CARE - AAA	45	446.35	8.58
INE020B08AF2	7.46	Rural Electrification Corporation Ltd.**	CRISIL - AAA	45	439.08	8.44
INE134E08IN2	7.27	Power Finance Corporation Ltd**	CRISIL - AAA	22	213.20	4.10
INE020B08BF0	8.45	Rural Electrification Corporation Ltd.**	IND - AAA	2	20.12	0.39
INE848E07708	8.54	NHPC Ltd.**	IND - AAA	2	2.02	0.04
Zero Coupon Bonds / Deep Discount Bonds						
INE296A07QQ5		Bajaj Finance Ltd.**	CRISIL - AAA	20	205.92	3.96
Sub Total					4,964.05	95.40
Total					4,964.05	95.40
MONEY MARKET INSTRUMENTS						
Collateralised Borrowing & Lending Obligation						
Sub Total					104.59	2.01
Total					104.59	2.01
OTHERS						
Net Current Assets						
Sub Total					134.78	2.59
Total					134.78	2.59
Grand Total					5,203.42	100.00

* Top Ten Holdings
 + Industry Classification as recommended by AMFI
 \$ Sponsor
 ** Thinly Traded/ Non-Traded Securities
 # Non Sensex Scripts
 @ Less than 0.01%.

Portfolio Classification by Asset Class(%)	
SDL	24.57
Credit Exposure	70.83
Cash, Cash Equivalents and Net Current Assets	4.6
Portfolio Classification by Rating Class(%)	
Sovereign	24.57
AAA/AAA(SO)/A1+/A1+(SO) & Equivalent	70.83
Cash, Cash Equivalents and Net Current Assets	4.6

Notes :

1) NAV History

NAVs per unit (Rs.)			
Dividend Option	-	-	-
Dividend Option - Direct Plan	-	-	-
Quarterly Dividend Option	-	-	-
Quarterly Div Option - Direct Plan	10.2964		10.2175
Growth Option	10.4194		10.3415
Growth Option - Direct Plan	10.4281		10.3481

2) Total NPAs provided for and its percentage to NAV : Nil

3) Total investments in Foreign Securities / Overseas ETFs / ADRs / GDRs : Nil

4) Repo in Corporate Debt : Nil

5) Total outstanding exposure in Derivative Instruments as on February 28, 2019 : Nil

6) Average Portfolio Maturity (other than equity investments): Nil

HDFC FMP 1280D October 2018 (1) (A CLOSE-ENDED INCOME SCHEME)

Portfolio as on 28-Feb-2019

ISIN	Coupon (%)	Name Of the Instrument	Industry+ /Rating	Quantity	Market/ Fair Value (Rs. in Lacs.)	% to NAV
DEBT INSTRUMENTS						
(a) Listed / awaiting listing on Stock Exchanges						
Government Securities (Central/State)						
* IN2920150314	8.39	8.39% Rajasthan SDL - Mat 150322	Sovereign	23,40,000	2,384.46	24.44
Non-Convertible debentures / Bonds						
* INE261F08A17	8.6	National Bank for Agri & Rural Dev.**	CRISIL - AAA	86	871.36	8.93
* INE906B07FG1	7.6	National Highways Authority of India	CARE - AAA	87	862.94	8.85
* INE861G08035	9.95	Food Corporation of India (Corporate guarantee from Govt of I	CRISIL - AAA(SO)	81	853.98	8.75
* INE020B08AF2	7.46	Rural Electrification Corporation Ltd.**	CRISIL - AAA	87	848.89	8.70
* INE115A07LM7	7.95	LIC Housing Finance Ltd.**	CRISIL - AAA	85	834.18	8.55
* INE756107CE7	9.3533	HDB Financial Services Ltd.**	CARE - AAA	80	809.02	8.29
* INE752E07MF1	8.2	Power Grid Corporation of India Ltd**	CRISIL - AAA	31	311.98	3.20
Zero Coupon Bonds / Deep Discount Bonds						
* INE296A07Q05		Bajaj Finance Ltd.**	CRISIL - AAA	57	586.87	6.02
Sub Total					8,363.68	85.73
(b) Privately Placed / Unlisted						
Non-Convertible debentures / Bonds						
* INE895D08790	8.25	Tata Sons Ltd.**	CRISIL - AAA	87	851.47	8.73
Sub Total					851.47	8.73
Total					9,215.15	94.46
MONEY MARKET INSTRUMENTS						
Collateralised Borrowing & Lending Obligation						
		Collateralised Borrowing & Lending Obligation			142.57	1.46
Sub Total					142.57	1.46
Total					142.57	1.46
OTHERS						
Net Current Assets						
		Net Current Assets			398.14	4.08
Sub Total					398.14	4.08
Total					398.14	4.08
Grand Total					9,755.86	100.00

* Top Ten Holdings
+ Industry Classification as recommended by AMFI
\$ Sponsor
** Thinly Traded/ Non-Traded Securities
Non Sensex Scrips
@ Less than 0.01%.

Portfolio Classification by Asset Class(%)	
SDL	24.44
Credit Exposure	70.02
Cash, Cash Equivalents and Net Current Assets	5.54
Portfolio Classification by Rating Class(%)	
Sovereign	24.44
AAA/AAA(SO)/A1+/A1+(SO) & Equivalent	70.02
Cash, Cash Equivalents and Net Current Assets	5.54

Notes :

1) NAV History

NAVs per unit (Rs.)	February 28, 2019	January 31, 2019
Quarterly Dividend Option	10.3065	10.2363
Growth Option	10.4649	10.3936
Growth Option - Direct Plan	10.5012	10.4225

2) Total NPAs provided for and its percentage to NAV : Nil

3) Total investments in Foreign Securities / Overseas ETFs / ADRs / GDRs : Nil

4) Repo in Corporate Debt : Nil

5) Total outstanding exposure in Derivative Instruments as on February 28, 2019 : Nil

6) Average Portfolio Maturity (other than equity investments): Nil

HDFC FMP 1372D September 2018 (1) (A CLOSE-ENDED INCOME SCHEME)

Portfolio as on 28-Feb-2019

ISIN	Coupon (%)	Name Of the Instrument	Industry+ / Rating	Quantity	Market/ Fair Value (Rs. in Lacs.)	% to NAV	
DEBT INSTRUMENTS							
(a) Listed / awaiting listing on Stock Exchanges							
Government Securities (Central/State)							
IN2220170012	7.42	7.42% Maharashtra SDL - Mat 110522	Sovereign	29,45,000	2,934.78	23.14	
Non-Convertible debentures / Bonds							
INE514E08AX1	9.3	Export - Import Bank of India**	CRISIL - AAA	132	1,368.81	10.79	
INE134E08JB5	7.28	Power Finance Corporation Ltd**	CARE - AAA	124	1,194.18	9.41	
INE756107CE7	9.3533	HDB Financial Services Ltd.**	CARE - AAA	115	1,162.96	9.17	
INE115A07NF7	9.17	LIC Housing Finance Ltd.**	CRISIL - AAA	109	1,103.54	8.70	
INE906B07FG1	7.6	National Highways Authority of India	CARE - AAA	92	912.54	7.19	
INE020B08AF2	7.46	Rural Electrification Corporation Ltd.**	CRISIL - AAA	93	907.43	7.15	
INE752E07MF1	8.2	Power Grid Corporation of India Ltd**	CRISIL - AAA	70	704.47	5.55	
INE296A07LTO	8.234	Bajaj Finance Ltd.**	IND - AAA	3	29.85	0.24	
INE261F08A17	8.6	National Bank for Agri & Rural Dev.**	CRISIL - AAA	2	20.26	0.16	
Zero Coupon Bonds / Deep Discount Bonds							
INE296A07QQ5		Bajaj Finance Ltd.**	CRISIL - AAA	35	360.36	2.84	
Sub Total					10,699.18	84.34	
(b) Privately Placed / Unlisted							
Non-Convertible debentures / Bonds							
INE895D08790	8.25	Tata Sons Ltd.**	CRISIL - AAA	137	1,340.83	10.57	
Sub Total					1,340.83	10.67	
Total					12,040.01	94.91	
MONEY MARKET INSTRUMENTS							
Collateralised Borrowing & Lending Obligation							
					Collateralised Borrowing & Lending Obligation	159.32	1.26
Sub Total					159.32	1.26	
Total					159.32	1.26	
OTHERS							
Net Current Assets							
					Net Current Assets	485.92	3.83
Sub Total					485.92	3.83	
Total					485.92	3.83	
Grand Total					12,685.25	100.00	

* Top Ten Holdings
+ Industry Classification as recommended by AMFI
\$ Sponsor
** Thinly Traded/ Non-Traded Securities
Non Sensex Stocks
@ Less than 0.01%.

Portfolio Classification by Asset Class(%)	
SDL	23.14
Credit Exposure	71.77
Cash, Cash Equivalents and Net Current Assets	5.09
Portfolio Classification by Rating Class(%)	
Sovereign	23.14
AAA/AAA(SO)/A1+/A1+(SO) & Equivalent	71.77
Cash, Cash Equivalents and Net Current Assets	5.09

Notes :

1) NAV History

NAVs per unit (Rs.)	February 28, 2019	January 31, 2019
Dividend Option	10.5086	10.4323
Dividend Option - Direct Plan	10.5415	10.4589
Quarterly Div Option - Direct Plan	10.3399	10.2589
Growth Option	10.5086	10.4323
Growth Option - Direct Plan	10.5415	10.4589

2) Total NPAs provided for and its percentage to NAV : Nil

3) Total investments in Foreign Securities / Overseas ETFs / ADRs / GDRs : Nil

4) Repo in Corporate Debt : Nil

5) Total outstanding exposure in Derivative Instruments as on February 28, 2019 : Nil

6) Average Portfolio Maturity (other than equity investments): Nil

HDFC FMP 1265D October 2018 (1) (A CLOSE-ENDED INCOME SCHEME)

Portfolio as on 28-Feb-2019

ISIN	Coupon (%)	Name Of the Instrument	Industry+ / Rating	Quantity	Market/ Fair Value (Rs. in Lacs.)	% to NAV
DEBT INSTRUMENTS						
(a) Listed / awaiting listing on Stock Exchanges						
Government Securities (Central/State)						
IN1620150145	8.21	8.21% Haryana SDL - Mat 310322	Sovereign	30,50,000	3,094.12	22.75
Non-Convertible debentures / Bonds						
INE556F08J11	8.81	Small Industries Development Bank	CARE - AAA	122	1,245.83	9.16
INE774D07SL2	9.4745	M&M Financial Services Ltd.**	IND - AAA	123	1,243.53	9.14
INE756107CE7	9.3533	HDB Financial Services Ltd.**	CARE - AAA	122	1,233.75	9.07
INE906807FG1	7.6	National Highways Authority of India	CARE - AAA	120	1,190.27	8.75
INE020B08AF2	7.46	Rural Electrification Corporation Ltd.**	CRISIL - AAA	121	1,180.64	8.68
INE861G08035	9.95	Food Corporation of India (Corporate guarantee from Govt of I	CRISIL - AAA(SO)	111	1,170.27	8.61
INE115A07NF7	9.17	LIC Housing Finance Ltd.**	CRISIL - AAA	115	1,164.29	8.56
INE752E07MF1	8.2	Power Grid Corporation of India Ltd**	CRISIL - AAA	72	724.60	5.33
Zero Coupon Bonds / Deep Discount Bonds						
INE296A07QQ5		Bajaj Finance Ltd.**	CRISIL - AAA	69	710.42	5.22
Sub Total					12,957.72	95.27
Total					12,957.72	95.27
MONEY MARKET INSTRUMENTS						
Collateralised Borrowing & Lending Obligation						
					216.11	1.59
Sub Total					216.11	1.59
Total					216.11	1.59
OTHERS						
Net Current Assets						
					424.76	3.14
Sub Total					424.76	3.14
Total					424.76	3.14
Grand Total					13,598.59	100.00

* Top Ten Holdings
 + Industry Classification as recommended by AMFI
 § Sponsor
 ** Thinly Traded/ Non-Traded Securities
 # Non Sensex Scripts
 @ Less than 0.01%.

Portfolio Classification by Asset Class(%)	
SDL	22.75
Credit Exposure	72.52
Cash, Cash Equivalents and Net Current Assets	4.73
Portfolio Classification by Rating Class(%)	
Sovereign	22.75
AAA/AAA(SO)/A1+/A1+(SO) & Equivalent	72.52
Cash, Cash Equivalents and Net Current Assets	4.73

Notes :

1) NAV History

NAVs per unit (Rs.)	February 28, 2019	January 31, 2019
Dividend Option	10.4021	10.3292
Dividend Option - Direct Plan	10.4275	10.3480
Quarterly Dividend Option	10.2783	10.2067
Quarterly Div Option - Direct Plan	10.2945	10.2161
Growth Option	10.4021	10.3292
Growth Option - Direct Plan	10.4275	10.3480

2) Total NPAs provided for and its percentage to NAV : Nil

3) Total investments in Foreign Securities / Overseas ETFs / ADRs / GDRs : Nil

4) Repo in Corporate Debt : Nil

5) Total outstanding exposure in Derivative Instruments as on February 28, 2019 : Nil

6) Average Portfolio Maturity (other than equity investments): Nil

HDFC FMP 1181D April 2018 (1) (A CLOSE-ENDED INCOME SCHEME)

Portfolio as on 28-Feb-2019

ISIN	Coupon (%)	Name Of the Instrument	Industry+ /Rating	Quantity	Market/ Fair Value (Rs. in Lacs.)	% to NAV
DEBT INSTRUMENTS						
(a) Listed / awaiting listing on Stock Exchanges						
Government Securities (Central/State)						
IN2920160073	8.15	8.15% Rajasthan SDL (UDAY Scheme- Strip IV) - ISD 230616 I Sovereign		31,80,000	3,229.27	21.92
Non-Convertible debentures / Bonds						
INE020B08AW7	7.73	Rural Electrification Corporation Ltd.**	CRISIL - AAA	166	1,633.95	11.09
INE134E08DQ6	9.61	Power Finance Corporation Ltd**	CRISIL - AAA	149	1,521.29	10.32
INE556F08JD2	7.65	Small Industries Development Bank**	CARE - AAA	140	1,389.01	9.43
INE756I07BU5	7.9407	HDB Financial Services Ltd.**	CRISIL - AAA	129	1,265.17	8.59
INE053F07AK6	7.65	Indian Railways Finance Corp. Ltd.**	CARE - AAA	29	288.24	1.96
INE261F08956	7.4	National Bank for Agri & Rural Dev.**	CRISIL - AAA	25	246.93	1.68
Zero Coupon Bonds / Deep Discount Bonds						
INE001A07OW2		Housing Development Fin. Corp. Ltd.\$**	CRISIL - AAA	12	1,495.99	10.15
INE115A07MX2		LIC Housing Finance Ltd.**	CRISIL - AAA	140	1,495.93	10.15
Sub Total					12,565.78	85.29
(b) Privately Placed / Unlisted						
Non-Convertible debentures / Bonds						
INE895D08873	8.25	Tata Sons Ltd.**	CRISIL - AAA	140	1,378.85	9.36
Sub Total					1,378.85	9.36
Total					13,944.63	94.65
MONEY MARKET INSTRUMENTS						
Collateralised Borrowing & Lending Obligation						
		Collateralised Borrowing & Lending Obligation			322.25	2.19
Sub Total					322.25	2.19
Total					322.25	2.19
OTHERS						
Net Current Assets						
		Net Current Assets			468.27	3.16
Sub Total					468.27	3.16
Total					468.27	3.16
Grand Total					14,735.15	100.00

* Top Ten Holdings
+ Industry Classification as recommended by AMFI
\$ Sponsor
** Thinly Traded/ Non-Traded Securities
Non Sensex Scrips
@ Less than 0.01%.

Portfolio Classification by Asset Class(%)	
SDL	21.92
Credit Exposure	72.73
Cash, Cash Equivalents and Net Current Assets	5.35
Portfolio Classification by Rating Class(%)	
Sovereign	21.92
AAA/AAA(SO)/A1+/A1+(SO) & Equivalent	72.73
Cash, Cash Equivalents and Net Current Assets	5.35

Notes :

1) NAV History

NAVs per unit (Rs.)	February 28, 2019	January 31, 2019
Dividend Option	10.6607	10.5839
Dividend Option - Direct Plan	10.6832	10.6042
Quarterly Dividend Option	10.1593	10.0861
Quarterly Div Option - Direct Plan	10.1638	10.0886
Growth Option	10.6607	10.5839
Growth Option - Direct Plan	10.6832	10.6042

2) Total NPAs provided for and its percentage to NAV : Nil

3) Total investments in Foreign Securities / Overseas ETFs / ADRs / GDRs : Nil

4) Repo in Corporate Debt : Nil

5) Total outstanding exposure in Derivative Instruments as on February 28, 2019 : Nil

6) Average Portfolio Maturity (other than equity investments): Nil

HDFC FMP 1133D JULY 2018 (1) (A CLOSE-ENDED INCOME SCHEME)

Portfolio as on 28-Feb-2019

ISIN	Coupon (%)	Name Of the Instrument	Industry+ / Rating	Quantity	Market/ Fair Value (Rs. in Lacs.)	% to NAV
DEBT INSTRUMENTS						
(a) Listed / awaiting listing on Stock Exchanges						
Government Securities (Central/State)						
IN2920160073	8.15	8.15% Rajasthan SDL (UDAY Scheme- Strip IV) - ISD 230616	Sovereign	28,00,000	2,843.38	18.47
IN1520110058	8.59	8.59% Gujarat SDL - Mat 240821	Sovereign	25,00,000	2,572.20	16.71
Non-Convertible debentures / Bonds						
INE110L07070	8.32	Reliance Jio Infocomm Limited**	CRISIL - AAA	161	1,591.26	10.34
INE445L08342	8.12	Nabha Power Ltd. (Corporate Guarantee of L&T Ltd.)**	ICRA - AAA(SO)	158	1,561.41	10.14
INE148I07IT2	8.3873	Indiabulls Housing Finance Ltd.**	CRISIL - AAA	158	1,536.09	9.98
INE895D08600	8.07	Tata Sons Ltd.**	CRISIL - AAA	138	1,350.82	8.78
INE027E07709	8.9492	L&T Finance Limited**	IND - AAA	55	547.03	3.55
INE941D07125	10.4	Sikka Port and Terminal Ltd. (erstwhile Reliance Ports and Term	CARE - AAA	45	460.58	2.99
INE261F08A11	8.39	National Bank for Agri & Rural Dev.**	CRISIL - AAA	30	301.56	1.96
Zero Coupon Bonds / Deep Discount Bonds						
INE916DA7PU0		Kotak Mahindra Prime Ltd.**	CRISIL - AAA	207	1,669.09	10.84
INE115A07MX2		LIC Housing Finance Ltd.**	CRISIL - AAA	14	149.59	0.97
Sub Total					14,583.01	94.73
Total					14,583.01	94.73
MONEY MARKET INSTRUMENTS						
Collateralised Borrowing & Lending Obligation						
Sub Total					245.75	1.60
Total					245.75	1.60
OTHERS						
Net Current Assets						
Sub Total					563.53	3.67
Total					563.53	3.67
Grand Total					15,392.29	100.00

* Top Ten Holdings
+ Industry Classification as recommended by AMFI
§ Sponsor
** Thinly Traded/ Non-Traded Securities
Non Sensex Scrips
@ Less than 0.01%.

Portfolio Classification by Asset Class(%)	
SDL	35.18
Credit Exposure	59.55
Cash, Cash Equivalents and Net Current Assets	5.27
Portfolio Classification by Rating Class(%)	
Sovereign	35.18
AAA/AAA(SO)/A1+/A1+(SO) & Equivalent	59.55
Cash, Cash Equivalents and Net Current Assets	5.27

Notes :

1) NAV History

NAVs per unit (Rs.)	February 28, 2019	January 31, 2019
Dividend Option	10.4943	10.4227
Dividend Option - Direct Plan	10.5384	10.4609
Quarterly Dividend Option	10.1697	10.1003
Quarterly Div Option - Direct Plan	10.1821	10.1072
Growth Option	10.4943	10.4227
Growth Option - Direct Plan	10.5384	10.4609

2) Total NPAs provided for and its percentage to NAV : Nil

3) Total investments in Foreign Securities / Overseas ETFs / ADRs / GDRs : Nil

4) Repo in Corporate Debt : Nil

5) Total outstanding exposure in Derivative Instruments as on February 28, 2019 : Nil

6) Average Portfolio Maturity (other than equity investments): Nil

HDFC FMP 1147D March 2018 (1) (A CLOSE-ENDED INCOME SCHEME)

Portfolio as on 28-Feb-2019

ISIN	Coupon (%)	Name Of the Instrument	Industry+ / Rating	Quantity	Market/ Fair Value (Rs. in Lacs.)	% to NAV
DEBT INSTRUMENTS						
(a) Listed / awaiting listing on Stock Exchanges						
Government Securities (Central/State)						
IN2920150306	8.39	8.39% Rajasthan SDL - Mat 150321	Sovereign	1,09,00,000	11,106.37	18.40
Non-Convertible debentures / Bonds						
INE020B08A55	7.7	Rural Electrification Corporation Ltd.**	CRISIL - AAA	676	6,664.15	11.04
INE556F08J02	7.65	Small Industries Development Bank**	CARE - AAA	670	6,647.38	11.01
INE134E08JK6	7.73	Power Finance Corporation Ltd**	ICRA - AAA	650	6,404.50	10.61
INE053F07AK6	7.65	Indian Railways Finance Corp. Ltd.**	CARE - AAA	285	2,832.70	4.69
INE115A07JK5	8.37	LIC Housing Finance Ltd.**	CARE - AAA	155	1,538.44	2.55
INE733E07JZ5	8.33	NTPC Limited**	ICRA - AAA	79	796.01	1.32
INE115A07KG1	7.97	LIC Housing Finance Ltd.**	CRISIL - AAA	10	99.63	0.17
INE001A07O50	8.35	Housing Development Fin. Corp. Ltd.**	CRISIL - AAA	1	99.27	0.16
INE556F08J48	7.52	Small Industries Development Bank**	CARE - AAA	3	29.72	0.05
Zero Coupon Bonds / Deep Discount Bonds						
INE756I07BV3		HDB Financial Services Ltd.**	CARE - AAA	500	5,307.36	8.79
INE001A07OW2		Housing Development Fin. Corp. Ltd.**	CRISIL - AAA	30	3,739.97	6.19
INE377Y07037		BAJAJ HOUSING FINANCE LIMITED**	CRISIL - AAA	280	2,983.06	4.94
INE296A07QJ0		Bajaj Finance Ltd.**	CRISIL - AAA	280	2,958.98	4.90
Sub Total					51,207.54	84.82
(b) Privately Placed / Unlisted						
Non-Convertible debentures / Bonds						
INE895D08873	8.25	Tata Sons Ltd.**	CRISIL - AAA	630	6,204.81	10.28
Sub Total					6,204.81	10.28
Total					57,412.35	95.10
MONEY MARKET INSTRUMENTS						
Collateralised Borrowing & Lending Obligation						
Sub Total					874.77	1.45
Total					874.77	1.45
OTHERS						
Net Current Assets						
Sub Total					2,088.40	3.45
Total					2,088.40	3.45
Grand Total					60,375.52	100.00

* Top Ten Holdings
 + Industry Classification as recommended by AMFI
 † Sponsor
 ** Thinly Traded/ Non-Traded Securities
 # Non Sensex Scripts
 @ Less than 0.01%.

Portfolio Classification by Asset Class(%)	
SDL	18.4
Credit Exposure	76.7
Cash, Cash Equivalents and Net Current Assets	4.9
Portfolio Classification by Rating Class(%)	
Sovereign	18.4
AAA/AAA(SO)/A1+/A1+(SO) & Equivalent	76.7
Cash, Cash Equivalents and Net Current Assets	4.9

Notes :

1) NAV History

NAVs per unit (Rs.)	February 28, 2019	January 31, 2019
Dividend Option	10.6083	10.5362
Dividend Option - Direct Plan	10.6333	10.5591
Quarterly Dividend Option	10.1587	10.0897
Quarterly Div Option - Direct Plan	10.1632	10.0922
Growth Option	10.6083	10.5362
Growth Option - Direct Plan	10.6333	10.5591

2) Total NPAs provided for and its percentage to NAV : Nil

3) Total investments in Foreign Securities / Overseas ETFs / ADRs / GDRs : Nil


4) Repo in Corporate Debt : Nil

5) Total outstanding exposure in Derivative Instruments as on February 28, 2019 : Nil

6) Average Portfolio Maturity (other than equity investments): Nil



ISIN	Coupon (%)	Name Of the Instrument	Industry+ /Rating	Quantity	Market/ Fair Value (Rs. in Lacs.)	% to NAV
DEBT INSTRUMENTS						
(a) Listed / awaiting listing on Stock Exchanges						
Government Securities (Central/State)						
IN2920160081	8.27	8.27% Rajasthan SDL (UDAY Scheme- Strip V) - ISD 230616 N	Sovereign	56,21,000	5,713.70	18.06
IN2220170012	7.42	7.42% Maharashtra SDL - Mat 110522	Sovereign	1,40,000	139.51	0.44
Non-Convertible debentures / Bonds						
INE134E08JB5	7.28	Power Finance Corporation Ltd**	CARE - AAA			



ISIN	Coupon (%)	Name Of the Instrument	Industry+ /Rating	Quantity	Market/ Fair Value (Rs. in Lacs.)	% to NAV
DEBT INSTRUMENTS						
(a) Listed / awaiting listing on Stock Exchanges						
Government Securities (Central/State)						
IN2920150306	8.39	8.39% Rajasthan SDL - Mat 150321	Sovereign	1,23,00,000	12,532.88	17.39
Non-Convertible debentures / Bonds						
INE134E08JM2	7.75	Power Finance Corporation Ltd**	CRISIL - AAA	800	7,883.25	10.94
INE733E07JZ5	8.33	NTPC Limited**	ICRA - AAA	750	7,557.03	10.48
INE020B08AR7	7.6	Rural Electrification Corporation Ltd.**	IND - AAA	500	4,915.70	6.82
INE556F08JD2	7.65	Small Industries Development Bank**	CARE - AAA	425	4,216.62	5.85
INE020B08AS5	7.7	Rural Electrification Corporation Ltd.**	CRISIL - AAA	300	2,957.46	4.10
INE556F08JA8	7.52	Small Industries Development Bank**	CARE - AAA	72	713.26	0.99
INE053F07AK6	7.65	Indian Railways Finance Corp. Ltd.**	CARE - AAA	10	99.39	0.14
Zero Coupon Bonds / Deep Discount Bonds						
INE756I07BW1		HDB Financial Services Ltd.**	CARE - AAA	800	8,497.55	11.79
INE115A07MX2		LIC Housing Finance Ltd.**	CRISIL - AAA	724	7,736.09	10.73
INE377Y07Q29		BAJAJ HOUSING FINANCE LIMITED**	CRISIL - AAA	330	3,529.33	4.90
INE296A07QJ0		Bajaj Finance Ltd.**	CRISIL - AAA	20	211.36	0.29
Sub Total					60,849.92	84.42
(b) Privately Placed / Unlisted						
Non-Convertible debentures / Bonds						
INE895D08873	8.25	Tata Sons Ltd.**	CRISIL - AAA	795	7,829.88	10.86
Sub Total					7,829.88	10.86
Total					68,679.80	95.28
MONEY MARKET INSTRUMENTS						
Collateralised Borrowing & Lending Obligation						
		Collateralised Borrowing & Lending Obligation			851.38	1.18

HDFC FMP 1150D March 2018 (1) (A CLOSE-ENDED INCOME SCHEME)

Portfolio as on 28-Feb-2019

ISIN	Coupon (%)	Name Of the Instrument	Industry+ /Rating	Quantity	Market/ Fair Value (Rs. in Lacs.)	% to NAV
DEBT INSTRUMENTS						
(a) Listed / awaiting listing on Stock Exchanges						
Government Securities (Central/State)						
IN2920150306	8.39	8.39% Rajasthan SDL - Mat 150321	Sovereign	29,25,000	2,980.38	17.18
Non-Convertible debentures / Bonds						
INE556F083A8	7.52	Small Industries Development Bank**	CARE - AAA	192	1,902.02	10.97
INE134E083J8	7.73	Power Finance Corporation Ltd**	CRISIL - AAA	192	1,892.35	10.91
INE020B08AR7	7.6	Rural Electrification Corporation Ltd.**	IND - AAA	192	1,887.63	10.88
INE756107BM2	7.43	HDB Financial Services Ltd.**	CARE - AAA	187	1,831.72	10.56
INE733E07JZ5	8.33	NTPC Limited**	ICRA - AAA	72	725.47	4.18
INE001A07RC7	7.4	Housing Development Fin. Corp. Ltd.\$**	CRISIL - AAA	5	490.60	2.83
INE514E08928	9.15	Export - Import Bank of India**	CRISIL - AAA	45	459.37	2.65
INE053F07AK6	7.65	Indian Railways Finance Corp. Ltd.**	CARE - AAA	25	248.48	1.43
Zero Coupon Bonds / Deep Discount Bonds						
INE115A07MX2		LIC Housing Finance Ltd.**	CRISIL - AAA	190	2,030.19	11.71
Sub Total					14,448.21	83.30
(b) Privately Placed / Unlisted						
Non-Convertible debentures / Bonds						
INE895D08873	8.25	Tata Sons Ltd.**	CRISIL - AAA	191	1,881.14	10.85
Sub Total					1,881.14	10.85
Total					16,329.35	94.15
MONEY MARKET INSTRUMENTS						
Collateralised Borrowing & Lending Obligation						
Sub Total					493.85	2.85
Total					493.85	2.85
OTHERS						
Net Current Assets						
Sub Total					520.90	3.00
Total					520.90	3.00
Grand Total					17,344.10	100.00

* Top Ten Holdings
 + Industry Classification as recommended by AMFI
 \$ Sponsor
 ** Thinly Traded/ Non-Traded Securities
 # Non Sensex Stocks
 @ Less than 0.01%.

Portfolio Classification by Asset Class(%)	
SDL	17.18
Credit Exposure	76.97
Cash, Cash Equivalents and Net Current Assets	5.85
Portfolio Classification by Rating Class(%)	
Sovereign	17.18
AAA/AAA(SO)/A1+/A1+(SO) & Equivalent	76.97
Cash, Cash Equivalents and Net Current Assets	5.85

Notes :

1) NAV History

NAVs per unit (Rs.)	February 28, 2019	January 31, 2019
Dividend Option	10.6893	10.6148
Dividend Option - Direct Plan	10.7156	10.6389
Quarterly Dividend Option	10.1588	10.0880
Quarterly Div Option - Direct Plan	10.1632	10.0904
Growth Option	10.6893	10.6148
Growth Option - Direct Plan	10.7156	10.6389

2) Total NPAs provided for and its percentage to NAV : Nil

3) Total investments in Foreign Securities / Overseas ETFs / ADRs / GDRs : Nil

4) Repo in Corporate Debt : Nil

5) Total outstanding exposure in Derivative Instruments as on February 28, 2019 : Nil

6) Average Portfolio Maturity (other than equity investments): Nil

HDFC FMP 1434D May 2018 (1) (A CLOSE-ENDED INCOME SCHEME)

Portfolio as on 28-Feb-2019

ISIN	Coupon (%)	Name Of the Instrument	Industry+ / Rating	Quantity	Market/ Fair Value (Rs. in Lacs.)	% to NAV
DEBT INSTRUMENTS						
(a) Listed / awaiting listing on Stock Exchanges						
Government Securities (Central/State)						
IN1620150145	8.21	8.21% Haryana SDL - Mat 310322	Sovereign	8,20,000	831.86	16.64
Non-Convertible debentures / Bonds						
INE115A07BY3	9.45	LIC Housing Finance Ltd.**	CRISIL - AAA	50	509.34	10.19
INE020B08A81	7.14	Rural Electrification Corporation Ltd.**	CRISIL - AAA	50	483.89	9.68
INE756107CE7	9.3533	HDB Financial Services Ltd.**	CARE - AAA	45	455.07	9.11
INE029A07075	7.35	Bharat Petroleum Corporation Ltd.**	CRISIL - AAA	44	436.10	8.73
INE752E070D2	7.2	Power Grid Corporation of India Ltd**	CRISIL - AAA	44	432.01	8.64
INE053F07942	6.7	Indian Railways Finance Corp. Ltd.**	CRISIL - AAA	39	378.00	7.56
INE134E081N2	7.27	Power Finance Corporation Ltd**	CRISIL - AAA	35	339.18	6.79
INE906B07FG1	7.6	National Highways Authority of India	CARE - AAA	17	168.62	3.37
INE848E07708	8.54	NHPC Ltd.**	IND - AAA	26	26.29	0.53
Zero Coupon Bonds / Deep Discount Bonds						
INE296A07Q05		Bajaj Finance Ltd.**	CRISIL - AAA	16	164.74	3.30
Sub Total					4,225.10	84.54
(b) Privately Placed / Unlisted						
Non-Convertible debentures / Bonds						
INE895D08790	8.25	Tata Sons Ltd.**	CRISIL - AAA	53	518.71	10.38
Sub Total					518.71	10.38
Total					4,743.81	94.92
MONEY MARKET INSTRUMENTS						
Collateralised Borrowing & Lending Obligation						
		Collateralised Borrowing & Lending Obligation			106.23	2.13
Sub Total					106.23	2.13
Total					106.23	2.13
OTHERS						
Net Current Assets						
		Net Current Assets			147.71	2.95
Sub Total					147.71	2.95
Total					147.71	2.95
Grand Total					4,997.75	100.00

Top Ten Holdings
+ Industry Classification as recommended by AMFI
§ Sponsor
** Thinly Traded/ Non-Traded Securities
Non Sensex Stocks
@ Less than 0.01%.

Portfolio Classification by Asset Class(%)	
SDL	16.64
Credit Exposure	78.28
Cash, Cash Equivalents and Net Current Assets	5.08
Portfolio Classification by Rating Class(%)	
Sovereign	16.64
AAA/AAA(SO)/A1+/A1+(SO) & Equivalent	78.28
Cash, Cash Equivalents and Net Current Assets	5.08

Notes :

1) NAV History

NAVs per unit (Rs.)	February 28, 2019	January 31, 2019
Dividend Option	10.6853	10.6081
Dividend Option - Direct Plan	10.7071	10.6278
Quarterly Dividend Option	10.2129	10.1391
Quarterly Div Option - Direct Plan	10.2172	10.1415
Growth Option	10.6853	10.6081
Growth Option - Direct Plan	10.7071	10.6278

2) Total NPAs provided for and its percentage to NAV : Nil

3) Total investments in Foreign Securities / Overseas ETFs / ADRs / GDRs : Nil

4) Repo in Corporate Debt : Nil

5) Total outstanding exposure in Derivative Instruments as on February 28, 2019 : Nil

6) Average Portfolio Maturity (other than equity investments): Nil

HDFC FMP 1203D December 2018 (1) (A CLOSE-ENDED INCOME SCHEME)

Portfolio as on 28-Feb-2019

ISIN	Coupon (%)	Name Of the Instrument	Industry+ /Rating	Quantity	Market/ Fair Value (Rs. in Lacs.)	% to NAV
DEBT INSTRUMENTS						
(a) Listed / awaiting listing on Stock Exchanges						
Government Securities (Central/State)						
IN2920150314	8.39	8.39% Rajasthan SDL - Mat 150322	Sovereign	9,50,000	968.05	16.41
Non-Convertible debentures / Bonds						
INE031A08640	8.4	Housing and Urban Development Corporation Ltd.**	IND - AAA	66	664.94	11.27
INE020B088F0	8.45	Rural Electrification Corporation Ltd.**	IND - AAA	66	664.10	11.26
INE556F083I1	8.81	Small Industries Development Bank	CARE - AAA	64	653.55	11.08
INE861G08035	9.95	Food Corporation of India (Corporate guarantee from Govt of India)	CRISIL - AAA(SO)	48	506.06	8.58
INE906B07FG1	7.6	National Highways Authority of India	CARE - AAA	25	247.97	4.20
Zero Coupon Bonds / Deep Discount Bonds						
INE115A07NM3		LIC Housing Finance Ltd.**	CRISIL - AAA	65	672.49	11.40
INE296A07QQ5		Bajaj Finance Ltd.**	CRISIL - AAA	65	669.24	11.34
INE756107CI8		HDB Financial Services Ltd.**	CRISIL - AAA	64	658.84	11.17
Sub Total					5,705.24	96.71
Total					5,705.24	96.71
MONEY MARKET INSTRUMENTS						
Collateralised Borrowing & Lending Obligation						
Sub Total					56.55	0.96
Total					56.55	0.96
OTHERS						
Net Current Assets						
Sub Total					138.34	2.33
Total					138.34	2.33
Grand Total					5,900.13	100.00

* Top Ten Holdings
 + Industry Classification as recommended by AMFI
 § Sponsor
 ** Thinly Traded/ Non-Traded Securities
 # Non Sensex Scripts
 @ Less than 0.01%.

Portfolio Classification by Asset Class(%)	
SDL	16.41
Credit Exposure	80.3
Cash, Cash Equivalents and Net Current Assets	3.29
Portfolio Classification by Rating Class(%)	
Sovereign	16.41
AAA/AAA(SO)/A1+/A1+(SO) & Equivalent	80.3
Cash, Cash Equivalents and Net Current Assets	3.29

Notes :

1) NAV History

NAVs per unit (Rs.)	February 28, 2019	January 31, 2019
Dividend Option	10.1449	10.0761
Quarterly Dividend Option	10.1449	10.0761
Growth Option	10.1449	10.0761
Growth Option - Direct Plan	10.1573	10.0830

2) Total NPAs provided for and its percentage to NAV : Nil

3) Total investments in Foreign Securities / Overseas ETFs / ADRs / GDRs : Nil

4) Repo in Corporate Debt : Nil

5) Total outstanding exposure in Derivative Instruments as on February 28, 2019 : Nil

6) Average Portfolio Maturity (other than equity investments): Nil

HDFC FMP 1169D February 2017 (1) (A CLOSE-ENDED INCOME SCHEME)

Portfolio as on 28-Feb-2019

ISIN	Coupon (%)	Name Of the Instrument	Industry+ /Rating	Quantity	Market/ Fair Value (Rs. in Lacs.)	% to NAV	
DEBT INSTRUMENTS							
(a) Listed / awaiting listing on Stock Exchanges							
Government Securities (Central/State)							
IN2920150397	8.21	8.21% Rajasthan SDL - Mat 310320	Sovereign	32,30,000	3,260.36	16.13	
Non-Convertible debentures / Bonds							
INE134E08GK5	8.36	Power Finance Corporation Ltd**	CRISIL - AAA	209	2,091.92	10.35	
INE110L08052	8.9	Reliance Jio Infocomm Limited**	CRISIL - AAA	205	2,060.82	10.20	
INE020B08823	8.87	Rural Electrification Corporation Ltd.	CRISIL - AAA	205	2,061.32	10.20	
INE752E07GW8	8.84	Power Grid Corporation of India Ltd**	CRISIL - AAA	100	1,261.08	6.24	
INE733E07CF2	8.78	NTPC Limited**	CRISIL - AAA	40	403.38	2.00	
INE001A07QF2	7.78	Housing Development Fin. Corp. Ltd.\$**	CRISIL - AAA	3	297.91	1.47	
INE001A07M29	9.4	Housing Development Fin. Corp. Ltd.\$**	CRISIL - AAA	27	271.06	1.34	
INE115A07GX4	8.68	LIC Housing Finance Ltd.**	CRISIL - AAA	27	270.48	1.34	
INE261F08451	8.22	National Bank for Agri & Rural Dev.**	CRISIL - AAA	27	270.67	1.34	
INE752E07M15	8.15	Power Grid Corporation of India Ltd**	CRISIL - AAA	26	260.54	1.29	
INE020B07FC0	8.65	Rural Electrification Corporation Ltd.**	CRISIL - AAA	13	130.39	0.65	
INE261F08485	8.2	National Bank for Agri & Rural Dev.**	CRISIL - AAA	5	50.08	0.25	
INE752E07KE8	8.85	Power Grid Corporation of India Ltd**	CRISIL - AAA	4	50.26	0.25	
Zero Coupon Bonds / Deep Discount Bonds							
INE296A07NWO		Bajaj Finance Ltd.**	CRISIL - AAA	210	2,418.22	11.97	
INE756107AW3		HDB Financial Services Ltd.**	CARE - AAA	202	2,338.23	11.57	
INE148107HN7		Indiabulls Housing Finance Ltd.**	CARE - AAA	180	2,082.99	10.31	
Sub Total					19,579.71	96.90	
Total					19,579.71	96.90	
MONEY MARKET INSTRUMENTS							
Collateralised Borrowing & Lending Obligation							
					Collateralised Borrowing & Lending Obligation	108.06	0.53
Sub Total					108.06	0.53	
Total					108.06	0.53	
OTHERS							
Net Current Assets							
					Net Current Assets	519.87	2.57
Sub Total					519.87	2.57	
Total					519.87	2.57	
Grand Total					20,207.64	100.00	

Top Ten Holdings
+ Industry Classification as recommended by AMFI
\$ Sponsor
** Thinly Traded/ Non-Traded Securities
Non Sensex Scripts
@ Less than 0.01%.

Portfolio Classification by Asset Class(%)	
SDL	16.13
Credit Exposure	80.77
Cash, Cash Equivalents and Net Current Assets	3.1
Portfolio Classification by Rating Class(%)	
Sovereign	16.13
AAA/AA(SO)/A1+/A1+(SO) & Equivalent	80.77
Cash, Cash Equivalents and Net Current Assets	3.1

Notes :

1) NAV History

NAVs per unit (Rs.)	February 28, 2019	January 31, 2019
Regular Option - Dividend Plan	11.3747	11.2996
Direct Option - Dividend Plan	11.4327	11.3568
Regular Option - Quarterly Dividend Plan	10.1628	10.0957
Direct Option - Quarterly Dividend Plan	10.1635	10.0960
Regular Option - Growth Plan	11.3747	11.2996
Direct Option - Growth Plan	11.4327	11.3568

2) Total NPAs provided for and its percentage to NAV : Nil

3) Total investments in Foreign Securities / Overseas ETFs / ADRs / GDRs : Nil

4) Repo in Corporate Debt : Nil

5) Total outstanding exposure in Derivative Instruments as on February 28, 2019 : Nil

6) Average Portfolio Maturity (other than equity investments): Nil

HDFC FMP 793D FEBRUARY 2014 (1) (A CLOSE-ENDED INCOME SCHEME)

Portfolio as on 28-Feb-2019

ISIN	Coupon (%)	Name Of the Instrument	Industry+ / Rating	Quantity	Market/ Fair Value (Rs. in Lacs.)	% to NAV
DEBT INSTRUMENTS						
(a) Listed / awaiting listing on Stock Exchanges						
Government Securities (Central/State)						
IN2920150298	8.39	8.39% Rajasthan SDL - Mat 150320	Sovereign	6,10,000	616.63	15.53
Non-Convertible debentures / Bonds						
INE134E08HF0	8.38	Power Finance Corporation Ltd**	CRISIL - AAA	40	399.54	10.07
INE092T08972	8.64	IDFC First Bank Limited**	ICRA - AA+	40	397.81	10.02
INE115A07KL1	7.813	LIC Housing Finance Ltd.**	CRISIL - AAA	40	396.72	9.99
INE002A07775	8.75	Reliance Industries Ltd.**	CRISIL - AAA	38	382.29	9.63
INE752E07KR0	7.93	Power Grid Corporation of India Ltd**	CRISIL - AAA	37	369.71	9.31
INE001A07NWX	8.7	Housing Development Fin. Corp. Ltd.**	CRISIL - AAA	61	305.34	7.69
INE296A07LTO	8.234	Bajaj Finance Ltd.**	IND - AAA	25	248.74	6.27
INE261F08451	8.22	National Bank for Agri & Rural Dev.**	CRISIL - AAA	8	80.20	2.02
INE115A07KG1	7.97	LIC Housing Finance Ltd.**	CRISIL - AAA	4	39.85	1.00
INE756I07944	8.658	HDB Financial Services Ltd.**	CRISIL - AAA	3	29.98	0.76
INE020B08823	8.87	Rural Electrification Corporation Ltd.	CRISIL - AAA	2	20.11	0.51
INE261F08477	8.15	National Bank for Agri & Rural Dev.**	CRISIL - AAA	2	20.02	0.50
Zero Coupon Bonds / Deep Discount Bonds						
INE371K08102		Tata Realty and Infrastructure Ltd.**	CRISIL - AA	32	376.83	9.49
Sub Total					3,683.77	92.79
Total					3,683.77	92.79
MONEY MARKET INSTRUMENTS						
Collateralised Borrowing & Lending Obligation						
Sub Total					83.61	2.11
Total					83.61	2.11
OTHERS						
Net Current Assets						
Sub Total					202.08	5.10
Total					202.08	5.10
Grand Total					3,969.46	100.00

* Top Ten Holdings
+ Industry Classification as recommended by AMFI
\$ Sponsor
** Thinly Traded/ Non-Traded Securities
Non Season Scrips
@ Less than 0.01%.

Portfolio Classification by Asset Class(%)	
SDL	15.53
Credit Exposure	77.26
Cash, Cash Equivalents and Net Current Assets	7.21
Portfolio Classification by Rating Class(%)	
Sovereign	15.53
AAA/AAA(SO)/A1+/A1+(SO) & Equivalent	57.75
AA+	10.02
AA/AA-	9.49
Cash, Cash Equivalents and Net Current Assets	7.21

Notes :

1) NAV History

NAVs per unit (Rs.)	February 28, 2019	January 31, 2019
Flexi Dividend Option	15.0595	14.9644
Flexi Dividend Option - Direct Plan	15.1600	15.0631
Growth Option	15.0595	14.9644
Growth Option - Direct Plan	15.1600	15.0631

2) Total NPAs provided for and its percentage to NAV : Nil

3) Total investments in Foreign Securities / Overseas ETFs / ADRs / GDRs : Nil

4) Repo in Corporate Debt : Nil

5) Total outstanding exposure in Derivative Instruments as on February 28, 2019 : Nil

6) Average Portfolio Maturity (other than equity investments): Nil

HDFC FMP 1190D January 2019 (1) (A CLOSE-ENDED INCOME SCHEME)

Portfolio as on 28-Feb-2019

ISIN	Coupon (%)	Name Of the Instrument	Industry+ /Rating	Quantity	Market/ Fair Value (Rs. in Lacs.)	% to NAV
DEBT INSTRUMENTS						
(a) Listed / awaiting listing on Stock Exchanges						
Government Securities (Central/State)						
IN1520110124	8.94	8.94% Gujarat SDL - Mat 070322	Sovereign	11,15,000	1,155.41	15.49
Non-Convertible debentures / Bonds						
INE031A08632	8.46	Housing and Urban Development Corporation Ltd.**	IND - AAA	83	837.90	11.24
INE020B088F0	8.45	Rural Electrification Corporation Ltd.**	IND - AAA	83	835.16	11.20
INE261F08A17	8.6	National Bank for Agri & Rural Dev.**	CRISIL - AAA	79	800.43	10.73
INE029A07075	7.35	Bharat Petroleum Corporation Ltd.**	CRISIL - AAA	62	614.51	8.24
INE115A07LM7	7.95	LIC Housing Finance Ltd.**	CRISIL - AAA	27	264.97	3.55
INE556F08J11	8.81	Small Industries Development Bank	CARE - AAA	20	204.24	2.74
Zero Coupon Bonds / Deep Discount Bonds						
INE377Y07052		BAJAJ HOUSING FINANCE LIMITED**	CRISIL - AAA	81	847.47	11.36
INE756107C18		HDB Financial Services Ltd.**	CRISIL - AAA	82	844.13	11.32
Sub Total					6,404.22	85.87
(b) Privately Placed / Unlisted						
Non-Convertible debentures / Bonds						
INE895D08790	8.25	Tata Sons Ltd.**	CRISIL - AAA	80	782.96	10.50
Sub Total					782.96	10.50
Total					7,187.18	96.37
MONEY MARKET INSTRUMENTS						
Collateralised Borrowing & Lending Obligation						
		Collateralised Borrowing & Lending Obligation			70.50	0.95
Sub Total					70.50	0.95
Total					70.50	0.95
OTHERS						
Net Current Assets						
		Net Current Assets			200.00	2.68
Sub Total					200.00	2.68
Total					200.00	2.68
Grand Total					7,457.68	100.00

* Top Ten Holdings
+ Industry Classification as recommended by AMFI
\$ Sponsor
** Thinly Traded/ Non-Traded Securities
Non Sensex Scrips
@ Less than 0.01%.

Portfolio Classification by Asset Class(%)	
SDL	15.49
Credit Exposure	80.88
Cash, Cash Equivalents and Net Current Assets	3.63
Portfolio Classification by Rating Class(%)	
Sovereign	15.49
AAA/AA(SO)/A1+/A1+(SO) & Equivalent	80.88
Cash, Cash Equivalents and Net Current Assets	3.63

Notes :

1) NAV History

NAVs per unit (Rs.)	February 28, 2019	January 31, 2019
Dividend Option - Direct Plan	10.1284	10.0576
Quarterly Dividend Option	10.1186	10.0532
Quarterly Div Option - Direct Plan	10.1284	10.0576
Growth Option	10.1186	10.0532
Growth Option - Direct Plan	10.1284	10.0576

2) Total NPAs provided for and its percentage to NAV : Nil

3) Total investments in Foreign Securities / Overseas ETFs / ADRs / GDRs : Nil

4) Repo in Corporate Debt : Nil

5) Total outstanding exposure in Derivative Instruments as on February 28, 2019 : Nil

6) Average Portfolio Maturity (other than equity investments): Nil

HDFC FMP 1155D FEBRUARY 2017 (1) (A CLOSE-ENDED INCOME SCHEME)

Portfolio as on 28-Feb-2019

ISIN	Coupon (%)	Name Of the Instrument	Industry+ /Rating	Quantity	Market/ Fair Value (Rs. in Lacs.)	% to NAV
DEBT INSTRUMENTS						
(a) Listed / awaiting listing on Stock Exchanges						
Government Securities (Central/State)						
IN2920150397	8.21	8.21% Rajasthan SDL - Mat 310320	Sovereign	20,24,000	2,043.03	15.13
IN0020110071	8.19	8.19 GOI 2020	Sovereign	800	0.81	0.01
Non-Convertible debentures / Bonds						
INE261F08451	8.22	National Bank for Agri & Rural Dev.**	CRISIL - AAA	131	1,313.25	9.72
INE134E08GK5	8.36	Power Finance Corporation Ltd**	CRISIL - AAA	115	1,151.06	8.52
INE752E07GW8	8.84	Power Grid Corporation of India Ltd**	CRISIL - AAA	91	1,147.59	8.50
INE020B08823	8.87	Rural Electrification Corporation Ltd.	CRISIL - AAA	113	1,136.24	8.41
INE115A07GK4	8.68	LIC Housing Finance Ltd.**	CRISIL - AAA	101	1,011.79	7.49
INE001A07PE7	8.49	Housing Development Fin. Corp. Ltd.\$**	CRISIL - AAA	8	800.01	5.92
INE733E07CF2	8.78	NTPC Limited**	CRISIL - AAA	35	352.96	2.61
INE115A07KG1	7.97	LIC Housing Finance Ltd.**	CRISIL - AAA	17	169.37	1.25
INE134E08CU0	8.95	Power Finance Corporation Ltd**	CRISIL - AAA	14	140.78	1.04
INE001A07M29	9.4	Housing Development Fin. Corp. Ltd.\$**	CRISIL - AAA	8	80.31	0.59
Zero Coupon Bonds / Deep Discount Bonds						
INE296A07OE6		Bajaj Finance Ltd.**	CRISIL - AAA	140	1,614.20	11.95
INE756I07AW3		HDB Financial Services Ltd.**	CARE - AAA	125	1,446.92	10.71
Sub Total					12,408.32	91.85
(b) Privately Placed / Unlisted						
Non-Convertible debentures / Bonds						
INE053F07959	6.73	Indian Railways Finance Corp. Ltd.**	CRISIL - AAA	38	375.48	2.78
Sub Total					375.48	2.78
Total					12,783.80	94.63
MONEY MARKET INSTRUMENTS						
Collateralised Borrowing & Lending Obligation						
Sub Total					276.69	2.05
Total					276.69	2.05
OTHERS						
Net Current Assets						
Sub Total					445.65	3.32
Total					445.65	3.32
Grand Total					13,506.14	100.00

* Top Ten Holdings
 + Industry Classification as recommended by AMFI
 † Sponsor
 ** Thinly Traded/ Non-Traded Securities
 # Non Sensex Scripts
 @ Less than 0.01%.

Portfolio Classification by Asset Class(%)	
G-Sec, SDL	15.14
Credit Exposure	79.49
Cash, Cash Equivalents and Net Current Assets	5.37
Portfolio Classification by Rating Class(%)	
Sovereign	15.14
AAA/AAA(SO)/A1+/A1+(SO) & Equivalent	79.49
Cash, Cash Equivalents and Net Current Assets	5.37

Notes :

1) NAV History

NAVs per unit (Rs.)	February 28, 2019	January 31, 2019
Dividend Option	11.4173	11.3418
Dividend Option - Direct Plan	11.4290	11.3529
Quarterly Dividend Option	10.1579	10.0907
Quarterly Div Option - Direct Plan	10.1590	10.0914
Regular Option - Growth Plan	11.4173	11.3418
Growth Option - Direct Plan	11.4290	11.3529

2) Total NPAs provided for and its percentage to NAV : Nil

3) Total investments in Foreign Securities / Overseas ETFs / ADRs / GDRs : Nil

4) Repo in Corporate Debt : Nil

5) Total outstanding exposure in Derivative Instruments as on February 28, 2019 : Nil

6) Average Portfolio Maturity (other than equity investments): Nil

HDFC FMP 1211D December 2018 (1) (A CLOSE-ENDED INCOME SCHEME)

Portfolio as on 28-Feb-2019

ISIN	Coupon (%)	Name Of the Instrument	Industry+ / Rating	Quantity	Market/ Fair Value (Rs. in Lacs.)	% to NAV
DEBT INSTRUMENTS						
(a) Listed / awaiting listing on Stock Exchanges						
Government Securities (Central/State)						
* IN2920150314	8.39	8.39% Rajasthan SDL - Mat 150322	Sovereign	3,30,000	336.27	15.13
Non-Convertible debentures / Bonds						
* INE031A08640	8.4	Housing and Urban Development Corporation Ltd.**	IND - AAA	24	241.80	10.88
* INE020B088F0	8.45	Rural Electrification Corporation Ltd.**	IND - AAA	24	241.49	10.87
* INE556F08J11	8.81	Small Industries Development Bank	CARE - AAA	23	234.87	10.57
* INE261F08A17	8.6	National Bank for Agri & Rural Dev.**	CRISIL - AAA	23	233.04	10.49
* INE861G08035	9.95	Food Corporation of India (Corporate guarantee from Govt of I	CRISIL - AAA(SO)	18	189.77	8.54
Zero Coupon Bonds / Deep Discount Bonds						
* INE115A07NM3		LIC Housing Finance Ltd.**	CRISIL - AAA	24	248.30	11.17
* INE296A07QQ5		Bajaj Finance Ltd.**	CRISIL - AAA	24	247.10	11.12
* INE756107CI8		HDB Financial Services Ltd.**	CRISIL - AAA	16	164.71	7.41
Sub Total					2,137.35	96.18
Total					2,137.35	96.18
MONEY MARKET INSTRUMENTS						
Collateralised Borrowing & Lending Obligation						
Sub Total					36.66	1.65
Total					36.66	1.65
OTHERS						
Net Current Assets						
Sub Total					48.39	2.17
Total					48.39	2.17
Grand Total					2,224.40	100.00

* Top Ten Holdings
+ Industry Classification as recommended by AMFI
\$ Sponsor
** Thinly Traded/ Non-Traded Securities
Non Sensex Scripts
@ Less than 0.01%.

Portfolio Classification by Asset Class(%)	
SDL	15.13
Credit Exposure	81.05
Cash, Cash Equivalents and Net Current Assets	3.82
Portfolio Classification by Rating Class(%)	
Sovereign	15.13
AAA/AA(SO)/A1+/A1+(SO) & Equivalent	81.05
Cash, Cash Equivalents and Net Current Assets	3.82

Notes :

1) NAV History

NAVs per unit (Rs.)	February 28, 2019	January 31, 2019
Growth Option	10.1764	10.1063
Growth Option - Direct Plan	10.1906	10.1149

2) Total NPAs provided for and its percentage to NAV : Nil

3) Total investments in Foreign Securities / Overseas ETFs / ADRs / GDRs : Nil

4) Repo in Corporate Debt : Nil

5) Total outstanding exposure in Derivative Instruments as on February 28, 2019 : Nil

6) Average Portfolio Maturity (other than equity investments): Nil

HDFC FMP 1145D March 2018 (1) (A CLOSE-ENDED INCOME SCHEME)

Portfolio as on 28-Feb-2019

ISIN	Coupon (%)	Name Of the Instrument	Industry+ / Rating	Quantity	Market/ Fair Value (Rs. in Lacs.)	% to NAV	
DEBT INSTRUMENTS							
(a) Listed / awaiting listing on Stock Exchanges							
Government Securities (Central/State)							
IN2920150306	8.39	8.39% Rajasthan SDL - Mat 150321	Sovereign	41,00,000	4,177.63	14.63	
IN2920150405	8.21	8.21% Rajasthan SDL - Mat 310321	Sovereign	10,60,000	1,076.78	3.77	
Non-Convertible debentures / Bonds							
INE556F081D2	7.65	Small Industries Development Bank**	CARE - AAA	314	3,115.34	10.91	
INE020B08A55	7.7	Rural Electrification Corporation Ltd.**	CRISIL - AAA	314	3,095.48	10.84	
INE134E083J8	7.73	Power Finance Corporation Ltd**	CRISIL - AAA	312	3,075.08	10.77	
INE733E07JZ5	8.33	NTPC Limited**	ICRA - AAA	121	1,219.20	4.27	
INE053F07AK6	7.65	Indian Railways Finance Corp. Ltd.**	CARE - AAA	21	208.73	0.73	
INE261F08907	6.98	National Bank for Agri & Rural Dev.**	CRISIL - AAA	18	177.12	0.62	
INE556F083A8	7.52	Small Industries Development Bank**	CARE - AAA	8	79.25	0.28	
INE020B08AR7	7.6	Rural Electrification Corporation Ltd.**	IND - AAA	1	9.83	0.03	
Zero Coupon Bonds / Deep Discount Bonds							
INE001A07OW2		Housing Development Fin. Corp. Ltd.\$**	CRISIL - AAA	27	3,365.97	11.78	
INE296A07QJ0		Bajaj Finance Ltd.**	CRISIL - AAA	300	3,170.33	11.10	
INE377Y07037		BAJAJ HOUSING FINANCE LIMITED**	CRISIL - AAA	130	1,384.99	4.85	
Sub Total					24,155.73	84.58	
(b) Privately Placed / Unlisted							
Non-Convertible debentures / Bonds							
INE895D08873	8.25	Tata Sons Ltd.**	CRISIL - AAA	305	3,003.92	10.52	
Sub Total					3,003.92	10.52	
Total					27,159.65	95.10	
MONEY MARKET INSTRUMENTS							
Collateralised Borrowing & Lending Obligation							
					Collateralised Borrowing & Lending Obligation	495.06	1.73
Sub Total					495.06	1.73	
Total					495.06	1.73	
OTHERS							
Net Current Assets							
					Net Current Assets	906.87	3.17
Sub Total					906.87	3.17	
Total					906.87	3.17	
Grand Total					28,561.58	100.00	

* Top Ten Holdings
 + Industry Classification as recommended by AMFI
 § Sponsor
 ** Thinly Traded/ Non-Traded Securities
 # Non-Sensex Scripts
 @ Less than 0.01%.

Portfolio Classification by Asset Class(%)	
SDL	18.4
Credit Exposure	76.7
Cash, Cash Equivalents and Net Current Assets	4.9
Portfolio Classification by Rating Class(%)	
Sovereign	18.4
AAA/AAA(SO)/A1+/A1+(SO) & Equivalent	76.7
Cash, Cash Equivalents and Net Current Assets	4.9

Notes :

1) NAV History

NAVs per unit (Rs.)	February 28, 2019	January 31, 2019
Dividend Option	10.6026	10.5298
Dividend Option - Direct Plan	10.6274	10.5524
Quarterly Dividend Option	10.1585	10.0888
Quarterly Div Option - Direct Plan	10.1630	10.0913
Growth Option	10.6026	10.5298
Growth Option - Direct Plan	10.6274	10.5524

2) Total NPAs provided for and its percentage to NAV : Nil

3) Total investments in Foreign Securities / Overseas ETFs / ADRs / GDRs : Nil

4) Repo in Corporate Debt : Nil

5) Total outstanding exposure in Derivative Instruments as on February 28, 2019 : Nil

6) Average Portfolio Maturity (other than equity investments): Nil

HDFC FMP 370D MARCH 2014 (1) (A CLOSE-ENDED INCOME SCHEME)

Portfolio as on 28-Feb-2019

ISIN	Coupon (%)	Name Of the Instrument	Industry+ /Rating	Quantity	Market/ Fair Value (Rs. in Lacs.)	% to NAV
DEBT INSTRUMENTS						
(a) Listed / awaiting listing on Stock Exchanges						
Government Securities (Central/State)						
IN2920150298	8.39	8.39% Rajasthan SDL - Mat 150320	Sovereign	5,20,000	525.65	14.20
IN2920150397	8.21	8.21% Rajasthan SDL - Mat 310320	Sovereign	60,000	60.56	1.64
Non-Convertible debentures / Bonds						
INE752E07KR0	7.93	Power Grid Corporation of India Ltd.**	CRISIL - AAA	38	379.70	10.26
INE092T08972	8.64	IDFC First Bank Limited**	ICRA - AA+	35	348.08	9.40
INE115A07KL1	7.813	LIC Housing Finance Ltd.**	CRISIL - AAA	35	347.13	9.38
INE134E08HF0	8.38	Power Finance Corporation Ltd**	CRISIL - AAA	34	339.61	9.17
INE296A07LT0	8.234	Bajaj Finance Ltd.**	IND - AAA	34	338.28	9.14
INE002A07775	8.75	Reliance Industries Ltd.**	CRISIL - AAA	33	331.99	8.97
INE001A07PE7	8.49	Housing Development Fin. Corp. Ltd.**	CRISIL - AAA	1	100.00	2.70
INE020B08823	8.87	Rural Electrification Corporation Ltd.	CRISIL - AAA	9	90.50	2.44
INE261F08451	8.22	National Bank for Agri & Rural Dev.**	CRISIL - AAA	7	70.17	1.90
INE115A07KG1	7.97	LIC Housing Finance Ltd.**	CRISIL - AAA	6	59.78	1.61
Zero Coupon Bonds / Deep Discount Bonds						
INE371K08102		Tata Realty and Infrastructure Ltd.**	CRISIL - AA	28	329.72	8.91
INE756107AW3		HDB Financial Services Ltd.**	CARE - AAA	5	57.88	1.56
INE296A07PB9		Bajaj Finance Ltd.**	CRISIL - AAA	5	57.23	1.55
Sub Total					3,436.28	92.83
Total					3,436.28	92.83
MONEY MARKET INSTRUMENTS						
Collateralised Borrowing & Lending Obligation						
		Collateralised Borrowing & Lending Obligation			89.27	2.41
Sub Total					89.27	2.41
Total					89.27	2.41
OTHERS						
Net Current Assets						
		Net Current Assets			176.59	4.76
Sub Total					176.59	4.76
Total					176.59	4.76
Grand Total					3,702.14	100.00

* Top Ten Holdings
+ Industry Classification as recommended by AMFI
\$ Sponsor
** Thinly Traded/ Non-Traded Securities
Non-Sensex Scripts
@ Less than 0.01%.

Portfolio Classification by Asset Class(%)	
SDL	15.84
Credit Exposure	76.99
Cash, Cash Equivalents and Net Current Assets	7.17
Portfolio Classification by Rating Class(%)	
Sovereign	15.84
AAA/AAA(SO)/A1+/A1+(SO) & Equivalent	58.68
AA+	9.4
AA/AA-	8.91
Cash, Cash Equivalents and Net Current Assets	7.17

Notes :

1) NAV History

NAVs per unit (Rs.)	February 28, 2019	January 31, 2019
Dividend Option	11.2943	11.2232
Growth Option	14.6853	14.5928
Growth Option - Direct Plan	14.7518	14.6578

2) Total NPAs provided for and its percentage to NAV : Nil

3) Total investments in Foreign Securities / Overseas ETFs / ADRs / GDRs : Nil

4) Repo in Corporate Debt : Nil

5) Total outstanding exposure in Derivative Instruments as on February 28, 2019 : Nil

6) Average Portfolio Maturity (other than equity investments): Nil

HDFC FMP 1224D DECEMBER 2018 (1) (A CLOSE-ENDED INCOME SCHEME)

Portfolio as on 28-Feb-2019

ISIN	Coupon (%)	Name Of the Instrument	Industry+ /Rating	Quantity	Market/ Fair Value (Rs. in Lacs.)	% to NAV
DEBT INSTRUMENTS						
(a) Listed / awaiting listing on Stock Exchanges						
Government Securities (Central/State)						
IN2920150314	8.39	8.39% Rajasthan SDL - Mat 150322	Sovereign	16,00,000	1,630.40	13.96
Non-Convertible debentures / Bonds						
INE556F08J11	8.81	Small Industries Development Bank	CARE - AAA	128	1,307.10	11.20
INE261F08A17	8.6	National Bank for Agri & Rural Dev.**	CRISIL - AAA	124	1,256.37	10.76
INE906B07FG1	7.6	National Highways Authority of India	CARE - AAA	126	1,249.78	10.70
INE752E07MF1	8.2	Power Grid Corporation of India Ltd**	CRISIL - AAA	109	1,096.96	9.40
INE020B08922	8.27	Rural Electrification Corporation Ltd.**	CARE - AAA	100	996.27	8.53
INE031A08632	8.46	Housing and Urban Development Corporation Ltd.**	IND - AAA	50	504.76	4.32
INE020B08BF0	8.45	Rural Electrification Corporation Ltd.**	IND - AAA	25	251.55	2.15
INE031A08640	8.4	Housing and Urban Development Corporation Ltd.**	IND - AAA	21	211.57	1.81
Zero Coupon Bonds / Deep Discount Bonds						
INE296A07QQ5		Bajaj Finance Ltd.**	CRISIL - AAA	129	1,328.18	11.38
INE115A07NM3		LIC Housing Finance Ltd.**	CRISIL - AAA	120	1,241.52	10.63
INE756I07CI8		HDB Financial Services Ltd.**	CRISIL - AAA	29	298.53	2.56
Sub Total					11,372.99	97.40
Total					11,372.99	97.40
MONEY MARKET INSTRUMENTS						
Collateralised Borrowing & Lending Obligation						
					31.55	0.27
Sub Total					31.55	0.27
Total					31.55	0.27
OTHERS						
Net Current Assets						
					271.01	2.33
Sub Total					271.01	2.33
Total					271.01	2.33
Grand Total					11,675.55	100.00

* Top Ten Holdings
 + Industry Classification as recommended by AMFI
 § Sponsor
 ** Thinly Traded/ Non-Traded Securities
 # Non Sensex Stocks
 @ Less than 0.01%.

Portfolio Classification by Asset Class(%)	
SDL	13.96
Credit Exposure	83.44
Cash, Cash Equivalents and Net Current Assets	2.6
Portfolio Classification by Rating Class(%)	
Sovereign	13.96
AAA/AAA(SO)/A1+/A1+(SO) & Equivalent	83.44
Cash, Cash Equivalents and Net Current Assets	2.6

Notes :

1) NAV History

NAVs per unit (Rs.)	February 28, 2019	January 31, 2019
Dividend Option	10.2197	10.1480
Dividend Option - Direct Plan	10.2363	10.1591
Quarterly Dividend Option	10.2197	10.1480
Growth Option	10.2197	10.1480
Growth Option - Direct Plan	10.2363	10.1591

2) Total NPAs provided for and its percentage to NAV : Nil

3) Total investments in Foreign Securities / Overseas ETFs / ADRs / GDRs : Nil

4) Repo in Corporate Debt : Nil

5) Total outstanding exposure in Derivative Instruments as on February 28, 2019 : Nil

6) Average Portfolio Maturity (other than equity investments): Nil

HDFC FMP 1105D August 2018 (1) (A CLOSE-ENDED INCOME SCHEME)

Portfolio as on 28-Feb-2019

ISIN	Coupon (%)	Name Of the Instrument	Industry+ / Rating	Quantity	Market/ Fair Value (Rs. in Lacs.)	% to NAV
DEBT INSTRUMENTS						
(a) Listed / awaiting listing on Stock Exchanges						
Government Securities (Central/State)						
IN2920160073	8.15	8.15% Rajasthan SDL (UDAY Scheme- Strip IV) - ISD 230616 I Sovereign		35,90,000	3,645.62	13.45
Non-Convertible debentures / Bonds						
INE134E08DR4	9.36	Power Finance Corporation Ltd**	CRISIL - AAA	285	2,896.85	10.68
INE027E07709	8.9492	L&T Finance Limited**	IND - AAA	290	2,884.33	10.64
INE110L07070	8.32	Reliance Jio Infocomm Limited**	CRISIL - AAA	292	2,886.02	10.64
INE020B08591	9.48	Rural Electrification Corporation Ltd.**	CRISIL - AAA	260	2,652.83	9.78
INE556F08JH3	8.4	Small Industries Development Bank	CARE - AAA	250	2,516.19	9.28
INE261F08AM9	8.37	National Bank for Agri & Rural Dev.	CRISIL - AAA	233	2,341.27	8.63
INE941D07125	10.4	Sikka Port and Terminal Ltd. (erstwhile Reliance Ports and Term	CARE - AAA	190	1,944.65	7.17
INE895D08600	8.07	Tata Sons Ltd.**	CRISIL - AAA	108	1,057.16	3.90
INE445L08342	8.12	Nabha Power Ltd. (Corporate Guarantee of L&T Ltd.)**	ICRA - AAA(SO)	89	879.53	3.24
Zero Coupon Bonds / Deep Discount Bonds						
INE916DA7PR6		Kotak Mahindra Prime Ltd.**	CRISIL - AAA	164	1,734.18	6.40
INE756I07BX9		HDB Financial Services Ltd.**	CRISIL - AAA	30	318.20	1.17
Sub Total					25,766.83	94.98
Total					25,766.83	94.98
MONEY MARKET INSTRUMENTS						
Collateralised Borrowing & Lending Obligation						
					189.53	0.70
Sub Total					189.53	0.70
Total					189.53	0.70
OTHERS						
Net Current Assets						
					1,167.45	4.32
Sub Total					1,167.45	4.32
Total					1,167.45	4.32
Grand Total					27,113.81	100.00

* Top Ten Holdings
 + Industry Classification as recommended by AMFI
 \$ Sponsor
 ** Thinly Traded/ Non-Traded Securities
 # Non Sensex Scripts
 @ Less than 0.01%.

Portfolio Classification by Asset Class(%)	
SDL	13.45
Credit Exposure	81.53
Cash, Cash Equivalents and Net Current Assets	5.02
Portfolio Classification by Rating Class(%)	
Sovereign	13.45
AAA/AAA(SO)/A1+/A1+(SO) & Equivalent	81.53
Cash, Cash Equivalents and Net Current Assets	5.02

Notes :

1) NAV History

NAVs per unit (Rs.)	February 28, 2019	January 31, 2019
Dividend Option	10.4342	10.3715
Dividend Option - Direct Plan	10.4752	10.4067
Quarterly Dividend Option	10.1478	10.0869
Quarterly Div Option - Direct Plan	10.1603	10.0939
Growth Option	10.4342	10.3715
Growth Option - Direct Plan	10.4752	10.4067

2) Total NPAs provided for and its percentage to NAV : Nil

3) Total investments in Foreign Securities / Overseas ETFs / ADRs / GDRs : Nil

4) Repo in Corporate Debt : Nil

5) Total outstanding exposure in Derivative Instruments as on February 28, 2019 : Nil

6) Average Portfolio Maturity (other than equity investments): Nil

HDFC FMP 1183D April 2018 (1) (A CLOSE-ENDED INCOME SCHEME)

Portfolio as on 28-Feb-2019

ISIN	Coupon (%)	Name Of the Instrument	Industry+ / Rating	Quantity	Market/ Fair Value (Rs. in Lacs.)	% to NAV
DEBT INSTRUMENTS						
(a) Listed / awaiting listing on Stock Exchanges						
Government Securities (Central/State)						
IN2920160073	8.15	8.15% Rajasthan SDL (UDAY Scheme- Strip IV) - ISD 230616 I Sovereign		29,60,000	3,005.86	13.36
Non-Convertible debentures / Bonds						
INE020B08A55	7.7	Rural Electrification Corporation Ltd.**	CRISIL - AAA	250	2,464.55	10.95
INE752E07MNS	8.4	Power Grid Corporation of India Ltd**	CRISIL - AAA	225	2,269.66	10.09
INE115A07J84	8.75	LIC Housing Finance Ltd.**	CRISIL - AAA	200	2,000.90	8.89
INE134E08DQ6	9.61	Power Finance Corporation Ltd**	CRISIL - AAA	185	1,888.85	8.39
INE053F09HO9	9.27	Indian Railways Finance Corp. Ltd.**	CRISIL - AAA	150	1,542.89	6.86
INE514E08FD2		8 Export - Import Bank of India**	CRISIL - AAA	123	1,229.94	5.47
INE556F08JD2	7.65	Small Industries Development Bank**	CARE - AAA	114	1,131.05	5.03
INE261F08956	7.4	National Bank for Agri & Rural Dev.**	CRISIL - AAA	25	246.93	1.10
INE556F08JF7	8.5	Small Industries Development Bank**	CARE - AAA	20	201.69	0.90
INE115A07I09	8.5	LIC Housing Finance Ltd.**	CRISIL - AAA	10	99.58	0.44
Zero Coupon Bonds / Deep Discount Bonds						
INE001A07OW2		Housing Development Fin. Corp. Ltd.\$**	CRISIL - AAA	21	2,617.98	11.63
INE916DA7PO3		Kotak Mahindra Prime Ltd.**	CRISIL - AAA	6	49.50	0.22
Sub Total					18,749.38	83.33
(b) Privately Placed / Unlisted						
Non-Convertible debentures / Bonds						
INE895D08873	8.25	Tata Sons Ltd.**	CRISIL - AAA	251	2,472.08	10.98
Sub Total					2,472.08	10.98
Total					21,221.46	94.31
MONEY MARKET INSTRUMENTS						
Collateralised Borrowing & Lending Obligation						
		Collateralised Borrowing & Lending Obligation			200.50	0.89
Sub Total					200.50	0.89
Total					200.50	0.89
OTHERS						
Net Current Assets						
		Net Current Assets			1,082.36	4.80
Sub Total					1,082.36	4.80
Total					1,082.36	4.80
Grand Total					22,504.32	100.00

* Top Ten Holdings
+ Industry Classification as recommended by AMFI
\$ Sponsor
** Thinly Traded/ Non-Traded Securities
Non Sensex Scripts
@ Less than 0.01%.

Portfolio Classification by Asset Class(%)	
SDL	13.36
Credit Exposure	80.95
Cash, Cash Equivalents and Net Current Assets	5.69
Portfolio Classification by Rating Class(%)	
Sovereign	13.36
AAA/AAA(SO)/A1+/A1+(SO) & Equivalent	80.95
Cash, Cash Equivalents and Net Current Assets	5.69

Notes :

1) NAV History

NAVs per unit (Rs.)	February 28, 2019	January 31, 2019
Dividend Option	10.5509	10.4775
Dividend Option - Direct Plan	10.5738	10.4982
Quarterly Dividend Option	10.1593	10.0887
Quarterly Div Option - Direct Plan	10.1638	10.0912
Growth Option	10.5509	10.4775
Growth Option - Direct Plan	10.5738	10.4982

2) Total NPAs provided for and its percentage to NAV : Nil

3) Total investments in Foreign Securities / Overseas ETFs / ADRs / GDRs : Nil

4) Repo in Corporate Debt : Nil

5) Total outstanding exposure in Derivative Instruments as on February 28, 2019 : Nil

6) Average Portfolio Maturity (other than equity investments): Nil

HDFC FMP 1218D December 2018 (1) (A CLOSE-ENDED INCOME SCHEME)

Portfolio as on 28-Feb-2019

ISIN	Coupon (%)	Name Of the Instrument	Industry+ /Rating	Quantity	Market/ Fair Value (Rs. in Lacs.)	% to NAV
DEBT INSTRUMENTS						
(a) Listed / awaiting listing on Stock Exchanges						
Government Securities (Central/State)						
* IN2920150314	8.39	8.39% Rajasthan SDL - Mat 150322	Sovereign	5,80,000	591.02	13.34
Non-Convertible debentures / Bonds						
* INE031A08640	8.4	Housing and Urban Development Corporation Ltd.**	IND - AAA	50	503.74	11.37
* INE556F08J11	8.81	Small Industries Development Bank	CARE - AAA	49	500.38	11.30
* INE906B07FG1	7.6	National Highways Authority of India	CARE - AAA	48	476.11	10.75
* INE261F08A17	8.6	National Bank for Agri & Rural Dev.**	CRISIL - AAA	38	385.02	8.69
* INE020B08AF2	7.46	Rural Electrification Corporation Ltd.**	CRISIL - AAA	39	380.54	8.59
* INE020B08BF0	8.45	Rural Electrification Corporation Ltd.**	IND - AAA	9	90.56	2.04
INE752E07MF1	8.2	Power Grid Corporation of India Ltd**	CRISIL - AAA	4	40.26	0.91
Zero Coupon Bonds / Deep Discount Bonds						
* INE296A07QQ5		Bajaj Finance Ltd.**	CRISIL - AAA	49	504.50	11.39
* INE115A07NM3		LIC Housing Finance Ltd.**	CRISIL - AAA	41	424.19	9.58
* INE756I07CI8		HDB Financial Services Ltd.**	CRISIL - AAA	40	411.77	9.30
Sub Total					4,308.09	97.26
Total					4,308.09	97.26
MONEY MARKET INSTRUMENTS						
Collateralised Borrowing & Lending Obligation						
Collateralised Borrowing & Lending Obligation					41.59	0.94
Sub Total					41.59	0.94
Total					41.59	0.94
OTHERS						
Net Current Assets						
Net Current Assets					79.62	1.80
Sub Total					79.62	1.80
Total					79.62	1.80
Grand Total					4,429.30	100.00

* Top Ten Holdings
+ Industry Classification as recommended by AMFI
§ Sponsor
** Thinly Traded/ Non-Traded Securities
Non Sensex Scrips
@ Less than 0.01%.

Portfolio Classification by Asset Class(%)	
SDL	13.34
Credit Exposure	83.92
Cash, Cash Equivalents and Net Current Assets	2.74
Portfolio Classification by Rating Class(%)	
Sovereign	13.34
AAA/AAA(SO)/A1+/A1+(SO) & Equivalent	83.92
Cash, Cash Equivalents and Net Current Assets	2.74

Notes :

1) NAV History

NAVs per unit (Rs.)	February 28, 2019	January 31, 2019
Dividend Option	10.2159	10.1474
Dividend Option - Direct Plan	10.2305	10.1565
Quarterly Dividend Option	10.2159	10.1474
Growth Option	10.2159	10.1474
Growth Option - Direct Plan	10.2305	10.1565

2) Total NPAs provided for and its percentage to NAV : Nil

3) Total investments in Foreign Securities / Overseas ETFs / ADRs / GDRs : Nil

4) Repo in Corporate Debt : Nil

5) Total outstanding exposure in Derivative Instruments as on February 28, 2019 : Nil

6) Average Portfolio Maturity (other than equity investments): Nil

HDFC FMP 1182D January 2019 (1) (A CLOSE-ENDED INCOME SCHEME)

Portfolio as on 28-Feb-2019

ISIN	Coupon (%)	Name Of the Instrument	Industry+ /Rating	Quantity	Market/ Fair Value (Rs. in Lacs.)	% to NAV
DEBT INSTRUMENTS						
(a) Listed / awaiting listing on Stock Exchanges						
Government Securities (Central/State)						
IN1520110124	8.94	8.94% Gujarat SDL - Mat 070322	Sovereign	16,40,000	1,699.43	13.04
Non-Convertible debentures / Bonds						
INE261F08A17	8.6	National Bank for Agri & Rural Dev.**	CRISIL - AAA	146	1,479.28	11.35
INE031A08640	8.4	Housing and Urban Development Corporation Ltd.**	IND - AAA	146	1,470.93	11.29
INE020B08B0	8.45	Rural Electrification Corporation Ltd.**	IND - AAA	145	1,459.01	11.20
INE556F08J11	8.81	Small Industries Development Bank	CARE - AAA	142	1,450.07	11.13
INE115A07LM7	7.95	LIC Housing Finance Ltd.**	CRISIL - AAA	60	588.83	4.52
INE752E07MF1	8.2	Power Grid Corporation of India Ltd**	CRISIL - AAA	28	281.79	2.16
Zero Coupon Bonds / Deep Discount Bonds						
INE377Y07052		BAJAJ HOUSING FINANCE LIMITED**	CRISIL - AAA	141	1,475.23	11.32
INE756I07C18		HDB Financial Services Ltd.**	CRISIL - AAA	131	1,348.55	10.35
Sub Total					11,253.12	86.36
(b) Privately Placed / Unlisted						
Non-Convertible debentures / Bonds						
INE895D08790	8.25	Tata Sons Ltd.**	CRISIL - AAA	140	1,370.19	10.52
Sub Total					1,370.19	10.52
Total					12,623.31	96.88
MONEY MARKET INSTRUMENTS						
Collateralised Borrowing & Lending Obligation						
		Collateralised Borrowing & Lending Obligation			89.45	0.69
Sub Total					89.45	0.69
Total					89.45	0.69
OTHERS						
Net Current Assets						
		Net Current Assets			315.54	2.43
Sub Total					315.54	2.43
Total					315.54	2.43
Grand Total					13,028.30	100.00

* Top Ten Holdings
+ Industry Classification as recommended by AMFI
\$ Sponsor
** Thinly Traded/ Non-Traded Securities
Non Sensex Scrips
@ Less than 0.01%.

Portfolio Classification by Asset Class(%)	
SDL	13.04
Credit Exposure	83.84
Cash, Cash Equivalents and Net Current Assets	3.12
Portfolio Classification by Rating Class(%)	
Sovereign	13.04
AAA/AAA(SO)/A1+/A1+(SO) & Equivalent	83.84
Cash, Cash Equivalents and Net Current Assets	3.12

Notes :

1) NAV History

NAVs per unit (Rs.)	February 28, 2019	January 31, 2019
Dividend Option	10.0920	10.0301
Quarterly Dividend Option	10.0920	10.0301
Quarterly Div Option - Direct Plan	10.1003	10.0330
Growth Option	10.0920	10.0301
Growth Option - Direct Plan	10.1003	10.0330

2) Total NPAs provided for and its percentage to NAV : Nil

3) Total investments in Foreign Securities / Overseas ETFs / ADRs / GDRs : Nil

4) Repo in Corporate Debt : Nil

5) Total outstanding exposure in Derivative Instruments as on February 28, 2019 : Nil

6) Average Portfolio Maturity (other than equity investments): Nil

HDFC FMP 1105D August 2018 (2) (A CLOSE-ENDED INCOME SCHEME)

Portfolio as on 28-Feb-2019

ISIN	Coupon (%)	Name Of the Instrument	Industry+ /Rating	Quantity	Market/ Fair Value (Rs. in Lacs.)	% to NAV
DEBT INSTRUMENTS						
(a) Listed / awaiting listing on Stock Exchanges						
Government Securities (Central/State)						
IN1520110033	8.59	8.59% Gujarat SDL - Mat 200721	Sovereign	30,40,000	3,124.40	13.00
Non-Convertible debentures / Bonds						
INE261F08AM9	8.37	National Bank for Agri & Rural Dev.	CRISIL - AAA	250	2,512.09	10.45
INE020B08591	9.48	Rural Electrification Corporation Ltd.**	CRISIL - AAA	246	2,509.98	10.44
INE134E081H4	7.5	Power Finance Corporation Ltd**	CRISIL - AAA	250	2,442.76	10.17
INE556F08JH3	8.4	Small Industries Development Bank	CARE - AAA	232	2,335.02	9.72
INE752E07JU6	9.3	Power Grid Corporation of India Ltd**	ICRA - AAA	156	2,003.29	8.34
INE115A071O9	8.5	LIC Housing Finance Ltd.**	CRISIL - AAA	34	338.56	1.41
INE733E07Y8	8.18	NTPC Limited**	CRISIL - AAA	26	261.05	1.09
INE895D08600	8.07	Tata Sons Ltd.**	CRISIL - AAA	4	39.15	0.16
Zero Coupon Bonds / Deep Discount Bonds						
INE756I07BX9		HDB Financial Services Ltd.**	CRISIL - AAA	225	2,386.51	9.93
INE660A07PT8		Sundaram Finance Ltd.**	CRISIL - AAA	295	2,376.55	9.89
INE001A07OW2		Housing Development Fin. Corp. Ltd.\$**	CRISIL - AAA	17	2,119.32	8.82
INE916DA7PR6		Kotak Mahindra Prime Ltd.**	CRISIL - AAA	60	634.45	2.64
INE916DA7PU0		Kotak Mahindra Prime Ltd.**	CRISIL - AAA	7	56.44	0.23
Sub Total					23,139.57	96.29
(b) Privately Placed / Unlisted						
Non-Convertible debentures / Bonds						
INE895D08873	8.25	Tata Sons Ltd.**	CRISIL - AAA	5	49.24	0.20
Sub Total					49.24	0.20
Total					23,188.81	96.49
MONEY MARKET INSTRUMENTS						
Collateralised Borrowing & Lending Obligation						
Sub Total					215.57	0.90
Total					215.57	0.90
OTHERS						
Net Current Assets						
Sub Total					626.16	2.61
Total					626.16	2.61
Grand Total					24,030.54	100.00

* Top Ten Holdings
+ Industry Classification as recommended by AMFI
\$ Sponsor
** Thinly Traded/ Non-Traded Securities
Non Sensex Scripts
@ Less than 0.01%.

Portfolio Classification by Asset Class(%)	
SDL	13
Credit Exposure	83.49
Cash, Cash Equivalents and Net Current Assets	3.51
Portfolio Classification by Rating Class(%)	
Sovereign	13
AAA/AAA(SO)/A1+/A1+(SO) & Equivalent	83.49
Cash, Cash Equivalents and Net Current Assets	3.51

Notes :

1) NAV History

NAVs per unit (Rs.)	February 28, 2019	January 31, 2019
Dividend Option	10.4300	10.3589
Dividend Option - Direct Plan	10.4668	10.3899
Quarterly Dividend Option	10.1756	10.1062
Quarterly Div Option - Direct Plan	10.1880	10.1132
Growth Option	10.4300	10.3589
Growth Option - Direct Plan	10.4668	10.3899

2) Total NPAs provided for and its percentage to NAV : Nil

3) Total investments in Foreign Securities / Overseas ETFs / ADRs / GDRs : Nil

4) Repo in Corporate Debt : Nil

5) Total outstanding exposure in Derivative Instruments as on February 28, 2019 : Nil

6) Average Portfolio Maturity (other than equity investments): Nil

HDFC FMP 1175D January 2019 (1) (A CLOSE-ENDED INCOME SCHEME)

Portfolio as on 28-Feb-2019

ISIN	Coupon (%)	Name Of the Instrument	Industry+ /Rating	Quantity	Market/ Fair Value (Rs. in Lacs.)	% to NAV
DEBT INSTRUMENTS						
(a) Listed / awaiting listing on Stock Exchanges						
Government Securities (Central/State)						
IN2920150413	8.21	8.21% Rajasthan (UDAY) SDL - Mat 310322	Sovereign	5,70,000	578.17	12.88
Non-Convertible debentures / Bonds						
INE031A08640	8.4	Housing and Urban Development Corporation Ltd.**	IND - AAA	51	513.82	11.44
INE556F08311	8.81	Small Industries Development Bank	CARE - AAA	50	510.59	11.37
INE020B088F0	8.45	Rural Electrification Corporation Ltd.**	IND - AAA	50	503.11	11.20
INE906B07FG1	7.6	National Highways Authority of India	CARE - AAA	49	486.03	10.82
INE115A07LM7	7.95	LIC Housing Finance Ltd.**	CRISIL - AAA	20	196.28	4.37
Zero Coupon Bonds / Deep Discount Bonds						
INE756107CI8		HDB Financial Services Ltd.**	CRISIL - AAA	50	514.72	11.46
INE377Y07052		BAJAJ HOUSING FINANCE LIMITED**	CRISIL - AAA	48	502.21	11.18
Sub Total					3,804.93	84.72
(b) Privately Placed / Unlisted						
Non-Convertible debentures / Bonds						
INE895D08790	8.25	Tata Sons Ltd.**	CRISIL - AAA	49	479.57	10.68
Sub Total					479.57	10.68
Total					4,284.50	95.40
MONEY MARKET INSTRUMENTS						
Collateralised Borrowing & Lending Obligation						
					68.52	1.53
Sub Total					68.52	1.53
Total					68.52	1.53
OTHERS						
Net Current Assets						
					137.23	3.07
Sub Total					137.23	3.07
Total					137.23	3.07
Grand Total					4,490.25	100.00

* Top Ten Holdings
+ Industry Classification as recommended by AMFI
\$ Sponsor
** Thinly Traded/ Non-Traded Securities
Non Sensex Scripts
@ Less than 0.01%.

Portfolio Classification by Asset Class(%)	
SDL	12.88
Credit Exposure	82.52
Cash, Cash Equivalents and Net Current Assets	4.6
Portfolio Classification by Rating Class(%)	
Sovereign	12.88
AAA/AA(SO)/A1+/A1+(SO) & Equivalent	82.52
Cash, Cash Equivalents and Net Current Assets	4.6

Notes :

1) NAV History

NAVs per unit (Rs.)	February 28, 2019	January 31, 2019
Dividend Option	10.0704	10.0099
Dividend Option - Direct Plan	10.0785	10.0118
Quarterly Dividend Option	10.0704	10.0099
Quarterly Div Option - Direct Plan	10.0785	10.0118
Growth Option	10.0704	10.0099
Growth Option - Direct Plan	10.0785	10.0118

2) Total NPAs provided for and its percentage to NAV : Nil

3) Total investments in Foreign Securities / Overseas ETFs / ADRs / GDRs : Nil

4) Repo in Corporate Debt : Nil

5) Total outstanding exposure in Derivative Instruments as on February 28, 2019 : Nil

6) Average Portfolio Maturity (other than equity investments): Nil

HDFC FMP 1122D July 2018 (1) (A CLOSE-ENDED INCOME SCHEME)

Portfolio as on 28-Feb-2019

ISIN	Coupon (%)	Name Of the Instrument	Industry+ / Rating	Quantity	Market/ Fair Value (Rs. in Lacs.)	% to NAV
DEBT INSTRUMENTS						
(a) Listed / awaiting listing on Stock Exchanges						
Government Securities (Central/State)						
IN1520110033	8.59	8.59% Gujarat SDL - Mat 200721	Sovereign	10,00,000	1,027.76	12.83
IN2920160073	8.15	8.15% Rajasthan SDL (UDAY Scheme- Strip IV) - ISD 230616	Sovereign	7,60,000	771.78	9.64
Non-Convertible debentures / Bonds						
INE556F083F7	8.5	Small Industries Development Bank**	CARE - AAA	86	867.26	10.83
INE110L07120	8.7	Reliance Jio Infocomm Limited**	CRISIL - AAA	85	846.64	10.57
INE377Y07060	8.6041	BAJAJ HOUSING FINANCE LIMITED**	CRISIL - AAA	83	823.17	10.28
INE261F08956	7.4	National Bank for Agri & Rural Dev.**	CRISIL - AAA	67	661.76	8.26
INE752E073U6	9.3	Power Grid Corporation of India Ltd**	ICRA - AAA	32	410.93	5.13
INE134E08DQ6	9.61	Power Finance Corporation Ltd**	CRISIL - AAA	8	81.68	1.02
INE134E08IY9	7.42	Power Finance Corporation Ltd**	CARE - AAA	5	49.35	0.62
INE115A07109	8.5	LIC Housing Finance Ltd.**	CRISIL - AAA	2	19.92	0.25
Zero Coupon Bonds / Deep Discount Bonds						
INE916DA7PR6		Kotak Mahindra Prime Ltd.**	CRISIL - AAA	86	909.38	11.36
INE756107BX9		HDB Financial Services Ltd.**	CRISIL - AAA	85	901.57	11.26
INE001A07OW2		Housing Development Fin. Corp. Ltd.\$**	CRISIL - AAA	3	374.00	4.67
Sub Total					7,745.20	96.72
Total					7,745.20	96.72
MONEY MARKET INSTRUMENTS						
Collateralised Borrowing & Lending Obligation						
Collateralised Borrowing & Lending Obligation					54.79	0.68
Sub Total					54.79	0.68
Total					54.79	0.68
OTHERS						
Net Current Assets						
Net Current Assets					208.42	2.60
Sub Total					208.42	2.60
Total					208.42	2.60
Grand Total					8,008.41	100.00

Top Ten Holdings
+ Industry Classification as recommended by AMFI
\$ Sponsor
** Thinly Traded/ Non-Traded Securities
Non Sensey Scrips
@ Less than 0.01%.

Portfolio Classification by Asset Class(%)	
SDL	22.47
Credit Exposure	74.25
Cash, Cash Equivalents and Net Current Assets	3.28
Portfolio Classification by Rating Class(%)	
Sovereign	22.47
AAA/AA(SO)/A1+/A1+(SO) & Equivalent	74.25
Cash, Cash Equivalents and Net Current Assets	3.28

Notes :

1) NAV History

NAVs per unit (Rs.)	February 28, 2019	January 31, 2019
Dividend Option	10.5471	10.4797
Dividend Option - Direct Plan	10.5958	10.5224
Quarterly Dividend Option	10.1735	10.1085
Quarterly Div Option - Direct Plan	10.1860	10.1154
Growth Option	10.5471	10.4797
Growth Option - Direct Plan	10.5958	10.5224

2) Total NPAs provided for and its percentage to NAV : Nil

3) Total investments in Foreign Securities / Overseas ETFs / ADRs / GDRs : Nil

4) Repo in Corporate Debt : Nil

5) Total outstanding exposure in Derivative Instruments as on February 28, 2019 : Nil

6) Average Portfolio Maturity (other than equity investments): Nil

HDFC FMP 1154D February 2019 (1) (A CLOSE-ENDED INCOME SCHEME)

Portfolio as on 28-Feb-2019

ISIN	Coupon (%)	Name Of the Instrument	Industry+ /Rating	Quantity	Market/ Fair Value (Rs. in Lacs.)	% to NAV
DEBT INSTRUMENTS						
(a) Listed / awaiting listing on Stock Exchanges						
Government Securities (Central/State)						
* IN1520110124	8.94	8.94% Gujarat SDL - Mat 070322	Sovereign	8,10,000	839.35	12.55
Non-Convertible debentures / Bonds						
* INE031A08640	8.4	Housing and Urban Development Corporation Ltd.**	IND - AAA	73	735.46	11.00
* INE020B088F0	8.45	Rural Electrification Corporation Ltd.**	IND - AAA	72	724.47	10.84
* INE906B07FG1	7.6	National Highways Authority of India	CARE - AAA	70	694.32	10.38
* INE556F083I1	8.81	Small Industries Development Bank	CARE - AAA	60	612.71	9.16
* INE261F08A17	8.6	National Bank for Agri & Rural Dev.**	CRISIL - AAA	50	506.60	7.58
Zero Coupon Bonds / Deep Discount Bonds						
* INE115A07NM3		LIC Housing Finance Ltd.**	CRISIL - AAA	74	765.61	11.45
* INE756I07CI8		HDB Financial Services Ltd.**	CRISIL - AAA	45	463.24	6.93
* INE296A07QQ5		Bajaj Finance Ltd.**	CRISIL - AAA	35	360.36	5.39
Sub Total					5,702.12	85.28
(b) Privately Placed / Unlisted						
Non-Convertible debentures / Bonds						
* INE895D08790	8.25	Tata Sons Ltd.**	CRISIL - AAA	72	704.67	10.54
Sub Total					704.67	10.54
Total					6,406.79	95.82
MONEY MARKET INSTRUMENTS						
Collateralised Borrowing & Lending Obligation						
		Collateralised Borrowing & Lending Obligation			94.79	1.42
Sub Total					94.79	1.42
Total					94.79	1.42
OTHERS						
Net Current Assets						
		Net Current Assets			184.81	2.76
Sub Total					184.81	2.76
Total					184.81	2.76
Grand Total					6,686.39	100.00

* Top Ten Holdings
+ Industry Classification as recommended by AMFI
\$ Sponsor
** Thinly Traded/ Non-Traded Securities
Non Sensex Scrips
@ Less than 0.01%.

Portfolio Classification by Asset Class(%)	
SDL	12.55
Credit Exposure	83.27
Cash, Cash Equivalents and Net Current Assets	4.18
Portfolio Classification by Rating Class(%)	
Sovereign	12.55
AAA/AAA(SO)/A1+/A1+(SO) & Equivalent	83.27
Cash, Cash Equivalents and Net Current Assets	4.18

Notes :

1) NAV History

NAVs per unit (Rs.)	February 28, 2019
Dividend Option	10.0058
Dividend Option - Direct Plan	10.0091
Quarterly Dividend Option	10.0058
Quarterly Div Option - Direct Plan	10.0091
Growth Option	10.0058
Growth Option - Direct Plan	10.0091

2) Total NPAs provided for and its percentage to NAV : Nil

3) Total investments in Foreign Securities / Overseas ETFs / ADRs / GDRs : Nil

4) Repo in Corporate Debt : Nil

5) Total outstanding exposure in Derivative Instruments as on February 28, 2019 : Nil

6) Average Portfolio Maturity (other than equity investments): Nil

HDFC FMP 1146D February 2019 (1) (A CLOSE-ENDED INCOME SCHEME)

Portfolio as on 28-Feb-2019

ISIN	Coupon (%)	Name Of the Instrument	Industry+ /Rating	Quantity	Market/ Fair Value (Rs. in Lacs.)	% to NAV
DEBT INSTRUMENTS						
(a) Listed / awaiting listing on Stock Exchanges						
Government Securities (Central/State)						
IN1520110124	8.94	8.94% Gujarat SDL - Mat 070322	Sovereign	4,65,000	481.85	12.48
Non-Convertible debentures / Bonds						
INE556F08J11	8.81	Small Industries Development Bank	CARE - AAA	42	428.89	11.11
INE261F08A17	8.6	National Bank for Agri & Rural Dev.**	CRISIL - AAA	40	405.28	10.50
INE020B08B0	8.45	Rural Electrification Corporation Ltd.**	IND - AAA	36	362.24	9.38
INE031A08640	8.4	Housing and Urban Development Corporation Ltd.**	IND - AAA	33	332.47	8.61
INE906B07FG1	7.6	National Highways Authority of India	CARE - AAA	25	247.97	6.42
Zero Coupon Bonds / Deep Discount Bonds						
INE115A07NM3		LIC Housing Finance Ltd.**	CRISIL - AAA	41	424.19	10.99
INE756I07C18		HDB Financial Services Ltd.**	CRISIL - AAA	41	422.07	10.93
Sub Total					3,104.96	80.42
(b) Privately Placed / Unlisted						
Non-Convertible debentures / Bonds						
INE895D08790	8.25	Tata Sons Ltd.**	CRISIL - AAA	40	391.48	10.14
Sub Total					391.48	10.14
Total					3,496.44	90.56
MONEY MARKET INSTRUMENTS						
Collateralised Borrowing & Lending Obligation						
Sub Total					268.21	6.95
Total					268.21	6.95
OTHERS						
Net Current Assets						
Sub Total					95.75	2.49
Total					95.75	2.49
Grand Total					3,860.40	100.00

* Top Ten Holdings
 + Industry Classification as recommended by AMFI
 § Sponsor
 ** Thinly Traded/ Non-Traded Securities
 # Non Sensex Scripts
 @ Less than 0.01%.

Portfolio Classification by Asset Class(%)	
SDL	12.48
Credit Exposure	78.08
Cash, Cash Equivalents and Net Current Assets	9.44
Portfolio Classification by Rating Class(%)	
Sovereign	12.48
AAA/AAA(SO)/A1+/A1+(SO) & Equivalent	78.08
Cash, Cash Equivalents and Net Current Assets	9.44

Notes :

1) NAV History

NAVs per unit (Rs.)	February 28, 2019
Dividend Option	10.0027
Dividend Option - Direct Plan	10.0044
Quarterly Dividend Option	10.0027
Quarterly Div Option - Direct Plan	10.0044
Growth Option	10.0027
Growth Option - Direct Plan	10.0044

2) Total NPAs provided for and its percentage to NAV : Nil

3) Total investments in Foreign Securities / Overseas ETFs / ADRs / GDRs : Nil

4) Repo in Corporate Debt : Nil

5) Total outstanding exposure in Derivative Instruments as on February 28, 2019 : Nil

6) Average Portfolio Maturity (other than equity investments): Nil

HDFC FMP 1168D January 2019 (1) (A CLOSE-ENDED INCOME SCHEME)

Portfolio as on 28-Feb-2019

ISIN	Coupon (%)	Name Of the Instrument	Industry+ / Rating	Quantity	Market/ Fair Value (Rs. in Lacs.)	% to NAV
DEBT INSTRUMENTS						
(a) Listed / awaiting listing on Stock Exchanges						
Government Securities (Central/State)						
* IN1520110124	8.94	8.94% Gujarat SDL - Mat 070322	Sovereign	4,20,000	435.22	12.32
Non-Convertible debentures / Bonds						
* INE261F08A17	8.6	National Bank for Agri & Rural Dev.**	CRISIL - AAA	39	395.15	11.18
* INE031A08640	8.4	Housing and Urban Development Corporation Ltd.**	IND - AAA	39	392.92	11.12
* INE020B088F0	8.45	Rural Electrification Corporation Ltd.**	IND - AAA	39	392.42	11.11
* INE556F08J11	8.81	Small Industries Development Bank	CARE - AAA	27	275.72	7.80
* INE115A07LM7	7.95	LIC Housing Finance Ltd.**	CRISIL - AAA	23	225.72	6.39
* INE752E07MF1	8.2	Power Grid Corporation of India Ltd**	CRISIL - AAA	20	201.28	5.70
Zero Coupon Bonds / Deep Discount Bonds						
* INE756I07C18		HDB Financial Services Ltd.**	CRISIL - AAA	38	391.18	11.07
* INE377Y07052		BAJAJ HOUSING FINANCE LIMITED**	CRISIL - AAA	32	334.80	9.48
Sub Total					3,044.41	86.17
(b) Privately Placed / Unlisted						
Non-Convertible debentures / Bonds						
* INE895D08790	8.25	Tata Sons Ltd.**	CRISIL - AAA	37	362.12	10.25
Sub Total					362.12	10.25
Total					3,406.53	96.42
MONEY MARKET INSTRUMENTS						
Collateralised Borrowing & Lending Obligation						
		Collateralised Borrowing & Lending Obligation			35.87	1.02
Sub Total					35.87	1.02
Total					35.87	1.02
OTHERS						
Net Current Assets						
		Net Current Assets			90.83	2.56
Sub Total					90.83	2.56
Total					90.83	2.56
Grand Total					3,533.23	100.00

* Top Ten Holdings
+ Industry Classification as recommended by AMFI
\$ Sponsor
** Thinly Traded/ Non-Traded Securities
Non Sensex Scrips
@ Less than 0.01%.

Portfolio Classification by Asset Class(%)	
SDL	12.32
Credit Exposure	84.1
Cash, Cash Equivalents and Net Current Assets	3.58
Portfolio Classification by Rating Class(%)	
Sovereign	12.32
AAA/AAA(SO)/A1+/A1+(SO) & Equivalent	84.1
Cash, Cash Equivalents and Net Current Assets	3.58

Notes :

1) NAV History

NAVs per unit (Rs.)	February 28, 2019	January 31, 2019
Dividend Option	10.0652	10.0023
Dividend Option - Direct Plan	10.0718	10.0027
Quarterly Dividend Option	10.0652	10.0023
Quarterly Div Option - Direct Plan	10.0718	10.0027
Growth Option	10.0652	10.0023
Growth Option - Direct Plan	10.0718	10.0027

2) Total NPAs provided for and its percentage to NAV : Nil

3) Total investments in Foreign Securities / Overseas ETFs / ADRs / GDRs : Nil

4) Repo in Corporate Debt : Nil

5) Total outstanding exposure in Derivative Instruments as on February 28, 2019 : Nil

6) Average Portfolio Maturity (other than equity investments): Nil

HDFC FMP 1113D August 2018 (1) (A CLOSE-ENDED INCOME SCHEME)

Portfolio as on 28-Feb-2019

ISIN	Coupon (%)	Name Of the Instrument	Industry+ /Rating	Quantity	Market/ Fair Value (Rs. in Lacs.)	% to NAV
DEBT INSTRUMENTS						
(a) Listed / awaiting listing on Stock Exchanges						
Government Securities (Central/State)						
IN2920160073	8.15	8.15% Rajasthan SDL (UDAY Scheme- Strip IV) - ISD 230616 I Sovereign		7,20,000	731.16	11.92
Non-Convertible debentures / Bonds						
INE556F08JH3	8.4	Small Industries Development Bank	CARE - AAA	68	684.40	11.15
INE261F08AM9	8.37	National Bank for Agri & Rural Dev.	CRISIL - AAA	67	673.24	10.97
INE027E07709	8.9492	L&T Finance Limited**	IND - AAA	66	656.43	10.70
INE941D07125	10.4	Sikka Port and Terminal Ltd. (erstwhile Reliance Ports and Tern	CARE - AAA	50	511.75	8.34
INE110L07120	8.7	Reliance Jio Infocomm Limited**	CRISIL - AAA	50	498.03	8.12
INE148I07154	8.4	Indiabulls Housing Finance Ltd.**	CRISIL - AAA	50	488.93	7.97
INE134E08IH4	7.5	Power Finance Corporation Ltd.**	CRISIL - AAA	50	488.55	7.96
INE020B08591	9.48	Rural Electrification Corporation Ltd.**	CRISIL - AAA	25	255.08	4.16
INE134E08DR4	9.36	Power Finance Corporation Ltd.**	CRISIL - AAA	15	152.47	2.48
Zero Coupon Bonds / Deep Discount Bonds						
INE916DA7PU0		Kotak Mahindra Prime Ltd.**	CRISIL - AAA	86	693.44	11.30
Sub Total					5,833.48	95.07
Total					5,833.48	95.07
MONEY MARKET INSTRUMENTS						
Collateralised Borrowing & Lending Obligation						
Sub Total					47.16	0.77
Total					47.16	0.77
OTHERS						
Net Current Assets						
Sub Total					255.10	4.16
Total					255.10	4.16
Grand Total					6,135.74	100.00

* Top Ten Holdings
 + Industry Classification as recommended by AMFI
 § Sponsor
 ** Thinly Traded/ Non-Traded Securities
 # Non Sensex Scrips
 @ Less than 0.01%.

Portfolio Classification by Asset Class(%)	
SDL	11.92
Credit Exposure	83.15
Cash, Cash Equivalents and Net Current Assets	4.93
Portfolio Classification by Rating Class(%)	
Sovereign	11.92
AAA/AAA(SO)/A1+/A1+(SO) & Equivalent	83.15
Cash, Cash Equivalents and Net Current Assets	4.93

Notes :

1) NAV History

NAVs per unit (Rs.)	February 28, 2019	January 31, 2019
Dividend Option	10.4188	10.3555
Dividend Option - Direct Plan	10.4581	10.3890
Quarterly Dividend Option	10.1491	10.0874
Quarterly Div Option - Direct Plan	10.1615	10.0944
Growth Option	10.4188	10.3555
Growth Option - Direct Plan	10.4581	10.3890

2) Total NPAs provided for and its percentage to NAV : Nil

3) Total investments in Foreign Securities / Overseas ETFs / ADRs / GDRs : Nil

4) Repo in Corporate Debt : Nil

5) Total outstanding exposure in Derivative Instruments as on February 28, 2019 : Nil

6) Average Portfolio Maturity (other than equity investments): Nil

HDFC FMP 1122D August 2018 (1) (A CLOSE-ENDED INCOME SCHEME)

Portfolio as on 28-Feb-2019

ISIN	Coupon (%)	Name Of the Instrument	Industry+ / Rating	Quantity	Market/ Fair Value (Rs. in Lacs.)	% to NAV
DEBT INSTRUMENTS						
(a) Listed / awaiting listing on Stock Exchanges						
Government Securities (Central/State)						
IN1520110066	8.62	8.62% Gujarat SDL - Mat 070921	Sovereign	21,80,000	2,245.28	11.16
Non-Convertible debentures / Bonds						
INE556F083F7	8.5	Small Industries Development Bank**	CARE - AAA	180	1,815.19	9.02
INE756107CC1	8.8217	HDB Financial Services Ltd.**	CARE - AAA	180	1,789.78	8.90
INE020B08591	9.48	Rural Electrification Corporation Ltd.**	CRISIL - AAA	173	1,765.15	8.78
INE733E07JY8	8.18	NTPC Limited**	CRISIL - AAA	174	1,747.01	8.68
INE134E081M4	7.4	Power Finance Corporation Ltd**	CARE - AAA	177	1,723.83	8.57
INE752E07NJ1	8.32	Power Grid Corporation of India Ltd**	CRISIL - AAA	150	1,508.24	7.50
INE261F08AM9	8.37	National Bank for Agri & Rural Dev.	CRISIL - AAA	150	1,507.26	7.49
INE027E07709	8.9492	L&T Finance Limited**	IND - AAA	89	885.19	4.40
INE115A07109	8.5	LIC Housing Finance Ltd.**	CRISIL - AAA	66	657.21	3.27
Zero Coupon Bonds / Deep Discount Bonds						
INE001A070W2		Housing Development Fin. Corp. Ltd.\$**	CRISIL - AAA	12	1,495.99	7.44
Sub Total					17,140.13	85.21
(b) Privately Placed / Unlisted						
Non-Convertible debentures / Bonds						
INE895D08634	8.01	Tata Sons Ltd.**	CRISIL - AAA	160	1,563.15	7.77
INE895D08873	8.25	Tata Sons Ltd.**	CRISIL - AAA	18	177.28	0.88
Sub Total					1,740.43	8.65
Total					18,880.56	93.86
MONEY MARKET INSTRUMENTS						
Collateralised Borrowing & Lending Obligation						
Sub Total					499.47	2.48
Total					499.47	2.48
OTHERS						
Net Current Assets						
Sub Total					735.59	3.66
Total					735.59	3.66
Grand Total					20,115.62	100.00

* Top Ten Holdings
+ Industry Classification as recommended by AMFI
\$ Sponsor
** Thinly Traded/ Non-Traded Securities
Non Seseex Scrips
@ Less than 0.01%.

Portfolio Classification by Asset Class(%)	
SDL	11.16
Credit Exposure	82.7
Cash, Cash Equivalents and Net Current Assets	6.14
Portfolio Classification by Rating Class(%)	
Sovereign	11.16
AAA/AAA(SO)/A1+/A1+(SO) & Equivalent	82.7
Cash, Cash Equivalents and Net Current Assets	6.14

Notes :

1) NAV History

NAVs per unit (Rs.)	February 28, 2019	January 31, 2019
Dividend Option	10.4483	10.3820
Dividend Option - Direct Plan	10.4838	10.4117
Quarterly Dividend Option	10.2133	10.1485
Quarterly Div Option - Direct Plan	10.2260	10.1556
Growth Option	10.4483	10.3820
Growth Option - Direct Plan	10.4838	10.4117

2) Total NPAs provided for and its percentage to NAV : Nil

3) Total investments in Foreign Securities / Overseas ETFs / ADRs / GDRs : Nil

4) Repo in Corporate Debt : Nil

5) Total outstanding exposure in Derivative Instruments as on February 28, 2019 : Nil

6) Average Portfolio Maturity (other than equity investments): Nil

HDFC FMP 1232D NOVEMBER 2018 (1) (A CLOSE-ENDED INCOME SCHEME)

Portfolio as on 28-Feb-2019

ISIN	Coupon (%)	Name Of the Instrument	Industry+ /Rating	Quantity	Market/ Fair Value (Rs. in Lacs.)	% to NAV
DEBT INSTRUMENTS						
(a) Listed / awaiting listing on Stock Exchanges						
Government Securities (Central/State)						
IN2920150314	8.39	8.39% Rajasthan SDL - Mat 150322	Sovereign	55,00,000	5,604.51	11.08
IN1620150145	8.21	8.21% Haryana SDL - Mat 310322	Sovereign	2,00,000	202.89	0.40
Non-Convertible debentures / Bonds						
INE261F08A17	8.6	National Bank for Agri & Rural Dev.**	CRISIL - AAA	457	4,630.35	9.15
INE020B08B0	8.45	Rural Electrification Corporation Ltd.**	IND - AAA	439	4,417.28	8.73
INE906B07FG1	7.6	National Highways Authority of India	CARE - AAA	375	3,719.58	7.35
INE031A08632	8.46	Housing and Urban Development Corporation Ltd.**	IND - AAA	341	3,442.47	6.80
INE556F08J11	8.81	Small Industries Development Bank	CARE - AAA	335	3,420.94	6.76
INE752E07MF1	8.2	Power Grid Corporation of India Ltd**	CRISIL - AAA	282	2,838.00	5.61
INE752E07OD2	7.2	Power Grid Corporation of India Ltd**	CRISIL - AAA	256	2,513.49	4.97
INE134E08GR7	8.66	Power Finance Corporation Ltd**	CRISIL - AAA	150	1,503.43	2.97
INE134E08IN2	7.27	Power Finance Corporation Ltd**	CRISIL - AAA	115	1,114.46	2.20
Zero Coupon Bonds / Deep Discount Bonds						
INE296A07QQ5		Bajaj Finance Ltd.**	CRISIL - AAA	560	5,765.73	11.39
INE115A07NM3		LIC Housing Finance Ltd.**	CRISIL - AAA	550	5,690.32	11.25
INE756I07C18		HDB Financial Services Ltd.**	CRISIL - AAA	433	4,457.44	8.81
Sub Total					49,320.89	97.47
Total					49,320.89	97.47
MONEY MARKET INSTRUMENTS						
Collateralised Borrowing & Lending Obligation						
Sub Total					451.52	0.89
Total					451.52	0.89
OTHERS						
Net Current Assets						
Sub Total					829.72	1.64
Total					829.72	1.64
Grand Total					50,602.13	100.00

* Top Ten Holdings
 + Industry Classification as recommended by AMFI
 § Sponsor
 ** Thinly Traded/ Non-Traded Securities
 # Non Season Scrips
 @ Less than 0.01%.

Portfolio Classification by Asset Class(%)	
SDL	11.48
Credit Exposure	85.99
Cash, Cash Equivalents and Net Current Assets	2.53
Portfolio Classification by Rating Class(%)	
Sovereign	11.48
AAA/AAA(SO)/A1+/A1+(SO) & Equivalent	85.99
Cash, Cash Equivalents and Net Current Assets	2.53

Notes :

1) NAV History

NAVs per unit (Rs.)	February 28, 2019	January 31, 2019
Quarterly Dividend Option	10.2806	10.2097
Quarterly Div Option - Direct Plan	10.2991	10.2225
Growth Option	10.2806	10.2097
Growth Option - Direct Plan	10.2991	10.2225

2) Total NPAs provided for and its percentage to NAV : Nil

3) Total investments in Foreign Securities / Overseas ETFs / ADRs / GDRs : Nil

4) Repo in Corporate Debt : Nil

5) Total outstanding exposure in Derivative Instruments as on February 28, 2019 : Nil

6) Average Portfolio Maturity (other than equity investments): Nil

HDFC FMP 1150D FEBRUARY 2017 (1) (A CLOSE-ENDED INCOME SCHEME)

Portfolio as on 28-Feb-2019

ISIN	Coupon (%)	Name Of the Instrument	Industry+ /Rating	Quantity	Market/ Fair Value (Rs. in Lacs.)	% to NAV
DEBT INSTRUMENTS						
(a) Listed / awaiting listing on Stock Exchanges						
Government Securities (Central/State)						
IN2920150397	8.21	8.21% Rajasthan SDL - Mat 310320	Sovereign	4,30,000	434.04	10.12
IN2920150298	8.39	8.39% Rajasthan SDL - Mat 150320	Sovereign	1,56,000	157.69	3.68
Non-Convertible debentures / Bonds						
INE296A07MB6	7.984	Bajaj Finance Ltd.**	IND - AAA	43	426.79	9.95
INE020B08823	8.87	Rural Electrification Corporation Ltd.	CRISIL - AAA	41	412.26	9.61
INE752E07GW8	8.84	Power Grid Corporation of India Ltd**	CRISIL - AAA	32	403.55	9.41
INE733E07CF2	8.78	NTPC Limited**	CRISIL - AAA	40	403.38	9.40
INE115A07GX4	8.68	LIC Housing Finance Ltd.**	CRISIL - AAA	40	400.71	9.34
INE092T08972	8.64	IDFC First Bank Limited**	ICRA - AA+	40	397.81	9.27
INE134E08GX5	8.36	Power Finance Corporation Ltd**	CRISIL - AAA	16	160.15	3.73
INE001A07PE7	8.49	Housing Development Fin. Corp. Ltd.\$**	CRISIL - AAA	1	100.00	2.33
INE261F08485	8.2	National Bank for Agri & Rural Dev.**	CRISIL - AAA	5	50.08	1.17
INE134E08CU0	8.95	Power Finance Corporation Ltd**	CRISIL - AAA	5	50.28	1.17
INE134E08G55	8.52	Power Finance Corporation Ltd**	CRISIL - AAA	3	30.04	0.70
INE261F08451	8.22	National Bank for Agri & Rural Dev.**	CRISIL - AAA	2	20.05	0.47
INE115A07KCO	8.02	LIC Housing Finance Ltd.**	CRISIL - AAA	1	9.97	0.23
Zero Coupon Bonds / Deep Discount Bonds						
INE756107AW3		HDB Financial Services Ltd.**	CARE - AAA	10	115.75	2.70
Sub Total					3,572.65	83.28
(b) Privately Placed / Unlisted						
Non-Convertible debentures / Bonds						
INE053F07959	6.73	Indian Railways Finance Corp. Ltd.**	CRISIL - AAA	45	444.65	10.36
Sub Total					444.65	10.36
Total					4,017.20	93.64
MONEY MARKET INSTRUMENTS						
Collateralised Borrowing & Lending Obligation						
Sub Total					52.02	1.21
Total					52.02	1.21
OTHERS						
Net Current Assets						
Sub Total					220.77	5.15
Total					220.77	5.15
Grand Total					4,289.99	100.00

* Top Ten Holdings
+ Industry Classification as recommended by AMFI
\$ Sponsor
** Thinly Traded/ Non-Traded Securities
Non Sense Scrips
@ Less than 0.01%.

Portfolio Classification by Asset Class(%)	
SDL	13.8
Credit Exposure	79.84
Cash, Cash Equivalents and Net Current Assets	6.36
Portfolio Classification by Rating Class(%)	
Sovereign	13.8
AAA/AAA(SO)/A1+/A1+(SO) & Equivalent	70.57
AA+	9.27
Cash, Cash Equivalents and Net Current Assets	6.36

Notes :

1) NAV History

NAVs per unit (Rs.)	February 28, 2019	January 31, 2019
Regular Option - Dividend Plan	11.4357	11.3618
Direct Option - Dividend Plan	11.4480	11.3735
Regular Option - Quarterly Dividend Plan	10.1592	10.0935
Direct Option - Quarterly Dividend Plan	10.1600	10.0940
Regular Option - Growth Plan	11.4357	11.3618
Direct Option - Growth Plan	11.4480	11.3735

2) Total NPAs provided for and its percentage to NAV : Nil

3) Total investments in Foreign Securities / Overseas ETFs / ADRs / GDRs : Nil

4) Repo in Corporate Debt : Nil

5) Total outstanding exposure in Derivative Instruments as on February 28, 2019 : Nil

6) Average Portfolio Maturity (other than equity investments): Nil

HDFC FMP 1099D June 2018 (1) (A CLOSE-ENDED INCOME SCHEME)

Portfolio as on 28-Feb-2019

ISIN	Coupon (%)	Name Of the Instrument	Industry+ /Rating	Quantity	Market/ Fair Value (Rs. in Lacs.)	% to NAV
DEBT INSTRUMENTS						
(a) Listed / awaiting listing on Stock Exchanges						
Government Securities (Central/State)						
IN2920160073	8.15	8.15% Rajasthan SDL (UDAY Scheme- Strip IV) - ISD 230616	Sovereign	20,09,000	2,040.13	9.65
IN1520110025	8.56	8.56% Gujarat SDL - Mat 220621	Sovereign	10,00,000	1,026.25	4.86
IN1520110017	8.68	8.68% Gujarat SDL - Mat 260521	Sovereign	10,00,000	1,027.91	4.86
IN3120110017	8.68	8.68% Tamil Nadu SDL - Mat 260521	Sovereign	6,00,000	616.63	2.92
IN2920150405	8.21	8.21% Rajasthan SDL - Mat 310321	Sovereign	74,000	75.17	0.36
IN2920150306	8.39	8.39% Rajasthan SDL - Mat 150321	Sovereign	53,000	54.00	0.26
Non-Convertible debentures / Bonds						
INE556F08JF7	8.5	Small Industries Development Bank**	CARE - AAA	224	2,258.91	10.69
INE261F08956	7.4	National Bank for Agri & Rural Dev.**	CRISIL - AAA	220	2,172.94	10.28
INE053F07AK6	7.65	Indian Railways Finance Corp. Ltd.**	CARE - AAA	200	1,987.86	9.40
INE020B08A55	7.7	Rural Electrification Corporation Ltd.**	CRISIL - AAA	100	985.82	4.66
INE020B08AW7	7.73	Rural Electrification Corporation Ltd.**	CRISIL - AAA	84	826.82	3.91
INE115A07109	8.5	LIC Housing Finance Ltd.**	CRISIL - AAA	50	497.89	2.36
INE020B08A04	7.18	Rural Electrification Corporation Ltd.**	CARE - AAA	40	389.65	1.84
INE115A07HV6	8.525	LIC Housing Finance Ltd.**	CRISIL - AAA	32	319.50	1.51
INE752E07JU6	9.3	Power Grid Corporation of India Ltd**	ICRA - AAA	6	77.05	0.36
Zero Coupon Bonds / Deep Discount Bonds						
INE756107BX9		HDB Financial Services Ltd.**	CRISIL - AAA	200	2,121.34	10.04
INE001A07OW2		Housing Development Fin. Corp. Ltd.§**	CRISIL - AAA	14	1,745.32	8.26
Sub Total					18,223.19	86.22
(b) Privately Placed / Unlisted						
Non-Convertible debentures / Bonds						
INE895D08873	8.25	Tata Sons Ltd.**	CRISIL - AAA	223	2,196.31	10.39
Sub Total					2,196.31	10.39
Total					20,419.50	96.61
MONEY MARKET INSTRUMENTS						
Collateralised Borrowing & Lending Obligation						
					60.44	0.29
Sub Total					60.44	0.29
Total					60.44	0.29
OTHERS						
Net Current Assets						
					656.93	3.10
Sub Total					656.93	3.10
Total					656.93	3.10
Grand Total					21,136.87	100.00

* Top Ten Holdings

+ Industry Classification as recommended by AMFI

§ Sponsor

** Thinly Traded/ Non-Traded Securities

Non Sensex Scripts

@ Less than 0.01%.

Portfolio Classification by Asset Class(%)	
SDL	22.91
Credit Exposure	73.7
Cash, Cash Equivalents and Net Current Assets	3.39
Portfolio Classification by Rating Class(%)	
Sovereign	22.91
AAA/AA(A/SO)/A1+/A1+(SO) & Equivalent	73.7
Cash, Cash Equivalents and Net Current Assets	3.39

Notes :

1) NAV History

NAVs per unit (Rs.)	February 28, 2019	January 31, 2019
Dividend Option	10.5782	10.5071
Dividend Option - Direct Plan	10.6282	10.5511
Quarterly Dividend Option	10.2072	10.1386
Quarterly Div Option - Direct Plan	10.2200	10.1459
Growth Option	10.5782	10.5071
Growth Option - Direct Plan	10.6282	10.5511

2) Total NPAs provided for and its percentage to NAV : Nil

3) Total investments in Foreign Securities / Overseas ETFs / ADRs / GDRs : Nil

4) Repo in Corporate Debt : Nil

5) Total outstanding exposure in Derivative Instruments as on February 28, 2019 : Nil

6) Average Portfolio Maturity (other than equity investments): Nil

HDFC FMP 1158D February 2018 (1) (A CLOSE-ENDED INCOME SCHEME)

Portfolio as on 28-Feb-2019

ISIN	Coupon (%)	Name Of the Instrument	Industry+ /Rating	Quantity	Market/ Fair Value (Rs. in Lacs.)	% to NAV
DEBT INSTRUMENTS						
(a) Listed / awaiting listing on Stock Exchanges						
Government Securities (Central/State)						
IN2920150405	8.21	8.21% Rajasthan SDL - Mat 310321	Sovereign	84,40,000	8,573.62	9.39
IN3320150656	8.43	8.43% Uttar Pradesh (UDAY) SDL - Mat 290321	Sovereign	74,11,000	7,559.07	8.28
Non-Convertible debentures / Bonds						
INE134E08J18	7.73	Power Finance Corporation Ltd**	CRISIL - AAA	1,008	9,934.86	10.88
INE020B08AR7	7.6	Rural Electrification Corporation Ltd.**	IND - AAA	782	7,688.15	8.42
INE296A07QF8	7.4486	Bajaj Finance Ltd.**	CRISIL - AAA	750	7,324.69	8.02
INE053F07AK6	7.65	Indian Railways Finance Corp. Ltd.**	CARE - AAA	595	5,913.89	6.47
INE115A07JB4	8.75	LIC Housing Finance Ltd.**	CRISIL - AAA	550	5,502.48	6.02
INE115A071Y8	8.75	LIC Housing Finance Ltd.**	CRISIL - AAA	399	3,991.14	4.37
INE001A070O9	8.75	Housing Development Fin. Corp. Ltd.\$**	CRISIL - AAA	36	3,602.44	3.94
INE514E08951	9.15	Export - Import Bank of India**	CRISIL - AAA	350	3,574.43	3.91
INE756I07BM2	7.43	HDB Financial Services Ltd.**	CARE - AAA	300	2,938.60	3.22
INE020B08AS5	7.7	Rural Electrification Corporation Ltd.**	CRISIL - AAA	250	2,464.55	2.70
INE733E07J25	8.33	NTPC Limited**	ICRA - AAA	178	1,793.54	1.96
INE514E08977	9.15	Export - Import Bank of India**	CRISIL - AAA	150	1,532.22	1.68
INE556F08JA8	7.52	Small Industries Development Bank**	CARE - AAA	155	1,535.48	1.68
INE514E08928	9.15	Export - Import Bank of India**	CRISIL - AAA	55	561.46	0.61
INE752E07F07	9.2	Power Grid Corporation of India Ltd**	ICRA - AAA	40	511.45	0.56
INE556F08JD2	7.65	Small Industries Development Bank**	CARE - AAA	41	406.78	0.45
INE752E07NN3	8.13	Power Grid Corporation of India Ltd**	ICRA - AAA	40	401.37	0.44
Sub Total					75,810.22	83.00
(b) Privately Placed / Unlisted						
Non-Convertible debentures / Bonds						
INE895D08873	8.25	Tata Sons Ltd.**	CRISIL - AAA	1,010	9,947.40	10.89
Sub Total					9,947.40	10.89
Total					85,757.62	93.89
MONEY MARKET INSTRUMENTS						
Collateralised Borrowing & Lending Obligation						
		Collateralised Borrowing & Lending Obligation			1,341.06	1.47
Sub Total					1,341.06	1.47
Total					1,341.06	1.47
OTHERS						
Net Current Assets						
		Net Current Assets			4,239.30	4.64
Sub Total					4,239.30	4.64
Total					4,239.30	4.64
Grand Total					91,337.98	100.00

* Top Ten Holdings
+ Industry Classification as recommended by AMFI
\$ Sponsor
** Thinly Traded/ Non-Traded Securities
Non Sensex Scripts
@ Less than 0.01%.

Portfolio Classification by Asset Class(%)	
SDL	17.67
Credit Exposure	76.22
Cash, Cash Equivalents and Net Current Assets	6.11
Portfolio Classification by Rating Class(%)	
Sovereign	17.67
AAA/AAA(SO)/A1+/A1+(SO) & Equivalent	76.22
Cash, Cash Equivalents and Net Current Assets	6.11

Notes :

1) NAV History

NAVs per unit (Rs.)	February 28, 2019	January 31, 2019
Dividend Option	10.7293	10.6533
Dividend Option - Direct Plan	10.7449	10.6676
Quarterly Dividend Option	10.1623	10.0903
Quarterly Div Option - Direct Plan	10.1651	10.0919
Growth Option	10.7293	10.6533
Growth Option - Direct Plan	10.7449	10.6676

2) Total NPAs provided for and its percentage to NAV : Nil

3) Total investments in Foreign Securities / Overseas ETFs / ADRs / GDRs : Nil

4) Repo in Corporate Debt : Nil

5) Total outstanding exposure in Derivative Instruments as on February 28, 2019 : Nil

6) Average Portfolio Maturity (other than equity investments): Nil

HDFC FMP 1430D July 2017 (1) (A CLOSE-ENDED INCOME SCHEME)

Portfolio as on 28-Feb-2019

ISIN	Coupon (%)	Name Of the Instrument	Industry+ /Rating	Quantity	Market/ Fair Value (Rs. in Lacs.)	% to NAV
DEBT INSTRUMENTS						
(a) Listed / awaiting listing on Stock Exchanges						
Government Securities (Central/State)						
IN3320160051	8.15	8.15% Uttar Pradesh Uday SDL - Mat 020621	Sovereign	10,00,000	1,015.12	8.81
IN2920160073	8.15	8.15% Rajasthan SDL (UDAY Scheme- Strip IV) - ISD 230616	Sovereign	9,20,000	934.25	8.11
Non-Convertible debentures / Bonds						
INE514E08FD2		8 Export - Import Bank of India**	CRISIL - AAA	127	1,269.93	11.02
INE134E08DQ6	9.61	Power Finance Corporation Ltd**	CRISIL - AAA	115	1,174.15	10.19
INE296A07K15	8.85	Bajaj Finance Ltd.**	IND - AAA	100	997.52	8.66
INE733E07KB4	8.1	NTPC Limited**	CRISIL - AAA	95	953.23	8.27
INE115A07JK5	8.37	LIC Housing Finance Ltd.**	CARE - AAA	95	942.91	8.19
INE001A070O9	8.75	Housing Development Fin. Corp. Ltd.\$**	CRISIL - AAA	9	900.61	7.82
INE756107BL4	7.52	HDB Financial Services Ltd.**	CRISIL - AAA	65	638.26	5.54
INE752E07JU6	9.3	Power Grid Corporation of India Ltd**	ICRA - AAA	40	513.66	4.46
INE916DA70N8	7.7936	Kotak Mahindra Prime Ltd.**	CRISIL - AAA	50	489.14	4.25
INE020B08AR7	7.6	Rural Electrification Corporation Ltd.**	IND - AAA	25	245.79	2.13
INE556F08JF7	8.5	Small Industries Development Bank**	CARE - AAA	20	201.69	1.75
INE261F08956	7.4	National Bank for Agri & Rural Dev.**	CRISIL - AAA	15	148.16	1.29
INE752E07MN3	8.13	Power Grid Corporation of India Ltd**	ICRA - AAA	10	100.34	0.87
INE001A070S0	8.35	Housing Development Fin. Corp. Ltd.\$**	CRISIL - AAA	1	99.27	0.86
INE296A07Y4	7.8409	Bajaj Finance Ltd.**	CRISIL - AAA	9	89.00	0.77
Sub Total					10,713.03	92.99
Total					10,713.03	92.99
MONEY MARKET INSTRUMENTS						
Collateralised Borrowing & Lending Obligation						
					183.97	1.60
Sub Total					183.97	1.60
Total					183.97	1.60
OTHERS						
Net Current Assets						
					622.43	5.41
Sub Total					622.43	5.41
Total					622.43	5.41
Grand Total					11,519.43	100.00

* Top Ten Holdings
+ Industry Classification as recommended by AMFI
\$ Sponsor
** Thinly Traded/ Non-Traded Securities
Non Sensex Scripts
@ Less than 0.01%.

Portfolio Classification by Asset Class(%)	
SDL	16.92
Credit Exposure	76.07
Cash, Cash Equivalents and Net Current Assets	7.01
Portfolio Classification by Rating Class(%)	
Sovereign	16.92
AAA/AAA(SO)/A1+/A1+(SO) & Equivalent	76.07
Cash, Cash Equivalents and Net Current Assets	7.01

Notes :

1) NAV History

NAVs per unit (Rs.)	February 28, 2019	January 31, 2019
Regular Option - Dividend Plan	10.9418	10.8627
Direct Option - Dividend Plan	10.9590	10.8791
Regular Option - Quarterly Dividend Plan	10.1687	10.0953
Direct Option - Quarterly Dividend Plan	10.1706	10.0964
Regular Option - Growth Plan	10.9418	10.8627
Direct Option - Growth Plan	10.9590	10.8791

2) Total NPAs provided for and its percentage to NAV : Nil

3) Total investments in Foreign Securities / Overseas ETFs / ADRs / GDRs : Nil

4) Repo in Corporate Debt : Nil

5) Total outstanding exposure in Derivative Instruments as on February 28, 2019 : Nil

6) Average Portfolio Maturity (other than equity investments): Nil

HDFC FMP 1115D September 2018 (1) (A CLOSE-ENDED INCOME SCHEME)

Portfolio as on 28-Feb-2019

ISIN	Coupon (%)	Name Of the Instrument	Industry+ / Rating	Quantity	Market/ Fair Value (Rs. in Lacs.)	% to NAV	
DEBT INSTRUMENTS							
(a) Listed / awaiting listing on Stock Exchanges							
Government Securities (Central/State)							
* IN3120110041	8.64	8.64% Tamil Nadu SDL - Mat 060721	Sovereign	12,95,000	1,331.48	8.72	
IN1520110033	8.59	8.59% Gujarat SDL - Mat 200721	Sovereign	4,60,000	472.77	3.09	
IN1520110066	8.62	8.62% Gujarat SDL - Mat 070921	Sovereign	3,20,000	329.58	2.16	
Non-Convertible debentures / Bonds							
* INE020B08591	9.48	Rural Electrification Corporation Ltd.**	CRISIL - AAA	139	1,418.24	9.28	
* INE556F083F7	8.5	Small Industries Development Bank**	CARE - AAA	140	1,411.82	9.24	
* INE848E07AG0	6.91	NHPC Ltd.**	ICRA - AAA	144	1,403.46	9.19	
* INE756107CC1	8.8217	HDB Financial Services Ltd.**	CARE - AAA	140	1,392.05	9.11	
* INE261F08AL1	8.39	National Bank for Agri & Rural Dev.**	CRISIL - AAA	137	1,377.10	9.01	
* INE134E08IM4	7.4	Power Finance Corporation Ltd**	CARE - AAA	138	1,344.00	8.80	
* INE752E07MZ9	8.4	Power Grid Corporation of India Ltd**	CRISIL - AAA	100	1,009.66	6.61	
INE115A071Y8	8.75	LIC Housing Finance Ltd.**	CRISIL - AAA	27	270.08	1.77	
INE296A07QB7	7.5	Bajaj Finance Ltd.**	CRISIL - AAA	10	98.20	0.64	
Zero Coupon Bonds / Deep Discount Bonds							
* INE001A07OW2		Housing Development Fin. Corp. Ltd.\$**	CRISIL - AAA	11	1,371.32	8.98	
Sub Total					13,229.76	86.60	
(b) Privately Placed / Unlisted							
Non-Convertible debentures / Bonds							
* INE895D08634	8.01	Tata Sons Ltd.**	CRISIL - AAA	140	1,367.76	8.95	
Sub Total					1,367.76	8.95	
Total					14,597.52	95.55	
MONEY MARKET INSTRUMENTS							
Collateralised Borrowing & Lending Obligation							
					Collateralised Borrowing & Lending Obligation	93.32	0.61
Sub Total					93.32	0.61	
Total					93.32	0.61	
OTHERS							
Net Current Assets							
					Net Current Assets	587.17	3.84
Sub Total					587.17	3.84	
Total					587.17	3.84	
Grand Total					15,278.01	100.00	

* Top Ten Holdings
+ Industry Classification as recommended by AMFI
\$ Sponsor
** Thinly Traded/ Non-Traded Securities
Non-Sensex Scripts
@ Less than 0.01%.

Portfolio Classification by Asset Class(%)	
SDL	13.97
Credit Exposure	81.58
Cash, Cash Equivalents and Net Current Assets	4.45
Portfolio Classification by Rating Class(%)	
Sovereign	13.97
AAA/AAA(SO)/A1+/A1+(SO) & Equivalent	81.58
Cash, Cash Equivalents and Net Current Assets	4.45

Notes :

1) NAV History

NAVs per unit (Rs.)	February 28, 2019	January 31, 2019
Dividend Option	10.4789	10.4100
Dividend Option - Direct Plan	10.5132	10.4386
Quarterly Dividend Option	10.2581	10.1907
Quarterly Div Option - Direct Plan	10.2709	10.1979
Growth Option	10.4789	10.4100
Growth Option - Direct Plan	10.5132	10.4386

2) Total NPAs provided for and its percentage to NAV : Nil

3) Total investments in Foreign Securities / Overseas ETFs / ADRs / GDRs : Nil

4) Repo in Corporate Debt : Nil

5) Total outstanding exposure in Derivative Instruments as on February 28, 2019 : Nil

6) Average Portfolio Maturity (other than equity investments): Nil

ISIN	Coupon (%)	Name Of the Instrument	Industry+ /Rating	Quantity	Market/ Fair Value (Rs. in Lacs.)	% to NAV
DEBT INSTRUMENTS						
(a) Listed / awaiting listing on Stock Exchanges						
Government Securities (Central/State)						
IN1520110124	8.94	8.94% Gujarat SDL - Mat 070322	Sovereign	1,90,000	196.89	8.29
IN2920150314	8.39	8.39% Rajasthan SDL - Mat 150322	Sovereign	1,10,000	112.09	4.72
Non-Convertible debentures / Bonds						
INE031A08632	8.46	Housing and Urban Development Corporation Ltd.**	IND - AAA	26	262.48	11.05
INE020B088F0	8.45	Rural Electrification Corporation Ltd.**	IND - AAA	26	261.62	11.02
INE861G08035	9.95	Food Corporation of India (Corporate guarantee from Govt of India)	CRISIL - AAA(SO)	23	242.49	10.21
INE029A07075	7.35	Bharat Petroleum Corporation Ltd.**	CRISIL - AAA	22	218.05	9.18
INE906B07FG1	7.6	National Highways Authority of India	CARE - AAA	18	178.54	7.52
Zero Coupon Bonds / Deep Discount Bonds						
INE377Y07052		BAJAJ HOUSING FINANCE LIMITED**	CRISIL - AAA	26	272.03	11.45
INE115A07NM3		LIC Housing Finance Ltd.**	CRISIL - AAA	26	269.00	11.33
INE756I07CI8		HDB Financial Services Ltd.**	CRISIL - AAA	26	267.65	11.27
Sub Total					2,280.84	96.04
Total					2,280.84	96.04
MONEY MARKET INSTRUMENTS						
Collateralised Borrowing & Lending Obligation						
		Collateralised Borrowing & Lending Obligation			22.24	0.94
Sub Total					22.24	0.94
Total					22.24	0.94
OTHERS						
Net Current Assets						
		Net Current Assets			71.81	3.02
Sub Total					71.81	3.02
Total					71.81	3.02
Grand Total					2,374.89	100.00

Portfolio Classification by Asset Class(%)	
SDL	13.01
Credit Exposure	83.03
Cash, Cash Equivalents and Net Current Assets	3.96
Portfolio Classification by Rating Class(%)	
Sovereign	13.01
AAA/AAA(SO)/A1+/A1+(SO) & Equivalent	83.03
Cash, Cash Equivalents and Net Current Assets	3.96

Notes :

1) NAV History

NAVs per unit (Rs.)	February 28, 2019	January 31, 2019
Dividend Option		

HDFC FMP 1199D January 2017 (1) (A CLOSE-ENDED INCOME SCHEME)

Portfolio as on 28-Feb-2019

ISIN	Coupon (%)	Name Of the Instrument	Industry+ / Rating	Quantity	Market/ Fair Value (Rs. in Lacs.)	% to NAV
DEBT INSTRUMENTS						
(a) Listed / awaiting listing on Stock Exchanges						
Government Securities (Central/State)						
IN2920150397	8.21	8.21% Rajasthan SDL - Mat 310320	Sovereign	5,00,000	504.70	3.08
Non-Convertible debentures / Bonds						
INE055A07088	8.29	Century Textiles & Industries Ltd.**	CRISIL - AA	165	1,637.05	10.00
INE721A08901	11	Shriram Transport Finance Co. Ltd.**	CARE - AA+	150	1,503.54	9.18
INE582L07096	8.5	TATA Housing Development Co Ltd**	ICRA - AA	136	1,338.17	8.17
INE205A07048	8.7	Vedanta Ltd.**	CRISIL - AA	135	1,326.65	8.10
INE752E07GW8	8.84	Power Grid Corporation of India Ltd**	CRISIL - AAA	64	807.09	4.93
INE092T08972	8.64	IDFC First Bank Limited**	ICRA - AA+	32	318.25	1.94
INE115A07KG1	7.97	LIC Housing Finance Ltd.**	CRISIL - AAA	12	119.55	0.73
INE134E08CJ0	8.95	Power Finance Corporation Ltd**	CRISIL - AAA	10	100.56	0.61
INE261F08451	8.22	National Bank for Agri & Rural Dev.**	CRISIL - AAA	8	80.20	0.49
INE134E08CO3	8.7	Power Finance Corporation Ltd**	CRISIL - AAA	6	60.18	0.37
INE115A07KL1	7.813	LIC Housing Finance Ltd.**	CRISIL - AAA	2	19.84	0.12
INE020B08823	8.87	Rural Electrification Corporation Ltd.	CRISIL - AAA	2	20.11	0.12
Zero Coupon Bonds / Deep Discount Bonds						
INE010A07208		Prism Johnson Ltd.**	IND - A-	162	1,949.59	11.91
INE477L07677		India Infoline Housing Finance Ltd.**	ICRA - AA	157	1,929.67	11.79
INE265J07092		JM Financial Asset Reconstruction C**	ICRA - AA-	139	1,659.90	10.14
INE371K08086		Tata Realty and Infrastructure Ltd.**	CRISIL - AA	137	1,622.83	9.91
INE283007095		Asian Satellite Broadcast Pvt. Ltd (Secured with shares of ZEE E BRICKWORKS - A(SO))		20	235.10	1.44
INE389H07037		KEC International Ltd.**	ICRA - AA-	13	160.62	0.98
INE647008032		Aditya Birla Fashion and Retail Ltd**	CRISIL - AA-	5	63.54	0.39
Sub Total					15,457.14	94.40
Total					15,457.14	94.40
MONEY MARKET INSTRUMENTS						
Collateralised Borrowing & Lending Obligation						
Sub Total					46.92	0.29
Total					46.92	0.29
OTHERS						
Net Current Assets						
Sub Total					868.81	5.31
Total					868.81	5.31
Grand Total					16,372.87	100.00

* Top Ten Holdings
+ Industry Classification as recommended by AMFI
\$ Sponsor
** Thinly Traded/ Non-Traded Securities
Non Sensex Scripts
@ Less than 0.01%.

Portfolio Classification by Asset Class(%)	
SDL	3.08
Credit Exposure	91.32
Cash, Cash Equivalents and Net Current Assets	5.6
Portfolio Classification by Rating Class(%)	
Sovereign	3.08
AAA/AAA(SO)/A1+/A1+(SO) & Equivalent	7.37
AA+	11.12
AA/AA-	59.48
A+ & Below	13.35
Cash, Cash Equivalents and Net Current Assets	5.6

Notes :

1) NAV History

NAVs per unit (Rs.)	February 28, 2019	January 31, 2019
Regular Option - Dividend Plan	11.4727	11.4161
Direct Option - Dividend Plan	11.6131	11.5554
Regular Option - Quarterly Dividend Plan	10.1369	10.0869
Direct Option - Quarterly Dividend Plan	10.1377	10.0874
Regular Option - Growth Plan	11.4727	11.4161
Direct Option - Growth Plan	11.6131	11.5554

2) Total NPAs provided for and its percentage to NAV : Nil

3) Total investments in Foreign Securities / Overseas ETFs / ADRs / GDRs : Nil

4) Repo in Corporate Debt : Nil

5) Total outstanding exposure in Derivative Instruments as on February 28, 2019 : Nil

6) Average Portfolio Maturity (other than equity investments): Nil

HDFC FMP 1167D January 2016 (1) (A CLOSE-ENDED INCOME SCHEME)

Portfolio as on 28-Feb-2019

ISIN	Coupon (%)	Name Of the Instrument	Industry+ /Rating	Quantity	Market/ Fair Value (Rs. in Lacs.)	% to NAV
DEBT INSTRUMENTS						
(a) Listed / awaiting listing on Stock Exchanges						
Government Securities (Central/State)						
IN2920150280	8.39	8.39% Rajasthan SDL - Mat 150319	Sovereign	7,04,000	704.44	0.53
Non-Convertible debentures / Bonds						
INE556F09551	7.98	Small Industries Development Bank**	CARE - AAA	2,055	20,569.09	15.55
INE001A07QU1	7.28	Housing Development Fin. Corp. Ltd.\$**	CRISIL - AAA	134	13,399.19	10.13
INE134E07513	9.69	Power Finance Corporation Ltd**	CRISIL - AAA	929	9,290.33	7.02
INE261F08584	7.99	National Bank for Agri & Rural Dev.**	CRISIL - AAA	766	7,664.06	5.79
INE053F07850	8.33	Indian Railways Finance Corp. Ltd.**	CRISIL - AAA	750	7,506.93	5.67
INE115A07FE6	9.65	LIC Housing Finance Ltd.**	CRISIL - AAA	250	2,503.62	1.89
INE115A07FB2	9.7624	LIC Housing Finance Ltd.**	CRISIL - AAA	204	2,040.90	1.54
INE261F08592	7.98	National Bank for Agri & Rural Dev.**	CRISIL - AAA	167	1,670.69	1.26
INE752E07GV0	8.84	Power Grid Corporation of India Ltd**	CRISIL - AAA	49	613.23	0.46
INE020B08A0	6.75	Rural Electrification Corporation Ltd.**	CRISIL - AAA	59	589.86	0.45
INE756107878	8.8394	HDB Financial Services Ltd.**	CRISIL - AAA	20	200.06	0.15
Zero Coupon Bonds / Deep Discount Bonds						
INE891K07192		Axis Finance Ltd.**	IND - AAA	1,500	19,508.19	14.75
INE296A07KN5		Bajaj Finance Ltd.**	IND - AAA	4	51.00	0.04
Sub Total					86,311.68	65.23
Total					86,311.68	65.23
MONEY MARKET INSTRUMENTS						
Collateralised Borrowing & Lending Obligation						
					5,225.45	3.95
Commercial Papers (CP) / Certificate Of Deposit (CD)						
INE705A16RQ4		Vijaya Bank**	CRISIL - A1+	12,000	11,925.77	9.01
INE092T16HY2		IDFC First Bank Limited**	CRISIL - A1+	9,500	9,491.61	7.17
INE476A16RU4		Canara Bank**	CRISIL - A1+	6,300	6,259.24	4.73
INE476A16RW0		Canara Bank**	CRISIL - A1+	6,250	6,204.46	4.69
INE092T16IZ7		IDFC First Bank Limited**	ICRA - A1+	2,580	2,560.82	1.94
INE092T16JB6		IDFC First Bank Limited**	CRISIL - A1+	500	497.73	0.38
INE095A16XN5		Indusind Bank Ltd.**	CRISIL - A1+	500	497.63	0.38
INE160A16LJ0		Punjab National Bank**	CARE - A1+	500	498.77	0.38
Sub Total					43,161.48	32.63
Total					43,161.48	32.63
OTHERS						
Net Current Assets						
					2,830.05	2.14
Sub Total					2,830.05	2.14
Total					2,830.05	2.14
Grand Total					1,32,303.21	100.00

Top Ten Holdings
+ Industry Classification as recommended by AMFI
\$ Sponsor
** Thinly Traded/ Non-Traded Securities
Non Sensex Stocks
@ Less than 0.01%.

Portfolio Classification by Asset Class(%)	
SDL	0.53
CD	28.68
Credit Exposure	64.7
Cash, Cash Equivalents and Net Current Assets	6.09
Portfolio Classification by Rating Class(%)	
Sovereign	0.53
AAA/AAA(SO)/A1+/A1+(SO) & Equivalent	93.38
Cash, Cash Equivalents and Net Current Assets	6.09

Notes :

1) NAV History

NAVs per unit (Rs.)	February 28, 2019	January 31, 2019
Dividend Option	12.6088	12.5430
Dividend Option - Direct Plan	12.7585	12.6914
Quarterly Dividend Option	10.1278	10.0749
Quarterly Div Option - Direct Plan	10.1288	10.0755
Growth Option	12.6088	12.5430
Growth Option - Direct Plan	12.7585	12.6914

2) Total NPAs provided for and its percentage to NAV : Nil

3) Total investments in Foreign Securities / Overseas ETFs / ADRs / GDRs : Nil

4) Repo in Corporate Debt : Nil

5) Total outstanding exposure in Derivative Instruments as on February 28, 2019 : Nil

6) Average Portfolio Maturity (other than equity investments): Nil

HDFC FMP 1178D FEBRUARY 2017 (1) (A CLOSE-ENDED INCOME SCHEME)

Portfolio as on 28-Feb-2019

ISIN	Coupon (%)	Name Of the Instrument	Industry+ /Rating	Quantity	Market/ Fair Value (Rs. in Lacs.)	% to NAV
DEBT INSTRUMENTS						
(a) Listed / awaiting listing on Stock Exchanges						
Government Securities (Central/State)						
IN2920150397	8.21	8.21% Rajasthan SDL - Mat 310320	Sovereign	1,00,000	100.94	0.41
Non-Convertible debentures / Bonds						
* INE055A07088	8.29	Century Textiles & Industries Ltd.**	CRISIL - AA	245	2,430.77	9.89
* INE931507108	9.85	Adani Transmission Limited**	IND - AA+	241	2,413.78	9.82
* INE721A08901		11 Shriram Transport Finance Co. Ltd.**	CARE - AA+	222	2,225.25	9.05
* INE134E08CU0	8.95	Power Finance Corporation Ltd**	CRISIL - AAA	210	2,111.77	8.59
* INE582L07096	8.5	TATA Housing Development Co Ltd**	ICRA - AA	204	2,007.26	8.16
INE261F08485	8.2	National Bank for Agri & Rural Dev.**	CRISIL - AAA	37	370.56	1.51
INE261F08477	8.15	National Bank for Agri & Rural Dev.**	CRISIL - AAA	21	210.23	0.86
INE115A07KG1	7.97	LIC Housing Finance Ltd.**	CRISIL - AAA	12	119.55	0.49
INE261F08451	8.22	National Bank for Agri & Rural Dev.**	CRISIL - AAA	12	120.30	0.49
INE205A07048	8.7	Vedanta Ltd.**	CRISIL - AA	5	49.14	0.20
INE134E08HF0	8.38	Power Finance Corporation Ltd**	CRISIL - AAA	1	9.99	0.04
Zero Coupon Bonds / Deep Discount Bonds						
* INE265J07092		JM Financial Asset Reconstruction C**	ICRA - AA-	246	2,937.67	11.95
* INE477L07677		India Infoline Housing Finance Ltd.**	ICRA - AA	236	2,900.65	11.80
* INE010A07208		Prism Johnson Ltd.**	IND - A-	210	2,527.24	10.28
* INE371K08086		Tata Realty and Infrastructure Ltd.**	CRISIL - AA	205	2,428.32	9.88
* INE647O08032		Aditya Birla Fashion and Retail Ltd**	CRISIL - AA	38	482.88	1.96
INE069R07083		Sprit Infrapower & Multiventures Pvt. Ltd. (Secured with shares BRICKWORKS - A(SO))		1	137.22	0.56
Sub Total					23,583.52	95.94
Total					23,583.52	95.94
MONEY MARKET INSTRUMENTS						
Collateralised Borrowing & Lending Obligation						
Sub Total					61.72	0.25
Total					61.72	0.25
OTHERS						
Net Current Assets						
Sub Total					942.96	3.81
Total					942.96	3.81
Grand Total					24,588.20	100.00

* Top Ten Holdings
+ Industry Classification as recommended by AMFI
\$ Sponsor
** Thinly Traded/ Non-Traded Securities
Non Sensex Scrips
@ Less than 0.01%.

Portfolio Classification by Asset Class(%)	
SDL	0.41
Credit Exposure	95.53
Cash, Cash Equivalents and Net Current Assets	4.06
Portfolio Classification by Rating Class(%)	
Sovereign	0.41
AAA/AAA(SO)/A1+/A1+(SO) & Equivalent	11.98
AA+	18.87
AA/AA-	53.84
A+ & Below	10.84
Cash, Cash Equivalents and Net Current Assets	4.06

Notes :

1) NAV History

NAVs per unit (Rs.)	February 28, 2019	January 31, 2019
Regular Option - Dividend Plan	11.5749	11.5124
Direct Option - Dividend Plan	11.6782	11.6115
Regular Option - Quarterly Dividend Plan	10.1436	10.0888
Direct Option - Quarterly Dividend Plan	10.1507	10.0927
Regular Option - Growth Plan	11.5749	11.5124
Direct Option - Growth Plan	11.6782	11.6115

2) Total NPAs provided for and its percentage to NAV : Nil

3) Total investments in Foreign Securities / Overseas ETFs / ADRs / GDRs : Nil

4) Repo in Corporate Debt : Nil

5) Total outstanding exposure in Derivative Instruments as on February 28, 2019 : Nil

6) Average Portfolio Maturity (other than equity investments): Nil

HDFC FMP 1176D January 2016 (1) (A CLOSE-ENDED INCOME SCHEME)

Portfolio as on 28-Feb-2019

ISIN	Coupon (%)	Name Of the Instrument	Industry+ / Rating	Quantity	Market/ Fair Value (Rs. in Lacs.)	% to NAV
DEBT INSTRUMENTS						
(a) Listed / awaiting listing on Stock Exchanges						
Non-Convertible debentures / Bonds						
INE261F08584	7.99	National Bank for Agri & Rural Dev.**	CRISIL - AAA	440	4,402.33	15.61
INE134E07513	9.69	Power Finance Corporation Ltd**	CRISIL - AAA	400	4,000.14	14.19
INE053F07850	8.33	Indian Railways Finance Corp. Ltd.**	CRISIL - AAA	240	2,402.22	8.52
INE001A07QJ1	7.28	Housing Development Fin. Corp. Ltd.\$**	CRISIL - AAA	23	2,299.86	8.16
INE556F09601	8.04	Small Industries Development Bank**	CARE - AAA	200	2,000.48	7.09
INE115A07FB2	9.7624	LIC Housing Finance Ltd.**	CRISIL - AAA	197	1,970.87	6.99
INE020B08AL0	6.75	Rural Electrification Corporation Ltd.**	CRISIL - AAA	90	899.78	3.19
INE556F09593	8.06	Small Industries Development Bank**	CARE - AAA	86	860.61	3.05
INE752E07GV0	8.84	Power Grid Corporation of India Ltd**	CRISIL - AAA	10	125.15	0.44
INE115A07FE6	9.65	LIC Housing Finance Ltd.**	CRISIL - AAA	3	30.04	0.11
Zero Coupon Bonds / Deep Discount Bonds						
INE296A071Y6		Bajaj Finance Ltd.**	IND - AAA	290	3,760.52	13.34
INE916DA7KN6		Kotak Mahindra Prime Ltd.**	CRISIL - AAA	80	796.22	2.82
Sub Total					23,548.22	83.51
Total					23,548.22	83.51
MONEY MARKET INSTRUMENTS						
Collateralised Borrowing & Lending Obligation						
		Collateralised Borrowing & Lending Obligation			814.70	2.89
Commercial Papers (CP) / Certificate Of Deposit (CD)						
INE476A16RJ4		Canara Bank**	CRISIL - A1+	1,730	1,718.81	6.10
INE476A16RW0		Canara Bank**	CRISIL - A1+	950	943.08	3.34
INE092T16IZ7		IDFC First Bank Limited**	ICRA - A1+	30	29.78	0.11
Sub Total					3,506.37	12.44
Total					3,506.37	12.44
OTHERS						
Net Current Assets						
		Net Current Assets			1,143.47	4.05
Sub Total					1,143.47	4.05
Total					1,143.47	4.05
Grand Total					28,198.06	100.00

* Top Ten Holdings
+ Industry Classification as recommended by AMFI
\$ Sponsor
** Thinly Traded/ Non-Traded Securities
Non-Sensex Scripts
@ Less than 0.01%.

Portfolio Classification by Asset Class(%)	
CD	9.55
Credit Exposure	83.51
Cash, Cash Equivalents and Net Current Assets	6.94
Portfolio Classification by Rating Class(%)	
AAA/AAA(SO)/A1+/A1+(SO) & Equivalent	93.06
Cash, Cash Equivalents and Net Current Assets	6.94

Notes :

1) NAV History

NAVs per unit (Rs.)	February 28, 2019	January 31, 2019
Dividend Option	12.6353	12.5689
Dividend Option - Direct Plan	12.7656	12.6981
Quarterly Dividend Option	10.1290	10.0758
Quarterly Div Option - Direct Plan	10.1295	10.0759
Growth Option	12.6353	12.5689
Growth Option - Direct Plan	12.7656	12.6981

2) Total NPAs provided for and its percentage to NAV : Nil

3) Total investments in Foreign Securities / Overseas ETFs / ADRs / GDRs : Nil

4) Repo in Corporate Debt : Nil

5) Total outstanding exposure in Derivative Instruments as on February 28, 2019 : Nil

6) Average Portfolio Maturity (other than equity investments): Nil

HDFC FMP 1183D January 2016 (1) (A CLOSE-ENDED INCOME SCHEME)

Portfolio as on 28-Feb-2019

ISIN	Coupon (%)	Name Of the Instrument	Industry+ / Rating	Quantity	Market/ Fair Value (Rs. in Lacs.)	% to NAV
DEBT INSTRUMENTS						
(a) Listed / awaiting listing on Stock Exchanges						
Non-Convertible debentures / Bonds						
* INE115A07FB2	9.7624	LIC Housing Finance Ltd.**	CRISIL - AAA	87	870.38	15.27
* INE261F08584	7.99	National Bank for Agri & Rural Dev.**	CRISIL - AAA	74	740.39	12.99
* INE134E07513	9.69	Power Finance Corporation Ltd**	CRISIL - AAA	71	710.03	12.45
* INE445L08300	8.5	Nabha Power Ltd. (Corporate Guarantee of L&T Ltd.)**	ICRA - AAA(SO)	52	520.20	9.12
* INE752E07FM1	9.2	Power Grid Corporation of India Ltd**	CRISIL - AAA	40	500.27	8.78
* INE556F09593	8.06	Small Industries Development Bank**	CARE - AAA	30	300.21	5.27
* INE020B08AL0	6.75	Rural Electrification Corporation Ltd.**	CRISIL - AAA	30	299.93	5.26
* INE001A07QES	7.65	Housing Development Fin. Corp. Ltd.**	CRISIL - AAA	1	100.01	1.75
INE752E07GV0	8.84	Power Grid Corporation of India Ltd**	CRISIL - AAA	5	62.57	1.10
Sub Total					4,103.99	71.99
Total					4,103.99	71.99
MONEY MARKET INSTRUMENTS						
Collateralised Borrowing & Lending Obligation						
		Collateralised Borrowing & Lending Obligation			256.02	4.49
Commercial Papers (CP) / Certificate Of Deposit (CD)						
* INE092T16IZ7		IDFC First Bank Limited**	ICRA - A1+	530	526.06	9.23
* INE476A16RLU4		Canara Bank**	CRISIL - A1+	520	516.64	9.06
Sub Total					1,298.72	22.78
Total					1,298.72	22.78
OTHERS						
Net Current Assets						
		Net Current Assets			298.38	5.23
Sub Total					298.38	5.23
Total					298.38	5.23
Grand Total					5,701.09	100.00

* Top Ten Holdings
+ Industry Classification as recommended by AMFI
\$ Sponsor
** Thinly Traded/ Non-Traded Securities
Non Sensex Scripts
@ Less than 0.01%.

Portfolio Classification by Asset Class(%)	
CD	18.29
Credit Exposure	71.99
Cash, Cash Equivalents and Net Current Assets	9.72
Portfolio Classification by Rating Class(%)	
AAA/AAA(SO)/A1+/A1+(SO) & Equivalent	90.28
Cash, Cash Equivalents and Net Current Assets	9.72

Notes :

1) NAV History

NAVs per unit (Rs.)	February 28, 2019	January 31, 2019
Dividend Option	12.6498	12.5850
Dividend Option - Direct Plan	12.7766	12.7107
Quarterly Dividend Option	10.1257	10.0739
Quarterly Div Option - Direct Plan	10.1266	10.0744
Growth Option	12.6498	12.5850
Growth Option - Direct Plan	12.7766	12.7107

2) Total NPAs provided for and its percentage to NAV : Nil

3) Total investments in Foreign Securities / Overseas ETFs / ADRs / GDRs : Nil

4) Repo in Corporate Debt : Nil

5) Total outstanding exposure in Derivative Instruments as on February 28, 2019 : Nil

6) Average Portfolio Maturity (other than equity investments): Nil

HDFC FMP 1155D February 2016 (1) (A CLOSE-ENDED INCOME SCHEME)

Portfolio as on 28-Feb-2019

ISIN	Coupon (%)	Name Of the Instrument	Industry+ /Rating	Quantity	Market/ Fair Value (Rs. in Lacs.)	% to NAV
DEBT INSTRUMENTS						
(a) Listed / awaiting listing on Stock Exchanges						
Non-Convertible debentures / Bonds						
/ INE556F09551	7.98	Small Industries Development Bank**	CARE - AAA	225	2,252.09	13.29
/ INE752E07GV0	8.84	Power Grid Corporation of India Ltd**	CRISIL - AAA	108	1,351.61	7.98
/ INE261F08592	7.98	National Bank for Agri & Rural Dev.**	CRISIL - AAA	115	1,150.47	6.79
/ INE020B08A0	6.75	Rural Electrification Corporation Ltd.**	CRISIL - AAA	113	1,129.72	6.67
/ INE001A07QU1	7.28	Housing Development Fin. Corp. Ltd.**	CRISIL - AAA	9	899.95	5.31
/ INE001A07RE3	7.9	Housing Development Fin. Corp. Ltd.**	CRISIL - AAA	5	500.16	2.95
Sub Total					7,284.00	42.99
Total					7,284.00	42.99
MONEY MARKET INSTRUMENTS						
Collateralised Borrowing & Lending Obligation						
		Collateralised Borrowing & Lending Obligation			5,205.97	30.73
Commercial Papers (CP) / Certificate Of Deposit (CD)						
/ INE476A16RW0		Canara Bank**	CRISIL - A1+	1,550	1,538.71	9.08
/ INE705A16RQ4		Vijaya Bank**	CRISIL - A1+	1,500	1,490.72	8.80
/ INE238A160I1		Axis Bank Ltd.**	CRISIL - A1+	1,000	995.10	5.87
/ INE092T16IZ7		IDFC First Bank Limited**	ICRA - A1+	120	119.11	0.70
Sub Total					9,349.61	55.18
Total					9,349.61	55.18
OTHERS						
Net Current Assets						
		Net Current Assets			307.69	1.83
Sub Total					307.69	1.83
Total					307.69	1.83
Grand Total					16,941.30	100.00

/ Top Ten Holdings
 + Industry Classification as recommended by AMFI
 \$ Sponsor
 ** Thinly Traded/ Non-Traded Securities
 # Non Sensex Scripts
 @ Less than 0.01%.

Portfolio Classification by Asset Class(%)	
CD	24.45
Credit Exposure	42.99
Cash, Cash Equivalents and Net Current Assets	32.56
Portfolio Classification by Rating Class(%)	
AAA/AAA(SO)/A1+/A1+(SO) & Equivalent	67.44
Cash, Cash Equivalents and Net Current Assets	32.56

Notes :

1) NAV History

NAVs per unit (Rs.)	February 28, 2019	January 31, 2019
Dividend Option	12.6021	12.5370
Dividend Option - Direct Plan	12.7307	12.6645
Quarterly Dividend Option	10.1252	10.0729
Quarterly Div Option - Direct Plan	10.1262	10.0735
Growth Option	12.6021	12.5370
Growth Option - Direct Plan	12.7307	12.6645

2) Total NPAs provided for and its percentage to NAV : Nil

3) Total investments in Foreign Securities / Overseas ETFs / ADRs / GDRs : Nil

4) Repo in Corporate Debt : Nil

5) Total outstanding exposure in Derivative Instruments as on February 28, 2019 : Nil

6) Average Portfolio Maturity (other than equity investments): Nil

ISIN	Coupon (%)	Name Of the Instrument	Industry+ /Rating	Quantity	Market/ Fair Value (Rs. in Lacs.)	% to NAV
DEBT INSTRUMENTS						
(a) Listed / awaiting listing on Stock Exchanges						
Non-Convertible debentures / Bonds						
INE1481071T2	8.3873	Indiabulls Housing Finance Ltd.**	CRISIL - AAA	640	6,222.14	11.10
INE205A07147	8.5	Vedanta Ltd.**	CRISIL - AA	640	6,187.29	11.03
INE931S07157	10.25	Adani Transmission Limited**	IND - AA+	600	6,050.36	10.79
INE397D08037	8.35	Bharti Airtel Ltd.**	CRISIL - AA	500	4,889.75	8.72
INE774D07RV3	7.532	M&M Financial Services Ltd.**	IND - AAA	500	4,868.66	8.68
INE694L07115	8.55	Taiwandi Sabo Power Ltd (Corporate Guarantee of Vedanta Ltd.	CRISIL - AA(SO)	425	4,113.88	7.34
INE155A08365	7.4	Tata Motors Ltd.**	CARE - AA	417	3,988.48	7.11
INE321A07134	10.85	Inox Air Products Pvt. Ltd.**	CRISIL - AA	300	3,058.21	5.45
INE155A08282	8.4	Tata Motors Ltd.**	CARE - AA	110	1,074.98	1.92
INE081A08207	9.15	Tata Steel Ltd.**	BRICKWORKS - AA	100	1,000.32	1.78
INE261F08956	7.4	National Bank for Agri & Rural Dev.**	CRISIL - AAA	44	434.59	0.78
INE001A07050	8.35	Housing Development Fin. Corp. Ltd.\$**	CRISIL - AAA	1	99.27	0.18
Zero Coupon Bonds / Deep Discount Bonds						
INE651J07556		JM Financial Credit Solutions Ltd**	ICRA - AA	500	5,233.98	9.33
INE321N07095						

HDFC FMP 1113D June 2016 (1) (A CLOSE-ENDED INCOME SCHEME)

Portfolio as on 28-Feb-2019

ISIN	Coupon (%)	Name Of the Instrument	Industry+ /Rating	Quantity	Market/ Fair Value (Rs. in Lacs.)	% to NAV
DEBT INSTRUMENTS						
(a) Listed / awaiting listing on Stock Exchanges						
Non-Convertible debentures / Bonds						
/ INE556F09593	8.06	Small Industries Development Bank**	CARE - AAA	61	610.43	11.01
/ INE020B071V4	9.02	Rural Electrification Corporation Ltd.**	CRISIL - AAA	51	511.41	9.22
/ INE261F08642	7.85	National Bank for Agri & Rural Dev.**	CRISIL - AAA	50	499.93	9.02
/ INE053T07026	8.12	ONGC Mangalore Petrochemicals Ltd**	IND - AAA	50	500.33	9.02
/ INE134E081C5	7.85	Power Finance Corporation Ltd**	CRISIL - AAA	50	499.98	9.02
/ INE476M07982	8.7462	L&T Housing Finance Ltd.**	CARE - AAA	18	450.40	8.12
/ INE691107DE4	8.6969	L&T INFRASTRUCTURE FINANCE LTD.**	CARE - AAA	15	375.11	6.77
/ INE733E07CE5	7.89	NTPC Limited**	CRISIL - AAA	30	300.28	5.42
/ INE752E07KQ2	7.93	Power Grid Corporation of India Ltd**	CRISIL - AAA	4	40.00	0.72
Zero Coupon Bonds / Deep Discount Bonds						
/ INE115A07JH1		LIC Housing Finance Ltd.**	CRISIL - AAA	50	636.76	11.49
Sub Total					4,424.63	79.81
Total					4,424.63	79.81
MONEY MARKET INSTRUMENTS						
Collateralised Borrowing & Lending Obligation						
Sub Total					700.79	12.64
Total					700.79	12.64
OTHERS						
Net Current Assets						
Sub Total					418.54	7.55
Total					418.54	7.55
Grand Total					5,543.96	100.00

/ Top Ten Holdings
 + Industry Classification as recommended by AMFI
 \$ Sponsor
 ** Thinly Traded/ Non-Traded Securities
 # Non Sensex Scripts
 @ Less than 0.01%.

Portfolio Classification by Asset Class(%)	
Credit Exposure	79.81
Cash, Cash Equivalents and Net Current Assets	20.19
Portfolio Classification by Rating Class(%)	
AAA/AAA(SO)/A1+/A1+(SO) & Equivalent	79.81
Cash, Cash Equivalents and Net Current Assets	20.19

Notes :

1) NAV History

NAVs per unit (Rs.)	February 28, 2019	January 31, 2019
Dividend Option	12.2339	12.1667
Dividend Option - Direct Plan	12.3244	12.2563
Quarterly Dividend Option	10.1433	10.0876
Quarterly Div Option - Direct Plan	10.1442	10.0881
Growth Option	12.2339	12.1667
Growth Option - Direct Plan	12.3244	12.2563

2) Total NPAs provided for and its percentage to NAV : Nil

3) Total investments in Foreign Securities / Overseas ETFs / ADRs / GDRs : Nil

4) Repo in Corporate Debt : Nil

5) Total outstanding exposure in Derivative Instruments as on February 28, 2019 : Nil

6) Average Portfolio Maturity (other than equity investments): Nil

HDFC FMP 1177D March 2018 (1) (A CLOSE-ENDED INCOME SCHEME)

Portfolio as on 28-Feb-2019

ISIN	Coupon (%)	Name Of the Instrument	Industry+ /Rating	Quantity	Market/ Fair Value (Rs. in Lacs.)	% to NAV
DEBT INSTRUMENTS						
(a) Listed / awaiting listing on Stock Exchanges						
Non-Convertible debentures / Bonds						
INE205A07147	8.5	Vedanta Ltd.**	CRISIL - AA	650	6,283.97	10.99
INE148107172	8.3873	Indiabulls Housing Finance Ltd.**	CRISIL - AAA	640	6,222.14	10.88
INE931S07157	10.25	Adani Transmission Limited**	IND - AA+	605	6,100.78	10.67
INE397D08037	8.35	Bharti Airtel Ltd.**	CRISIL - AA	500	4,889.75	8.55
INE694L07115	8.55	Talwandi Sabo Power Ltd (Corporate Guarantee of Vedanta Ltd.	CRISIL - AA(SO)	430	4,162.28	7.28
INE155A08282	8.4	Tata Motors Ltd.**	CARE - AA	418	4,084.91	7.14
INE974X07017	7.56	Tube Investments of India Ltd.**	CRISIL - AA+	367	3,590.43	6.28
INE261F08956	7.4	National Bank for Agri & Rural Dev.**	CRISIL - AAA	45	444.47	0.78
INE721A07N16	8.55	Shriram Transport Finance Co. Ltd.**	CRISIL - AA+	30	288.90	0.51
Zero Coupon Bonds / Deep Discount Bonds						
INE651J07556		JM Financial Credit Solutions Ltd**	ICRA - AA	470	4,919.94	8.60
INE371K08102		Tata Realty and Infrastructure Ltd.**	CRISIL - AA	150	1,766.37	3.09
INE115A07MX2		LIC Housing Finance Ltd.**	CRISIL - AAA	12	128.22	0.22
Sub Total					42,882.16	74.99
(b) Privately Placed / Unlisted						
Non-Convertible debentures / Bonds						
INE967J07010	8.89	Ardent Properties Pvt Ltd**	CARE - AA	300	2,950.52	5.16
INE582L07138	8.19	TATA Housing Development Co Ltd**	ICRA - AA	150	1,474.53	2.58
Zero Coupon Bonds / Deep Discount Bonds						
INE403D08025		Bharati Telecom Limited**	CRISIL - AA+	520	5,591.93	9.78
Sub Total					10,016.98	17.52
Total					52,899.14	92.51
MONEY MARKET INSTRUMENTS						
Collateralised Borrowing & Lending Obligation						
Sub Total					1,649.44	2.88
Total					1,649.44	2.88
OTHERS						
Net Current Assets						
Sub Total					2,635.40	4.61
Total					2,635.40	4.61
Grand Total					57,183.98	100.00

* Top Ten Holdings
+ Industry Classification as recommended by AMFI
\$ Sponsor
** Thinly Traded/ Non-Traded Securities
Non Sensex Scripts
@ Less than 0.01%.

Portfolio Classification by Asset Class(%)	
Credit Exposure	92.51
Cash, Cash Equivalents and Net Current Assets	7.49
Portfolio Classification by Rating Class(%)	
AAA/AAA(SO)/A1+/A1+(SO) & Equivalent	11.88
AA+	27.24
AA/AA-	53.39
Cash, Cash Equivalents and Net Current Assets	7.49

Notes :

1) NAV History

NAVs per unit (Rs.)	February 28, 2019	January 31, 2019
Dividend Option	10.5375	10.5008
Dividend Option - Direct Plan	10.5678	10.5286
Quarterly Dividend Option	10.1172	10.0819
Quarterly Div Option - Direct Plan	10.1225	10.0850
Growth Option	10.5375	10.5008
Growth Option - Direct Plan	10.5678	10.5286

2) Total NPAs provided for and its percentage to NAV : Nil

3) Total investments in Foreign Securities / Overseas ETFs / ADRs / GDRs : Nil

4) Repo in Corporate Debt : Nil

5) Total outstanding exposure in Derivative Instruments as on February 28, 2019 : Nil

6) Average Portfolio Maturity (other than equity investments): Nil

HDFC FMP 1165D April 2017 (1) (A CLOSE-ENDED INCOME SCHEME)

Portfolio as on 28-Feb-2019

ISIN	Coupon (%)	Name Of the Instrument	Industry+ /Rating	Quantity	Market/ Fair Value (Rs. in Lacs.)	% to NAV	
DEBT INSTRUMENTS							
(a) Listed / awaiting listing on Stock Exchanges							
Non-Convertible debentures / Bonds							
INE752E07KR0	7.93	Power Grid Corporation of India Ltd**	CRISIL - AAA	41	409.67	10.96	
INE002A07775	8.75	Reliance Industries Ltd.**	CRISIL - AAA	40	402.42	10.77	
INE134E08HF0	8.38	Power Finance Corporation Ltd**	CRISIL - AAA	38	379.56	10.16	
INE001A07NW4	8.7	Housing Development Fin. Corp. Ltd.\$**	CRISIL - AAA	72	360.40	9.64	
INE296A07MB6	7.984	Bajaj Finance Ltd.**	IND - AAA	33	327.54	8.77	
INE020B08823	8.87	Rural Electrification Corporation Ltd.	CRISIL - AAA	31	311.71	8.34	
INE851M07093	8.65	Volkswagen Finance Private Limited**	IND - AAA	31	307.16	8.22	
INE053F09HI1	8.5	Indian Railways Finance Corp. Ltd.**	CARE - AAA	16	161.39	4.32	
INE261F08527	8.37	National Bank for Agri & Rural Dev.**	CRISIL - AAA	16	160.44	4.29	
INE261F08451	8.22	National Bank for Agri & Rural Dev.**	CRISIL - AAA	12	120.30	3.22	
INE756I07944	8.658	HDB Financial Services Ltd.**	CRISIL - AAA	6	59.96	1.60	
INE115A07KG1	7.97	LIC Housing Finance Ltd.**	CRISIL - AAA	2	19.93	0.53	
INE115A07KL1	7.813	LIC Housing Finance Ltd.**	CRISIL - AAA	2	19.84	0.53	
Zero Coupon Bonds / Deep Discount Bonds							
INE148I07HN7		Indiabulls Housing Finance Ltd.**	CARE - AAA	25	289.30	7.74	
Sub Total					3,329.62	89.09	
(b) Privately Placed / Unlisted							
Non-Convertible debentures / Bonds							
INE053F07959	6.73	Indian Railways Finance Corp. Ltd.**	CRISIL - AAA	14	138.33	3.70	
Sub Total					138.33	3.70	
Total					3,467.95	92.79	
MONEY MARKET INSTRUMENTS							
Collateralised Borrowing & Lending Obligation							
					Collateralised Borrowing & Lending Obligation	72.59	1.94
Sub Total					72.59	1.94	
Total					72.59	1.94	
OTHERS							
Net Current Assets							
					Net Current Assets	196.23	5.27
Sub Total					196.23	5.27	
Total					196.23	5.27	
Grand Total					3,736.77	100.00	

* Top Ten Holdings
 + Industry Classification as recommended by ANFI
 § Sponsor
 ** Thinly Traded/ Non-Traded Securities
 # Non Sensex Stocks
 @ Less than 0.01%.

Portfolio Classification by Asset Class(%)	
Credit Exposure	92.79
Cash, Cash Equivalents and Net Current Assets	7.21
Portfolio Classification by Rating Class(%)	
AAA/AAA(SO)/A1+/A1+(SO) & Equivalent	92.79
Cash, Cash Equivalents and Net Current Assets	7.21

Notes :

1) NAV History

NAVs per unit (Rs.)	February 28, 2019	January 31, 2019
Regular Option - Dividend Option	11.2677	11.2017
Direct Option - Dividend Option	11.3312	11.2622
Regular Option - Quarterly Dividend Option	10.1516	10.0921
Direct Option - Quarterly Dividend Option	10.1569	10.0951
Regular Option - Growth Option	11.2677	11.2017
Direct Option - Growth Option	11.3312	11.2622

2) Total NPAs provided for and its percentage to NAV : Nil

3) Total investments in Foreign Securities / Overseas ETFs / ADRs / GDRs : Nil

4) Repo in Corporate Debt : Nil

5) Total outstanding exposure in Derivative Instruments as on February 28, 2019 : Nil

6) Average Portfolio Maturity (other than equity investments): Nil

HDFC FMP 1124D June 2018 (1) (A CLOSE-ENDED INCOME SCHEME)

Portfolio as on 28-Feb-2019

ISIN	Coupon (%)	Name Of the Instrument	Industry+ / Rating	Quantity	Market/ Fair Value (Rs. in Lacs.)	% to NAV
DEBT INSTRUMENTS						
(a) Listed / awaiting listing on Stock Exchanges						
Non-Convertible debentures / Bonds						
INE896L07587	9.2	Indostar Capital Finance Ltd.**	CARE - AA-	500	4,808.52	10.83
INE1481071T2	8.3873	Indiabulls Housing Finance Ltd.**	CRISIL - AAA	490	4,763.83	10.73
INE205A07154	9.18	Vedanta Ltd.**	CRISIL - AA	480	4,702.04	10.59
INE155A08365	7.4	Tata Motors Ltd.**	CARE - AA	458	4,380.63	9.86
INE694L07115	8.55	Talwandi Sabo Power Ltd (Corporate Guarantee of Vedanta Ltd.	CRISIL - AA(SO)	345	3,339.50	7.52
INE414G07CM0	8.75	MUTHOOT FINANCE LTD**	ICRA - AA	3,15,000	3,023.79	6.81
INE110L07070	8.32	Reliance Jio Infocomm Limited**	CRISIL - AAA	250	2,470.91	5.56
INE397D08037	8.35	Bharti Airtel Ltd.**	CRISIL - AA	150	1,466.92	3.30
INE721A07N16	8.55	Shriram Transport Finance Co. Ltd.**	CRISIL - AA+	65	625.94	1.41
INE261F08956	7.4	National Bank for Agri & Rural Dev.**	CRISIL - AAA	19	187.66	0.42
INE941D07125	10.4	Sikka Port and Terminal Ltd. (erstwhile Reliance Ports and Terr	CARE - AAA	15	153.53	0.35
INE115A07109	8.5	LIC Housing Finance Ltd.**	CRISIL - AAA	8	79.66	0.18
Zero Coupon Bonds / Deep Discount Bonds						
INE477L07883		India Infoline Housing Finance Ltd.**	CRISIL - AA	300	3,080.20	6.93
Sub Total					33,083.13	74.49
(b) Privately Placed / Unlisted						
Non-Convertible debentures / Bonds						
INE967J071010	8.89	Ardent Properties Pvt Ltd**	CARE - AA	400	3,934.03	8.86
Zero Coupon Bonds / Deep Discount Bonds						
INE901T07166		Arm Infra & Utilities Pvt. Ltd. (Secured with shares of ZEE Enter BRICKWORKS - A+(SO)		49	4,617.47	10.40
INE283O07103		Asian Satellite Broadcast Pvt. Ltd (Secured with shares of ZEE E BRICKWORKS - A+(SO)		5	470.99	1.06
Sub Total					9,022.49	20.32
Total					42,105.62	94.81
MONEY MARKET INSTRUMENTS						
Collateralised Borrowing & Lending Obligation						
					47.21	0.11
Sub Total					47.21	0.11
Total					47.21	0.11
OTHERS						
Net Current Assets						
					2,263.29	5.08
Sub Total					2,263.29	5.08
Total					2,263.29	5.08
Grand Total					44,416.12	100.00

Top Ten Holdings
+ Industry Classification as recommended by AMFI
\$ Sponsor
** Thinly Traded/ Non-Traded Securities
Non Sensex Scrips
@ Less than 0.01%.

Portfolio Classification by Asset Class(%)	
Credit Exposure	94.81
Cash, Cash Equivalents and Net Current Assets	5.19
Portfolio Classification by Rating Class(%)	
AAA/AAA(SO)/A1+/A1+(SO) & Equivalent	17.24
AA+	1.41
AA/AA-	64.7
A+ & Below	11.46
Cash, Cash Equivalents and Net Current Assets	5.19

Notes :

1) NAV History

NAVs per unit (Rs.)	February 28, 2019	January 31, 2019
Dividend Option	10.2460	10.2882
Dividend Option - Direct Plan	10.3040	10.3397
Quarterly Dividend Option	9.9622	10.0032
Quarterly Div Option - Direct Plan	9.9770	10.0116
Growth Option	10.2460	10.2882
Growth Option - Direct Plan	10.3040	10.3397

2) Total NPAs provided for and its percentage to NAV : Nil

3) Total investments in Foreign Securities / Overseas ETFs / ADRs / GDRs : Nil

4) Repo in Corporate Debt : Nil

5) Total outstanding exposure in Derivative Instruments as on February 28, 2019 : Nil

6) Average Portfolio Maturity (other than equity investments): Nil

HDFC FMP 1146D April 2018 (1) (A CLOSE-ENDED INCOME SCHEME)

Portfolio as on 28-Feb-2019

ISIN	Coupon (%)	Name Of the Instrument	Industry+ /Rating	Quantity	Market/ Fair Value (Rs. in Lacs.)	% to NAV
DEBT INSTRUMENTS						
(a) Listed / awaiting listing on Stock Exchanges						
Non-Convertible debentures / Bonds						
INE397D08037	8.35	Bharti Airtel Ltd.**	CRISIL - AA	350	3,422.82	10.78
INE572E09569	7.58	PNB Housing Finance Ltd.**	IND - AA+	350	3,331.51	10.49
INE148I07172	8.3873	Indiabulls Housing Finance Ltd.**	CRISIL - AAA	308	2,994.41	9.43
INE205A07147	8.5	Vedanta Ltd.**	CRISIL - AA	300	2,900.29	9.13
INE134E08199	7.42	Power Finance Corporation Ltd**	CARE - AAA	250	2,467.72	7.77
INE694L07115	8.55	Taiwandi Sabo Power Ltd (Corporate Guarantee of Vedanta Ltd.	CRISIL - AA(SO)	250	2,419.93	7.62
INE414G07CM0	8.75	MUTHOOT FINANCE LTD**	ICRA - AA	2,50,000	2,399.83	7.56
INE081A08207	9.15	Tata Steel Ltd.**	BRICKWORKS - AA	150	1,500.48	4.72
INE134E08126	7.46	Power Finance Corporation Ltd**	CRISIL - AAA	100	987.55	3.11
INE155A08282	8.4	Tata Motors Ltd.**	CARE - AA	100	977.25	3.08
INE115A073B4	8.75	LIC Housing Finance Ltd.**	CRISIL - AAA	75	750.34	2.36
INE931S07157	10.25	Adani Transmission Limited**	IND - AA+	45	453.78	1.43
INE526S07296	8.75	Hazaribagh Ranchi Expressway Ltd. (NHAI Annuity)**	CARE - BB	550	395.83	1.25
INE526S07098	8.5	Hazaribagh Ranchi Expressway Ltd. (NHAI Annuity)**	CARE - BB	500	360.19	1.13
INE721A07NI6	8.55	Shriram Transport Finance Co. Ltd.**	CRISIL - AA+	25	240.75	0.76
INE582L07096	8.5	TATA Housing Development Co Ltd**	ICRA - AA	21	206.63	0.65
INE556F083F7	8.5	Small Industries Development Bank**	CARE - AAA	20	201.69	0.64
INE261F08956	7.4	National Bank for Agri & Rural Dev.**	CRISIL - AAA	10	98.77	0.31
INE752E073J6	9.3	Power Grid Corporation of India Ltd**	ICRA - AAA	6	77.05	0.24
INE445L08342	8.12	Nabha Power Ltd. (Corporate Guarantee of L&T Ltd.)**	ICRA - AAA(SO)	3	29.65	0.09
Sub Total					26,216.47	82.55
(b) Privately Placed / Unlisted						
Non-Convertible debentures / Bonds						
INE967J07010	8.89	Ardent Properties Pvt Ltd**	CARE - AA	300	2,950.52	9.29
Zero Coupon Bonds / Deep Discount Bonds						
INE403D08025		Bharati Telecom Limited**	CRISIL - AA+	15	161.31	0.51
Sub Total					3,111.83	9.80
Total					29,328.30	92.35
MONEY MARKET INSTRUMENTS						
Collateralised Borrowing & Lending Obligation						
Collateralised Borrowing & Lending Obligation					398.00	1.25
Sub Total					398.00	1.25
Total					398.00	1.25
OTHERS						
Net Current Assets						
Net Current Assets					2,031.81	6.40
Sub Total					2,031.81	6.40
Total					2,031.81	6.40
Grand Total					31,758.11	100.00

* Top Ten Holdings
+ Industry Classification as recommended by AMFI
\$ Sponsor
** Thinly Traded/ Non-Traded Securities
Non Sensex Stocks
@ Less than 0.01%.

Portfolio Classification by Asset Class(%)	
Credit Exposure	92.35
Cash, Cash Equivalents and Net Current Assets	7.65
Portfolio Classification by Rating Class(%)	
AAA/AAA(SO)/A1+/A1+(SO) & Equivalent	23.95
AA+	13.19
AA/AA-	52.83
A+ & Below	2.38
Cash, Cash Equivalents and Net Current Assets	7.65

Notes :

1) NAV History

NAVs per unit (Rs.)	February 28, 2019	January 31, 2019
Dividend Option	10.4326	10.4026
Dividend Option - Direct Plan	10.4572	10.4247
Quarterly Dividend Option	10.0235	9.9947
Quarterly Div Option - Direct Plan	10.0287	9.9975
Growth Option	10.4326	10.4026
Growth Option - Direct Plan	10.4572	10.4247

2) Total NPAs provided for and its percentage to NAV : Nil

3) Total investments in Foreign Securities / Overseas ETFs / ADRs / GDRs : Nil

4) Repo in Corporate Debt : Nil

5) Total outstanding exposure in Derivative Instruments as on February 28, 2019 : Nil

6) Average Portfolio Maturity (other than equity investments): Nil

HDFC FMP 1172D April 2017 (1) (A CLOSE-ENDED INCOME SCHEME)

Portfolio as on 28-Feb-2019

ISIN	Coupon (%)	Name Of the Instrument	Industry+ /Rating	Quantity	Market/ Fair Value (Rs. in Lacs.)	% to NAV
DEBT INSTRUMENTS						
(a) Listed / awaiting listing on Stock Exchanges						
Non-Convertible debentures / Bonds						
* INE002A07775	8.75	Reliance Industries Ltd.**	CRISIL - AAA	38	382.29	10.78
* INE752E07KR0	7.93	Power Grid Corporation of India Ltd**	CRISIL - AAA	38	379.70	10.71
* INE115A07KL1	7.813	LIC Housing Finance Ltd.**	CRISIL - AAA	35	347.13	9.79
* INE053F09H11	8.5	Indian Railways Finance Corp. Ltd.**	CARE - AAA	34	342.95	9.67
* INE261F08527	8.37	National Bank for Agri & Rural Dev.**	CRISIL - AAA	34	340.94	9.61
* INE001A07NWX4	8.7	Housing Development Fin. Corp. Ltd.**	CRISIL - AAA	67	335.37	9.46
* INE134E08HF0	8.38	Power Finance Corporation Ltd**	CRISIL - AAA	33	329.62	9.29
* INE851M07093	8.65	Volkswagen Finance Private Limited**	IND - AAA	17	168.44	4.75
* INE020B07FC0	8.65	Rural Electrification Corporation Ltd.**	CRISIL - AAA	9	90.27	2.55
INE020B08823	8.87	Rural Electrification Corporation Ltd.	CRISIL - AAA	7	70.39	1.98
INE134E08GQ9	8.65	Power Finance Corporation Ltd**	CRISIL - AAA	4	40.07	1.13
INE092T08972	8.64	IDFC First Bank Limited**	ICRA - AA+	3	29.84	0.84
INE261F08451	8.22	National Bank for Agri & Rural Dev.**	CRISIL - AAA	2	20.05	0.57
Zero Coupon Bonds / Deep Discount Bonds						
* INE090H08261		TMF Holdings Ltd. (Subsidiary of Tata Motors Ltd.)**	CRISIL - AA	35	410.90	11.59
INE296A07PB9		Bajaj Finance Ltd.**	CRISIL - AAA	4	45.79	1.29
Sub Total					3,333.75	94.01
Total					3,333.75	94.01
MONEY MARKET INSTRUMENTS						
Collateralised Borrowing & Lending Obligation						
Sub Total					35.04	0.99
Total					35.04	0.99
OTHERS						
Net Current Assets						
Sub Total					178.00	5.00
Total					178.00	5.00
Grand Total					3,546.79	100.00

* Top Ten Holdings
+ Industry Classification as recommended by AMFI
\$ Sponsor
** Thinly Traded/ Non-Traded Securities
Non-Sensex Scripts
@ Less than 0.01%.

Portfolio Classification by Asset Class(%)	
Credit Exposure	94.01
Cash, Cash Equivalents and Net Current Assets	5.99
Portfolio Classification by Rating Class(%)	
AAA/AAA(SO)/A1+/A1+(SO) & Equivalent	81.58
AA+	0.84
AA/AA-	11.59
Cash, Cash Equivalents and Net Current Assets	5.99

Notes :

1) NAV History

NAVs per unit (Rs.)	February 28, 2019	January 31, 2019
Regular Option - Dividend Option	11.2816	11.2172
Direct Option - Dividend Option	11.3457	11.2783
Regular Option - Quarterly Dividend Optic	10.1493	10.0913
Direct Option - Quarterly Dividend Option	10.1546	10.0943
Regular Option - Growth Option	11.2816	11.2172
Direct Option - Growth Option	11.3457	11.2783

2) Total NPAs provided for and its percentage to NAV : Nil

3) Total investments in Foreign Securities / Overseas ETFs / ADRs / GDRs : Nil

4) Repo in Corporate Debt : Nil

5) Total outstanding exposure in Derivative Instruments as on February 28, 2019 : Nil

6) Average Portfolio Maturity (other than equity investments): Nil

ISIN	Coupon (%)	Name Of the Instrument	Industry+ /Rating	Quantity	Market/ Fair Value (Rs. in Lacs.)	% to NAV
DEBT INSTRUMENTS						
(a) Listed / awaiting listing on Stock Exchanges						
Non-Convertible debentures / Bonds						
INE548V07047	8.6624	Nuvoco Vistas Corporation Ltd. (100% subsidiary of Nirma Ltd.	CRISIL - AA	234	2,291.39	10.42
INE148I07GE8	8.75	Indiabulls Housing Finance Ltd.**	CARE - AAA	2,15,000	2,104.69	9.57
INE694L07123	9.23	Talwandi Sabo Power Ltd (Corporate Guarantee of Vedanta Ltd.	CRISIL - AA(SO)	200	1,955.64	8.89
INE205A07071	8.75	Vedanta Ltd.**	CRISIL - AA	173	1,660.68	7.55
INE721A07N16	8.55	Shriram Transport Finance Co. Ltd.**	CRISIL - AA+	130	1,251.88	5.69
INE115A071Y8	8.75	LIC Housing Finance Ltd.**	CRISIL - AAA	29	290.08	1.32
Zero Coupon Bonds / Deep Discount Bonds						
INE265J07266		JM Financial Asset Reconstruction C**	ICRA - AA-	240	2,442.38	11.11
INE647O08073		Aditya Birla Fashion and Retail Ltd**	CRISIL - AA	210	2,165.49	9.85
INE477L07883		India Infoline Housing Finance Ltd.**	CRISIL - AA	200	2,053.46	9.34
Sub Total					16,215.69	73.74
(b) Privately Placed / Unlisted						
Non-Convertible debentures / Bonds						
INE137K07026				145	2,413.30	10.98
INE582L07146	9.15	TATA Housing Development Co Ltd**	ICRA - AA			
		4,762.62	21.66			
		20,978.31	95.40			
		98.10	0.45			
		98.10	0.45			
		911.76	4.15			
		911.76	4.15			
		911.76	4.15			
Grand Total					21,988.17	100.00

Portfolio Classification by Asset Class(%)	
Credit Exposure	95.4
Cash, Cash Equivalents and Net Current Assets	

HDFC FMP 1166D May 2017 (1) (A CLOSE-ENDED INCOME SCHEME)

Portfolio as on 28-Feb-2019

ISIN	Coupon (%)	Name Of the Instrument	Industry+ /Rating	Quantity	Market/ Fair Value (Rs. in Lacs.)	% to NAV
DEBT INSTRUMENTS						
(a) Listed / awaiting listing on Stock Exchanges						
Non-Convertible debentures / Bonds						
INE115A07KL1	7.813	LIC Housing Finance Ltd.**	CRISIL - AAA	170	1,686.07	10.39
INE205A07048	8.7	Vedanta Ltd.**	CRISIL - AA	156	1,533.02	9.44
INE201P07128	10.5	G R Infraprojects Limited**	CARE - AA-	135	1,360.54	8.38
INE582L07096	8.5	TATA Housing Development Co Ltd**	ICRA - AA	138	1,357.85	8.36
INE658R07059	10.75	Aspire Home Finance Corporation Ltd (Subsidiary of Motilal Osw)	CRISIL - A+	135	1,342.31	8.27
INE055A07088	8.29	Century Textiles & Industries Ltd.**	CRISIL - AA	134	1,329.48	8.19
INE851M07093	8.65	Volkswagen Finance Private Limited**	IND - AAA	115	1,139.47	7.02
INE146O07151	10.55	Hinduja Leyland Finance Ltd**	CARE - AA-	100	1,002.89	6.18
INE001A07Q16	10.98	Housing Development Fin. Corp. Ltd.\$**	CRISIL - AAA	5	513.28	3.16
INE752E07J78	9.3	Power Grid Corporation of India Ltd**	CRISIL - AAA	36	456.99	2.82
INE261F08451	8.22	National Bank for Agri & Rural Dev.**	CRISIL - AAA	26	260.64	1.61
INE752E07KRO	7.93	Power Grid Corporation of India Ltd**	CRISIL - AAA	25	249.80	1.54
INE134E08IY9	7.42	Power Finance Corporation Ltd**	CARE - AAA	25	246.77	1.52
INE134E08CO3	8.7	Power Finance Corporation Ltd**	CRISIL - AAA	12	120.36	0.74
Zero Coupon Bonds / Deep Discount Bonds						
INE413O07148		Primat Infrapower & Multiventures Pvt. Ltd. (Secured with shan	BRICKWORKS - A+(SO)	99	1,106.11	6.81
INE371K08102		Tata Realty and Infrastructure Ltd.**	CRISIL - AA	77	906.74	5.59
INE477L07677		India Infoline Housing Finance Ltd.**	ICRA - AA	14	172.07	1.06
INE010A07208		Prism Johnson Ltd.**	IND - A-	14	168.48	1.04
Sub Total					14,952.87	92.12
Total					14,952.87	92.12
MONEY MARKET INSTRUMENTS						
Collateralised Borrowing & Lending Obligation						
Collateralised Borrowing & Lending Obligation					58.27	0.36
Sub Total					58.27	0.36
Total					58.27	0.36
OTHERS						
Net Current Assets						
Net Current Assets					1,222.71	7.52
Sub Total					1,222.71	7.52
Total					1,222.71	7.52
Grand Total					16,233.85	100.00

* Top Ten Holdings
 + Industry Classification as recommended by AMFI
 \$ Sponsor
 ** Thinly Traded/ Non-Traded Securities
 # Non Sensex Scripts
 @ Less than 0.01%.

Portfolio Classification by Asset Class(%)	
Credit Exposure	92.12
Cash, Cash Equivalents and Net Current Assets	7.88
Portfolio Classification by Rating Class(%)	
AAA/AAA(SO)/A1+/A1+(SO) & Equivalent	28.8
AA/AA-	47.2
A+ & Below	16.12
Cash, Cash Equivalents and Net Current Assets	7.88

Notes :

1) NAV History

NAVs per unit (Rs.)	February 28, 2019	January 31, 2019
Regular Option - Dividend Plan	11.3538	11.3139
Direct Option - Dividend Plan	11.3744	11.3335
Regular Option - Quarterly Dividend Plan	10.1083	10.0728
Direct Option - Quarterly Dividend Plan	10.1104	10.0741
Regular Option - Growth Plan	11.3538	11.3139
Direct Option - Growth Plan	11.3744	11.3335

2) Total NPAs provided for and its percentage to NAV : Nil

3) Total investments in Foreign Securities / Overseas ETFs / ADRs / GDRs : Nil


4) Repo in Corporate Debt : Nil

5) Total outstanding exposure in Derivative Instruments as on February 28, 2019 : Nil

6) Average Portfolio Maturity (other than equity investments): Nil



ISIN	Coupon (%)	Name Of the Instrument	Industry+ /Rating	Quantity	Market/ Fair Value (Rs. in Lacs.)	% to NAV
DEBT INSTRUMENTS						
(a) Listed / awaiting listing on Stock Exchanges						
Non-Convertible debentures / Bonds						



HDFC FMP 1128D June 2016 (1) (A CLOSE-ENDED INCOME SCHEME)

Portfolio as on 28-Feb-2019

ISIN	Coupon (%)	Name Of the Instrument	Industry+ /Rating	Quantity	Market/ Fair Value (Rs. in Lacs.)	% to NAV	
DEBT INSTRUMENTS							
(a) Listed / awaiting listing on Stock Exchanges							
Non-Convertible debentures / Bonds							
INE931S07082	9.85	Adani Transmission Limited	IND - AA+	81	810.26	10.09	
INE146007102	10.55	Hinduja Leyland Finance Ltd**	CARE - AA-	76	762.20	9.49	
INE121A08MH1	11.75	Cholamandalam Investment & Finance**	CRISIL - AA+	73	733.38	9.13	
INE001A07PH0	8.38	Housing Development Fin. Corp. Ltd.\$**	CRISIL - AAA	7	699.42	8.71	
INE201P07078	11.4	G R Infraprojects Limited**	CARE - AA-	62	623.11	7.76	
INE020B08AL0	6.75	Rural Electrification Corporation Ltd.**	CRISIL - AAA	28	279.93	3.48	
INE556F09593	8.06	Small Industries Development Bank**	CARE - AAA	15	150.11	1.87	
INE027E07527	7.65	L&T Finance Limited**	CARE - AAA	4	99.54	1.24	
Zero Coupon Bonds / Deep Discount Bonds							
INE069R07083		Sprit Infrapower & Multiventures Pvt. Ltd. (Secured with shares	BRICKWORKS - A(SO)	7	960.57	11.96	
INE647008032		Aditya Birla Fashion and Retail Ltd**	CRISIL - AA	53	673.50	8.38	
INE667F07GE3		Sundaram BNP Paribas Home Finance L**	ICRA - AA+	37	460.91	5.74	
INE321N07079		KKR India Financial Services Pvt Ltd.**	CRISIL - AA+	1	146.75	1.83	
Sub Total					6,399.68	79.68	
Total					6,399.68	79.68	
MONEY MARKET INSTRUMENTS							
Collateralised Borrowing & Lending Obligation							
					Collateralised Borrowing & Lending Obligation	1,340.66	16.69
Sub Total					1,340.66	16.69	
Total					1,340.66	16.69	
OTHERS							
Net Current Assets							
					Net Current Assets	292.61	3.63
Sub Total					292.61	3.63	
Total					292.61	3.63	
Grand Total					8,032.95	100.00	

* Top Ten Holdings

+ Industry Classification as recommended by AMFI

\$ Sponsor

** Thinly Traded/ Non-Traded Securities

Non Sensex Scripts

@ Less than 0.01%.

Portfolio Classification by Asset Class(%)

Credit Exposure	79.68
Cash, Cash Equivalents and Net Current Assets	20.32
Portfolio Classification by Rating Class(%)	
AAA/AAA(SO)/A1+/A1+(SO) & Equivalent	15.3
AA+	26.79
AA/AA-	25.63
A+ & Below	11.96
Cash, Cash Equivalents and Net Current Assets	20.32

Notes :

1) NAV History

NAVs per unit (Rs.)	February 28, 2019	January 31, 2019
Dividend Option	12.5162	12.4492
Dividend Option - Direct Plan	12.6925	12.6231
Quarterly Dividend Option	10.1355	10.0812
Quarterly Div Option - Direct Plan	10.1382	10.0828
Growth Option	12.5162	12.4492
Growth Option - Direct Plan	12.6925	12.6231

2) Total NPAs provided for and its percentage to NAV : Nil

3) Total investments in Foreign Securities / Overseas ETFs / ADRs / GDRs : Nil

4) Repo in Corporate Debt : Nil

5) Total outstanding exposure in Derivative Instruments as on February 28, 2019 : Nil

6) Average Portfolio Maturity (other than equity investments): Nil

HDFC FMP 1114D March 2016 (1) (A CLOSE-ENDED INCOME SCHEME)

Portfolio as on 28-Feb-2019

ISIN	Coupon (%)	Name Of the Instrument	Industry+ /Rating	Quantity	Market/ Fair Value (Rs. in Lacs.)	% to NAV
DEBT INSTRUMENTS						
(a) Listed / awaiting listing on Stock Exchanges						
Non-Convertible debentures / Bonds						
* INE261F08592	7.98	National Bank for Agri & Rural Dev.**	CRISIL - AAA	2,285	22,859.41	10.04
* INE445L08300	8.5	Nabha Power Ltd. (Corporate Guarantee of L&T Ltd.)**	ICRA - AAA(SO)	2,210	22,108.44	9.71
* INE001A07QU1	7.28	Housing Development Fin. Corp. Ltd.\$**	CRISIL - AAA	163	16,299.02	7.16
* INE053F07850	8.33	Indian Railways Finance Corp. Ltd.**	CRISIL - AAA	953	9,538.81	4.19
* INE134E07513	9.69	Power Finance Corporation Ltd**	CRISIL - AAA	860	8,600.31	3.78
INE556F09593	8.06	Small Industries Development Bank**	CARE - AAA	542	5,423.82	2.38
INE001A07RE3	7.9	Housing Development Fin. Corp. Ltd.\$**	CRISIL - AAA	22	2,200.68	0.97
INE001A07QES	7.65	Housing Development Fin. Corp. Ltd.\$**	CRISIL - AAA	15	1,500.22	0.66
INE020B08AL0	6.75	Rural Electrification Corporation Ltd.**	CRISIL - AAA	80	799.80	0.35
INE556F09569	7.98	Small Industries Development Bank**	CARE - AAA	50	500.39	0.22
INE261F08584	7.99	National Bank for Agri & Rural Dev.**	CRISIL - AAA	20	200.11	0.09
INE752E07GV0	8.84	Power Grid Corporation of India Ltd**	CRISIL - AAA	1	12.51	0.01
Zero Coupon Bonds / Deep Discount Bonds						
* INE296A07KNS		Bajaj Finance Ltd.**	IND - AAA	2,135	27,270.01	11.98
* INE115A07JH1		LIC Housing Finance Ltd.**	CRISIL - AAA	1,800	22,923.37	10.07
INE756I07860		HDB Financial Services Ltd.**	CRISIL - AAA	550	7,077.50	3.11
INE916DA7KES		Kotak Mahindra Prime Ltd.**	CRISIL - AAA	364	3,622.81	1.59
Sub Total					1,50,937.21	66.31
Total					1,50,937.21	66.31
MONEY MARKET INSTRUMENTS						
Collateralised Borrowing & Lending Obligation						
		Collateralised Borrowing & Lending Obligation			2,500.30	1.10
Commercial Papers (CP) / Certificate Of Deposit (CD)						
* INE705A16RQ4		Vijaya Bank**	CRISIL - A1+	20,000	19,876.28	8.73
* INE476A16RW0		Canara Bank**	CRISIL - A1+	16,850	16,727.23	7.35
* INE092T16IZ7		IDFC First Bank Limited**	ICRA - A1+	14,350	14,243.33	6.26
INE092T16HY2		IDFC First Bank Limited**	CRISIL - A1+	7,300	7,293.56	3.20
INE238A164I3		Axis Bank Ltd.**	CRISIL - A1+	5,000	4,977.30	2.19
INE476A16RU4		Canara Bank**	CRISIL - A1+	4,700	4,669.60	2.05
INE705A16RL5		Vijaya Bank**	CRISIL - A1+	1,500	1,496.80	0.66
Sub Total					71,784.40	31.54
Total					71,784.40	31.54
OTHERS						
Net Current Assets						
		Net Current Assets			4,921.35	2.15
Sub Total					4,921.35	2.15
Total					4,921.35	2.15
Grand Total					2,27,642.96	100.00

* Top Ten Holdings
+ Industry Classification as recommended by AMFI
\$ Sponsor
** Thinly Traded/ Non-Traded Securities
Non-Sensex Stocks
@ Less than 0.01%.

Portfolio Classification by Asset Class(%)	
CD	30.44
Credit Exposure	66.31
Cash, Cash Equivalents and Net Current Assets	3.25
Portfolio Classification by Rating Class(%)	
AAA/AAA(SO)/A1+/A1+(SO) & Equivalent	96.75
Cash, Cash Equivalents and Net Current Assets	3.25

Notes :

1) NAV History

NAVs per unit (Rs.)	February 28, 2019	January 31, 2019
Dividend Option	12.4430	12.3769
Dividend Option - Direct Plan	12.5827	12.5154
Quarterly Dividend Option	10.1314	10.0776
Growth Option	12.4430	12.3769
Growth Option - Direct Plan	12.5827	12.5154

2) Total NPAs provided for and its percentage to NAV : Nil

3) Total investments in Foreign Securities / Overseas ETFs / ADRs / GDRs : Nil

4) Repo in Corporate Debt : Nil

5) Total outstanding exposure in Derivative Instruments as on February 28, 2019 : Nil

6) Average Portfolio Maturity (other than equity investments): Nil

HDFC FMP 1111D September 2016 (1) (A CLOSE-ENDED INCOME SCHEME)

Portfolio as on 28-Feb-2019

ISIN	Coupon (%)	Name Of the Instrument	Industry+ /Rating	Quantity	Market/ Fair Value (Rs. in Lacs.)	% to NAV
DEBT INSTRUMENTS						
(a) Listed / awaiting listing on Stock Exchanges						
Non-Convertible debentures / Bonds						
INE702C07016	11.5	APL Apollo Tubes Ltd.**	CARE - AA-	51	513.05	9.95
INE001A07MY2	9.45	Housing Development Fin. Corp. Ltd.\$**	CRISIL - AAA	45	451.78	8.76
INE146G07102	10.55	Hinduja Leyland Finance Ltd**	CARE - AA-	41	411.19	7.97
INE201P07110	10.5	G R Infraprojects Limited**	CARE - AA-	40	402.80	7.81
INE027E07527	7.65	L&T Finance Limited**	CARE - AAA	16	398.14	7.72
INE556F09569	7.98	Small Industries Development Bank**	CARE - AAA	33	330.26	6.40
INE764L07090	2.6	Sadbhav Infrastructure Project Ltd. (Corporate Guarantee of Sa	CARE - A(SO)	25	300.48	5.83
INE949L08368	10.05	Au Small Finance Bank Ltd.**	IND - AA-	25	251.29	4.87
INE931S07090	9.85	Adani Transmission Limited**	IND - AA+	16	160.06	3.10
INE769A07043	11.75	Aarti Industries Ltd.**	CRISIL - AA-	15	150.62	2.92
INE556F09593	8.06	Small Industries Development Bank**	CARE - AAA	12	120.08	2.33
INE931S07082	9.85	Adani Transmission Limited	IND - AA+	7	70.02	1.36
Zero Coupon Bonds / Deep Discount Bonds						
INE647008032		Aditya Birla Fashion and Retail Ltd**	CRISIL - AA	38	482.88	9.36
INE612J07103		Repo Home Finance Ltd**	CARE - AA	27	331.65	6.43
INE069R07083		Sprit Infrapower & Multiventures Pvt. Ltd. (Secured with shares BRICKWORKS - A(SO)		2	274.45	5.32
INE097P07062		Edisons Infrapower & Multiventures Pvt. Ltd. (Secured with sha BRICKWORKS - A(SO)		2	272.48	5.28
Sub Total					4,921.23	95.41
Total					4,921.23	95.41
MONEY MARKET INSTRUMENTS						
Collateralised Borrowing & Lending Obligation						
		Collateralised Borrowing & Lending Obligation			55.82	1.08
Sub Total					55.82	1.08
Total					55.82	1.08
OTHERS						
Net Current Assets						
		Net Current Assets			179.41	3.51
Sub Total					179.41	3.51
Total					179.41	3.51
Grand Total					5,156.46	100.00

* Top Ten Holdings
+ Industry Classification as recommended by AMFI
§ Sponsor
** Thinly Traded/ Non-Traded Securities
Non Sensex Scripts
@ Less than 0.01%.

Portfolio Classification by Asset Class(%)	
Credit Exposure	95.41
Cash, Cash Equivalents and Net Current Assets	4.59
Portfolio Classification by Rating Class(%)	
AAA/AAA(SO)/A1+/A1+(SO) & Equivalent	25.21
AA+	4.46
AA/AA-	49.31
A+ & Below	16.43
Cash, Cash Equivalents and Net Current Assets	4.59

Notes :

1) NAV History

NAVs per unit (Rs.)	February 28, 2019	January 31, 2019
Dividend Option	12.2291	12.1607
Dividend Option - Direct Plan	12.3496	12.2800
Quarterly Dividend Option	10.1519	10.0951
Quarterly Div Option - Direct Plan	10.1527	10.0956
Growth Option	12.2291	12.1607
Growth Option - Direct Plan	12.3496	12.2800

2) Total NPAs provided for and its percentage to NAV : Nil

3) Total investments in Foreign Securities / Overseas ETFs / ADRs / GDRs : Nil

4) Repo in Corporate Debt : Nil

5) Total outstanding exposure in Derivative Instruments as on February 28, 2019 : Nil

6) Average Portfolio Maturity (other than equity investments): Nil

HDFC FMP 1218D December 2016 (1) (A CLOSE-ENDED INCOME SCHEME)

Portfolio as on 28-Feb-2019

ISIN	Coupon (%)	Name Of the Instrument	Industry+ / Rating	Quantity	Market/ Fair Value (Rs. in Lacs.)	% to NAV
DEBT INSTRUMENTS						
(a) Listed / awaiting listing on Stock Exchanges						
Non-Convertible debentures / Bonds						
INE055A07088	8.29	Century Textiles & Industries Ltd.**	CRISIL - AA	255	2,529.98	9.95
INE931S07108	9.85	Adani Transmission Limited**	IND - AA+	250	2,503.92	9.85
INE321A07126	10.85	Inox Air Products Pvt. Ltd.**	CRISIL - AA	240	2,428.02	9.55
INE582L07096	8.5	TATA Housing Development Co Ltd**	ICRA - AA	205	2,017.10	7.93
INE205A07048	8.7	Vedanta Ltd.**	CRISIL - AA	205	2,014.55	7.92
INE134E08CU0	8.95	Power Finance Corporation Ltd**	CRISIL - AAA	53	532.97	2.10
INE115A07KL1	7.813	LIC Housing Finance Ltd.**	CRISIL - AAA	38	376.89	1.48
INE134E08GQ9	8.65	Power Finance Corporation Ltd**	CRISIL - AAA	15	150.28	0.59
INE115A07KG1	7.97	LIC Housing Finance Ltd.**	CRISIL - AAA	12	119.55	0.47
INE752E07M15	8.15	Power Grid Corporation of India Ltd**	CRISIL - AAA	12	120.25	0.47
Zero Coupon Bonds / Deep Discount Bonds						
INE010A07208		Prism Johnson Ltd.**	IND - A-	249	2,996.59	11.79
INE477L07677		India Infoline Housing Finance Ltd.**	ICRA - AA	240	2,949.82	11.60
INE265J07084		JM Financial Asset Reconstruction C**	ICRA - AA-	215	2,565.23	10.09
INE371K08086		Tata Realty and Infrastructure Ltd.**	CRISIL - AA	190	2,250.64	8.85
INE647O08057		Aditya Birla Fashion and Retail Ltd**	CRISIL - AA	37	441.44	1.74
INE283O07095		Asian Satellite Broadcast Pvt. Ltd (Secured with shares of ZEE E BRICKWORKS - A(SO))		14	164.57	0.65
INE296A07PB9		Bajaj Finance Ltd.**	CRISIL - AAA	6	68.68	0.27
Sub Total					24,230.48	95.30
Total					24,230.48	95.30
MONEY MARKET INSTRUMENTS						
Collateralised Borrowing & Lending Obligation						
		Collateralised Borrowing & Lending Obligation			49.63	0.20
Sub Total					49.63	0.20
Total					49.63	0.20
OTHERS						
Net Current Assets						
		Net Current Assets			1,142.75	4.50
Sub Total					1,142.75	4.50
Total					1,142.75	4.50
Grand Total					25,422.86	100.00

* Top Ten Holdings
+ Industry Classification as recommended by AMFI
\$ Sponsor
** Thinly Traded/ Non-Traded Securities
Non Sensex Scripts
@ Less than 0.01%.

Portfolio Classification by Asset Class(%)	
Credit Exposure	95.3
Cash, Cash Equivalents and Net Current Assets	4.7
Portfolio Classification by Rating Class(%)	
AAA/AAA(SO)/A1+/A1+(SO) & Equivalent	5.38
AA+	9.85
AA/AA-	67.63
A+ & Below	12.44
Cash, Cash Equivalents and Net Current Assets	4.7

Notes :

1) NAV History

NAVs per unit (Rs.)	February 28, 2019	January 31, 2019
Regular Option - Dividend Plan	11.6128	11.5532
Direct Option - Dividend Plan	11.7250	11.6643
Regular Option - Quarterly Dividend Plan	10.1447	10.0926
Direct Option - Quarterly Dividend Plan	10.1455	10.0930
Regular Option - Growth Plan	11.6128	11.5532
Direct Option - Growth Plan	11.7250	11.6643

2) Total NPAs provided for and its percentage to NAV : Nil

3) Total investments in Foreign Securities / Overseas ETFs / ADRs / GDRs : Nil

4) Repo in Corporate Debt : Nil

5) Total outstanding exposure in Derivative Instruments as on February 28, 2019 : Nil

6) Average Portfolio Maturity (other than equity investments): Nil

HDFC FMP 1161D JULY 2016 (1) (A CLOSE-ENDED INCOME SCHEME)

Portfolio as on 28-Feb-2019

ISIN	Coupon (%)	Name Of the Instrument	Industry+ /Rating	Quantity	Market/ Fair Value (Rs. in Lacs.)	% to NAV
DEBT INSTRUMENTS						
(a) Listed / awaiting listing on Stock Exchanges						
Non-Convertible debentures / Bonds						
INE949L08368	10.05	Au Small Finance Bank Ltd.**	IND - AA-	60	603.11	9.90
INE931S07074	9.85	Adani Transmission Limited**	IND - AA+	60	600.52	9.85
INE445L08300	8.5	Nabha Power Ltd. (Corporate Guarantee of L&T Ltd.)**	ICRA - AAA(SO)	45	450.17	7.39
INE001A07PH0	8.38	Housing Development Fin. Corp. Ltd.\$**	CRISIL - AAA	3	299.75	4.92
INE027E07527	7.65	L&T Finance Limited**	CARE - AAA	10	248.84	4.08
INE556F09593	8.06	Small Industries Development Bank**	CARE - AAA	14	140.10	2.30
INE476M07AB4	8.7431	L&T Housing Finance Ltd.**	CARE - AAA	1	24.99	0.41
Zero Coupon Bonds / Deep Discount Bonds						
INE069R07083		Sprit Infrapower & Multiventures Pvt. Ltd. (Secured with shares	BRICKWORKS - A(SO)	5	686.12	11.26
INE647O08032		Aditya Birla Fashion and Retail Ltd**	CRISIL - AA	43	546.42	8.97
INE896L07389		Indostar Capital Finance Ltd.**	CARE - AA-	4	522.62	8.58
INE115A07FQ0		LIC Housing Finance Ltd.**	CARE - AAA	27	405.90	6.66
INE115A07JH1		LIC Housing Finance Ltd.**	CRISIL - AAA	12	152.82	2.51
Sub Total					4,681.36	76.83
Total					4,681.36	76.83
MONEY MARKET INSTRUMENTS						
Collateralised Borrowing & Lending Obligation						
		Collateralised Borrowing & Lending Obligation			1,229.89	20.18
Sub Total					1,229.89	20.18
Total					1,229.89	20.18
OTHERS						
Net Current Assets						
		Net Current Assets			183.28	2.99
Sub Total					183.28	2.99
Total					183.28	2.99
Grand Total					6,094.53	100.00

* Top Ten Holdings
+ Industry Classification as recommended by AMFI
\$ Sponsor
** Thinly Traded/ Non-Traded Securities
Non Sensex Scripts
@ Less than 0.01%.

Portfolio Classification by Asset Class(%)	
Credit Exposure	76.83
Cash, Cash Equivalents and Net Current Assets	23.17
Portfolio Classification by Rating Class(%)	
AAA/AAA(SO)/A1+/A1+(SO) & Equivalent	28.27
AA+	9.85
AA/AA-	27.45
A+ & Below	11.26
Cash, Cash Equivalents and Net Current Assets	23.17

Notes :

1) NAV History

NAVs per unit (Rs.)	February 28, 2019	January 31, 2019
Dividend Option	12.3796	12.3061
Dividend Option - Direct Plan	12.5541	12.4782
Quarterly Dividend Option	10.1480	10.0877
Quarterly Div Option - Direct Plan	10.1506	10.0892
Growth Option	12.3796	12.3061
Growth Option - Direct Plan	12.5541	12.4782

2) Total NPAs provided for and its percentage to NAV : Nil

3) Total investments in Foreign Securities / Overseas ETFs / ADRs / GDRs : Nil


4) Repo in Corporate Debt : Nil

5) Total outstanding exposure in Derivative Instruments as on February 28, 2019 : Nil

6) Average Portfolio Maturity (other than equity investments): Nil



ISIN	Coupon (%)	Name Of the Instrument	Industry+ /Rating	Quantity	Market/ Fair Value (Rs. in Lacs.)	% to NAV
DEBT INSTRUMENTS						
(a) Listed / awaiting listing on Stock Exchanges						
Non-Convertible debentures / Bonds						
INE053T07026	8.12	ONGC Mangalore Petrochemicals Ltd**	IND - AAA	34	340.22	9.90
INE134E081C5	7.85	Power Finance Corporation Ltd**	CRISIL - AAA	34	339.98	9.90
INE020B071V4	9.02	Rural Electrification Corporation Ltd.**	CR			



HDFC FMP 1846D August 2013 (1) (A CLOSE-ENDED INCOME SCHEME)

Portfolio as on 28-Feb-2019

ISIN	Coupon (%)	Name Of the Instrument	Industry+ /Rating	Quantity	Market/ Fair Value (Rs. in Lacs.)	% to NAV
DEBT INSTRUMENTS						
(a) Listed / awaiting listing on Stock Exchanges						
Non-Convertible debentures / Bonds						
INE081A08181	2	Tata Steel Ltd.**	CARE - AA	127	1,849.39	9.85
INE137K07034	4	HPCL-Mittal Energy Limited**	ICRA - AA+	106	1,784.89	9.51
INE038A07274	9.6	Hindalco Industries Ltd**	CRISIL - AA	174	1,763.36	9.39
INE155A08340	7.5	Tata Motors Ltd.**	CARE - AA	177	1,665.42	8.87
INE205A07139	8.5	Vedanta Ltd.**	CRISIL - AA	80	775.79	4.13
INE002A08476	7	Reliance Industries Ltd.**	ICRA - AAA	75	720.15	3.84
INE115A07L29	7.48	LIC Housing Finance Ltd.**	CRISIL - AAA	50	482.38	2.57
Zero Coupon Bonds / Deep Discount Bonds						
INE220B08068		Kalpataru Power Transmission Ltd.**	CRISIL - AA	170	1,758.32	9.37
INE477L07958		India Infoline Housing Finance Ltd.**	CRISIL - AA	173	1,734.20	9.24
INE722A07869		Shriram City Union Finance Ltd.**	CARE - AA+	170	1,731.04	9.22
INE265J07290		JM Financial Asset Reconstruction C**	ICRA - AA-	150	1,505.97	8.02
INE201P07185		G R Infraprojects Limited**	CRISIL - AA-	140	1,424.55	7.59
INE523H07AE7		JM Financial Products Ltd.**	ICRA - AA	90	899.77	4.79
Sub Total					18,095.23	96.39
Total					18,095.23	96.39
MONEY MARKET INSTRUMENTS						
Collateralised Borrowing & Lending Obligation						
Sub Total					338.75	1.80
Total					338.75	1.80
OTHERS						
Net Current Assets						
Sub Total					339.20	1.81
Total					339.20	1.81
Grand Total					18,773.18	100.00

* Top Ten Holdings
 + Industry Classification as recommended by AMFI
 § Sponsor
 ** Thinly Traded/ Non-Traded Securities
 # Non Sensex Stocks
 @ Less than 0.01%.

Portfolio Classification by Asset Class(%)	
Credit Exposure	96.39
Cash, Cash Equivalents and Net Current Assets	3.61
Portfolio Classification by Rating Class(%)	
AAA/AAA(SO)/A1+/A1+(SO) & Equivalent	6.41
AA+	18.73
AA/AA-	71.25
Cash, Cash Equivalents and Net Current Assets	3.61

Notes :

1) NAV History

NAVs per unit (Rs.)	February 28, 2019	January 31, 2019
Dividend Option	10.2791	10.2530
Dividend Option - Direct Plan	10.2988	10.2703
Growth Option	15.6703	15.6305
Growth Option - Direct Plan	15.9363	15.8921

2) Total NPAs provided for and its percentage to NAV : Nil

3) Total investments in Foreign Securities / Overseas ETFs / ADRs / GDRs : Nil

4) Repo in Corporate Debt : Nil

5) Total outstanding exposure in Derivative Instruments as on February 28, 2019 : Nil

6) Average Portfolio Maturity (other than equity investments): Nil

HDFC FMP 1107D March 2016 (1) (A CLOSE-ENDED INCOME SCHEME)

Portfolio as on 28-Feb-2019

ISIN	Coupon (%)	Name Of the Instrument	Industry+ /Rating	Quantity	Market/ Fair Value (Rs. in Lacs.)	% to NAV
DEBT INSTRUMENTS						
(a) Listed / awaiting listing on Stock Exchanges						
Non-Convertible debentures / Bonds						
INE445L08300	8.5	Nabha Power Ltd. (Corporate Guarantee of L&T Ltd.)**	ICRA - AAA(SO)	660	6,602.52	9.68
INE915T08024	7.94	Sun Pharma Laboratories Limited**	ICRA - AAA	637	6,374.63	9.35
INE261F08592	7.98	National Bank for Agri & Rural Dev.**	CRISIL - AAA	505	5,052.08	7.41
INE053T07018	8.4	ONGC Mangalore Petrochemicals Ltd**	IND - AAA	400	4,001.07	5.87
INE001A070Q1	7.28	Housing Development Fin. Corp. Ltd.\$**	CRISIL - AAA	38	3,799.77	5.57
INE134E07513	9.69	Power Finance Corporation Ltd**	CRISIL - AAA	368	3,680.13	5.40
INE053F07850	8.33	Indian Railways Finance Corp. Ltd.**	CRISIL - AAA	250	2,502.31	3.67
INE001A07RE3	7.9	Housing Development Fin. Corp. Ltd.\$**	CRISIL - AAA	14	1,400.43	2.05
INE115A07I25	8.73	LIC Housing Finance Ltd.**	CRISIL - AAA	92	920.99	1.35
INE752E07EP7	9.47	Power Grid Corporation of India Ltd**	ICRA - AAA	40	500.88	0.73
INE001A07ON1	8.7	Housing Development Fin. Corp. Ltd.\$**	CRISIL - AAA	4	400.41	0.59
INE001A07QES	7.65	Housing Development Fin. Corp. Ltd.\$**	CRISIL - AAA	1	100.01	0.15
INE556F09593	8.06	Small Industries Development Bank**	CARE - AAA	5	50.04	0.07
Zero Coupon Bonds / Deep Discount Bonds						
INE296A07KN5		Bajaj Finance Ltd.**	IND - AAA	636	8,123.53	11.91
INE916DA7KN6		Kotak Mahindra Prime Ltd.**	CRISIL - AAA	660	6,568.84	9.63
INE115A07JH1		LIC Housing Finance Ltd.**	CRISIL - AAA	349	4,444.59	6.52
Sub Total					54,522.23	79.95
Total					54,522.23	79.95
MONEY MARKET INSTRUMENTS						
Collateralised Borrowing & Lending Obligation						
		Collateralised Borrowing & Lending Obligation			1,330.89	1.95
Commercial Papers (CP) / Certificate Of Deposit (CD)						
INE705A16RQ4		Vijaya Bank**	CRISIL - A1+	6,500	6,459.79	9.47
INE476A16RW0		Canara Bank**	CRISIL - A1+	2,040	2,025.14	2.97
INE476A16RU4		Canara Bank**	CRISIL - A1+	1,450	1,440.62	2.11
INE092T16IZ7		IDFC First Bank Limited**	ICRA - A1+	550	545.91	0.80
Sub Total					11,802.35	17.30
Total					11,802.35	17.30
OTHERS						
Net Current Assets						
		Net Current Assets			1,875.06	2.75
Sub Total					1,875.06	2.75
Total					1,875.06	2.75
Grand Total					68,199.64	100.00

* Top Ten Holdings
+ Industry Classification as recommended by AMFI
\$ Sponsor
** Thinly Traded/ Non-Traded Securities
Non Sensex Scripts
@ Less than 0.01%.

Portfolio Classification by Asset Class(%)	
CD	15.35
Credit Exposure	79.95
Cash, Cash Equivalents and Net Current Assets	4.7
Portfolio Classification by Rating Class(%)	
AAA/AAA(SO)/A1+/A1+(SO) & Equivalent	95.3
Cash, Cash Equivalents and Net Current Assets	4.7

Notes :

1) NAV History

NAVs per unit (Rs.)	February 28, 2019	January 31, 2019
Dividend Option	12.4136	12.3513
Dividend Option - Direct Plan	12.5313	12.4680
Quarterly Dividend Option	10.1245	10.0738
Quarterly Div Option - Direct Plan	10.1256	10.0745
Growth Option	12.4136	12.3513
Growth Option - Direct Plan	12.5313	12.4680

2) Total NPAs provided for and its percentage to NAV : Nil

3) Total investments in Foreign Securities / Overseas ETFs / ADRs / GDRs : Nil

4) Repo in Corporate Debt : Nil

5) Total outstanding exposure in Derivative Instruments as on February 28, 2019 : Nil

6) Average Portfolio Maturity (other than equity investments): Nil

HDFC FMP 1175D January 2014 (1) (A CLOSE-ENDED INCOME SCHEME)

Portfolio as on 28-Feb-2019

ISIN	Coupon (%)	Name Of the Instrument	Industry+ /Rating	Quantity	Market/ Fair Value (Rs. in Lacs.)	% to NAV
DEBT INSTRUMENTS						
(a) Listed / awaiting listing on Stock Exchanges						
Non-Convertible debentures / Bonds						
INE053T07018	8.4	ONGC Mangalore Petrochemicals Ltd**	IND - AAA	90	900.24	9.66
INE931S07082	9.85	Adani Transmission Limited	IND - AA+	88	880.28	9.45
INE134E081F8	7.95	Power Finance Corporation Ltd**	CRISIL - AAA	85	849.65	9.12
INE121A08MH1	11.75	Cholamandalam Investment & Finance**	CRISIL - AA+	63	632.92	6.79
INE774D07QH4	7.6	M&M Financial Services Ltd.**	IND - AAA	45	449.24	4.82
INE115A071Z5	8.73	LIC Housing Finance Ltd.**	CRISIL - AAA	25	250.27	2.69
INE556F09593	8.06	Small Industries Development Bank**	CARE - AAA	21	210.15	2.26
INE949L08350	10.05	Au Small Finance Bank Ltd.**	IND - AA-	5	50.07	0.54
Zero Coupon Bonds / Deep Discount Bonds						
INE482G07040		Tata Sky Ltd. (Subsidiary of Tata Sons)**	CRISIL - AA	81	1,067.22	11.45
INE647O08032		Aditya Birla Fashion and Retail Ltd**	CRISIL - AA	81	1,029.31	11.05
INE321N07079		KKR India Financial Services Pvt Ltd.**	CRISIL - AA+	7	1,027.22	11.02
INE148I07HM9		Indiabulls Housing Finance Ltd.**	BRICKWORKS - AAA	72	839.24	9.01
INE069R07083		Sprit Infrapower & Multiventures Pvt. Ltd. (Secured with shares BRICKWORKS - A(SO)		1	137.22	1.47
Sub Total					8,323.03	89.33
Total					8,323.03	89.33
MONEY MARKET INSTRUMENTS						
Collateralised Borrowing & Lending Obligation						
Sub Total					698.25	7.49
Total					698.25	7.49
OTHERS						
Net Current Assets						
Sub Total					297.83	3.18
Total					297.83	3.18
Grand Total					9,319.11	100.00

Top Ten Holdings
+ Industry Classification as recommended by AMFI
\$ Sponsor
** Thinly Traded/ Non-Traded Securities
Non Sensex Scrips
@ Less than 0.01%.

Portfolio Classification by Asset Class(%)	
Credit Exposure	89.33
Cash, Cash Equivalents and Net Current Assets	10.67
Portfolio Classification by Rating Class(%)	
AAA/AAA(SO)/A1+/A1+(SO) & Equivalent	37.56
AA+	27.26
AA/AA-	23.04
A+ & Below	1.47
Cash, Cash Equivalents and Net Current Assets	10.67

Notes :

1) NAV History

NAVs per unit (Rs.)	February 28, 2019	January 31, 2019
Dividend Option	11.5059	11.4438
Dividend Option - Direct Plan	11.5627	11.4983
Quarterly Dividend Option	10.1426	10.0880
Quarterly Div Option - Direct Plan	10.1471	10.0905
Flexi Dividend Option - Direct Plan	15.8605	15.7721
Growth Option	15.7016	15.6170
Growth Option - Direct Plan	15.8605	15.7721

2) Total NPAs provided for and its percentage to NAV : Nil

3) Total investments in Foreign Securities / Overseas ETFs / ADRs / GDRs : Nil

4) Repo in Corporate Debt : Nil

5) Total outstanding exposure in Derivative Instruments as on February 28, 2019 : Nil

6) Average Portfolio Maturity (other than equity investments): Nil

HDFC FMP 1170D FEBRUARY 2017 (1) (A CLOSE-ENDED INCOME SCHEME)

Portfolio as on 28-Feb-2019

ISIN	Coupon (%)	Name Of the Instrument	Industry+ /Rating	Quantity	Market/ Fair Value (Rs. in Lacs.)	% to NAV
DEBT INSTRUMENTS						
(a) Listed / awaiting listing on Stock Exchanges						
Non-Convertible debentures / Bonds						
I INE055A07088	8.29	Century Textiles & Industries Ltd.**	CRISIL - AA	233	2,311.71	9.58
I INE931507108	9.85	Adani Transmission Limited**	IND - AA+	230	2,303.60	9.55
I INE205A07048	8.7	Vedanta Ltd.**	CRISIL - AA	227	2,230.74	9.25
I INE721A08901	11	Shriram Transport Finance Co. Ltd.**	CARE - AA+	209	2,094.94	8.68
INE001A07NHS	8.75	Housing Development Fin. Corp. Ltd.\$**	CRISIL - AAA	100	501.11	2.08
INE134E08FG2	8.82	Power Finance Corporation Ltd**	CRISIL - AAA	50	502.47	2.08
INE115A07KD8	7.9	LIC Housing Finance Ltd.**	CARE - AAA	45	448.21	1.86
INE020B08823	8.87	Rural Electrification Corporation Ltd.	CRISIL - AAA	40	402.21	1.67
INE134E08CU0	8.95	Power Finance Corporation Ltd**	CRISIL - AAA	36	362.02	1.50
INE148I07FF7	9	Indiabulls Housing Finance Ltd.**	CARE - AAA	25	250.67	1.04
INE261F08451	8.22	National Bank for Agri & Rural Dev.**	CRISIL - AAA	14	140.35	0.58
INE115A07KG1	7.97	LIC Housing Finance Ltd.**	CRISIL - AAA	10	99.63	0.41
Zero Coupon Bonds / Deep Discount Bonds						
I INE47L07677		India Infoline Housing Finance Ltd.**	ICRA - AA	228	2,802.33	11.62
I INE010A07208		Prism Johnson Ltd.**	IND - A-	190	2,286.55	9.48
I INE909H08261		TMF Holdings Ltd. (Subsidiary of Tata Motors Ltd.)**	CRISIL - AA	190	2,230.61	9.25
I INE371K08086		Tata Realty and Infrastructure Ltd.**	CRISIL - AA	185	2,191.41	9.08
I INE901T07067		Arm Infra & Utilities Pvt. Ltd. (Secured with shares of ZEE Enterta BRICKWORKS - A(SO)		74	868.28	3.60
I INE265J07084		JM Financial Asset Reconstruction C**	ICRA - AA-	69	823.26	3.41
INE283O07095		Asian Satellite Broadcast Pvt. Ltd (Secured with shares of ZEE Ent BRICKWORKS - A(SO)		15	176.33	0.73
Sub Total					23,026.43	95.45
Total					23,026.43	95.45
MONEY MARKET INSTRUMENTS						
Collateralised Borrowing & Lending Obligation						
Sub Total					239.32	0.99
Total					239.32	0.99
OTHERS						
Net Current Assets						
Sub Total					857.36	3.56
Total					857.36	3.56
Grand Total					24,123.11	100.00

Top Ten Holdings

+ Industry Classification as recommended by AMFI

\$ Sponsor

** Thinly Traded/ Non-Traded Securities

Non Sensex Scrips

@ Less than 0.01%.

Portfolio Classification by Asset Class(%)

Credit Exposure	95.45
Cash, Cash Equivalents and Net Current Assets	4.55
Portfolio Classification by Rating Class(%)	
AAA/AAA(SO)/A1+/A1+(SO) & Equivalent	11.22
AA+	18.23
AA/AA-	52.19
A+ & Below	13.81
Cash, Cash Equivalents and Net Current Assets	4.55

Notes :

1) NAV History

NAVs per unit (Rs.)	February 28, 2019	January 31, 2019
Regular Option - Dividend Plan	11.5204	11.4743
Direct Option - Dividend Plan	11.6084	11.5588
Regular Option - Quarterly Dividend Plan	10.1147	10.0742
Direct Option - Quarterly Dividend Plan	10.1208	10.0776
Regular Option - Growth Plan	11.5204	11.4743
Direct Option - Growth Plan	11.6084	11.5588


2) Total NPAs provided for and its percentage to NAV : Nil

3) Total investments in Foreign Securities / Overseas ETFs / ADRs / GDRs : Nil

4) Repo in Corporate Debt : Nil

5) Total outstanding exposure in Derivative Instruments as on February 28, 2019 : Nil

6) Average Portfolio Maturity (other than equity investments): Nil



HDFC FMP 1127D June 2016 (1) (A CLOSE-ENDED INCOME SCHEME)

Portfolio as on 28-Feb-2019

ISIN	Coupon (%)	Name Of the Instrument	Industry+ /Rating	Quantity	Market/ Fair Value (Rs. in Lacs.)	% to NAV
DEBT INSTRUMENTS						
(a) Listed / awaiting listing on Stock Exchanges						
Non-Convertible debentures / Bonds						
I INE053F09G01	8.6	Indian Railways Finance Corp. Ltd.**	CRISIL - AAA	29	291.02	9.47
I INE020B07IV4	9.02	Rural Electrification Corporation Ltd.**	CRISIL - AAA	29	290.80	9.46
I INE053T07026	8.12	ONGC Mangalore Petrochemicals Ltd**	IND - AAA	29	290.19	9.44
I INE134E07513	9.69	Power Finance Corporation Ltd**	CRISIL - AAA	29	290.01	9.44
I INE752E07J50	9.3	Power Grid Corporation of India Ltd**	CRISIL - AAA	20	251.08	8.17
I INE523E07DP4	8.7125	L&T Finance Limited**	CARE - AAA	10	249.82	8.13
I INE115A07IZ5	8.73	LIC Housing Finance Ltd.**	CRISIL - AAA	24	240.26	7.82
I INE476M07AB4	8.7431	L&T Housing Finance Ltd.**	CARE - AAA	9	224.94	7.32
I INE110L07062	8.1	Reliance Jio Infocomm Limited**	CRISIL - AAA	20	199.96	6.51
I INE556F09593	8.06	Small Industries Development Bank**	CARE - AAA	17	170.12	5.53
INE001A07PH0	8.38	Housing Development Fin. Corp. Ltd.\$**	CRISIL - AAA	1	99.92	3.25
INE957N07203	8.8	Hero Fincorp Ltd.**	ICRA - AA+	3	29.95	0.97
Sub Total					2,628.07	85.51
(b) Privately Placed / Unlisted						
Non-Convertible debentures / Bonds						
INE163N08032	8.75	ONGC Petro additions Ltd. (OPAL) (Put on ONGC Ltd.)**	CRISIL - AAA(SO)	1	100.00	3.25
Sub Total					100.00	3.25
Total					2,728.07	88.76
MONEY MARKET INSTRUMENTS						
Collateralised Borrowing & Lending Obligation						
					70.96	2.31
Sub Total					70.96	2.31
Total					70.96	2.31
OTHERS						
Net Current Assets						
					274.71	8.93
Sub Total					274.71	8.93
Total					274.71	8.93
Grand Total					3,073.74	100.00

I Top Ten Holdings
+ Industry Classification as recommended by AMFI
\$ Sponsor
** Thinly Traded/ Non-Traded Securities
Non Sensex Scrips
@ Less than 0.01%.

Portfolio Classification by Asset Class(%)	
Credit Exposure	88.76
Cash, Cash Equivalents and Net Current Assets	11.24
Portfolio Classification by Rating Class(%)	
AAA/AAA(SO)/A1+/A1+(SO) & Equivalent	87.79
AA+	0.97
Cash, Cash Equivalents and Net Current Assets	11.24

Notes :

1) NAV History

NAVs per unit (Rs.)	February 28, 2019	January 31, 2019
Dividend Option	12.2026	12.1355
Dividend Option - Direct Plan	12.2927	12.2247
Quarterly Dividend Option	10.1455	10.0897
Quarterly Div Option - Direct Plan	10.1464	10.0903
Growth Option	12.2026	12.1355
Growth Option - Direct Plan	12.2927	12.2247

2) Total NPAs provided for and its percentage to NAV : Nil

3) Total investments in Foreign Securities / Overseas ETFs / ADRs / GDRs : Nil

4) Repo in Corporate Debt : Nil

5) Total outstanding exposure in Derivative Instruments as on February 28, 2019 : Nil

6) Average Portfolio Maturity (other than equity investments): Nil

HDFC FMP 1344D October 2018 (1) (A CLOSE-ENDED INCOME SCHEME)

Portfolio as on 28-Feb-2019

ISIN	Coupon (%)	Name Of the Instrument	Industry+ /Rating	Quantity	Market/ Fair Value (Rs. in Lacs.)	% to NAV
DEBT INSTRUMENTS						
(a) Listed / awaiting listing on Stock Exchanges						
Non-Convertible debentures / Bonds						
I INE081A08181		2 Tata Steel Ltd.**	CARE - AA	41	597.05	9.44
I INE759E07897	9.4769	L&T Finance Limited**	IND - AAA	58	585.06	9.25
I INE476M078R8	9.3772	L&T Housing Finance Ltd.**	ICRA - AAA	58	582.97	9.21
I INE038A07266	9.55	Hindalco Industries Ltd**	CRISIL - AA	56	566.60	8.96
I INE694L07123	9.23	Talwandi Sabo Power Ltd (Corporate Guarantee of Vedanta Ltd.)	CRISIL - AA(SO)	58	567.14	8.96
I INE155A08340	7.5	Tata Motors Ltd.**	CARE - AA	60	564.55	8.92
I INE146O07201	10.35	Hinduja Leyland Finance Ltd**	CARE - AA-	44	440.25	6.96
INE205A07147	8.5	Vedanta Ltd.**	CRISIL - AA	30	290.03	4.58
INE756I07CE7	9.3533	HDB Financial Services Ltd.**	CARE - AAA	25	252.82	4.00
Zero Coupon Bonds / Deep Discount Bonds						
I INE220B08068		Kalpataru Power Transmission Ltd.**	CRISIL - AA	58	599.90	9.48
I INE201P07177		G R Infraprojects Limited**	CRISIL - AA-	50	509.14	8.05
Sub Total					5,555.51	87.81
(b) Privately Placed / Unlisted						
Non-Convertible debentures / Bonds						
I INE137K07026		4 HPCL-Mittal Energy Limited**	ICRA - AA+	19	316.23	5.00
Sub Total					316.23	5.00
Total					5,871.74	92.81
MONEY MARKET INSTRUMENTS						
Collateralised Borrowing & Lending Obligation						
Sub Total					126.09	1.99
Total					126.09	1.99
OTHERS						
Net Current Assets						
Sub Total					329.30	5.20
Total					329.30	5.20
Grand Total					6,327.13	100.00

I Top Ten Holdings
+ Industry Classification as recommended by AMFI
\$ Sponsor
** Thinly Traded/ Non-Traded Securities
Non Sensex Scrips
@ Less than 0.01%.

Portfolio Classification by Asset Class(%)	
Credit Exposure	92.81
Cash, Cash Equivalents and Net Current Assets	7.19
Portfolio Classification by Rating Class(%)	
AAA/AAA(SO)/A1+/A1+(SO) & Equivalent	22.46
AA+	5
AA/AA-	65.35
Cash, Cash Equivalents and Net Current Assets	7.19

Notes :

1) NAV History

NAVs per unit (Rs.)	February 28, 2019	January 31, 2019
Dividend Option	10.3148	10.2837
Dividend Option - Direct Plan	10.3257	10.2922
Quarterly Dividend Option	10.1879	10.1572
Quarterly Div Option - Direct Plan	10.1935	10.1604
Growth Option	10.3148	10.2837
Growth Option - Direct Plan	10.3257	10.2922

2) Total NPAs provided for and its percentage to NAV : Nil

3) Total investments in Foreign Securities / Overseas ETFs / ADRs / GDRs : Nil

4) Repo in Corporate Debt : Nil

5) Total outstanding exposure in Derivative Instruments as on February 28, 2019 : Nil

6) Average Portfolio Maturity (other than equity investments): Nil

HDFC FMP 1487D August 2018 (1) (A CLOSE-ENDED INCOME SCHEME)

Portfolio as on 28-Feb-2019

ISIN	Coupon (%)	Name Of the Instrument	Industry+ /Rating	Quantity	Market/ Fair Value (Rs. in Lacs.)	% to NAV
DEBT INSTRUMENTS						
(a) Listed / awaiting listing on Stock Exchanges						
Non-Convertible debentures / Bonds						
I INE137K07034	4	HPCL-Mittal Energy Limited**	ICRA - AA+	343	5,775.64	9.42
I INE081A08181	2	Tata Steel Ltd.**	CARE - AA	390	5,679.22	9.26
I INE155A08340	7.5	Tata Motors Ltd.**	CARE - AA	586	5,513.76	8.99
I INE038A07274	9.6	Hindalco Industries Ltd**	CRISIL - AA	535	5,421.83	8.84
I INE134E081D1	7.1	Power Finance Corporation Ltd**	ICRA - AAA	500	4,781.01	7.79
INE205A07139	8.5	Vedanta Ltd.**	CRISIL - AA	320	3,103.16	5.06
INE020B08AK2	7.03	Rural Electrification Corporation Ltd.**	CRISIL - AAA	100	953.02	1.55
INE002A08476	7	Reliance Industries Ltd.**	ICRA - AAA	25	240.05	0.39
Zero Coupon Bonds / Deep Discount Bonds						
I INE722A07869		Shriram City Union Finance Ltd.**	CARE - AA+	560	5,702.24	9.30
I INE201P07185		G R Infraprojects Limited**	CRISIL - AA-	560	5,698.20	9.29
I INE220B08076		Kalpataru Power Transmission Ltd.**	CRISIL - AA	500	5,144.89	8.39
I INE477L07958		India Infoline Housing Finance Ltd.**	CRISIL - AA	407	4,079.88	6.65
I INE523H07AE7		JM Financial Products Ltd.**	ICRA - AA	360	3,599.10	5.87
INE265I07290		JM Financial Asset Reconstruction C**	ICRA - AA-	350	3,513.93	5.73
INE220B08068		Kalpataru Power Transmission Ltd.**	CRISIL - AA	60	620.58	1.01
Sub Total					59,826.51	97.54
Total					59,826.51	97.54
MONEY MARKET INSTRUMENTS						
Collateralised Borrowing & Lending Obligation						
Sub Total					337.34	0.55
Total					337.34	0.55
OTHERS						
Net Current Assets						
Sub Total					1,173.97	1.91
Total					1,173.97	1.91
Grand Total					61,337.82	100.00

I Top Ten Holdings
+ Industry Classification as recommended by AMFI
\$ Sponsor
** Thinly Traded/ Non-Traded Securities
Non Sensex Scripts
@ Less than 0.01%.

Portfolio Classification by Asset Class(%)	
Credit Exposure	97.54
Cash, Cash Equivalents and Net Current Assets	2.46
Portfolio Classification by Rating Class(%)	
AAA/AAA(SO)/A1+/A1+(SO) & Equivalent	9.73
AA+	18.72
AA/AA-	69.09
Cash, Cash Equivalents and Net Current Assets	2.46

Notes :

1) NAV History

NAVs per unit (Rs.)	February 28, 2019	January 31, 2019
Dividend Option	10.2457	10.2256
Dividend Option - Direct Plan	10.3026	10.2714
Quarterly Div Option - Direct Plan	10.0923	10.0618
Growth Option	10.2457	10.2256
Growth Option - Direct Plan	10.3026	10.2714

2) Total NPAs provided for and its percentage to NAV : Nil

3) Total investments in Foreign Securities / Overseas ETFs / ADRs / GDRs : Nil

4) Repo in Corporate Debt : Nil

5) Total outstanding exposure in Derivative Instruments as on February 28, 2019 : Nil

6) Average Portfolio Maturity (other than equity investments): Nil

HDFC FMP 1148D February 2016 (1) (A CLOSE-ENDED INCOME SCHEME)

Portfolio as on 28-Feb-2019

ISIN	Coupon (%)	Name Of the Instrument	Industry+ /Rating	Quantity	Market/ Fair Value (Rs. in Lacs.)	% to NAV
DEBT INSTRUMENTS						
(a) Listed / awaiting listing on Stock Exchanges						
Non-Convertible debentures / Bonds						
I INE752E07GV0	8.84	Power Grid Corporation of India Ltd.**	CRISIL - AAA	27	337.90	9.10
I INE020B08AL0	6.75	Rural Electrification Corporation Ltd.**	CRISIL - AAA	32	319.92	8.62
I INE001A07QU1	7.28	Housing Development Fin. Corp. Ltd.\$**	CRISIL - AAA	3	299.98	8.08
I INE053F078S0	8.33	Indian Railways Finance Corp. Ltd.**	CRISIL - AAA	29	290.27	7.82
I INE261F08592	7.98	National Bank for Agri & Rural Dev.**	CRISIL - AAA	29	290.12	7.82
I INE556F09577	8.05	Small Industries Development Bank**	CARE - AAA	29	290.26	7.82
I INE115A07FB2	9.7624	LIC Housing Finance Ltd.**	CRISIL - AAA	12	120.05	3.23
INE556F09593	8.06	Small Industries Development Bank**	CARE - AAA	3	30.02	0.81
Zero Coupon Bonds / Deep Discount Bonds						
I INE916DA7KE5		Kotak Mahindra Prime Ltd.**	CRISIL - AAA	28	278.68	7.51
INE115A07JH1		LIC Housing Finance Ltd.**	CRISIL - AAA	5	63.68	1.72
Sub Total					2,320.88	62.53
Total					2,320.88	62.53
MONEY MARKET INSTRUMENTS						
Collateralised Borrowing & Lending Obligation						
					610.86	16.46
Commercial Papers (CP) / Certificate Of Deposit (CD)						
I INE476A16RW0		Canara Bank**	CRISIL - A1+	350	347.45	9.36
I INE092T16IZ7		IDFC First Bank Limited**	ICRA - A1+	340	337.47	9.09
Sub Total					1,295.78	34.91
Total					1,295.78	34.91
OTHERS						
Net Current Assets						
					95.19	2.56
Sub Total					95.19	2.56
Total					95.19	2.56
Grand Total					3,711.85	100.00

I Top Ten Holdings
+ Industry Classification as recommended by AMFI
\$ Sponsor
** Thinly Traded/ Non-Traded Securities
Non Sensex Scrips
@ Less than 0.01%.

Portfolio Classification by Asset Class(%)	
CD	18.45
Credit Exposure	62.53
Cash, Cash Equivalents and Net Current Assets	19.02
Portfolio Classification by Rating Class(%)	
AAA/AAA(SO)/A1+/A1+(SO) & Equivalent	80.98
Cash, Cash Equivalents and Net Current Assets	19.02

Notes :

1) NAV History

NAVs per unit (Rs.)	February 28, 2019	January 31, 2019
Dividend Option	12.5526	12.4910
Dividend Option - Direct Plan	12.6784	12.6157
Quarterly Dividend Option	10.1227	10.0730
Quarterly Div Option - Direct Plan	10.1235	10.0734
Growth Option	12.5526	12.4910
Growth Option - Direct Plan	12.6784	12.6157

2) Total NPAs provided for and its percentage to NAV : Nil

3) Total investments in Foreign Securities / Overseas ETFs / ADRs / GDRs : Nil

4) Repo in Corporate Debt : Nil

5) Total outstanding exposure in Derivative Instruments as on February 28, 2019 : Nil

6) Average Portfolio Maturity (other than equity investments): Nil

HDFC FMP 1120D March 2016 (1) (A CLOSE-ENDED INCOME SCHEME)

Portfolio as on 28-Feb-2019

ISIN	Coupon (%)	Name Of the Instrument	Industry+ /Rating	Quantity	Market/ Fair Value (Rs. in Lacs.)	% to NAV
DEBT INSTRUMENTS						
(a) Listed / awaiting listing on Stock Exchanges						
Non-Convertible debentures / Bonds						
I INE053F07850	8.33	Indian Railways Finance Corp. Ltd.**	CRISIL - AAA	23	230.21	8.96
I INE115A07I25	8.73	LIC Housing Finance Ltd.**	CRISIL - AAA	23	230.25	8.96
I INE556F09577	8.05	Small Industries Development Bank**	CARE - AAA	23	230.21	8.96
I INE915T08024	7.94	Sun Pharma Laboratories Limited**	ICRA - AAA	23	230.17	8.96
I INE134E07513	9.69	Power Finance Corporation Ltd**	CRISIL - AAA	22	220.01	8.56
I INE296A07KF1	8.85	Bajaj Finance Ltd.**	IND - AAA	20	200.17	7.79
I INE001A07QU1	7.28	Housing Development Fin. Corp. Ltd.\$**	CRISIL - AAA	2	199.99	7.79
I INE261F08592	7.98	National Bank for Agri & Rural Dev.**	CRISIL - AAA	7	70.03	2.73
I INE556F09593	8.06	Small Industries Development Bank**	CARE - AAA	5	50.04	1.95
Zero Coupon Bonds / Deep Discount Bonds						
I INE916DA7KN6		Kotak Mahindra Prime Ltd.**	CRISIL - AAA	27	268.73	10.46
Sub Total					1,929.81	75.12
Total					1,929.81	75.12
MONEY MARKET INSTRUMENTS						
Collateralised Borrowing & Lending Obligation						
					309.18	12.04
Commercial Papers (CP) / Certificate Of Deposit (CD)						
I INE476A16RW0		Canara Bank**	CRISIL - A1+	240	238.25	9.27
Sub Total					547.43	21.31
Total					547.43	21.31
OTHERS						
Net Current Assets						
					91.56	3.57
Sub Total					91.56	3.57
Total					91.56	3.57
Grand Total					2,568.80	100.00

I Top Ten Holdings
+ Industry Classification as recommended by AMFI
\$ Sponsor
** Thinly Traded/ Non-Traded Securities
Non Sensex Scrips
@ Less than 0.01%.

Portfolio Classification by Asset Class(%)	
CD	9.27
Credit Exposure	75.12
Cash, Cash Equivalents and Net Current Assets	15.61
Portfolio Classification by Rating Class(%)	
AAA/AAA(SO)/A1+/A1+(SO) & Equivalent	84.39
Cash, Cash Equivalents and Net Current Assets	15.61

Notes :

1) NAV History

NAVs per unit (Rs.)	February 28, 2019	January 31, 2019
Dividend Option	12.4585	12.3945
Dividend Option - Direct Plan	12.5775	12.5123
Growth Option	12.4585	12.3945
Growth Option - Direct Plan	12.5775	12.5123

2) Total NPAs provided for and its percentage to NAV : Nil

3) Total investments in Foreign Securities / Overseas ETFs / ADRs / GDRs : Nil

4) Repo in Corporate Debt : Nil

5) Total outstanding exposure in Derivative Instruments as on February 28, 2019 : Nil

6) Average Portfolio Maturity (other than equity investments): Nil

HDFC FMP 1153D April 2016 (1) (A CLOSE-ENDED INCOME SCHEME)

Portfolio as on 28-Feb-2019

ISIN	Coupon (%)	Name Of the Instrument	Industry+ /Rating	Quantity	Market/ Fair Value (Rs. in Lacs.)	% to NAV
DEBT INSTRUMENTS						
(a) Listed / awaiting listing on Stock Exchanges						
Non-Convertible debentures / Bonds						
I INE931S07090	9.85	Adani Transmission Limited**	IND - AA+	85	850.34	8.83
I INE658R08065	11.25	Aspire Home Finance Corporation Ltd (Subsidiary of Motilal Oswal)	ICRA - A+	75	750.34	7.79
I INE097P07096	11.1	Edisons Infrapower & Multiventures Pvt. Ltd. (Secured with shares)	BRICKWORKS - A(SO)	7	699.40	7.26
I INE069R07109	11.1	Sprit Infrapower & Multiventures Pvt. Ltd. (Secured with shares)	BRICKWORKS - A(SO)	7	699.45	7.26
I INE134E081C5	7.85	Power Finance Corporation Ltd**	CRISIL - AAA	65	649.97	6.75
I INE949L08350	10.05	Au Small Finance Bank Ltd.**	IND - AA-	44	440.59	4.57
I INE053F09G01	8.6	Indian Railways Finance Corp. Ltd.**	CRISIL - AAA	16	160.57	1.67
INE556F09S93	8.06	Small Industries Development Bank**	CARE - AAA	13	130.09	1.35
Zero Coupon Bonds / Deep Discount Bonds						
I INE6470O08032		Aditya Birla Fashion and Retail Ltd**	CRISIL - AA	75	953.06	9.89
I INE896L07389		Indostar Capital Finance Ltd.**	CARE - AA-	7	914.59	9.50
I INE115A07JH1		LIC Housing Finance Ltd.**	CRISIL - AAA	38	483.94	5.02
Sub Total					6,732.34	69.89
Total					6,732.34	69.89
MONEY MARKET INSTRUMENTS						
Collateralised Borrowing & Lending Obligation						
					2,291.81	23.79
Sub Total					2,291.81	23.79
Total					2,291.81	23.79
OTHERS						
Net Current Assets						
					607.69	6.32
Sub Total					607.69	6.32
Total					607.69	6.32
Grand Total					9,631.84	100.00

I Top Ten Holdings
+ Industry Classification as recommended by AMFI
\$ Sponsor
** Thinly Traded/ Non-Traded Securities
Non Sensex Scrips
@ Less than 0.01%.

Portfolio Classification by Asset Class(%)	
Credit Exposure	69.89
Cash, Cash Equivalents and Net Current Assets	30.11
Portfolio Classification by Rating Class(%)	
AAA/AAA(SO)/A1+/A1+(SO) & Equivalent	14.79
AA+	8.83
AA/AA-	23.96
A+ & Below	22.31
Cash, Cash Equivalents and Net Current Assets	30.11

Notes :

1) NAV History

NAVs per unit (Rs.)	February 28, 2019	January 31, 2019
Dividend Option	12.6614	12.5950
Dividend Option - Direct Plan	12.8439	12.7750
Quarterly Dividend Option	10.1342	10.0810
Quarterly Div Option - Direct Plan	10.1366	10.0823
Growth Option	12.6614	12.5950
Growth Option - Direct Plan	12.8439	12.7750

2) Total NPAs provided for and its percentage to NAV : Nil

3) Total investments in Foreign Securities / Overseas ETFs / ADRs / GDRs : Nil

4) Repo in Corporate Debt : Nil

5) Total outstanding exposure in Derivative Instruments as on February 28, 2019 : Nil

6) Average Portfolio Maturity (other than equity investments): Nil

HDFC FMP 1132D February 2016 (1) (A CLOSE-ENDED INCOME SCHEME)

Portfolio as on 28-Feb-2019

ISIN	Coupon (%)	Name Of the Instrument	Industry+ /Rating	Quantity	Market/ Fair Value (RS. in Lacs.)	% to NAV
DEBT INSTRUMENTS						
(a) Listed / awaiting listing on Stock Exchanges						
Non-Convertible debentures / Bonds						
I INE001A07QU1	7.28	Housing Development Fin. Corp. Ltd.5**	CRISIL - AAA	50	4,999.70	8.79
I INE261F08592	7.98	National Bank for Agri & Rural Dev.**	CRISIL - AAA	492	4,922.03	8.66
I INE053F07850	8.33	Indian Railways Finance Corp. Ltd.**	CRISIL - AAA	445	4,454.11	7.83
I INE556F09577	8.05	Small Industries Development Bank**	CARE - AAA	445	4,454.06	7.83
I INE115A07I25	8.73	LIC Housing Finance Ltd.**	CRISIL - AAA	440	4,404.74	7.75
I INE915T08024	7.94	Sun Pharma Laboratories Limited**	ICRA - AAA	440	4,403.20	7.74
I INE134E07513	9.69	Power Finance Corporation Ltd**	CRISIL - AAA	343	3,430.12	6.03
INE020B08A10	6.75	Rural Electrification Corporation Ltd.**	CRISIL - AAA	111	1,109.73	1.95
INE556F09593	8.06	Small Industries Development Bank**	CARE - AAA	42	420.30	0.74
Zero Coupon Bonds / Deep Discount Bonds						
I INE756I07860		HDB Financial Services Ltd.**	CRISIL - AAA	450	5,790.68	10.18
I INE916DA7KE5		Kotak Mahindra Prime Ltd.**	CRISIL - AAA	580	5,772.62	10.15
Sub Total					44,161.29	77.65
Total					44,161.29	77.65
MONEY MARKET INSTRUMENTS						
Collateralised Borrowing & Lending Obligation						
		Collateralised Borrowing & Lending Obligation			2,119.65	3.73
Commercial Papers (CP) / Certificate Of Deposit (CD)						
I INE476A16RU4		Canara Bank**	CRISIL - A1+	5,300	5,265.71	9.26
INE705A16RQ4		Vijaya Bank**	CRISIL - A1+	3,000	2,981.44	5.24
INE092T16I27		IDFC First Bank Limited**	ICRA - A1+	790	784.13	1.38
INE476A16RW0		Canara Bank**	CRISIL - A1+	130	129.05	0.23
Sub Total					11,279.98	19.84
Total					11,279.98	19.84
OTHERS						
Net Current Assets						
		Net Current Assets			1,421.10	2.51
Sub Total					1,421.10	2.51
Total					1,421.10	2.51
Grand Total					56,862.37	100.00

I Top Ten Holdings
+ Industry Classification as recommended by AMFI
\$ Sponsor
** Thinly Traded/ Non-Traded Securities
Non Sensex Scrips
@ Less than 0.01%.

Portfolio Classification by Asset Class(%)	
CD	16.11
Credit Exposure	77.65
Cash, Cash Equivalents and Net Current Assets	6.24
Portfolio Classification by Rating Class(%)	
AAA/AAA(SO)/A1+/A1+(SO) & Equivalent	93.76
Cash, Cash Equivalents and Net Current Assets	6.24

Notes :

1) NAV History

NAVs per unit (Rs.)	February 28, 2019	January 31, 2019
Dividend Option	12.5064	12.4411
Dividend Option - Direct Plan	12.6189	12.5526
Quarterly Dividend Option	10.1311	10.0783
Growth Option	12.5694	12.5038
Growth Option - Direct Plan	12.6899	12.6232

2) Total NPAs provided for and its percentage to NAV : Nil

3) Total investments in Foreign Securities / Overseas ETFs / ADRs / GDRs : Nil

4) Repo in Corporate Debt : Nil

5) Total outstanding exposure in Derivative Instruments as on February 28, 2019 : Nil

6) Average Portfolio Maturity (other than equity investments): Nil

HDFC FMP 1148D February 2016 (2) (A CLOSE-ENDED INCOME SCHEME)

Portfolio as on 28-Feb-2019

ISIN	Coupon (%)	Name Of the Instrument	Industry+ /Rating	Quantity	Market/ Fair Value (Rs. in Lacs.)	% to NAV
DEBT INSTRUMENTS						
(a) Listed / awaiting listing on Stock Exchanges						
Non-Convertible debentures / Bonds						
I INE931507074	9.85	Adani Transmission Limited**	IND - AA+	348	3,483.03	8.57
I INE069R07109	11.1	Sprit Infrapower & Multiventures Pvt. Ltd. (Secured with shares (BRICKWORKS - A(SO)		26	2,597.94	6.39
I INE535H07803	8.85	Fullerton India Credit Company Ltd.**	CARE - AAA	145	1,449.88	3.57
INE134E081C5	7.85	Power Finance Corporation Ltd**	CRISIL - AAA	130	1,299.94	3.20
INE140A07302	9.264	Piramal Enterprises Limited**	ICRA - AA	120	1,199.78	2.95
INE764L07041		9 Sadbhav Infrastructure Project Ltd. (Corporate Guarantee of Sad	CARE - A(SO)	20	232.64	0.57
INE001A07QES	7.65	Housing Development Fin. Corp. Ltd.5**	CRISIL - AAA	1	100.01	0.25
Zero Coupon Bonds / Deep Discount Bonds						
I INE658R08040		Aspire Home Finance Corporation Ltd (Subsidiary of Motilal Osw	CRISIL - A+	300	4,120.92	10.14
I INE482G07040		Tata Sky Ltd. (Subsidiary of Tata Sons)**	CRISIL - AA	309	4,071.23	10.02
I INE097P07062		Edisons Infrapower & Multiventures Pvt. Ltd. (Secured with shan	BRICKWORKS - A(SO)	29	3,950.99	9.72
I INE647O08032		Aditya Birla Fashion and Retail Ltd**	CRISIL - AA	300	3,812.24	9.38
I INE148I07HM9		Indiabulls Housing Finance Ltd.**	BRICKWORKS - AAA	121	1,410.38	3.47
I INE657N07571		Edelweiss Commodities Services Ltd**	ICRA - A1+	270	1,405.84	3.46
INE097P07047		Edisons Infrapower & Multiventures Pvt. Ltd. (Secured with shan	BRICKWORKS - A(SO)	4	546.95	1.35
Sub Total					29,681.77	73.04
Total					29,681.77	73.04
MONEY MARKET INSTRUMENTS						
Collateralised Borrowing & Lending Obligation						
		Collateralised Borrowing & Lending Obligation			6,105.93	15.02
Commercial Papers (CP) / Certificate Of Deposit (CD)						
I INE092T16HY2		IDFC First Bank Limited**	CRISIL - A1+	3,500	3,496.91	8.60
Sub Total					9,602.84	23.62
Total					9,602.84	23.62
OTHERS						
Net Current Assets						
		Net Current Assets			1,358.75	3.34
Sub Total					1,358.75	3.34
Total					1,358.75	3.34
Grand Total					40,643.36	100.00

I Top Ten Holdings
+ Industry Classification as recommended by AMFI
\$ Sponsor
** Thinly Traded/ Non-Traded Securities
Non Sensex Scripts
@ Less than 0.01%.

Portfolio Classification by Asset Class(%)	
CD	8.6
Credit Exposure	73.04
Cash, Cash Equivalents and Net Current Assets	18.36
Portfolio Classification by Rating Class(%)	
AAA/AAA(SO)/A1+/A1+(SO) & Equivalent	22.55
AA+	8.57
AA/AA-	22.35
A+ & Below	28.17
Cash, Cash Equivalents and Net Current Assets	18.36

Notes :

1) NAV History

NAVs per unit (Rs.)	February 28, 2019	January 31, 2019
Dividend Option	13.1401	13.0608
Quarterly Dividend Option	10.1526	10.0914
Quarterly Div Option - Direct Plan	10.1580	10.0945
Growth Option	13.1401	13.0608
Growth Option - Direct Plan	13.3912	13.3074

2) Total NPAs provided for and its percentage to NAV : Nil

3) Total investments in Foreign Securities / Overseas ETFs / ADRs / GDRs : Nil

4) Repo in Corporate Debt : Nil

5) Total outstanding exposure in Derivative Instruments as on February 28, 2019 : Nil

6) Average Portfolio Maturity (other than equity investments): Nil

HDFC FMP 1168D February 2016 (1) (A CLOSE-ENDED INCOME SCHEME)

Portfolio as on 28-Feb-2019

ISIN	Coupon (%)	Name Of the Instrument	Industry+ /Rating	Quantity	Market/ Fair Value (Ks. in Lacs.)	% to NAV
DEBT INSTRUMENTS						
(a) Listed / awaiting listing on Stock Exchanges						
Non-Convertible debentures / Bonds						
I INE931507074	9.85	Adani Transmission Limited**	IND - AA+	285	2,852.48	8.45
I INE140A07302	9.264	Piramal Enterprises Limited**	ICRA - AA	250	2,499.54	7.40
I INE146O07201	10.35	Hinduja Leyland Finance Ltd**	CARE - AA-	224	2,241.26	6.64
I INE556F09593	8.06	Small Industries Development Bank**	CARE - AAA	70	700.49	2.08
INE134E081C5	7.85	Power Finance Corporation Ltd**	CRISIL - AAA	40	399.98	1.18
INE001A07QES	7.65	Housing Development Fin. Corp. Ltd.\$**	CRISIL - AAA	2	200.03	0.59
Zero Coupon Bonds / Deep Discount Bonds						
I INE097P07047		Edisons Infrapower & Multiventures Pvt. Ltd. (Secured with shan	BRICKWORKS - A(SO)	25	3,418.46	10.13
I INE069R07083		Sprint Infrapower & Multiventures Pvt. Ltd. (Secured with shares (BRICKWORKS - A(SO)	24	3,293.39	9.76
I INE321N07145		KKR India Financial Services Pvt Ltd.**	CRISIL - AA+	24	3,245.27	9.61
I INE482G07040		Tata Sky Ltd. (Subsidiary of Tata Sons)**	CRISIL - AA	230	3,030.36	8.98
I INE647O08032		Aditya Birla Fashion and Retail Ltd**	CRISIL - AA	226	2,871.89	8.51
INE148I07HMG		Indiabulls Housing Finance Ltd.**	BRICKWORKS - AAA	2	23.31	0.07
Sub Total					24,776.46	73.40
Total					24,776.46	73.40
MONEY MARKET INSTRUMENTS						
Collateralised Borrowing & Lending Obligation						
		Collateralised Borrowing & Lending Obligation			4,054.76	12.01
Commercial Papers (CP) / Certificate Of Deposit (CD)						
I INE092T161Z7		IDFC First Bank Limited**	ICRA - A1+	2,500	2,481.42	7.35
INE092T16HY2		IDFC First Bank Limited**	CRISIL - A1+	700	699.38	2.07
Sub Total					7,235.56	21.43
Total					7,235.56	21.43
OTHERS						
Net Current Assets						
		Net Current Assets			1,746.04	5.17
Sub Total					1,746.04	5.17
Total					1,746.04	5.17
Grand Total					33,758.06	100.00

I Top Ten Holdings
+ Industry Classification as recommended by AMFI
\$ Sponsor
** Thinly Traded/ Non-Traded Securities
Non Sensex Scrips
@ Less than 0.01%.

Portfolio Classification by Asset Class(%)	
CD	9.42
Credit Exposure	73.4
Cash, Cash Equivalents and Net Current Assets	17.18
Portfolio Classification by Rating Class(%)	
AAA/AAA(SO)/A1+/A1+(SO) & Equivalent	13.34
AA+	18.06
AA/AA-	31.53
A+ & Below	19.89
Cash, Cash Equivalents and Net Current Assets	17.18

Notes :

1) NAV History

NAVs per unit (Rs.)	February 28, 2019	January 31, 2019
Dividend Option - Direct Plan	13.3247	13.2424
Quarterly Dividend Option	10.1455	10.0830
Growth Option	13.3027	13.2210
Growth Option - Direct Plan	13.3247	13.2424

2) Total NPAs provided for and its percentage to NAV : Nil

3) Total investments in Foreign Securities / Overseas ETFs / ADRs / GDRs : Nil

4) Repo in Corporate Debt : Nil

5) Total outstanding exposure in Derivative Instruments as on February 28, 2019 : Nil

6) Average Portfolio Maturity (other than equity investments): Nil

HDFC FMP 1213D MARCH 2017 (1) (A CLOSE-ENDED INCOME SCHEME)

Portfolio as on 28-Feb-2019

ISIN	Coupon (%)	Name Of the Instrument	Industry+ /Rating	Quantity	Market/ Fair Value (Rs. in Lacs.)	% to NAV
DEBT INSTRUMENTS						
(a) Listed / awaiting listing on Stock Exchanges						
Non-Convertible debentures / Bonds						
I INE115A07G03	8.47	LIC Housing Finance Ltd.**	CARE - AAA	350	3,500.27	8.34
I INE055A07088	8.29	Century Textiles & Industries Ltd.**	CRISIL - AA	344	3,413.00	8.13
I INE205A07048	8.7	Vedanta Ltd.**	CRISIL - AA	340	3,341.20	7.96
I INE769A07050	11.75	Aarti Industries Ltd.**	CRISIL - AA-	322	3,257.56	7.76
I INE146007151	10.55	Hinduja Leyland Finance Ltd**	CARE - AA-	310	3,108.95	7.40
INE115A07KD8	7.9	LIC Housing Finance Ltd.**	CARE - AAA	45	448.21	1.07
INE261F08451	8.22	National Bank for Agri & Rural Dev.**	CRISIL - AAA	37	370.92	0.88
INE134E081Y9	7.42	Power Finance Corporation Ltd**	CARE - AAA	33	325.74	0.78
INE148I07FF7	9	Indiabulls Housing Finance Ltd.**	CARE - AAA	25	250.67	0.60
INE001A07QP1	7.6	Housing Development Fin. Corp. Ltd.\$**	CRISIL - AAA	2	197.59	0.47
INE134E08GX5	8.36	Power Finance Corporation Ltd**	CRISIL - AAA	10	100.09	0.24
INE752E07JT8	9.3	Power Grid Corporation of India Ltd**	CRISIL - AAA	4	50.78	0.12
Zero Coupon Bonds / Deep Discount Bonds						
I INE010A07208		Prism Johnson Ltd.**	IND - A-	347	4,175.96	9.95
I INE909H08261		TMF Holdings Ltd. (Subsidiary of Tata Motors Ltd.)**	CRISIL - AA	340	3,991.62	9.51
I INE901T07067		Arm Infra & Utilities Pvt. Ltd. (Secured with shares of ZEE Enterta BRICKWORKS - A(SO)	CRISIL - AA	294	3,449.65	8.22
I INE371K08102		Tata Realty and Infrastructure Ltd.**	CRISIL - AA	293	3,450.31	8.22
I INE764L07140		Sadbhav Infrastructure Project Ltd. (Corporate Guarantee of Sad	CARE - A(SO)	250	3,049.03	7.26
INE265J07084		JM Financial Asset Reconstruction C**	ICRA - AA-	216	2,577.16	6.14
INE283O07095		Asian Satellite Broadcast Pvt. Ltd (Secured with shares of ZEE Ent BRICKWORKS - A(SO)	CARE - A(SO)	36	423.18	1.01
INE148I07HA4		Indiabulls Housing Finance Ltd.**	CARE - AAA	30	346.77	0.83
INE756I07AW3		HDB Financial Services Ltd.**	CARE - AAA	10	115.75	0.28
Sub Total					39,944.41	95.17
Total					39,944.41	95.17
MONEY MARKET INSTRUMENTS						
Collateralised Borrowing & Lending Obligation						
Sub Total		Collateralised Borrowing & Lending Obligation			666.78	1.59
Total					666.78	1.59
OTHERS						
Net Current Assets						
Sub Total		Net Current Assets			1,374.47	3.24
Total					1,374.47	3.24
Grand Total					41,985.66	100.00

I Top Ten Holdings
+ Industry Classification as recommended by AMFI
\$ Sponsor
** Thinly Traded/ Non-Traded Securities
Non Sensex Scripts
@ Less than 0.01%.

Portfolio Classification by Asset Class(%)	
Credit Exposure	95.17
Cash, Cash Equivalents and Net Current Assets	4.83
Portfolio Classification by Rating Class(%)	
AAA/AAA(SO)/A1+/A1+(SO) & Equivalent	13.61
AA/AA-	55.12
A+ & Below	26.44
Cash, Cash Equivalents and Net Current Assets	4.83

Notes :

1) NAV History

NAVs per unit (Rs.)	February 28, 2019	January 31, 2019
Regular Option - Dividend Plan	11.3804	11.3504
Direct Option - Dividend Plan	11.5433	11.5063
Regular Option - Quarterly Dividend Plan	10.0845	10.0580
Direct Option - Quarterly Dividend Plan	10.0979	10.0655
Regular Option - Growth Plan	11.3804	11.3504
Direct Option - Growth Plan	11.5433	11.5063

2) Total NPAs provided for and its percentage to NAV : Nil

3) Total investments in Foreign Securities / Overseas ETFs / ADRs / GDRs : Nil

4) Repo in Corporate Debt : Nil

5) Total outstanding exposure in Derivative Instruments as on February 28, 2019 : Nil

6) Average Portfolio Maturity (other than equity investments): Nil

HDFC FMP 1309D September 2016 (1) (A CLOSE-ENDED INCOME SCHEME)

Portfolio as on 28-Feb-2019

ISIN	Coupon (%)	Name Of the Instrument	Industry+ /Rating	Quantity	Market/ Fair Value (Rs. in Lacs.)	% to NAV
DEBT INSTRUMENTS						
(a) Listed / awaiting listing on Stock Exchanges						
Non-Convertible debentures / Bonds						
INE205A07048	8.7	Vedanta Ltd.**	CRISIL - AA	823	8,087.66	8.19
INE931507116	9.85	Adani Transmission Limited**	IND - AA+	600	6,006.74	6.08
INE764L07108	2.6	Sadbhav Infrastructure Project Ltd. (Corporate Guarantee of Sad	CARE - A(SO)	360	4,300.51	4.35
INES82L07096	8.5	TATA Housing Development Co Ltd**	ICRA - AA	377	3,709.50	3.75
INE226H07064	9	Sadbhav Engineering Ltd.**	CARE - A	300	3,526.16	3.57
INE216P07100	10.3	Aavas Financiers Ltd. (Formerly known as Au Housing Finance Ltr	ICRA - A+	200	1,999.78	2.02
INE055A07088	8.29	Century Textiles & Industries Ltd.**	CRISIL - AA	155	1,537.83	1.56
INE347G08035	9.05	PETRONET LNG LIMITED**	CRISIL - AAA	104	1,043.72	1.06
INE949L08384	10.05	Au Small Finance Bank Ltd.**	IND - AA-	100	1,000.18	1.01
INE721A08901	11	Shriram Transport Finance Co. Ltd.**	CARE - AA+	69	691.63	0.70
INE752E07K58	8.85	Power Grid Corporation of India Ltd**	CRISIL - AAA	31	389.48	0.39
INE115A07G03	8.47	LIC Housing Finance Ltd.**	CARE - AAA	30	300.02	0.30
INE020B07F00	8.65	Rural Electrification Corporation Ltd.**	CRISIL - AAA	30	300.89	0.30
INE306N07R80	8.882	Tata Capital Financial Services Ltd**	ICRA - AAA	30	300.00	0.30
INE134E08C03	8.7	Power Finance Corporation Ltd**	CRISIL - AAA	23	230.69	0.23
INE121A07L52	8.99	Cholamandalam Investment & Finance**	ICRA - AA+	20	200.04	0.20
INE115A07K08	7.9	LIC Housing Finance Ltd.**	CARE - AAA	20	199.20	0.20
INE115A07GN5	8.73	LIC Housing Finance Ltd.**	CRISIL - AAA	20	200.41	0.20
INE134E08CU0	8.95	Power Finance Corporation Ltd**	CRISIL - AAA	16	160.90	0.16
INE020B08823	8.87	Rural Electrification Corporation Ltd.	CRISIL - AAA	15	150.83	0.15
Zero Coupon Bonds / Deep Discount Bonds						
INE389H07037		KEC International Ltd.**	ICRA - AA-	957	11,824.00	11.97
INE47L07677		India Infoline Housing Finance Ltd.**	ICRA - AA	934	11,479.71	11.62
INE647008057		Aditya Birla Fashion and Retail Ltd**	CRISIL - AA	812	9,687.79	9.81
INE283O07095		Asian Satellite Broadcast Pvt. Ltd (Secured with shares of ZEE Ent	BRICKWORKS - A(SO)	780	9,169.00	9.28
INE866I07882		India Infoline Finance Ltd.**	ICRA - AA	652	7,950.72	8.05
INE909H08246		TMF Holdings Ltd. (Subsidiary of Tata Motors Ltd.)**	CRISIL - AA	500	5,938.98	6.01
INE756I07AW3		HDB Financial Services Ltd.**	CARE - AAA	5	57.88	0.06
Sub Total					90,444.25	91.52
Total					90,444.25	91.52
MONEY MARKET INSTRUMENTS						
Collateralised Borrowing & Lending Obligation						
Collateralised Borrowing & Lending Obligation					4,619.94	4.68
Sub Total					4,619.94	4.68
Total					4,619.94	4.68
OTHERS						
Net Current Assets						
Net Current Assets					3,736.41	3.80
Sub Total					3,736.41	3.80
Total					3,736.41	3.80
Grand Total					98,800.60	100.00

Top Ten Holdings
+ Industry Classification as recommended by AMFI
\$ Sponsor
** Thinly Traded/ Non-Traded Securities
Non Sensex Scrips
@ Less than 0.01%.

Portfolio Classification by Asset Class(%)	
Credit Exposure	91.52
Cash, Cash Equivalents and Net Current Assets	8.48
Portfolio Classification by Rating Class(%)	
AAA/AAA(SO)/A1+/A1+(SO) & Equivalent	3.35
AA+	6.98
AA/AA-	61.97
A+ & Below	19.22
Cash, Cash Equivalents and Net Current Assets	8.48

Notes :

1) NAV History

NAVs per unit (Rs.)	February 28, 2019	January 31, 2019
Dividend Option	12.0173	11.9848
Dividend Option - Direct Plan	12.1853	12.1481
Quarterly Dividend Option	10.0885	10.0612
Quarterly Dividend Option - Direct Plan	10.0965	10.0657
Growth Option	12.0173	11.9848
Growth Option - Direct Plan	12.1853	12.1481

2) Total NPAs provided for and its percentage to NAV : Nil

3) Total investments in Foreign Securities / Overseas ETFs / ADRs / GDRs : Nil

4) Repo in Corporate Debt : Nil

5) Total outstanding exposure in Derivative Instruments as on February 28, 2019 : Nil

6) Average Portfolio Maturity (other than equity investments): Nil

HDFC FMP 1161D February 2016 (1) (A CLOSE-ENDED INCOME SCHEME)

Portfolio as on 28-Feb-2019

ISIN	Coupon (%)	Name Of the Instrument	Industry+ /Rating	Quantity	Market/ Fair Value (Rs. in Lacs.)	% to NAV
DEBT INSTRUMENTS						
(a) Listed / awaiting listing on Stock Exchanges						
Non-Convertible debentures / Bonds						
I INE774D07ON7	8.75	M&M Financial Services Ltd.**	CARE - AAA	680	6,808.70	8.08
I INE001A07QE5	7.65	Housing Development Fin. Corp. Ltd.\$**	CRISIL - AAA	55	5,500.80	6.52
I INE764L07041	9	Sadbhav Infrastructure Project Ltd. (Corporate Guarantee of Sad	CARE - A(SO)	460	5,350.67	6.35
I INE201P07102	10.5	G R Infraprojects Limited**	CARE - AA-	500	5,012.89	5.95
I INE140A07302	9.264	Piramal Enterprises Limited**	ICRA - AA	370	3,699.32	4.39
I INE764L07090	2.6	Sadbhav Infrastructure Project Ltd. (Corporate Guarantee of Sad	CARE - A(SO)	300	3,605.75	4.28
INE110L07054	8.1	Reliance Jio Infocomm Limited**	CRISIL - AAA	300	2,999.95	3.56
INE001A07QU1	7.28	Housing Development Fin. Corp. Ltd.\$**	CRISIL - AAA	27	2,699.84	3.20
INE296A07KF1	8.85	Bajaj Finance Ltd.**	IND - AAA	185	1,851.57	2.20
INE931S07025	9.25	Adani Transmission Limited**	IND - AA+	150	1,500.06	1.78
INE069R07109	11.1	Sprit Infrapower & Multiventures Pvt. Ltd. (Secured with shares	BRICKWORKS - A(SO)	7	699.45	0.83
INE949L08350	10.05	Au Small Finance Bank Ltd.**	IND - AA-	65	650.87	0.77
INE134E08IC5	7.85	Power Finance Corporation Ltd**	CRISIL - AAA	45	449.98	0.53
Zero Coupon Bonds / Deep Discount Bonds						
I INE658R08040		Aspire Home Finance Corporation Ltd (Subsidiary of Motilal Osw	CRISIL - A+	600	8,241.84	9.77
I INE097P07047		Edisons Infrapower & Multiventures Pvt. Ltd. (Secured with shan	BRICKWORKS - A(SO)	60	8,204.30	9.73
I INE482G07040		Tata Sky Ltd. (Subsidiary of Tata Sons)**	CRISIL - AA	522	6,877.61	8.16
I INE069R07091		Sprit Infrapower & Multiventures Pvt. Ltd. (Secured with shares	BRICKWORKS - A(SO)	50	6,861.96	8.14
INE148I07HM9		Indiabulls Housing Finance Ltd.**	BRICKWORKS - AAA	245	2,855.73	3.39
INE647O08032		Aditya Birla Fashion and Retail Ltd**	CRISIL - AA	93	1,181.80	1.40
INE896L07389		Indostar Capital Finance Ltd.**	CARE - AA-	9	1,175.91	1.39
INE097P07062		Edisons Infrapower & Multiventures Pvt. Ltd. (Secured with shan	BRICKWORKS - A(SO)	4	544.96	0.65
INE657N07571		Edelweiss Commodities Services Ltd**	ICRA - A1+	40	208.27	0.25
INE321N07145		KKR India Financial Services Pvt Ltd.**	CRISIL - AA+	1	135.22	0.16
Sub Total					77,117.45	91.48
Total					77,117.45	91.48
MONEY MARKET INSTRUMENTS						
Collateralised Borrowing & Lending Obligation						
		Collateralised Borrowing & Lending Obligation			614.74	0.73
Commercial Papers (CP) / Certificate Of Deposit (CD)						
INE092T16HY2		IDFC First Bank Limited**	CRISIL - A1+	3,500	3,496.91	4.15
Sub Total					4,111.65	4.88
Total					4,111.65	4.88
OTHERS						
Net Current Assets						
		Net Current Assets			3,088.03	3.64
Sub Total					3,088.03	3.64
Total					3,088.03	3.64
Grand Total					84,317.13	100.00

Top Ten Holdings

+ Industry Classification as recommended by AMFI

\$ Sponsor

** Thinly Traded/ Non-Traded Securities

Non Sensex Scrips

@ Less than 0.01%.

Portfolio Classification by Asset Class(%)	
CD	4.15
Credit Exposure	91.48
Cash, Cash Equivalents and Net Current Assets	4.37
Portfolio Classification by Rating Class(%)	
AAA/AAA(SO)/A1+/A1+(SO) & Equivalent	31.88
AA+	1.94
AA/AA-	22.06
A+ & Below	39.75
Cash, Cash Equivalents and Net Current Assets	4.37

Notes :

1) NAV History

NAVs per unit (Rs.)	February 28, 2019	January 31, 2019
Dividend Option	13.2004	13.1243
Dividend Option - Direct Plan	13.4543	13.3701
Quarterly Dividend Option	10.2614	10.2022
Quarterly Div Option - Direct Plan	10.2730	10.2088
Growth Option	13.2004	13.1243
Growth Option - Direct Plan	13.4543	13.3701

2) Total NPAs provided for and its percentage to NAV : Nil

3) Total investments in Foreign Securities / Overseas ETFs / ADRs / GDRs : Nil

4) Repo in Corporate Debt : Nil

5) Total outstanding exposure in Derivative Instruments as on February 28, 2019 : Nil

6) Average Portfolio Maturity (other than equity investments): Nil

HDFC FMP 1188D March 2017 (1) (A CLOSE-ENDED INCOME SCHEME)

Portfolio as on 28-Feb-2019

ISIN	Coupon (%)	Name Of the Instrument	Industry+ /Rating	Quantity	Market/ Fair Value (Rs. in Lacs.)	% to NAV
DEBT INSTRUMENTS						
(a) Listed / awaiting listing on Stock Exchanges						
Non-Convertible debentures / Bonds						
I INE055A07088	8.29	Century Textiles & Industries Ltd.**	CRISIL - AA	400	3,968.60	8.04
I INE205A07048	8.7	Vedanta Ltd.**	CRISIL - AA	395	3,881.68	7.86
I INE115A071N5	7.78	LIC Housing Finance Ltd.**	CRISIL - AAA	250	2,475.35	5.01
INE146O07193	10.55	Hinduja Leyland Finance Ltd**	CARE - AA-	170	1,706.27	3.46
INE851M07093	8.65	Volkswagen Finance Private Limited**	IND - AAA	156	1,545.72	3.13
INE769A07050	11.75	Aarti Industries Ltd.**	CRISIL - AA-	78	789.10	1.60
INE115A07KD8	7.9	LIC Housing Finance Ltd.**	CARE - AAA	40	398.41	0.81
INE001A07QP1	7.6	Housing Development Fin. Corp. Ltd.\$**	CRISIL - AAA	4	395.19	0.80
INE134E08CO3	8.7	Power Finance Corporation Ltd**	CRISIL - AAA	21	210.63	0.43
INE261F08451	8.22	National Bank for Agri & Rural Dev.**	CRISIL - AAA	14	140.35	0.28
INE134E08IY9	7.42	Power Finance Corporation Ltd**	CARE - AAA	13	128.32	0.26
Zero Coupon Bonds / Deep Discount Bonds						
I INE909H08261		TMF Holdings Ltd. (Subsidiary of Tata Motors Ltd.)**	CRISIL - AA	435	5,106.93	10.34
I INE148I07HG1		Indiabulls Housing Finance Ltd.**	BRICKWORKS - AAA	430	4,949.97	10.03
I INE371K081O2		Tata Realty and Infrastructure Ltd.**	CRISIL - AA	390	4,592.57	9.30
I INE010A07208		Prism Johnson Ltd.**	IND - A-	374	4,500.90	9.12
I INE901T07067		Arm Infra & Utilities Pvt. Ltd. (Secured with shares of ZEE Enterta	BRICKWORKS - A(SO)	281	3,297.12	6.68
I INE764L07132		Sadbhav Infrastructure Project Ltd. (Corporate Guarantee of Sad	CARE - A(SO)	250	3,049.03	6.18
I INE265J07092		JM Financial Asset Reconstruction C**	ICRA - AA-	218	2,603.30	5.27
INE413O07148		Primat Infrapower & Multiventures Pvt. Ltd. (Secured with share	BRICKWORKS - A+(SO)	200	2,234.56	4.53
INE283O07095		Asian Satellite Broadcast Pvt. Ltd (Secured with shares of ZEE Ent	BRICKWORKS - A(SO)	100	1,175.51	2.38
INE389H07037		KEC International Ltd.**	ICRA - AA-	15	185.33	0.38
Sub Total					47,334.84	95.89
Total					47,334.84	95.89
MONEY MARKET INSTRUMENTS						
Collateralised Borrowing & Lending Obligation						
Sub Total		Collateralised Borrowing & Lending Obligation			642.66	1.30
Total					642.66	1.30
OTHERS						
Net Current Assets						
Sub Total		Net Current Assets			1,397.31	2.81
Total					1,397.31	2.81
Grand Total					49,374.81	100.00

I Top Ten Holdings
+ Industry Classification as recommended by AMFI
\$ Sponsor
** Thinly Traded/ Non-Traded Securities
Non Sensex Scripts
@ Less than 0.01%.

Portfolio Classification by Asset Class(%)	
Credit Exposure	95.89
Cash, Cash Equivalents and Net Current Assets	4.11
Portfolio Classification by Rating Class(%)	
AAA/AAA(SO)/A1+/A1+(SO) & Equivalent	20.75
AA/AA-	46.25
A+ & Below	28.89
Cash, Cash Equivalents and Net Current Assets	4.11

Notes :

1) NAV History

NAVs per unit (Rs.)	February 28, 2019	January 31, 2019
Regular Option - Dividend Plan	11.3941	11.3704
Direct Option - Dividend Plan	11.4915	11.4636
Regular Option - Quarterly Dividend Plan	10.0703	10.0494
Direct Option - Quarterly Dividend Plan	10.0783	10.0539
Regular Option - Growth Plan	11.3941	11.3704
Direct Option - Growth Plan	11.4915	11.4636

2) Total NPAs provided for and its percentage to NAV : Nil

3) Total investments in Foreign Securities / Overseas ETFs / ADRs / GDRs : Nil

4) Repo in Corporate Debt : Nil

5) Total outstanding exposure in Derivative Instruments as on February 28, 2019 : Nil

6) Average Portfolio Maturity (other than equity investments): Nil

HDFC FMP 1302D September 2016 (1) (A CLOSE-ENDED INCOME SCHEME)

Portfolio as on 28-Feb-2019

ISIN	Coupon (%)	Name Of the Instrument	Industry+ /Rating	Quantity	Market/ Fair Value (Rs. in Lacs.)	% to NAV
DEBT INSTRUMENTS						
(a) Listed / awaiting listing on Stock Exchanges						
Non-Convertible debentures / Bonds						
I INE582L07096	8.5	TATA Housing Development Co Ltd**	ICRA - AA	538	5,293.66	7.98
I INE205A07048	8.7	Vedanta Ltd.**	CRISIL - AA	537	5,277.13	7.95
I INE931507116	9.85	Adani Transmission Limited**	IND - AA+	400	4,004.50	6.04
I INE226H07064	9	Sadbhav Engineering Ltd.**	CARE - A	180	2,115.70	3.19
INE764L07108	2.6	Sadbhav Infrastructure Project Ltd. (Corporate Guarantee of Sad	CARE - A(SO)	140	1,672.42	2.52
INE216P07100	10.3	Aavas Financiers Ltd. (Formerly known as Au Housing Finance L	ICRA - A+	150	1,499.84	2.26
INE055A07088	8.29	Century Textiles & Industries Ltd.**	CRISIL - AA	140	1,389.01	2.09
INE949L08384	10.05	Au Small Finance Bank Ltd.**	IND - AA-	50	500.09	0.75
INE115A07KG1	7.97	LIC Housing Finance Ltd.**	CRISIL - AAA	33	328.77	0.50
INE134E08GQ9	8.65	Power Finance Corporation Ltd**	CRISIL - AAA	31	310.58	0.47
INE115A07GNS	8.73	LIC Housing Finance Ltd.**	CRISIL - AAA	30	300.62	0.45
INE115A07GO3	8.47	LIC Housing Finance Ltd.**	CARE - AAA	20	200.02	0.30
INE261F08485	8.2	National Bank for Agri & Rural Dev.**	CRISIL - AAA	20	200.30	0.30
INE756I07944	8.658	HDB Financial Services Ltd.**	CRISIL - AAA	12	119.91	0.18
INE001A07M29	9.4	Housing Development Fin. Corp. Ltd.\$**	CRISIL - AAA	11	110.43	0.17
INE134E08CU0	8.95	Power Finance Corporation Ltd**	CRISIL - AAA	6	60.34	0.09
Zero Coupon Bonds / Deep Discount Bonds						
I INE477L07677		India Infoline Housing Finance Ltd.**	ICRA - AA	640	7,866.18	11.86
I INE647008057		Aditya Birla Fashion and Retail Ltd**	CRISIL - AA	551	6,573.85	9.91
I INE389H07037		KEC International Ltd.**	ICRA - AA-	505	6,239.42	9.40
I INE283O07095		Asian Satellite Broadcast Pvt. Ltd (Secured with shares of ZEE Ent	BRICKWORKS - A(SO)	525	6,171.44	9.30
I INE651J07424		JM Financial Credit Solutions Ltd**	ICRA - AA	500	5,827.18	8.78
I INE866I07882		India Infoline Finance Ltd.**	ICRA - AA	441	5,377.71	8.11
INE265J07092		JM Financial Asset Reconstruction C**	ICRA - AA-	10	119.42	0.18
Sub Total					61,558.62	92.78
Total					61,558.62	92.78
MONEY MARKET INSTRUMENTS						
Collateralised Borrowing & Lending Obligation						
		Collateralised Borrowing & Lending Obligation			1,739.68	2.62
Sub Total					1,739.68	2.62
Total					1,739.68	2.62
OTHERS						
Net Current Assets						
		Net Current Assets			3,044.97	4.60
Sub Total					3,044.97	4.60
Total					3,044.97	4.60
Grand Total					66,343.17	100.00

I Top Ten Holdings
+ Industry Classification as recommended by AMFI
\$ Sponsor
** Thinly Traded/ Non-Traded Securities
Non Sensex Scrips
@ Less than 0.01%.

Portfolio Classification by Asset Class(%)	
Credit Exposure	92.78
Cash, Cash Equivalents and Net Current Assets	7.22
Portfolio Classification by Rating Class(%)	
AAA/AAA(SO)/A1+/A1+(SO) & Equivalent	2.46
AA+	6.04
AA/AA-	67.01
A+ & Below	17.27
Cash, Cash Equivalents and Net Current Assets	7.22

Notes :

1) NAV History

NAVs per unit (Rs.)	February 28, 2019	January 31, 2019
Dividend Option	11.9920	11.9612
Dividend Option - Direct Plan	12.1381	12.1023
Quarterly Dividend Option	10.0861	10.0602
Quarterly Dividend Option - Direct Plan	10.0949	10.0652
Growth Option	11.9920	11.9612
Growth Option - Direct Plan	12.1381	12.1023

2) Total NPAs provided for and its percentage to NAV : Nil

3) Total investments in Foreign Securities / Overseas ETFs / ADRs / GDRs : Nil

4) Repo in Corporate Debt : Nil

5) Total outstanding exposure in Derivative Instruments as on February 28, 2019 : Nil

6) Average Portfolio Maturity (other than equity investments): Nil

SHDC FMP 1127D May 2016 (1) (A CLOSE-ENDED INCOME SCHEME)

Portfolio as on 28-Feb-2019

ISIN	Coupon (%)	Name Of the Instrument	Industry+ /Rating	Quantity	Market/ Fair Value (Ks. in Lacs.)	% to NAV
DEBT INSTRUMENTS						
(a) Listed / awaiting listing on Stock Exchanges						
Non-Convertible debentures / Bonds						
I INE146007102	10.55	Hinduja Leyland Finance Ltd**	CARE - AA-	95	952.75	7.88
I INE949L08350	10.05	Au Small Finance Bank Ltd.**	IND - AA-	95	951.27	7.87
I INE931S07074	9.85	Adani Transmission Limited**	IND - AA+	95	950.83	7.86
I INE134E081C5	7.85	Power Finance Corporation Ltd**	CRISIL - AAA	78	779.96	6.45
I INE110L07062	8.1	Reliance Jio Infocomm Limited**	CRISIL - AAA	30	299.94	2.48
I INE115A07125	8.73	LIC Housing Finance Ltd.**	CRISIL - AAA	29	290.31	2.40
I INE556F09593	8.06	Small Industries Development Bank**	CARE - AAA	19	190.13	1.57
INE020B071V4	9.02	Rural Electrification Corporation Ltd.**	CRISIL - AAA	16	160.44	1.33
INE931S07090	9.85	Adani Transmission Limited**	IND - AA+	10	100.04	0.83
Zero Coupon Bonds / Deep Discount Bonds						
I INE069R07083		Sprit Infrapower & Multiventures Pvt. Ltd. (Secured with shares (BRICKWORKS - A(SO)		10	1,372.25	11.35
I INE647008032		Aditya Birla Fashion and Retail Ltd**	CRISIL - AA	85	1,080.14	8.93
I INE115A071H1		LIC Housing Finance Ltd.**	CRISIL - AAA	45	573.08	4.74
INE097P07047		Edisons Infrapower & Multiventures Pvt. Ltd. (Secured with shan BRICKWORKS - A(SO)		1	136.74	1.13
Sub Total					7,837.88	64.82
Total					7,837.88	64.82
MONEY MARKET INSTRUMENTS						
Collateralised Borrowing & Lending Obligation						
		Collateralised Borrowing & Lending Obligation			3,907.84	32.31
Sub Total					3,907.84	32.31
Total					3,907.84	32.31
OTHERS						
Net Current Assets						
		Net Current Assets			349.23	2.87
Sub Total					349.23	2.87
Total					349.23	2.87
Grand Total					12,094.95	100.00

I Top Ten Holdings
+ Industry Classification as recommended by AMFI
\$ Sponsor
** Thinly Traded/ Non-Traded Securities
Non Sense Scrips
@ Less than 0.01%.

Portfolio Classification by Asset Class(%)	
Credit Exposure	64.82
Cash, Cash Equivalents and Net Current Assets	35.18
Portfolio Classification by Rating Class(%)	
AAA/AAA(SO)/A1+/A1+(SO) & Equivalent	18.97
AA+	8.69
AA/AA-	24.68
A+ & Below	12.48
Cash, Cash Equivalents and Net Current Assets	35.18

Notes :

1) NAV History

NAVs per unit (Rs.)	February 28, 2019	January 31, 2019
Dividend Option	12.5746	12.5118
Dividend Option - Direct Plan	12.7534	12.6883
Quarterly Dividend Option	10.1271	10.0766
Growth Option	12.5746	12.5118
Growth Option - Direct Plan	12.7534	12.6883

2) Total NPAs provided for and its percentage to NAV : Nil

3) Total investments in Foreign Securities / Overseas ETFs / ADRs / GDRs : Nil


4) Repo in Corporate Debt : Nil

5) Total outstanding exposure in Derivative Instruments as on February 28, 2019 : Nil

6) Average Portfolio Maturity (other than equity investments): Nil



ISIN	Coupon (%)	Name Of the Instrument	Industry+ /Rating	Quantity	Market/ Fair Value (RS. in Lacs.)	% to NAV
DEBT INSTRUMENTS						
(a) Listed / awaiting listing on Stock Exchanges						
Non-Convertible debentures / Bonds						
I INE069R07109						11.1



ISIN	Coupon (%)	Name Of the Instrument	Industry+ /Rating	Quantity	Market/ Fair Value (Rs. in Lacs.)	% to NAV
DEBT INSTRUMENTS						
(a) Listed / awaiting listing on Stock Exchanges						
Non-Convertible debentures / Bonds						
I INE069R07109	11.1	Sprit Infrapower & Multiventures Pvt. Ltd. (Secured with shares (BRICKWORKS - A(SO)		27	2,697.86	7.64
I INE140A07302	9.264	Piramal Enterprises Limited**	ICRA - AA	260	2,599.52	7.36
I INE001A070U1	7.28	Housing Development Fin. Corp. Ltd.\$**	CRISIL - AAA	21	2,099.87	5.95
I INE764L07090	2.6	Sadbhav Infrastructure Project Ltd. (Corporate Guarantee of Sad	CARE - A(SO)	160	1,923.07	5.45
I INE931S07025	9.25	Adani Transmission Limited**	IND - AA+	150	1,500.06	4.25
INE001A07QE5	7.65	Housing Development Fin. Corp. Ltd.\$**	CRISIL - AAA	11	1,100.16	3.12
INE296A07KF1	8.85	Bajaj Finance Ltd.**	IND - AAA	70	700.60	1.98
INE949L08350	10.05	Au Small Finance Bank Ltd.**	IND - AA-	65	650.87	1.84
INE556F09593	8.06	Small Industries Development Bank**	CARE - AAA	35	350.25	0.99
INE134E08IC5	7.85	Power Finance Corporation Ltd**	CRISIL - AAA	25	249.99	0.71
INE146O07201	10.35	Hinduja Leyland Finance Ltd**	CARE - AA-	10	100.06	0.28
Zero Coupon Bonds / Deep Discount Bonds						
I INE482G07040		Tata Sky Ltd. (Subsidiary of Tata Sons)**	CRISIL - AA	320	4,216.16	11.94
I INE657N07571		Edelweiss Commodities Services Ltd**	ICRA - A1+	670	3,488.57	9.88
I INE148I07HM9		Indiabulls Housing Finance Ltd.**	BRICKWORKS - AAA	285	3,321.97	9.41
I INE097P07062		Edisons Infrapower & Multiventures Pvt. Ltd. (Secured with shan BRICKWORKS - A(SO)		24	3,269.79	9.26
INE658R08040		Aspire Home Finance Corporation Ltd (Subsidiary of Motilal Osw	CRISIL - A+	100	1,373.64	3.89
Sub Total					29,642.44	83.95
Total					29,642.44	83.95
MONEY MARKET INSTRUMENTS						
Collateralised Borrowing & Lending Obligation						

HDFC NIFTY 50 Exchange Traded Fund (An Open Ended Exchange Traded Fund)

Portfolio as on 28-Feb-2019

ISIN	Coupon (%)	Name Of the Instrument	Industry+ / Rating	Quantity	Market/ Fair Value (Rs. in Lacs.)	% to NAV
EQUITY & EQUITY RELATED						
(a) Listed / awaiting listing on Stock Exchanges						
Equity						
INE040A01026		HDFC Bank Ltd.	Banks	1,33,218	2,767.67	10.32
INE002A01018		Reliance Industries Ltd.	Petroleum Products	2,12,333	2,613.93	9.75
INE001A01036		Housing Development Fin. Corp. Ltd.\$	Finance	1,02,218	1,882.04	7.02
INE009A01021		Infosys Limited	Software	2,35,749	1,731.10	6.46
INE154A01025		ITC Ltd.	Consumer Non Durables	5,31,702	1,467.76	5.48
INE090A01021		ICICI Bank Ltd.	Banks	3,99,474	1,398.76	5.22
INE467B01029		Tata Consultancy Services Ltd.	Software	65,172	1,292.65	4.82
INE237A01028		Kotak Mahindra Bank Limited	Banks	82,839	1,004.92	3.75
INE018A01030		Larsen and Toubro Ltd.	Construction Project	76,560	989.88	3.69
INE238A01034		Axis Bank Ltd.	Banks	1,10,011	780.58	2.91
INE030A01027		Hindustan Unilever Ltd.	Consumer Non Durables	44,307	767.69	2.86
INE062A01020		State Bank of India	Banks	2,32,509	625.57	2.33
INE585B01010		Maruti Suzuki India Limited	Auto	8,248	563.31	2.10
INE095A01012		Indusind Bank Ltd.	Banks	31,741	467.81	1.75
INE021A01026		Asian Paints Limited	Consumer Non Durables	27,987	393.27	1.47
INE296A01024		Bajaj Finance Ltd.	Finance	14,706	389.56	1.45
INE101A01026		Mahindra & Mahindra Ltd.	Auto	57,860	373.72	1.39
INE860A01027		HCL Technologies Ltd.	Software	34,576	364.40	1.36
INE669C01036		Tech Mahindra Ltd.	Software	38,949	323.34	1.21
INE044A01036		Sun Pharmaceutical Industries Ltd.	Pharmaceuticals	68,470	304.79	1.14
INE733E01010		NTPC Limited	Power	2,09,704	296.21	1.10
INE213A01029		Oil & Natural Gas Corporation Ltd.	Oil	1,91,058	284.01	1.06
INE280A01028		Titan Company Ltd.	Consumer Durables	25,876	265.28	0.99
INE528G01027		YES BANK LIMITED	Banks	1,14,729	265.20	0.99
INE397D01024		Bharti Airtel Ltd.	Telecom - Services	81,828	260.25	0.97
INE752E01011		Power Grid Corporation of India Ltd	Power	1,42,789	261.09	0.97
INE075A01022		Wipro Ltd.	Software	70,150	258.78	0.97
INE481G01011		UltraTech Cement Limited	Cement	6,476	247.80	0.92
INE917I01010		Bajaj Auto Limited	Auto	8,434	244.64	0.91
INE918I01018		Bajaj Finserv Ltd	Finance	3,745	242.02	0.90
INE522F01014		COAL INDIA LTD	Minerals/Mining	1,03,963	237.35	0.89
INE081A01012		Tata Steel Ltd.	Ferrous Metals	46,815	234.29	0.87
INE242A01010		Indian Oil Corporation Ltd.	Petroleum Products	1,50,625	217.80	0.81
INE158A01026		Hero MotoCorp Ltd.	Auto	8,043	211.38	0.79
INE155A01022		Tata Motors Ltd.	Auto	1,12,838	200.23	0.75
INE089A01023		Dr Reddys Laboratories Ltd.	Pharmaceuticals	7,534	198.27	0.74
INE628A01036		UPL Ltd.	Pesticides	22,747	199.63	0.74
INE205A01025		Vedanta Ltd.	Non - Ferrous Metals	1,15,291	195.30	0.73
INE129A01019		GAIL (India) Ltd.	Gas	55,960	191.38	0.71
INE047A01021		Grasim Industries Ltd.	Cement	24,475	190.18	0.71
INE038A01020		Hindalco Industries Ltd	Non - Ferrous Metals	90,529	177.21	0.66
INE019A01038		JSW Steel Ltd	Ferrous Metals	62,968	177.00	0.66
INE059A01026		Cipla Ltd.	Pharmaceuticals	31,481	174.58	0.65
INE029A01011		Bharat Petroleum Corporation Ltd.	Petroleum Products	49,781	168.04	0.63
INE066A01013		Eicher Motors Ltd.	Auto	854	169.68	0.63
INE256A01028		Zee Entertainment Enterprises Ltd	Media & Entertainment	34,558	161.28	0.60
INE742F01042		Adani Ports & Special Economic Zone	Transportation	48,821	159.08	0.59
INE121J01017		Bharti Infratel Ltd.	Telecom - Equipment & Accessories	52,789	155.01	0.58
INE148I01020		Indiabulls Housing Finance Ltd.	Finance	20,653	135.33	0.50
INE094A01015		Hindustan Petroleum Corp. Ltd.	Petroleum Products	46,306	103.42	0.39
Sub Total					26,784.47	99.89
Total					26,784.47	99.89
MONEY MARKET INSTRUMENTS						
Collateralised Borrowing & Lending Obligation						
Collateralised Borrowing & Lending Obligation					1.42	0.01
Sub Total					1.42	0.01
Total					1.42	0.01
OTHERS						
Net Current Assets						
Net Current Assets					21.87	0.10
Sub Total					21.87	0.10
Total					21.87	0.10
Grand Total					26,807.76	100.00

* Top Ten Holdings
 + Industry Classification as recommended by AMFI
 \$ Sponsor
 ** Thinly Traded/ Non-Traded Securities
 # Non Sensex Scripts
 *** Includes investments made by the schemes of HDFC Mutual Fund aggregating to Rs. 14450.33 Lacs
 @ Less than 0.01%.

Portfolio Classification by Asset Class(%)	
Banks	27.27
Software	14.82
Petroleum Products	11.58
Finance	9.87
Consumer Non Durables	9.81
Auto	6.57
Construction Project	3.69
Pharmaceuticals	2.53
Power	2.07
Cement	1.63
Ferrous Metals	1.53
Non - Ferrous Metals	1.39
Oil	1.06
Consumer Durables	0.99
Telecom - Services	0.97
Minerals/Mining	0.89
Pesticides	0.74
Gas	0.71

Media & Entertainment	0.60
Transportation	0.59
Telecom - Equipment & Accessories	0.58
Cash, Cash Equivalents and Net Current Assets	0.11

BofG.

1) NAV History

NAV per unit (Rs.)	February 28, 2019	January 31, 2019
;	%	%

- 2) Total NPAs provided for and its percentage to NAV : Nil
- 3) Total investments in Foreign Securities / Overseas ETFs / ADRs / GDRs : Nil
- 4) Repo in Corporate Debt : Nil
- 5) Total outstanding exposure in Derivative Instruments as on February 28, 2019 : Nil
- 6) Average Portfolio Maturity (other than equity investments): Nil

ISIN	Coupon (%)	Name Of the Instrument	Industry+ /Rating	Quantity	Market/ Fair Value (Rs. in Lacs.)	% to NAV
EQUITY & EQUITY RELATED						
(a) Listed / awaiting listing on Stock Exchanges						
Equity						
INE040A01026		HDFC Bank Ltd.	Banks	44,242	921.18	12.27
INE002A01018		Reliance Industries Ltd.	Petroleum Products	66,570	819.84	10.92
INE001A01036		Housing Development Fin. Corp. Ltd.\$	Finance	35,404	652.05	8.68
INE009A01021		Infosys Limited	Software	78,328	574.89	7.66
INE154A01025		ITC Ltd.	Consumer Non Durables	1,75,670	485.11	6.46
INE090A01021		ICICI Bank Ltd.	Banks	1,32,209	461.14	6.14
INE467B01029		Tata Consultancy Services Ltd.	Software	21,655	429.69	5.72
INE018A01030		Larsen and Toubro Ltd.	Construction Project	25,113	325.09	4.33
INE237A01028		Kotak Mahindra Bank Limited	Banks	24,325	294.93	3.93
INE238A01034		Axis Bank Ltd.	Banks	36,462	258.64	3.44
INE030A01027		Hindustan Unilever Ltd.	Consumer Non Durables	14,721	254.87	3.39
INE062A01020		State Bank of India	Banks	77,256	208.40	2.78
INE585B01010		Maruti Suzuki India Limited	Auto	2,739	187.14	2.49
INE095A01012		Indusind Bank Ltd.	Banks	10,365	152.67	2.03
INE021A01026		Asian Paints Limited	Consumer Non Durables	9,291	130.54	1.74
INE296A01024		Bajaj Finance Ltd.	Finance	4,871	128.95	1.72
INE101A01026		Mahindra & Mahindra Ltd.	Auto	19,201	124.14	1.65
INE860A01027		HCL Technologies Ltd.	Software	11,476	120.87	1.61
INE044A01036		Sun Pharmaceutical Industries Ltd.	Pharmaceuticals	22,252	99.11	1.32
INE733E01010		NTPC Limited	Power	64,579	91.41	1.22
INE528G01027		YES BANK LIMITED	Banks	38,121	88.14	1.17
INE397D01024		Bharti Airtel Ltd.	Telecom - Services	27,188	86.44	1.15
INE213A01029		Oil & Natural Gas Corporation Ltd.	Oil	58,190	86.59	1.15
INE752E01010		Power Grid Corporation of India Ltd	Power	47,444	86.61	1.15
INE917I01010		Bajaj Auto Limited	Auto	2,803	81.19	1.08
INE081A01012		Tata Steel Ltd.	Ferrous Metals	15,789	79.15	1.05
INE158A01026		Hero MotoCorp Ltd.	Auto	2,675	70.48	0.94
INE155A01022		Tata Motors Ltd.	Auto	37,491	66.68	0.89
INE522F01014		COAL INDIA LTD	Minerals/Mining	28,146	64.27	0.86
INE205A01025		Vedanta Ltd.	Non - Ferrous Metals	38,307	64.89	0.86
IN9155A01020		Tata Motors Limited DVR	Auto	10,480	9.18	0.12
Sub Total					7,504.28	99.92
Total					7,504.28	99.92
MONEY MARKET INSTRUMENTS						
Collateralised Borrowing & Lending Obligation						
		Collateralised Borrowing & Lending Obligation			1.15	0.02
Sub Total					1.15	0.02
Total					1.15	0.02
OTHERS						
Net Current Assets						
		Net Current Assets			2.89	0.06
Sub Total					2.89	0.06
Total					2.89	0.06
Grand Total					7,508.32	100.00

*** Includes investments made by the schemes of HDFC Mutual Fund aggregating to Rs. 2861.53 Lacs

Portfolio Classification by Asset Class(%)	
Banks	31.76
Software	14.99
Consumer Non Durables	11.59
Petroleum Products	10.92
Finance	10.40
Auto	7.17
Construction Project	4.33
Power	2.37
Pharmaceuticals	1.32
Oil	1.15
Telecom - Services	1.15
Ferrous Metals	1.05
Minerals/Mining	0.86
Non - Ferrous Metals	0.86
Cash, Cash Equivalents and Net Current Assets	0.08

BdMg.



1) NAV History

NAVs per unit (Rs.)	February 28, 2019	January 31, 2019

2) Total NPAs provided for and its percentage to NA



ISIN	Coupon (%)	Name Of the Instrument	Industry+ /Rating	Quantity	Market/ Fair Value (Rs. in Lacs.)	% to NAV
EQUITY & EQUITY RELATED						
(a) Listed / awaiting listing on Stock Exchanges						
Equity						
INE009A01021		Infosys Limited	Software	12,54,692	9,213.20	8.24
INE090A01021		ICICI Bank Ltd.	Banks	23,50,000	8,228.53	7.36
INE154A01025		ITC Ltd.	Consumer Non Durables	26,50,300	7,316.15	6.54
INE062A01020		State Bank of India	Banks	23,00,000	6,188.15	5.53
INE002A01018		Reliance Industries Ltd.	Petroleum Products	4,90,000	6,032.15	5.39
INE040A01026		HDFC Bank Ltd.	Banks	2,84,131	5,902.96	5.28
INE238A01034		Axis Bank Ltd.	Banks	7,99,000	5,669.30	5.07



HDFC HOF - I - 1140D NOVEMBER 2017 (1) (A CLOSE-ENDED EQUITY SCHEME)

Portfolio as on 28-Feb-2019

ISIN	Coupon (%)	Name Of the Instrument	Industry+ /Rating	Quantity	Market/ Fair Value (Rs. in Lacs.)	% to NAV
EQUITY & EQUITY RELATED						
(a) Listed / awaiting listing on Stock Exchanges						
Equity						
INE018A01030		Larsen and Toubro Ltd.	Construction Project	15,48,975	20,027.47	6.79
INE001A01036		Housing Development Fin. Corp. Ltd.\$	Finance	9,94,098	18,303.33	6.20
INE090A01021		ICICI Bank Ltd.	Banks	52,07,500	18,234.06	6.18
INE733E01010		NTPC Limited	Power	1,14,84,300	16,221.57	5.50
INE062A01020		State Bank of India	Banks	57,86,867	15,569.57	5.28
INE079A01024		Ambuja Cements Ltd.	Cement	61,81,709	13,108.31	4.44
INE081A01012		Tata Steel Ltd.	Ferrous Metals	25,68,754	12,855.33	4.36
INE238A01034		Axis Bank Ltd.	Banks	17,18,201	12,191.50	4.13
INE040A01026		HDFC Bank Ltd.	Banks	5,29,900	11,008.94	3.73
INE415A01038		HSIL Ltd.	Consumer Durables	42,81,260	9,555.77	3.24
INE752E01010		Power Grid Corporation of India Ltd	Power	45,89,000	8,390.99	2.84
INE115A01026		LIC Housing Finance Ltd.	Finance	13,99,000	6,652.25	2.26
INE010A01011		Prism Johnson Ltd.	Cement	84,69,000	6,597.35	2.24
INE055A01016		Century Textiles & Industries Ltd.	Cement	8,00,000	6,416.40	2.18
INE205A01025		Vedanta Ltd.	Non - Ferrous Metals	34,59,043	5,859.62	1.99
INE320J01015		RITES Limited	Construction Project	23,70,211	5,580.66	1.89
INE095N01031		NBCC (INDIA) Ltd.	Construction	94,61,000	5,000.14	1.69
INE347G01014		PETRONET LNG LIMITED	Gas	21,15,000	4,729.14	1.60
INE811A01020		Kirloskar Pneumatic Ltd.	Industrial Products	25,60,000	4,631.04	1.57
INE029A01011		Bharat Petroleum Corporation Ltd.	Petroleum Products	12,78,891	4,316.90	1.46
INE229C01013		Sagar Cements Ltd.	Cement	7,40,000	4,217.63	1.43
INE878A01011		GE Power India Limited	Industrial Capital Goods	5,09,596	4,104.54	1.39
INE021A01026		Asian Paints Limited	Consumer Non Durables	2,69,100	3,781.39	1.28
INE442H01029		ASHOKA BUILDCON LIMITED	Construction Project	30,01,013	3,556.20	1.21
INE732C01016		NCL Industries Ltd.	Cement	27,00,000	3,329.10	1.13
INE876N01018		Orient Cement Ltd.	Cement	40,18,661	2,805.03	0.95
INE171Z01018		Bharat Dynamics Limited	Aerospace & Defence	8,95,621	2,722.69	0.92
INE890A01024		JMC Projects (India) Ltd.	Construction	28,57,140	2,727.14	0.92
INE805C01028		KCP Limited	Cement	27,67,543	2,326.12	0.79
INE637C01025		Pokarna Ltd.	Construction	13,08,000	2,112.42	0.72
INE495S01016		HPL Electric and Power Ltd.	Consumer Durables	38,77,376	1,956.14	0.66
INE686A01026		ITD Cementation India Ltd.	Construction	17,28,000	1,828.22	0.62
INE524L01026		Kridhan Infra Ltd.	Construction Project	40,40,404	1,375.76	0.47
INE811K01011		Prestige Estates Projects Ltd.	Construction	5,75,900	1,185.78	0.40
INE937C01029		Nila Infrastructures Limited	Construction	71,94,171	453.23	0.15
INE005901012		Nila Spaces Limited	Construction	53,71,654	123.55	0.04
IN9081A01010		Tata Steel Ltd.	Ferrous Metals	1,17,739	52.45	0.02
Sub Total					2,43,907.73	82.67
Total					2,43,907.73	82.67
DEBT INSTRUMENTS						
(a) Listed / awaiting listing on Stock Exchanges						
Non-Convertible debentures / Bonds						
INE001A07Q06	7.55	Housing Development Fin. Corp. Ltd.\$	CRISIL - AAA	100	9,983.73	3.38
INE001A07Q08	11.5	Housing Development Fin. Corp. Ltd.\$**	CRISIL - AAA	50	5,163.67	1.75
INE115A07L01	7.65	LIC Housing Finance Ltd.**	CRISIL - AAA	500	4,929.85	1.67
INE115A07K05	7.54	LIC Housing Finance Ltd.**	CARE - AAA	500	4,920.62	1.67
INE115A07J03	8.6	LIC Housing Finance Ltd.**	CRISIL - AAA	392	3,921.78	1.33
INE001A07QR7	11.73	Housing Development Fin. Corp. Ltd.\$	CRISIL - AAA	25	2,602.36	0.88
INE001A07RE3	7.9	Housing Development Fin. Corp. Ltd.\$**	CRISIL - AAA	25	2,500.78	0.85
INE001A07QP1	7.6	Housing Development Fin. Corp. Ltd.\$**	CRISIL - AAA	25	2,469.93	0.84
INE115A07I09	8.5	LIC Housing Finance Ltd.**	CRISIL - AAA	250	2,489.43	0.84
INE115A07KV0	7.2	LIC Housing Finance Ltd.**	CARE - AAA	250	2,464.80	0.84
INE115A07IP6	8.5	LIC Housing Finance Ltd.**	CRISIL - AAA	250	2,489.43	0.84
Sub Total					43,936.38	14.89
Total					43,936.38	14.89
MONEY MARKET INSTRUMENTS						
Collateralised Borrowing & Lending Obligation						
Sub Total					5,376.81	1.82
Total					5,376.81	1.82
OTHERS						
Net Current Assets						
Sub Total					1,777.80	0.62
Total					1,777.80	0.62
Grand Total					2,94,998.72	100.00

* Top Ten Holdings
+ Industry Classification as recommended by AMFI
\$ Sponsor
** Thinly Traded/ Non-Traded Securities
Non Sensex Scripts
@ Less than 0.01%.

Portfolio Classification by Asset Class(%)	
Banks	19.32
Cement	13.16
Construction Project	10.36
Finance	8.46
Power	8.34
Construction	4.54
Ferrous Metals	4.38
Consumer Durables	3.90
Non - Ferrous Metals	1.99
Gas	1.60
Industrial Products	1.57
Petroleum Products	1.46
Industrial Capital Goods	1.39
Consumer Non Durables	1.28
Aerospace & Defence	0.92
Credit Exposure	14.89

Cash, Cash Equivalents and Net Current Assets

2.44

BoMg.

1) NAV History

NAVs per unit (Rs.)	February 28, 2019	January 31, 2019
₹ 100.00	100.00	100.00

- 2) Total NPAs provided for and its percentage to NAV : Nil
- 3) Total investments in Foreign Securities / Overseas ETFs / ADRs / GDRs : Nil
- 4) Repo in Corporate Debt : Nil
- 5) Total outstanding exposure in Derivative Instruments as on February 28, 2019 : Nil
- 6) Portfolio Turnover Ratio : Nil
- 7) Total value and percentage of Illiquid Equity Shares : Nil

ISIN	Coupon (%)	Name Of the Instrument	Industry+ / Rating	Quantity	Market/ Fair Value (Rs. in Lacs.)	% to NAV
EQUITY & EQUITY RELATED						
(a) Listed / awaiting listing on Stock Exchanges						
Equity						
INE090A01021		ICICI Bank Ltd.	Banks	17,50,000	6,127.63	8.95
INE009A01021		Infosys Limited	Software	6,67,390	4,900.64	7.16
INE002A01018		Reliance Industries Ltd.	Petroleum Products	3,50,000	4,308.68	6.29
INE154A01025		ITC Ltd.	Consumer Non Durables	14,00,000	3,864.70	5.64
INE001A01036		Housing Development Fin. Corp. Ltd.\$	Finance	2,00,000	3,682.40	5.38
INE040A01026		HDFC Bank Ltd.	Banks	1,70,000	3,531.84	5.16
INE062A01020		State Bank of India	Banks	13,00,000	3,497.65	5.11
INE752E01010		Power Grid Corporation of India Ltd	Power	19,00,000	3,474.15	5.07
INE018A01030		Larsen and Toubro Ltd.	Construction Project	2,46,000	3,180.66	4.64
INE733E01010		NTPC Limited	Power	18,51,000	2,614.54	3.82
INE029A01011		Bharat Petroleum Corporation Ltd.	Petroleum Products	7,25,000	2,447.24	3.57
INE079A01024		Ambuja Cements Ltd.	Cement	11,29,000	2,394.04	3.50
INE238A01034		Axis Bank Ltd.	Banks	3,19,000	2,263.46	3.31
INE129A01019		GAIL (India) Ltd.	Gas	6,50,657	2,225.25	3.25
INE213A01029		Oil & Natural Gas Corporation Ltd.	Oil	13,97,258	2,077.02	3.03
INE621L01012		Texmaco Rail & Engineering Ltd.	Industrial Capital Goods	33,22,600	1,962.00	2.86
INE205A01025		Vedanta Ltd.	Non - Ferrous Metals	11,00,000	1,863.40	2.72
INE059A01026		Cipla Ltd.	Pharmaceuticals	2,64,908	1,469.05	2.15
INE101A01026		Mahindra & Mahindra Ltd.	Auto	2,25,000	1,453.28	2.12
INE081A01012		Tata Steel Ltd.	Ferrous Metals	2,90,000	1,451.31	2.12
INE134E01011		Power Finance Corporation Ltd	Finance	12,51,000	1,403.00	2.05
INE397D01024		Bharti Airtel Ltd.	Telecom - Services	3,96,559	1,261.26	1.84
INE522F01014		COAL INDIA LTD	Minerals/Mining	5,31,000	1,212.27	1.77
INE517F01014		Gujarat Pipavav Port Ltd.	Transportation	13,84,000	1,121.04	1.64
INE256A01028		Zee Entertainment Enterprises Ltd	Media & Entertainment	2,40,000	1,120.08	1.64
INE406A01037		Aurobindo Pharma Ltd.	Pharmaceuticals	1,50,000	1,068.08	1.56
INE876N01018		Orient Cement Ltd.	Cement	11,39,200	795.16	1.16
IN9081A01010		Tata Steel Ltd.	Ferrous Metals	20,000	8.91	0.01
Sub Total					66,778.74	97.52
Total					66,778.74	97.52
MONEY MARKET INSTRUMENTS						
Collateralised Borrowing & Lending Obligation						
Sub Total					1,171.31	1.71
Total					1,171.31	1.71
OTHERS						
OPTIONS						
Sub Total					6,84,900	0.65
Net Current Assets					441.76	0.65
Sub Total					91.12	0.12
Total					532.88	0.77
Grand Total					68,482.93	100.00

Portfolio Classification by Asset Class(%)	
Banks	22.53
Petroleum Products	9.86
Power	8.89
Finance	7.43
Software	7.16
Consumer Non Durables	5.64
Cement	4.66
Construction Project	4.64
Pharmaceuticals	3.71
Gas	3.25
Oil	3.03
Industrial Capital Goods	2.86
Non - Ferrous Metals	2.72
Ferrous Metals	2.13
Auto	2.12
Telecom - Services	1.84
Minerals/Mining	1.77
Media & Entertainment	1.64
Transportation	1.64
Cash, Cash Equivalents and Net Current Assets	2.48

1) NAV History

NAV per unit (Rs.)	February 28, 2019	January 31, 2019
--------------------	-------------------	------------------

2) Total NPAs provided for and its percentage to NAV : Nil

3) Total investments in Foreign Securities / Overseas ETFs / ADRs / GDRs : Nil

4) Repo in Corporate Debt : Nil

5) Total outstanding exposure in Derivative Instruments as on February 28, 2019 : 67805.1 Lacs

6) Portfolio Turnover Ratio : Nil

7) Total value and percentage of Illiquid Equity Shares : Nil

HDFC Dual Advantage Fund - II - 1111D April 2016 (A Closed ended Debt scheme)

Portfolio as on 28-Feb-2019

ISIN	Coupon (%)	Name Of the Instrument	Industry+ / Rating	Quantity	Market/ Fair Value (Rs. in Lacs.)	% to NAV
EQUITY & EQUITY RELATED						
(a) Listed / awaiting listing on Stock Exchanges						
Equity						
INE040A01026		HDFC Bank Ltd.	Banks	12,000	249.31	1.53
INE002A01018		Reliance Industries Ltd.	Petroleum Products	15,000	184.66	1.13
INE090A01021		ICICI Bank Ltd.	Banks	40,590	142.13	0.87
INE009A01021		Infosys Limited	Software	16,400	120.43	0.74
INE154A01025		ITC Ltd.	Consumer Non Durables	42,250	116.63	0.71
INE467B01029		Tata Consultancy Services Ltd.	Software	4,506	89.37	0.55
INE018A01030		Larsen and Toubro Ltd.	Construction Project	6,750	87.27	0.53
INE237A01028		Kotak Mahindra Bank Limited	Banks	6,500	78.85	0.48
INE062A01020		State Bank of India	Banks	19,700	53.00	0.32
INE095A01012		Indusind Bank Ltd.	Banks	3,000	44.22	0.27
INE585B01010		Maruti Suzuki India Limited	Auto	575	39.27	0.24
INE669C01036		Tech Mahindra Ltd.	Software	3,900	32.38	0.20
INE021A01026		Asian Paints Limited	Consumer Non Durables	2,250	31.62	0.19
INE044A01036		Sun Pharmaceutical Industries Ltd.	Pharmaceuticals	6,800	30.27	0.19
INE101A01026		Mahindra & Mahindra Ltd.	Auto	4,600	29.71	0.18
INE397D01024		Bharti Airtel Ltd.	Telecom - Services	8,600	27.35	0.17
INE854D01024		United Spirits Limited	Consumer Non Durables	5,000	27.31	0.17
INE917I01010		Bajaj Auto Limited	Auto	880	25.53	0.16
INE752E01010		Power Grid Corporation of India Ltd	Power	13,900	25.42	0.16
INE213A01029		Oil & Natural Gas Corporation Ltd.	Oil	16,767	24.92	0.15
INE081A01012		Tata Steel Ltd.	Ferrous Metals	4,872	24.38	0.15
INE481G01011		UltraTech Cement Limited	Cement	640	24.49	0.15
INE733E01010		NTPC Limited	Power	15,700	22.18	0.14
INE528G01027		YES BANK LIMITED	Banks	10,000	23.12	0.14
INE089A01023		Dr Reddys Laboratories Ltd.	Pharmaceuticals	800	21.05	0.13
INE075A01022		Wipro Ltd.	Software	5,809	21.43	0.13
INE059A01026		Cipla Ltd.	Pharmaceuticals	3,200	17.75	0.11
INE522F01014		COAL INDIA LTD	Minerals/Mining	7,882	17.99	0.11
INE029A01011		Bharat Petroleum Corporation Ltd.	Petroleum Products	4,950	16.71	0.10
INE129A01019		GAIL (India) Ltd.	Gas	4,800	16.42	0.10
INE158A01026		Hero MotoCorp Ltd.	Auto	650	17.08	0.10
INE038A01020		Hindalco Industries Ltd	Non - Ferrous Metals	8,100	15.86	0.10
INE155A01022		Tata Motors Ltd.	Auto	9,300	16.50	0.10
INE256A01028		Zee Entertainment Enterprises Ltd	Media & Entertainment	3,400	15.87	0.10
INE066A01013		Eicher Motors Ltd.	Auto	70	13.91	0.09
INE326A01037		Lupin Ltd.	Pharmaceuticals	1,500	11.46	0.07
INE121J01017		Bharti Infratel Ltd.	Telecom - Equipment & Accessories	3,300	9.69	0.06
INE245A01021		The Tata Power Company Ltd.	Power	11,400	7.46	0.05
INE028A01039		Bank of Baroda	Banks	6,000	6.06	0.04
INE238A01034		Axis Bank Ltd.	Banks	760	5.39	0.03
IN9155A01020		Tata Motors Limited DVR	Auto	3,100	2.72	0.02
INE079A01024		Ambuja Cements Ltd.	Cement	780	1.65	0.01
IN9081A01010		Tata Steel Ltd.	Ferrous Metals	336	0.15	@
Sub Total					1,788.97	10.97
Total					1,788.97	10.97
DEBT INSTRUMENTS						
(a) Listed / awaiting listing on Stock Exchanges						
Non-Convertible debentures / Bonds						
INE261F08592	7.98	National Bank for Agri & Rural Dev.**	CRISIL - AAA	150	1,500.62	9.20
INE134E081F8	7.95	Power Finance Corporation Ltd**	CRISIL - AAA	150	1,499.39	9.19
INE053T07018	8.4	ONGC Mangalore Petrochemicals Ltd**	IND - AAA	147	1,470.39	9.01
INE733E07CE5	7.89	NTPC Limited**	CRISIL - AAA	120	1,201.12	7.36
INE774D070A4	8.8	Mahindra & Mahindra Financial Services Ltd.**	IND - AAA	100	1,001.54	6.14
INE001A070N1	8.7	Housing Development Fin. Corp. Ltd.\$**	CRISIL - AAA	6	600.62	3.68
INE001A07RE3	7.9	Housing Development Fin. Corp. Ltd.\$**	CRISIL - AAA	5	500.16	3.06
INE752E07KQ2	7.93	Power Grid Corporation of India Ltd**	CRISIL - AAA	46	460.01	2.82
INE020B08A0	6.75	Rural Electrification Corporation Ltd.**	CRISIL - AAA	25	249.94	1.53
INE556F09593	8.06	Small Industries Development Bank**	CARE - AAA	23	230.16	1.41
INE134E081C5	7.85	Power Finance Corporation Ltd**	CRISIL - AAA	7	70.00	0.43
Zero Coupon Bonds / Deep Discount Bonds						
INE296A07LE2		Bajaj Finance Ltd.**	IND - AAA	148	1,859.54	11.39
INE115A07JH1		LIC Housing Finance Ltd.**	CRISIL - AAA	132	1,681.05	10.30
Sub Total					12,324.54	75.52
Total					12,324.54	75.52
MONEY MARKET INSTRUMENTS						
Collateralised Borrowing & Lending Obligation						
Sub Total		Collateralised Borrowing & Lending Obligation			1,799.77	11.03
Total					1,799.77	11.03
OTHERS						
Net Current Assets						
Sub Total		Net Current Assets			406.26	2.48
Total					406.26	2.48
Grand Total					16,319.54	100.00

* Top Ten Holdings
+ Industry Classification as recommended by AMFI
\$ Sponsor
** Thinly Traded/ Non-Traded Securities
Non Sensex Scripts
@ Less than 0.01%.

Portfolio Classification by Asset Class(%)	
Equity	10.97
Credit Exposure	75.52
Cash, Cash Equivalents and Net Current Assets	13.51
Portfolio Classification by Rating Class(%)	
Equity	10.97
AAA/AAA(SO)/A1+/A1+(SO) & Equivalent	75.52

1) NAV History

NAVs per unit (Rs.)	February 28, 2019	January 31, 2019
---------------------	-------------------	------------------

- 2) Total NPAs provided for and its percentage to NAV : Nil
- 3) Total investments in Foreign Securities / Overseas ETFs / ADRs / GDRs : Nil
- 4) Repo in Corporate Debt : Nil
- 5) Total outstanding exposure in Derivative Instruments as on February 28, 2019 : Nil
- 6) Average Portfolio Maturity (other than equity investments): Nil

HDFC Dual Advantage Fund - II - 1160D January 2016 (A CLOSE-ENDED INCOME SCHEME)

Portfolio as on 28-Feb-2019

ISIN	Coupon (%)	Name Of the Instrument	Industry+ /Rating	Quantity	Market/ Fair Value (Rs. in Lacs.)	% to NAV
EQUITY & EQUITY RELATED						
(a) Listed / awaiting listing on Stock Exchanges						
Equity						
INE040A01026		HDFC Bank Ltd.	Banks	13,400	278.39	1.24
INE002A01018		Reliance Industries Ltd.	Petroleum Products	22,300	274.52	1.23
INE009A01021		Infosys Limited	Software	24,200	177.70	0.79
INE154A01025		ITC Ltd.	Consumer Non Durables	62,500	172.53	0.77
INE090A01021		ICICI Bank Ltd.	Banks	43,120	150.98	0.67
INE018A01030		Larsen and Toubro Ltd.	Construction Project	10,800	139.64	0.62
INE591G01017		NIIT TECHNOLOGIES LTD	Software	10,000	132.07	0.59
INE467B01029		Tata Consultancy Services Ltd.	Software	6,644	131.78	0.59
INE237A01028		Kotak Mahindra Bank Limited	Banks	7,000	84.92	0.38
INE238A01034		Axis Bank Ltd.	Banks	11,300	80.18	0.36
INE062A01020		State Bank of India	Banks	28,100	75.60	0.34
INE021A01026		Asian Paints Limited	Consumer Non Durables	4,100	57.61	0.26
INE585B01010		Maruti Suzuki India Limited	Auto	850	58.05	0.26
INE095A01012		Indusind Bank Ltd.	Banks	3,300	48.64	0.22
INE669C01036		Tech Mahindra Ltd.	Software	5,700	47.32	0.21
INE044A01036		Sun Pharmaceutical Industries Ltd.	Pharmaceuticals	9,800	43.62	0.19
INE397D01024		Bharti Airtel Ltd.	Telecom - Services	12,600	40.07	0.18
INE854D01024		United Spirits Limited	Consumer Non Durables	7,500	40.97	0.18
INE075A01022		Wipro Ltd.	Software	10,719	39.54	0.18
INE101A01026		Mahindra & Mahindra Ltd.	Auto	6,000	38.75	0.17
INE917I01010		Bajaj Auto Limited	Auto	1,200	34.81	0.16
INE752E01010		Power Grid Corporation of India Ltd	Power	19,900	36.39	0.16
INE081A01012		Tata Steel Ltd.	Ferrous Metals	6,960	34.83	0.16
INE481G01011		UltraTech Cement Limited	Cement	900	34.44	0.15
INE089A01023		Dr Reddys Laboratories Ltd.	Pharmaceuticals	1,200	31.58	0.14
INE213A01029		Oil & Natural Gas Corporation Ltd.	Oil	21,631	32.15	0.14
INE155A01022		Tata Motors Ltd.	Auto	17,600	31.23	0.14
INE522F01014		COAL INDIA LTD	Minerals/Mining	11,527	26.32	0.12
INE158A01026		Hero MotoCorp Ltd.	Auto	1,000	26.28	0.12
INE733E01010		NTPC Limited	Power	18,500	26.13	0.12
INE059A01026		Cipla Ltd.	Pharmaceuticals	4,600	25.51	0.11
INE129A01019		GAIL (India) Ltd.	Gas	7,466	25.53	0.11
INE528G01027		YES BANK LIMITED	Banks	11,000	25.43	0.11
INE029A01011		Bharat Petroleum Corporation Ltd.	Petroleum Products	6,900	23.29	0.10
INE038A01020		Hindalco Industries Ltd	Non - Ferrous Metals	11,700	22.90	0.10
INE256A01028		Zee Entertainment Enterprises Ltd	Media & Entertainment	4,900	22.87	0.10
INE406A01037		Aurobindo Pharma Ltd.	Pharmaceuticals	2,700	19.23	0.09
INE066A01013		Eicher Motors Ltd.	Auto	105	20.86	0.09
INE205A01025		Vedanta Ltd.	Non - Ferrous Metals	10,000	16.94	0.08
INE326A01037		Lupin Ltd.	Pharmaceuticals	2,100	16.04	0.07
INE121I01017		Bharti Infratel Ltd.	Telecom - Equipment & Accessories	4,535	13.32	0.06
INE245A01021		The Tata Power Company Ltd.	Power	16,200	10.60	0.05
INE028A01039		Bank of Baroda	Banks	8,600	8.69	0.04
IN9155A01020		Tata Motors Limited DVR	Auto	4,200	3.68	0.02
INE079A01024		Ambuja Cements Ltd.	Cement	1,100	2.33	0.01
IN9081A01010		Tata Steel Ltd.	Ferrous Metals	480	0.21	@
Sub Total					2,684.47	11.98
Total					2,684.47	11.98
DEBT INSTRUMENTS						
(a) Listed / awaiting listing on Stock Exchanges						
Non-Convertible debentures / Bonds						
INE556F09551	7.98	Small Industries Development Bank**	CARE - AAA	220	2,202.04	9.83
INE261F08592	7.98	National Bank for Agri & Rural Dev.**	CRISIL - AAA	200	2,000.82	8.93
INE774D07NY6	8.7949	Mahindra & Mahindra Financial Services Ltd.**	IND - AAA	180	1,802.52	8.04
INE020B08A0	6.75	Rural Electrification Corporation Ltd.**	CRISIL - AAA	153	1,529.63	6.83
INE556F09593	8.06	Small Industries Development Bank**	CARE - AAA	20	200.14	0.89
INE445L08300	8.5	Nabha Power Ltd. (Corporate Guarantee of L&T Ltd.)**	ICRA - AAA(SO)	3	30.01	0.13
INE556F09577	8.05	Small Industries Development Bank**	CARE - AAA	3	30.03	0.13
Zero Coupon Bonds / Deep Discount Bonds						
INE296A073B2		Bajaj Finance Ltd.**	IND - AAA	180	2,330.88	10.40
Sub Total					10,126.07	45.18
Total					10,126.07	45.18
MONEY MARKET INSTRUMENTS						
Collateralised Borrowing & Lending Obligation						
					3,166.09	14.13
Commercial Papers (CP) / Certificate Of Deposit (CD)						
INE476A16RW0		Canara Bank**	CRISIL - A1+	2,100	2,084.70	9.30
INE705A16RQ4		Vijaya Bank**	CRISIL - A1+	2,000	1,987.63	8.87
INE092T16HY2		IDFC First Bank Limited**	CRISIL - A1+	1,000	999.12	4.46
INE092T16IZ7		IDFC First Bank Limited**	ICRA - A1+	710	704.72	3.15
Sub Total					8,942.26	39.91
Total					8,942.26	39.91
OTHERS						
Net Current Assets						
					653.05	2.93
Sub Total					653.05	2.93
Total					653.05	2.93
Grand Total					22,405.85	100.00
<p>Top Ten Holdings</p> <p>+ Industry Classification as recommended by AMFI</p> <p>\$ Sponsor</p> <p>** Thinly Traded/ Non-Traded Securities</p> <p># Non Sensex Stocks</p> <p>@ Less than 0.01%.</p>						
Portfolio Classification by Asset Class(%)						
Equity					11.98	
CD					25.78	
Credit Exposure					45.18	

Cash, Cash Equivalents and Net Current Assets	17.06
Portfolio Classification by Rating Class(%)	
Equity	11.98
AAA/AAA(SO)/A1+/A1+(SO) & Equivalent	70.96
Cash, Cash Equivalents and Net Current Assets	17.06

1) NAV History

NAVs per unit (Rs.)	February 28, 2019	January 31, 2019
---------------------	-------------------	------------------

- 2) Total NPAs provided for and its percentage to NAV : Nil
- 3) Total investments in Foreign Securities / Overseas ETFs / ADRs / GDRs : Nil
- 4) Repo in Corporate Debt : Nil
- 5) Total outstanding exposure in Derivative Instruments as on February 28, 2019 : Nil
- 6) Average Portfolio Maturity (other than equity investments): Nil

HDFC Dual Advantage Fund - II - 1099D March 2016 (A Closed ended Debt scheme)

Portfolio as on 28-Feb-2019

ISIN	Coupon (%)	Name Of the Instrument	Industry+ /Rating	Quantity	Market/ Fair Value (Rs. in Lacs.)	% to NAV
EQUITY & EQUITY RELATED						
(a) Listed / awaiting listing on Stock Exchanges						
Equity						
INE040A01026		HDFC Bank Ltd.	Banks	3,400	70.64	1.59
INE002A01018		Reliance Industries Ltd.	Petroleum Products	4,450	54.78	1.23
INE090A01021		ICICI Bank Ltd.	Banks	11,033	38.63	0.87
INE009A01021		Infosys Limited	Software	4,800	35.25	0.79
INE154A01025		ITC Ltd.	Consumer Non Durables	12,425	34.30	0.77
INE018A01030		Larsen and Toubro Ltd.	Construction Project	2,122	27.44	0.62
INE467B01029		Tata Consultancy Services Ltd.	Software	1,370	27.17	0.61
INE237A01028		Kotak Mahindra Bank Limited	Banks	1,770	21.47	0.48
INE238A01034		Axis Bank Ltd.	Banks	2,875	20.40	0.46
INE062A01020		State Bank of India	Banks	5,360	14.42	0.32
INE095A01012		Indusind Bank Ltd.	Banks	840	12.38	0.28
INE585B01010		Maruti Suzuki India Limited	Auto	170	11.61	0.26
INE021A01026		Asian Paints Limited	Consumer Non Durables	775	10.89	0.24
INE101A01026		Mahindra & Mahindra Ltd.	Auto	1,580	10.21	0.23
INE669C01036		Tech Mahindra Ltd.	Software	1,065	8.84	0.20
INE044A01036		Sun Pharmaceutical Industries Ltd.	Pharmaceuticals	1,870	8.32	0.19
INE397D01024		Bharti Airtel Ltd.	Telecom - Services	2,345	7.46	0.17
INE075A01022		Wipro Ltd.	Software	2,043	7.54	0.17
INE917I01010		Bajaj Auto Limited	Auto	240	6.96	0.16
INE752E01010		Power Grid Corporation of India Ltd	Power	3,790	6.93	0.16
INE213A01029		Oil & Natural Gas Corporation Ltd.	Oil	4,555	6.77	0.15
INE081A01012		Tata Steel Ltd.	Ferrous Metals	1,339	6.70	0.15
INE481G01011		UltraTech Cement Limited	Cement	175	6.70	0.15
INE528G01027		YES BANK LIMITED	Banks	2,825	6.53	0.15
INE733E01010		NTPC Limited	Power	4,270	6.03	0.14
INE089A01023		Dr Reddys Laboratories Ltd.	Pharmaceuticals	215	5.66	0.13
INE158A01026		Hero MotoCorp Ltd.	Auto	215	5.65	0.13
INE155A01022		Tata Motors Ltd.	Auto	3,340	5.93	0.13
INE059A01026		Cipla Ltd.	Pharmaceuticals	870	4.82	0.11
INE522F01014		COAL INDIA LTD	Minerals/Mining	2,148	4.90	0.11
INE129A01019		GAIL (India) Ltd.	Gas	1,440	4.92	0.11
INE029A01011		Bharat Petroleum Corporation Ltd.	Petroleum Products	1,350	4.56	0.10
INE038A01020		Hindalco Industries Ltd	Non - Ferrous Metals	2,210	4.33	0.10
INE256A01028		Zee Entertainment Enterprises Ltd	Media & Entertainment	940	4.39	0.10
INE066A01013		Eicher Motors Ltd.	Auto	20	3.97	0.09
INE406A01037		Aurobindo Pharma Ltd.	Pharmaceuticals	465	3.31	0.07
INE326A01037		Lupin Ltd.	Pharmaceuticals	410	3.13	0.07
INE121J01017		Bharti Infratel Ltd.	Telecom - Equipment & Accessories	915	2.69	0.06
INE028A01039		Bank of Baroda	Banks	1,630	1.65	0.04
INE245A01021		The Tata Power Company Ltd.	Power	2,900	1.90	0.04
IN9155A01020		Tata Motors Limited DVR	Auto	865	0.76	0.02
INE079A01024		Ambuja Cements Ltd.	Cement	240	0.51	0.01
IN9081A01010		Tata Steel Ltd.	Ferrous Metals	92	0.04	@
Sub Total					531.49	11.96
Total					531.49	11.96
DEBT INSTRUMENTS						
(a) Listed / awaiting listing on Stock Exchanges						
Non-Convertible debentures / Bonds						
INE134E07513	9.69	Power Finance Corporation Ltd**	CRISIL - AAA	42	420.01	9.43
INE053T07018	8.4	ONGC Mangalore Petrochemicals Ltd**	IND - AAA	37	370.10	8.31
INE001A070QJ1	7.28	Housing Development Fin. Corp. Ltd.\$**	CRISIL - AAA	2	199.99	4.49
INE556F09593	8.06	Small Industries Development Bank**	CARE - AAA	10	100.07	2.25
INE020B08A0L0	6.75	Rural Electrification Corporation Ltd.**	CRISIL - AAA	7	69.98	1.57
Zero Coupon Bonds / Deep Discount Bonds						
INE115A073H1		LIC Housing Finance Ltd.**	CRISIL - AAA	40	509.41	11.44
INE916A07KNG		Kotak Mahindra Prime Ltd.**	CRISIL - AAA	35	348.35	7.82
INE296A07KN5		Bajaj Finance Ltd.**	IND - AAA	14	178.82	4.02
Sub Total					2,196.73	49.33
Total					2,196.73	49.33
MONEY MARKET INSTRUMENTS						
Collateralised Borrowing & Lending Obligation						
		Collateralised Borrowing & Lending Obligation			1,631.86	36.65
Sub Total					1,631.86	36.65
Total					1,631.86	36.65
OTHERS						
Net Current Assets						
		Net Current Assets			92.91	2.06
Sub Total					92.91	2.06
Total					92.91	2.06
Grand Total					4,452.99	100.00

Top Ten Holdings
+ Industry Classification as recommended by AMFI
\$ Sponsor
** Thinly Traded/ Non-Traded Securities
Non Sensex Scrips
@ Less than 0.01%.

Portfolio Classification by Asset Class(%)	
Equity	11.96
Credit Exposure	49.33
Cash, Cash Equivalents and Net Current Assets	38.71
Portfolio Classification by Rating Class(%)	
Equity	11.96
AAA/AAA(SO)/A1+/A1+(SO) & Equivalent	49.33
Cash, Cash Equivalents and Net Current Assets	38.71

1) NAV History

NAV's per unit (Rs.)	February 28, 2019	January 31, 2019
----------------------	-------------------	------------------

- 2) Total NPAs provided for and its percentage to NAV : Nil
- 3) Total investments in Foreign Securities / Overseas ETFs / ADRs / GDRs : Nil
- 4) Repo in Corporate Debt : Nil
- 5) Total outstanding exposure in Derivative Instruments as on February 28, 2019 : Nil
- 6) Average Portfolio Maturity (other than equity investments): Nil

HDFC Dual Advantage Fund - III - 1304D August 2016 (A Closed ended Debt scheme)

Portfolio as on 28-Feb-2019

ISIN	Coupon (%)	Name Of the Instrument	Industry+ /Rating	Quantity	Market/ Fair Value (Rs. in Lacs.)	% to NAV
EQUITY & EQUITY RELATED						
(a) Listed / awaiting listing on Stock Exchanges						
Equity						
INE040A01026		HDFC Bank Ltd.	Banks	9,700	201.52	1.39
INE002A01018		Reliance Industries Ltd.	Petroleum Products	13,500	166.19	1.15
INE154A01025		ITC Ltd.	Consumer Non Durables	41,000	113.18	0.78
INE090A01021		ICICI Bank Ltd.	Banks	31,020	108.62	0.75
INE009A01021		Infosys Limited	Software	14,400	105.74	0.73
INE467B01029		Tata Consultancy Services Ltd.	Software	4,017	79.68	0.55
INE018A01030		Larsen and Toubro Ltd.	Construction Project	6,000	77.58	0.54
INE237A01028		Kotak Mahindra Bank Limited	Banks	5,600	67.93	0.47
INE238A01034		Axis Bank Ltd.	Banks	8,100	57.47	0.40
INE585B01010		Maruti Suzuki India Limited	Auto	660	45.08	0.31
INE062A01020		State Bank of India	Banks	14,500	39.01	0.27
INE095A01012		Indusind Bank Ltd.	Banks	2,400	35.37	0.24
INE021A01026		Asian Paints Limited	Consumer Non Durables	2,200	30.91	0.21
INE101A01026		Mahindra & Mahindra Ltd.	Auto	4,400	28.42	0.20
INE669C01036		Tech Mahindra Ltd.	Software	3,000	24.90	0.17
INE854D01024		United Spirits Limited	Consumer Non Durables	4,500	24.58	0.17
INE044A01036		Sun Pharmaceutical Industries Ltd.	Pharmaceuticals	5,200	23.15	0.16
INE397D01024		Bharti Airtel Ltd.	Telecom - Services	6,400	20.36	0.14
INE075A01022		Wipro Ltd.	Software	5,622	20.74	0.14
INE917I01010		Bajaj Auto Limited	Auto	660	19.14	0.13
INE213A01029		Oil & Natural Gas Corporation Ltd.	Oil	12,804	19.03	0.13
INE752E01010		Power Grid Corporation of India Ltd	Power	10,600	19.38	0.13
INE081A01012		Tata Steel Ltd.	Ferrous Metals	3,828	19.16	0.13
INE481G01011		UltraTech Cement Limited	Cement	480	18.37	0.13
INE528G01027		YES BANK LIMITED	Banks	8,000	18.49	0.13
INE733E01010		NTPC Limited	Power	12,000	16.95	0.12
INE155A01022		Tata Motors Ltd.	Auto	9,400	16.68	0.12
INE089A01023		Dr Reddys Laboratories Ltd.	Pharmaceuticals	620	16.32	0.11
INE158A01026		Hero MotoCorp Ltd.	Auto	620	16.29	0.11
INE059A01026		Cipla Ltd.	Pharmaceuticals	2,500	13.86	0.10
INE522F01014		COAL INDIA LTD	Minerals/Mining	6,100	13.93	0.10
INE066A01013		Eicher Motors Ltd.	Auto	70	13.91	0.10
INE129A01019		GAIL (India) Ltd.	Gas	4,088	13.98	0.10
INE029A01011		Bharat Petroleum Corporation Ltd.	Petroleum Products	3,600	12.15	0.08
INE038A01020		Hindalco Industries Ltd	Non - Ferrous Metals	6,200	12.14	0.08
INE256A01028		Zee Entertainment Enterprises Ltd	Media & Entertainment	2,600	12.13	0.08
INE406A01037		Aurobindo Pharma Ltd.	Pharmaceuticals	1,300	9.26	0.06
INE326A01037		Lupin Ltd.	Pharmaceuticals	1,100	8.40	0.06
INE121J01017		Bharti Infratel Ltd.	Telecom - Equipment & Accessories	2,600	7.63	0.05
INE245A01021		The Tata Power Company Ltd.	Power	8,800	5.76	0.04
INE028A01039		Bank of Baroda	Banks	4,600	4.65	0.03
INE079A01024		Ambuja Cements Ltd.	Cement	700	1.48	0.01
IN9155A01020		Tata Motors Limited DVR	Auto	2,400	2.10	0.01
IN9081A01010		Tata Steel Ltd.	Ferrous Metals	264	0.12	@
Sub Total					1,581.74	10.91
Total					1,581.74	10.91
DEBT INSTRUMENTS						
(a) Listed / awaiting listing on Stock Exchanges						
Government Securities (Central/State)						
IN2920150397	8.21	8.21% Rajasthan SDL - Mat 310320	Sovereign	5,00,000	504.70	3.49
Non-Convertible debentures / Bonds						
INE115A07KCO	8.02	LIC Housing Finance Ltd.**	CRISIL - AAA	149	1,484.85	10.28
INE155A08217	9.71	Tata Motors Ltd.**	CARE - AA	140	1,404.10	9.72
INE134E08GK5	8.36	Power Finance Corporation Ltd**	CRISIL - AAA	120	1,201.10	8.31
INE110L08052	8.9	Reliance Jio Infocomm Limited**	CRISIL - AAA	100	1,005.28	6.96
INE001A07NH5	8.75	Housing Development Fin. Corp. Ltd.\$**	CRISIL - AAA	200	1,002.21	6.94
INE245A08067	9.48	The Tata Power Company Ltd.**	ICRA - AA-	100	1,002.77	6.94
INE752E07ME4	8.2	Power Grid Corporation of India Ltd**	CRISIL - AAA	50	501.39	3.47
INE756I07AD3	8.055	HDB Financial Services Ltd.**	CARE - AAA	50	496.91	3.44
INE752E07M15	8.15	Power Grid Corporation of India Ltd**	CRISIL - AAA	37	370.76	2.57
INE752E07GW8	8.84	Power Grid Corporation of India Ltd**	CRISIL - AAA	29	365.71	2.53
INE261F08485	8.2	National Bank for Agri & Rural Dev.**	CRISIL - AAA	35	350.53	2.43
INE001A07M29	9.4	Housing Development Fin. Corp. Ltd.\$**	CRISIL - AAA	34	341.33	2.36
INE020B08823	8.87	Rural Electrification Corporation Ltd.	CRISIL - AAA	10	100.55	0.70
INE134E08G55	8.52	Power Finance Corporation Ltd**	CRISIL - AAA	7	70.08	0.48
INE115A07KG1	7.97	LIC Housing Finance Ltd.**	CRISIL - AAA	5	49.81	0.34
Zero Coupon Bonds / Deep Discount Bonds						
INE296A07MS0		Bajaj Finance Ltd.**	IND - AAA	57	679.37	4.70
INE296A07NWO		Bajaj Finance Ltd.**	CRISIL - AAA	8	92.12	0.64
Sub Total					11,023.57	76.30
(b) Privately Placed / Unlisted						
Non-Convertible debentures / Bonds						
INE163N08032	8.75	ONGC Petro additions Ltd. (OPAL) (Put on ONGC Ltd.)**	CRISIL - AAA(SO)	12	1,200.01	8.30
Sub Total					1,200.01	8.30
Total					12,223.58	84.60
MONEY MARKET INSTRUMENTS						
Collateralised Borrowing & Lending Obligation						
Sub Total					327.87	2.27
Total					327.87	2.27
OTHERS						
Net Current Assets						
Sub Total					317.38	2.22
Total					317.38	2.22
Grand Total					14,450.57	100.00

* Top Ten Holdings

+ Industry Classification as recommended by AMFI

\$ Sponsor

** Thinly Traded/ Non-Traded Securities
Non Sensex Scrips
@ Less than 0.01%.

Portfolio Classification by Asset Class(%)	
Equity	10.91
SDL	3.49
Credit Exposure	81.11
Cash, Cash Equivalents and Net Current Assets	4.49
Portfolio Classification by Rating Class(%)	
Equity	10.91
Sovereign	3.49
AAA/AAA(SO)/A1+/A1+(SO) & Equivalent	64.45
AA/AA-	16.66
Cash, Cash Equivalents and Net Current Assets	4.49

1) NAV History

NAVs per unit (Rs.)	February 28, 2019	January 31, 2019
----------------------------	--------------------------	-------------------------

- 2) Total NPAs provided for and its percentage to NAV : Nil
- 3) Total investments in Foreign Securities / Overseas ETFs / ADRs / GDRs : Nil
- 4) Repo in Corporate Debt : Nil
- 5) Total outstanding exposure in Derivative Instruments as on February 28, 2019 : Nil
- 6) Average Portfolio Maturity (other than equity investments): Nil

HDFC Dual Advantage Fund - III - 1224D November 2016 (A Closed ended Debt scheme)

Portfolio as on 28-Feb-2019

ISIN	Coupon (%)	Name Of the Instrument	Industry+ /Rating	Quantity	Market/ Fair Value (Rs. in Lacs.)	% to NAV
EQUITY & EQUITY RELATED						
(a) Listed / awaiting listing on Stock Exchanges						
Equity						
INE040A01026		HDFC Bank Ltd.	Banks	5,250	109.07	1.41
INE002A01018		Reliance Industries Ltd.	Petroleum Products	7,100	87.40	1.13
INE154A01025		ITC Ltd.	Consumer Non Durables	22,110	61.03	0.79
INE090A01021		ICICI Bank Ltd.	Banks	16,687	58.43	0.76
INE009A01021		Infosys Limited	Software	7,800	57.28	0.74
INE467B01029		Tata Consultancy Services Ltd.	Software	2,154	42.72	0.55
INE018A01030		Larsen and Toubro Ltd.	Construction Project	3,225	41.70	0.54
INE237A01028		Kotak Mahindra Bank Limited	Banks	3,110	37.73	0.49
INE238A01034		Axis Bank Ltd.	Banks	4,420	31.36	0.41
INE062A01020		State Bank of India	Banks	8,090	21.77	0.28
INE095A01012		Indusind Bank Ltd.	Banks	1,300	19.16	0.25
INE585B01010		Maruti Suzuki India Limited	Auto	270	18.44	0.24
INE021A01026		Asian Paints Limited	Consumer Non Durables	1,170	16.44	0.21
INE854D01024		United Spirits Limited	Consumer Non Durables	2,500	13.66	0.18
INE669C01036		Tech Mahindra Ltd.	Software	1,620	13.45	0.17
INE101A01026		Mahindra & Mahindra Ltd.	Auto	1,900	12.27	0.16
INE044A01036		Sun Pharmaceutical Industries Ltd.	Pharmaceuticals	2,820	12.55	0.16
INE075A01022		Wipro Ltd.	Software	3,130	11.55	0.15
INE397D01024		Bharti Airtel Ltd.	Telecom - Services	3,430	10.91	0.14
INE752E01010		Power Grid Corporation of India Ltd	Power	5,730	10.48	0.14
INE917I01010		Bajaj Auto Limited	Auto	350	10.15	0.13
INE213A01029		Oil & Natural Gas Corporation Ltd.	Oil	6,891	10.24	0.13
INE081A01012		Tata Steel Ltd.	Ferrous Metals	2,030	10.16	0.13
INE481G01011		UltraTech Cement Limited	Cement	260	9.95	0.13
INE528G01027		YES BANK LIMITED	Banks	4,250	9.82	0.13
INE733E01010		NTPC Limited	Power	6,400	9.04	0.12
INE155A01022		Tata Motors Ltd.	Auto	5,070	9.00	0.12
INE089A01023		Dr Reddys Laboratories Ltd.	Pharmaceuticals	320	8.42	0.11
INE158A01026		Hero MotoCorp Ltd.	Auto	330	8.67	0.11
INE522F01014		COAL INDIA LTD	Minerals/Mining	3,290	7.51	0.10
INE129A01019		GAIL (India) Ltd.	Gas	2,168	7.41	0.10
INE029A01011		Bharat Petroleum Corporation Ltd.	Petroleum Products	2,025	6.84	0.09
INE059A01026		Cipla Ltd.	Pharmaceuticals	1,320	7.32	0.09
INE066A01013		Eicher Motors Ltd.	Auto	35	6.95	0.09
INE256A01028		Zee Entertainment Enterprises Ltd	Media & Entertainment	1,430	6.67	0.09
INE038A01020		Hindalco Industries Ltd	Non - Ferrous Metals	3,340	6.54	0.08
INE079A01024		Ambuja Cements Ltd.	Cement	2,010	4.26	0.06
INE406A01037		Aurobindo Pharma Ltd.	Pharmaceuticals	700	4.98	0.06
INE326A01037		Lupin Ltd.	Pharmaceuticals	620	4.74	0.06
INE121J01017		Bharti Infratel Ltd.	Telecom - Equipment & Accessories	1,380	4.05	0.05
INE245A01021		The Tata Power Company Ltd.	Power	4,750	3.11	0.04
INE028A01039		Bank of Baroda	Banks	2,460	2.48	0.03
IN9155A01020		Tata Motors Limited DVR	Auto	1,330	1.17	0.02
IN9081A01010		Tata Steel Ltd.	Ferrous Metals	140	0.06	@
Sub Total					846.94	10.97
Total					846.94	10.97
DEBT INSTRUMENTS						
(a) Listed / awaiting listing on Stock Exchanges						
Government Securities (Central/State)						
IN2920150397	8.21	8.21% Rajasthan SDL - Mat 310320	Sovereign	60,000	60.56	0.79
Non-Convertible debentures / Bonds						
INE261F08477	8.15	National Bank for Agri & Rural Dev.**	CRISIL - AAA	77	770.85	10.00
INE756I07944	8.658	HDB Financial Services Ltd.**	CRISIL - AAA	59	589.56	7.65
INE752E07ME4	8.2	Power Grid Corporation of India Ltd**	CRISIL - AAA	57	571.58	7.41
INE115A07GN5	8.73	LIC Housing Finance Ltd.**	CRISIL - AAA	50	501.03	6.50
INE020B07FC0	8.65	Rural Electrification Corporation Ltd.**	CRISIL - AAA	48	481.43	6.24
INE001A07NH5	8.75	Housing Development Fin. Corp. Ltd.\$**	CRISIL - AAA	75	375.83	4.87
INE134E08G55	8.52	Power Finance Corporation Ltd**	CRISIL - AAA	34	340.40	4.41
INE020B08823	8.87	Rural Electrification Corporation Ltd.	CRISIL - AAA	32	321.77	4.17
INE115A07KG1	7.97	LIC Housing Finance Ltd.**	CRISIL - AAA	27	269.00	3.49
INE134E08GX5	8.36	Power Finance Corporation Ltd**	CRISIL - AAA	20	200.18	2.60
INE134E08CJ0	8.95	Power Finance Corporation Ltd**	CRISIL - AAA	14	140.78	1.83
INE115A07GX4	8.68	LIC Housing Finance Ltd.**	CRISIL - AAA	9	90.16	1.17
INE752E07KE8	8.85	Power Grid Corporation of India Ltd**	CRISIL - AAA	5	62.82	0.81
INE261F08485	8.2	National Bank for Agri & Rural Dev.**	CRISIL - AAA	5	50.08	0.65
INE752E07GW8	8.84	Power Grid Corporation of India Ltd**	CRISIL - AAA	4	50.44	0.65
Sub Total					4,876.47	63.24
(b) Privately Placed / Unlisted						
Non-Convertible debentures / Bonds						
INE244N07057	8.19	Mahindra Vehicle Manufacturers Ltd.**	ICRA - AAA	77	768.52	9.97
INE895D08667	7.55	Tata Sons Ltd.**	CRISIL - AAA	50	494.65	6.41
Sub Total					1,263.17	16.38
Total					6,139.64	79.62
MONEY MARKET INSTRUMENTS						
Collateralised Borrowing & Lending Obligation						
Sub Total					540.20	7.01
Total					540.20	7.01
OTHERS						
Net Current Assets						
Sub Total					184.76	2.40
Total					184.76	2.40
Grand Total					7,711.54	100.00

Top Ten Holdings
+ Industry Classification as recommended by AMFI
\$ Sponsor
** Thinly Traded/ Non-Traded Securities
Non Sensex Scripts

@ Less than 0.01%.

Portfolio Classification by Asset Class(%)	
Equity	10.97
SDL	0.79
Credit Exposure	78.83
Cash, Cash Equivalents and Net Current Assets	9.41
Portfolio Classification by Rating Class(%)	
Equity	10.97
Sovereign	0.79
AAA/AAA(SO)/A1+/A1+(SO) & Equivalent	78.83
Cash, Cash Equivalents and Net Current Assets	9.41

1) NAV History

NAVs per unit (Rs.)	February 28, 2019	January 31, 2019
----------------------------	--------------------------	-------------------------

- 2) Total NPAs provided for and its percentage to NAV : Nil
- 3) Total investments in Foreign Securities / Overseas ETFs / ADRs / GDRs : Nil
- 4) Repo in Corporate Debt : Nil
- 5) Total outstanding exposure in Derivative Instruments as on February 28, 2019 : Nil
- 6) Average Portfolio Maturity (other than equity investments): Nil

HDFC Dual Advantage Fund - III - 1267D October 2016 (A Closed ended Debt scheme)

Portfolio as on 28-Feb-2019

ISIN	Coupon (%)	Name Of the Instrument	Industry+ /Rating	Quantity	Market/ Fair Value (Rs. in Lacs.)	% to NAV
EQUITY & EQUITY RELATED						
(a) Listed / awaiting listing on Stock Exchanges						
Equity						
INE040A01026		HDFC Bank Ltd.	Banks	6,188	128.56	1.44
INE002A01018		Reliance Industries Ltd.	Petroleum Products	9,000	110.79	1.24
INE154A01025		ITC Ltd.	Consumer Non Durables	26,068	71.96	0.80
INE090A01021		ICICI Bank Ltd.	Banks	19,712	69.02	0.77
INE009A01021		Infosys Limited	Software	9,000	66.09	0.74
INE018A01030		Larsen and Toubro Ltd.	Construction Project	3,780	48.87	0.55
INE467B01029		Tata Consultancy Services Ltd.	Software	2,446	48.52	0.54
INE237A01028		Kotak Mahindra Bank Limited	Banks	3,556	43.14	0.48
INE238A01034		Axis Bank Ltd.	Banks	5,152	36.56	0.41
INE095A01012		Indusind Bank Ltd.	Banks	1,512	22.28	0.25
INE585B01010		Maruti Suzuki India Limited	Auto	310	21.17	0.24
INE021A01026		Asian Paints Limited	Consumer Non Durables	1,400	19.67	0.22
INE062A01020		State Bank of India	Banks	6,840	18.40	0.21
INE669C01036		Tech Mahindra Ltd.	Software	1,904	15.81	0.18
INE854D01024		United Spirits Limited	Consumer Non Durables	3,000	16.39	0.18
INE044A01036		Sun Pharmaceutical Industries Ltd.	Pharmaceuticals	3,332	14.83	0.17
INE101A01026		Mahindra & Mahindra Ltd.	Auto	2,200	14.21	0.16
INE917I01010		Bajaj Auto Limited	Auto	420	12.18	0.14
INE397D01024		Bharti Airtel Ltd.	Telecom - Services	4,060	12.91	0.14
INE213A01029		Oil & Natural Gas Corporation Ltd.	Oil	8,154	12.12	0.14
INE752E01010		Power Grid Corporation of India Ltd	Power	6,776	12.39	0.14
INE481G01011		UltraTech Cement Limited	Cement	320	12.24	0.14
INE081A01012		Tata Steel Ltd.	Ferrous Metals	2,403	12.03	0.13
INE528G01027		YES BANK LIMITED	Banks	5,040	11.65	0.13
INE089A01023		Dr Reddys Laboratories Ltd.	Pharmaceuticals	392	10.32	0.12
INE158A01026		Hero MotoCorp Ltd.	Auto	392	10.30	0.12
INE733E01010		NTPC Limited	Power	7,616	10.76	0.12
INE155A01022		Tata Motors Ltd.	Auto	5,964	10.58	0.12
INE075A01022		Wipro Ltd.	Software	2,661	9.82	0.11
INE059A01026		Cipla Ltd.	Pharmaceuticals	1,568	8.70	0.10
INE522F01014		COAL INDIA LTD	Minerals/Mining	3,892	8.89	0.10
INE129A01019		GAIL (India) Ltd.	Gas	2,588	8.85	0.10
INE066A01013		Eicher Motors Ltd.	Auto	40	7.95	0.09
INE038A01020		Hindalco Industries Ltd	Non - Ferrous Metals	3,948	7.73	0.09
INE256A01028		Zee Entertainment Enterprises Ltd	Media & Entertainment	1,680	7.84	0.09
INE406A01037		Aurobindo Pharma Ltd.	Pharmaceuticals	840	5.98	0.07
INE029A01011		Bharat Petroleum Corporation Ltd.	Petroleum Products	1,710	5.77	0.06
INE326A01037		Lupin Ltd.	Pharmaceuticals	728	5.56	0.06
INE121J01017		Bharti Infratel Ltd.	Telecom - Equipment & Accessories	1,624	4.77	0.05
INE245A01021		The Tata Power Company Ltd.	Power	5,572	3.65	0.04
INE028A01039		Bank of Baroda	Banks	2,912	2.94	0.03
IN9155A01020		Tata Motors Limited DVR	Auto	1,540	1.35	0.02
INE079A01024		Ambuja Cements Ltd.	Cement	380	0.81	0.01
IN9081A01010		Tata Steel Ltd.	Ferrous Metals	165	0.07	@
Sub Total					984.43	11.04
Total					984.43	11.04
DEBT INSTRUMENTS						
(a) Listed / awaiting listing on Stock Exchanges						
Government Securities (Central/State)						
IN2920150298	8.39	8.39% Rajasthan SDL - Mat 150320	Sovereign	3,55,000	358.86	4.01
IN2920150397	8.21	8.21% Rajasthan SDL - Mat 310320	Sovereign	40,000	40.38	0.45
Non-Convertible debentures / Bonds						
* INE134E08GK5	8.36	Power Finance Corporation Ltd**	CRISIL - AAA	95	950.87	10.64
* INE261F08444	8.18	National Bank for Agri & Rural Dev.	CRISIL - AAA	86	861.89	9.64
* INE020B08823	8.87	Rural Electrification Corporation Ltd.	CRISIL - AAA	84	844.64	9.45
* INE756I07944	8.658	HDB Financial Services Ltd.**	CRISIL - AAA	70	699.48	7.82
* INE733E07CF2	8.78	NTPC Limited**	CRISIL - AAA	50	504.22	5.64
* INE347G08035	9.05	PETRONET LNG LIMITED**	CRISIL - AAA	50	501.79	5.61
* INE115A07GK1	8.61	LIC Housing Finance Ltd.**	CRISIL - AAA	50	500.56	5.60
* INE752E07M15	8.15	Power Grid Corporation of India Ltd**	CRISIL - AAA	50	501.03	5.60
* INE001A07PE7	8.49	Housing Development Fin. Corp. Ltd.\$**	CRISIL - AAA	5	500.01	5.59
* INE115A07KG1	7.97	LIC Housing Finance Ltd.**	CRISIL - AAA	50	498.14	5.57
INE752E07J50	9.3	Power Grid Corporation of India Ltd**	CRISIL - AAA	24	301.29	3.37
INE001A07M29	9.4	Housing Development Fin. Corp. Ltd.\$**	CRISIL - AAA	20	200.78	2.25
INE001A07PR9	7.69	Housing Development Fin. Corp. Ltd.\$	ICRA - AAA	1	99.53	1.11
Sub Total					7,363.47	82.35
(b) Privately Placed / Unlisted						
Non-Convertible debentures / Bonds						
INE244N07057	8.19	Mahindra Vehicle Manufacturers Ltd.**	ICRA - AAA	4	39.92	0.45
Sub Total					39.92	0.45
Total					7,403.39	82.80
MONEY MARKET INSTRUMENTS						
Collateralised Borrowing & Lending Obligation						
Sub Total					252.82	2.83
Total					252.82	2.83
OTHERS						
Net Current Assets						
Sub Total					299.34	3.33
Total					299.34	3.33
Grand Total					8,939.98	100.00

* Top Ten Holdings
+ Industry Classification as recommended by ANFI
\$ Sponsor
** Thinly Traded/ Non-Traded Securities
Non Sensex Scripts
@ Less than 0.01%.

Portfolio Classification by Asset Class(%)	
Equity	11.04
SDL	4.46
Credit Exposure	78.34
Cash, Cash Equivalents and Net Current Assets	6.16
Portfolio Classification by Rating Class(%)	
Equity	11.04
Sovereign	4.46
AAA/AAA(SO)/A1+/A1+(SO) & Equivalent	78.34
Cash, Cash Equivalents and Net Current Assets	6.16

1) NAV History

NAVs per unit (Rs.)	February 28, 2019	January 31, 2019

- 2) Total NPAs provided for and its percentage to NAV : Nil
- 3) Total investments in Foreign Securities / Overseas ETFs / ADRs / GDRs : Nil
- 4) Repo in Corporate Debt : Nil
- 5) Total outstanding exposure in Derivative Instruments as on February 28, 2019 : Nil
- 6) Average Portfolio Maturity (other than equity investments): Nil