



VERTEX SECURITIES LIMITED

(A Subsidiary of transwarranty finance Limited)

Thottathil Towers, II Floor Market Road, Ernakulam, Kochi - 682018

Telephone : 0484 - 2384848 Website : www.vertexbroking.com

E-Mail : compliance@vertexbroking.com

CIN - L67120KL1993PLC007349

November 11, 2025

Listing Department

BSE Limited

Phiroze Jeejeebhoy Towers,

Dalal Street,

Mumbai - 400 001

Scrip Code: 531950

Dear Sir/Madam,

Sub: Outcome of Board Meeting held today i.e. November 11, 2025

Reference: Intimation under Regulation 30 of the Securities and Exchange Board of India (Listing Obligation and Disclosure Requirements) Regulations, 2015 ("Listing Regulations")

Pursuant to the provisions of Listing Regulations, it is hereby informed that the Board of Directors of Vertex Securities Limited ("the Company") at its meeting held today i.e. November 11, 2025 has, *inter-alia* approved the Unaudited (Standalone and Consolidated) Financial Results of the Company for the quarter and half year ended September 30, 2025. The copy of the said results along with the Limited Review Report is attached herewith as **Annexure I**.

The meeting of the Board of Directors commenced at 2:30 pm and concluded at 05:00 p.m.

We request you to kindly take the same on record.

Thanking You,

Yours faithfully,

For **Vertex Securities Limited**

Venkitesh Iyer

Company Secretary & Compliance Officer

ACS: A77011



DEOKI BIJAY & CO.
Chartered Accountants


Flat No. 803, 'B' Wing
10 Laxmi Enclave
Shahje Raje Marg
Koldongri Vile Parle (East)
Mumbai - 400057
+91 9748055206
sushil.agrawal@dbcca.co.in
www.dbcca.co.in

Independent Auditor's Review Report on the Quarterly and Year to Date Unaudited Standalone Financial Results of Vertex Securities Limited pursuant to the Regulation 33 and Regulation 52 of the SEBI (Listing Obligations and Disclosures Requirements) Regulations, 2015, as amended

To the Board of Directors

Vertex Securities Limited,

1. We have reviewed the accompanying Statement of Unaudited Standalone Financial Results of Vertex Securities Limited ("the Company") for the quarter ended September 30, 2025 and the year to date results for the period April 01, 2025 to September 30, 2025 ("the Statement"), attached herewith, being submitted by the Company pursuant to the requirements of Regulation 33 and Regulation 52 of the SEBI (Listing Obligations and Disclosure Requirements) Regulations, 2015, as amended, ("Listing Regulations") read with relevant circulars issued by SEBI from time to time.
2. This Statement, which is the responsibility of the Company's Management and approved by the Board of Directors, has been prepared in accordance with recognition and measurement principles laid down in Indian Accounting Standard 34 "Interim Financial Reporting" ("IND AS 34"), as prescribed under Section 133 of Companies Act, 2013 read with relevant rules issued there under ("the Act") and other accounting principles generally accepted in India. Our responsibility is to express a conclusion on the Statement based on our review.
3. We conducted our review of the Statement in accordance with the Standard on Review Engagements (SRE) 2410, 'Review of Interim Financial Information Performed by the Independent Auditor of the Entity', issued by the Institute of Chartered Accountants of India. This standard requires that we plan and perform the review to obtain moderate assurance as to whether the Statement is free of material misstatement. A review of interim financial information consists of making inquiries, primarily of persons responsible for financial and accounting matters, and applying analytical and other review procedures. A review is substantially less in scope than an audit conducted in accordance with the Standards on Auditing specified under section 143(10) of the Act, and consequently, does not enable us to obtain assurance that we would become aware of all significant matters that might be identified in an audit. Accordingly, we do not express an audit opinion
4. Based on our review conducted and procedures performed as stated in paragraph 3 above, nothing has come to our attention that causes us to believe that the accompanying Statement, prepared in accordance with the recognition and measurement principles laid down in the aforesaid Indian Accounting Standard and other accounting principles generally accepted in India, has not disclosed the information required to be disclosed in terms of Regulation 33 of



the SEBI (Listing Obligations and Disclosure Requirements) Regulations, 2015, as amended, including the manner in which it is to be disclosed, or that it contains any material misstatement.

Yours truly,

For Deoki Bijay & Co

Chartered Accountants

ICAI FRN: 313105E

Sushil K. Agrawal

CA Sushil Kumar Agrawal


Partner

ICAI membership No: 059051

Place:- Mumbai

Date:- November 11, 2025

ICAI UDIN:- 25059051BMOZXG2524





Independent Auditor's Review Report on Unaudited Consolidated quarterly and Year to Date Financial Results of Vertex Securities Limited pursuant to the Regulation 33 and Regulation 52 of the SEBI (Listing Obligations and Disclosures Requirements) Regulations, 2015


To the Board of Directors

Vertex Securities Limited

1. We have reviewed the accompanying Statement of Unaudited Consolidated Financial Results of Vertex Securities Limited ("the Parent") and its subsidiary (the Parent and its subsidiary together referred to as "the Group"), for the quarter ended September 30, 2025 and the year to date results for the period April 1, 2025 to September 30, 2025 ("the Statement"), being submitted by the Parent pursuant to the requirement of Regulation 33 and Regulation 52 read with of the SEBI (Listing Obligations and Disclosure Requirements) Regulations, 2015, as amended, read with relevant circulars issued by SEBI from time to time.
2. This Statement, which is the responsibility of the Parent's Management and approved by the Parent's Board of Directors, has been prepared in accordance with the recognition and measurement principles laid down in Indian Accounting Standard 34 "Interim Financial Reporting" ("IND AS 34") as prescribed under Section 133 of the Companies Act, 2013 read with relevant rules issued there under and other accounting principles generally accepted in India. Our responsibility is to express a conclusion on the Statement based on our review.
3. We conducted our review of the Statement in accordance with the Standard on Review Engagements (SRE) 2410, Review of Interim Financial Information Performed by the Independent Auditor of the Entity, issued by the Institute of Chartered Accountants of India. This standard requires that we plan and perform the review to obtain moderate assurance as to whether the Statement is free of material misstatement. A review of interim financial information consists of making inquiries, primarily of persons responsible for financial and accounting matters, and applying analytical and other review procedures. A review is substantially less in scope than an audit conducted in accordance with the Standards on Auditing specified under section 143(10) of the Act, and consequently, does not enable us to obtain assurance that we would become aware of all significant matters that might be identified in an audit. Accordingly, we do not express an audit opinion.

We also performed procedures in accordance with the Master circular issued by the SEBI under Regulation 33 (8) of the SEBI (Listing Obligations and Disclosure Requirements) Regulations, 2015, as amended, to the extent applicable.

4. The Statement includes the results of the following entities:



(a) Vertex Commodities and Finpro Private Limited

5. Based on our review conducted and procedures performed as stated in paragraph 3 above, nothing has come to our attention that causes us to believe that the accompanying Statement, prepared in accordance with the recognition and measurement principles laid down in the aforesaid Indian Accounting Standard and other accounting principles generally accepted in India, has not disclosed the information required to be disclosed in terms of Regulation 33 of the SEBI (Listing Obligations and Disclosure Requirements) Regulations, 2015, as amended, including the manner in which it is to be disclosed, or that it contains any material misstatement.

Other Matters

6. We did not review the interim financial results of one subsidiary included in the unaudited consolidated financial results, whose interim financial results and other financial information reflect total assets of Rs. 486.32 lacs as at September 30, 2025 and revenue from operations of 9.48 lacs, Other Income of Nil, total net loss of Rs. 2.61 lacs and total comprehensive loss of INR 2.61 lacs for the quarter ended September 30, 2025 and having revenue from operations of 18.84 lacs, Other Income of Nil, total net profit after tax of Rs. 1.72 lacs and total comprehensive income of INR 1.72 lacs for six months ended September 30, 2025; as considered in the unaudited consolidated financial results. These interim financial results have not been reviewed by us and the unaudited financial statements have been furnished to us by the Management and our report on the Statement, in so far as it relates to the amounts and disclosures included in respect of the subsidiary, is based solely on the unaudited financial statements furnished to us by the Management and the procedures performed by us as stated in paragraph 3 above. Our report on the Statement is not modified in respect of the above matter.

For Deoki Bijay & Co
Chartered Accountants
ICAI FRN: 313105E

Sushil K. Agrawal
CA Sushil Kumar Agrawal

Partner

ICAI membership No: 059051

Place:- Mumbai

Date:- November 11, 2025

ICAI UDIN:- 25059051BMOZXH3490



VERTEX SECURITIES LIMITED
(CIN - L67120KL1993PLC007349)

Regd. Office: 2nd floor, Thottathil Towers, Market Road, Ernakulam, Kochi - 682018.
Tel No. 0484-2384848, Fax No. 0484-2394209, Email. secretarial@vertexbroking.com, Web Site. www.vertexbroking.com
UNAUDITED STATEMENT OF ASSETS AND LIABILITIES AS AT 30TH SEPTEMBER, 2025

	Particulars	STANDALONE	STANDALONE	CONSOLIDATED	CONSOLIDATED
		As at	As at	As at	As at
		30.09.2025	30.09.2024	30.09.2025	30.09.2024
		Rs. In Lakhs	Rs. In Lakhs	Rs. In Lakhs	Rs. In Lakhs
		Unaudited	Unaudited	Unaudited	Unaudited
	Assets				
1	Financial Asset				
(a)	Cash and cash equivalents	150.40	46.93	154.15	50.52
(b)	Bank Balance other than (a) above	596.75	591.75	596.75	591.75
(c)	Receivables				
	(i) Trade Receivables	483.26	617.34	502.90	671.84
	(ii) Other Receivables	-	-	-	-
(d)	Loans	0.50	0.05	342.00	341.55
(e)	Investments	239.18	239.18	3.02	3.02
(f)	Other Financial assets	1,181.23	1,820.87	1,282.21	1,900.92
		2,651.32	3,316.12	2,881.03	3,559.60
2	Non Financial Asset				
(a)	Inventories	-	-	-	-
(b)	Current tax assets (Net)	29.19	27.08	40.92	38.39
(c)	Deferred tax Assets (Net)	5.99	6.00	6.93	6.93
(d)	Property, Plant and Equipment	41.53	41.28	42.87	43.13
(e)	Goodwill on Consolidation	-	-	81.60	81.60
(f)	Other Intangible assets	8.03	9.27	8.03	9.27
(g)	Right of Use Assets	57.89	8.03	57.89	8.03
(h)	Other non-financial assets	94.79	103.29	101.24	110.02
		237.42	194.95	339.48	297.37
	Total assets	2,888.74	3,511.07	3,220.51	3,856.97
	Equity and Liabilities				
1	Liabilities				
1.1	Financial Liabilities				
(a)	Payables				
	(i) Trade Payables				
	(i) total outstanding dues of micro enterprises and small enterprises	-	-	-	-
	(ii) total outstanding dues of creditors other than micro enterprises and small enterprises	1,391.66	1,970.25	1,415.40	2,007.47
	ii) Other Payables				
	(i) total outstanding dues of micro enterprises and small enterprises	-	-	0.32	0.58
	(ii) total outstanding dues of creditors other than micro enterprises and small enterprises	-	-	-	-
(b)	Borrowings (Other than Debt Securities)	460.30	352.72	460.30	352.72
(c)	Subordinated Liabilities	-	-	200.00	200.00
(d)	Lease Liability	60.08	8.49	60.08	-
(e)	Other financial liabilities	29.10	77.85	50.39	94.66
		1,941.14	2,409.31	2,186.49	2,655.43
1.2	Non-Financial Liabilities				
(a)	Current tax liabilities (Net)	-	-	-	-
(b)	Provisions	24.42	18.46	24.42	20.22
(c)	Deferred tax liabilities (Net)	-	-	-	-
(d)	Other non-financial liabilities	29.73	41.42	29.75	50.19
		54.15	59.88	54.17	70.41
	Total liabilities	1,995.29	2,469.19	2,240.66	2,725.84
2	Equity				
	Equity attributable to owners of parent Company				
	Equity share capital	1,480.24	1,480.24	1,480.24	1,480.24
	Minority interest	-	-	150.00	150.00
	Other equity	(586.79)	(438.36)	(650.39)	(499.11)
	Total equity attributable to owners of parent Company	893.45	1,041.88	979.85	1,131.13
	Non controlling interest	-	-	-	-
	Total equity	893.45	1,041.88	979.85	1,131.13
	Total equity and liabilities	2,888.74	3,511.07	3,220.51	3,856.97

For Vertex Securities Ltd.



Ramachandran Unnikrishnan
Managing Director
DIN.00493707

Place : Kochi
Date : 11.11.2025



VERTEX SECURITIES LIMITED
(CIN L67120KL1993PLC007349)


Regd. Office: 2nd floor, Thottathil Towers, Market Road, Ernakulam, Kochi - 682018.

Tel No. 0484-2384848, Fax No. 0484-2394209, Email. secretarial@vertexbroking.com, Web Site. www.vertexbroking.com

STATEMENT OF STANDALONE / CONSOLIDATED UNAUDITED FINANCIAL RESULTS FOR THE QUARTER AND HALF YEAR ENDED 30TH SEPTEMBER, 2025

(Rs. in Lakhs)

PARTICULARS	STANDALONE						CONSOLIDATED						
	3 Months Ended			6 Months Ended			Year Ended	3 Months Ended			6 Months Ended		Year Ended
	30-09-2025	30-06-2025	30-09-2024	30-09-2025	30-09-2024	31.03.2025	30-09-2025	30-06-2025	30-09-2024	30-09-2025	30-09-2024	31.03.2025	
	Unaudited	Unaudited	Unaudited	Unaudited	Unaudited	Audited	Unaudited	Unaudited	Unaudited	Unaudited	Unaudited	Audited	
Income													
Revenue From Operations													
Fees and Commission	150.49	170.37	225.20	320.86	453.63	739.29	150.49	170.37	225.20	320.86	453.63	739.29	
Income from Depository Participant Operations	13.16	7.53	21.15	20.69	35.42	53.76	13.16	7.53	21.15	20.69	35.42	53.76	
Interest Income	16.15	10.00	24.87	26.15	32.37	43.46	25.63	19.37	24.87	44.99	32.37	81.30	
Net gain on fair value changes	(1.27)	1.52	0.17	0.25	0.35	0.69	(1.27)	1.52	0.17	0.25	0.34	1.55	
Other Income	7.14	13.94	3.45	21.09	7.71	26.98	7.14	13.94	19.94	21.09	33.70	35.05	
Total Income	185.67	203.36	274.84	389.04	529.48	864.18	195.15	212.73	291.33	407.88	555.46	910.95	
EXPENSES													
Employee Benefits Expenses	81.73	80.11	81.85	161.83	163.05	311.90	81.73	80.11	81.85	161.83	164.19	313.04	
Finance Costs	8.91	10.79	9.99	19.70	21.73	42.47	8.91	10.79	9.99	19.70	21.73	42.47	
Fees and Commission Expenses	63.56	64.73	102.91	128.29	182.52	304.55	63.56	64.73	102.92	128.29	182.52	304.55	
Depreciation, amortization and impairment	6.97	6.65	6.53	13.63	12.92	26.21	7.12	6.80	6.64	13.92	13.14	26.65	
Impairment on financial instrument	0.07	-	0.05	0.07	0.53	0.90	0.07	0.05	(0.13)	0.13	0.54	0.90	
Other Expenses	59.13	58.88	66.46	118.01	130.07	253.01	71.98	62.20	70.92	134.18	145.43	293.52	
Total Expenses	220.37	221.16	267.79	441.53	510.82	939.04	233.37	224.68	272.19	458.05	527.55	981.13	
Profit / (Loss) Before Exceptional Items and Tax	(34.70)	(17.80)	7.05	(52.49)	18.66	(74.86)	(38.22)	(11.95)	19.14	(50.17)	27.91	(70.18)	
Exceptional Items	-	-	-	-	-	-	-	-	-	-	-	-	
Profit / (Loss) Before Tax	(34.70)	(17.80)	7.05	(52.49)	18.66	(74.86)	(38.22)	(11.95)	19.14	(50.17)	27.91	(70.18)	
Tax Expense													
Current Tax	-	-	-	-	-	-	(0.92)	1.52	-	0.60	-	-	
Deferred Tax	-	-	-	-	-	-	-	-	-	-	-	-	
Excess Provision of Tax for earlier years	-	-	-	-	-	-	-	-	-	-	-	-	
Net Profit/(Loss) for the period from continuing operations	(34.70)	(17.80)	7.05	(52.49)	18.66	(74.86)	(37.30)	(13.47)	19.14	(50.77)	27.91	(70.18)	
Profit / (Loss) from Discontinued Operations before Tax													
Tax Expense of Discontinued Operations	-	-	-	-	-	-	-	-	-	-	-	-	
Net Profit/(Loss) from Discontinued Operations After Tax													
Total Profit / (Loss) for period	(34.70)	(17.80)	7.05	(52.49)	18.66	(74.86)	(37.30)	(13.47)	19.14	(50.77)	27.91	(70.18)	
Other Comprehensive Income/ (Expenses)													
-Total Amount of items that will not be reclassified to profit and loss	-	-	-	-	-	(2.41)	-	-	-	-	-	(2.41)	
Remeasurement of the net defined benefit obligation gain / (loss)	-	-	-	-	-	(2.41)	-	-	-	-	-	(2.41)	
Fair valuation on Equity instrument	-	-	-	-	-	-	-	-	-	-	-	-	
-Income tax relating to items that will not be reclassified to profit or loss	-	-	-	-	-	-	-	-	-	-	-	-	
-Amount of items that will be reclassified to profit and loss	-	-	-	-	-	-	-	-	-	-	-	-	
-Income tax relating to items that will be reclassified to profit or loss	-	-	-	-	-	-	-	-	-	-	-	-	
Total Comprehensive Income	(34.70)	(17.80)	7.05	(52.49)	18.66	(77.27)	(37.30)	(13.47)	19.14	(50.77)	27.91	(72.59)	
Profit / (Loss) attributable to:													
- Owner of the Company	(34.70)	(17.80)	7.05	(52.49)	18.66	(74.86)	(37.30)	(13.47)	19.14	(50.77)	27.91	(70.18)	
- Non-controlling Interest	-	-	-	-	-	-	-	-	-	-	-	-	
Profit / (Loss) for the period / year	(34.70)	(17.80)	7.05	(52.49)	18.66	(74.86)	(37.30)	(13.47)	19.14	(50.77)	27.91	(70.18)	
Total comprehensive income attributable to:													
- Owner of the Company	(34.70)	(17.80)	7.05	(52.49)	18.66	(77.27)	(37.30)	(13.47)	19.14	(50.77)	27.91	(72.59)	
- Non-controlling interest	-	-	-	-	-	-	-	-	-	-	-	-	
Total comprehensive income	(34.70)	(17.80)	7.05	(52.49)	18.66	(77.27)	(37.30)	(13.47)	19.14	(50.77)	27.91	(72.59)	
Paid-up equity share capital (Rs.2 each)	1,480.24	1,480.24	1,480.24	1,480.24	1,480.24	1,480.24	1,480.24	1,480.24	1,480.24	1,480.24	1,480.24	1,480.24	
Basic Earning Per Share of Rs.2/- each (In Rupees)	(0.05)	(0.02)	0.01	(0.07)	0.03	(0.10)	(0.05)	(0.02)	0.026	(0.07)	0.04	(0.10)	
Diluted Earning Per Share of Rs.2/- each (In Rupees)	(0.05)	(0.02)	0.01	(0.07)	0.03	(0.10)	(0.05)	(0.02)	0.026	(0.07)	0.04	(0.10)	



1. The above unaudited financial results were reviewed by the members of the Audit Committee and were approved and taken on record by the Board of Directors at their meeting held on 11 November, 2025
2. The Statutory auditors have carried out a Limited Review of the financials results as required under Regulation 33 of the SEBI (Listing Obligations and Disclosure Requirements) Regulations, 2015.
3. The Company is primarily engaged in a single segment viz. share broking and related activities and therefore the segment reporting is not applicable.
4. In line with the requirements of regulation 47(2) of the listing Regulations, 2015, the results for the quarter and half year ended 30th September, 2025 are available on the website of BSE Limited (URL: www.bseindia.com/corporates) and on the company's website www.vertexbroking.com.
5. The above financial results have been prepared in accordance with the recognition and measurement principles of Ind AS prescribed under Section 133 of the Companies Act, 2013 read with relevant Rules issued there under and other accounting principles generally accepted in India and the guidelines issued by SEBI.
6. Figures have been regrouped and rearranged wherever necessary.

For Vertex Securities Ltd.



Ramachandran Unnikrishnan
Managing Director
DIN No. 00493707



Place : Kochi
Date : 11.11.2025

VERTEX SECURITIES LIMITED
(CIN . L67120KL1993PLC007349)

Regd. Office: 2nd floor, Thottathil Towers, Market Road, Ernakulam, Kochi - 682018.
Tel No. 0484-2384848, Fax No. 0484-2394209, Email. secretarial@vertexbroking.com, Web Site. www.vertexbroking.com
Unaudited Stand Alone Cash Flow Statement for the Half year ended 30th September, 2025

Particulars	For the Half year ended 30th September, 2025	For the Half year ended 30th September, 2024
	(unaudited) Rs. In Lakhs	(unaudited) Rs. In Lakhs
I. Cash Flows from Operating Activities:		
Net Profit Before Tax and Extraordinary Items	(52.49)	18.66
Adjustments to reconcile profit before tax to net cash flows:		
Adjustments for impairment loss reversal of impairment loss recognised in profit or loss	0.07	0.54
Reversal of rent expense on lease liability	(3.55)	(7.64)
Adjustments for depreciation and amortisation expense	13.63	12.92
Remeasurement of the net defined benefit obligation gain / (loss)	-	-
Adjustments for interest income	(26.15)	(32.37)
Bad Debts written off	0.04	0.17
Adjustments for finance costs	19.70	21.73
Adjustments for Changes in Working Capital:		
(Increase) / Decrease in Trade Receivables	(28.73)	(224.22)
Increase / (Decrease) in Trade & Other Payables	(475.71)	(216.53)
(Increase)/decrease in other financial assets	453.92	307.65
(Increase)/decrease in other non-financial assets	10.61	(9.50)
(Increase)/decrease in Inventories	-	-
Adjustments for other bank balances	-	-
Increase / (Decrease) in other financial Liabilities	(2.87)	4.81
Increase/(decrease) in provisions	1.81	2.26
Increase / (Decrease) in non- financial Liabilities	64.65	3.07
Income tax paid (net of refunds)	2.00	(1.27)
Net Cash Flows from Operating Activities	(23.07)	(119.73)
II. Cash Flows from Investing Activities:		
Interest Income	-	-
(Purchase)/ Sale of Fixed Deposits	(5.00)	(0.50)
Loans - (Given)/ Received back	(0.50)	(0.05)
Cash inflow from interest on loans	7.54	7.15
Purchase of Property Plant and Equipment	(10.55)	(2.99)
Addition of Right to Use Asset	(65.21)	-
Deletion of Right to Use Asset	1.06	-
Purchase of Intangible Asset	-	-
Net Cash Flows from Investing Activities	(72.66)	3.61
III. Cash Flows from Financing Activities:		
Borrowings other than debt securities issued/ (Redeemed) (net)	120.02	64.77
Repayment of Subordinated Liabilities	-	-
Finance cost paid	(16.16)	(21.00)
Net Cash Flows from Financing Activities	103.86	43.78
Net Increase or (Decrease) in Cash and Cash Equivalents (I + II + III)	8.13	(72.34)
- Add: Cash and Cash Equivalents at Beginning of the year	142.27	119.27
Cash and Cash Equivalents at End of the Quarter	150.40	46.93
Note:		
Cash and Cash Equivalents		
- Cash in Hand	1.77	1.85
- Balances with Banks		
- In Current Accounts	148.63	45.08
Total	150.40	46.93

For Vertex Securities Ltd.



Ramachandran Unnikrishnan
Managing Director
DIN.00493707

Place : Kochi
Date : 11.11.2025



VERTEX SECURITIES LIMITED			
(CIN . L67120KL1993PLC007349)			
Regd. Office: 2nd floor, Thottathil Towers, Market Road, Ernakulam, Kochi - 682018.			
Tel No. 0484-2384848, Fax No. 0484-2394209, Email. secretarial@vertexbroking.com, Web Site. www.vertexbroking.com			
Unaudited Consolidated Cash Flow Statement for the Half year ended 30th September, 2025			
Particulars	For the Half year	For the Half year	
	ended 30th	ended 30th	
	September, 2025	September, 2024	
	(unaudited)	(unaudited)	
	Rs. In Lakhs	Rs. In Lakhs	
I. Cash Flows from Operating Activities:			
Net Profit Before Tax and Extraordinary Items	(50.17)	27.91	
Adjustments for:			
Reversal of Rent Expense on Lease Liability	(3.55)	(7.64)	
Adjustments for impairment loss reversal of impairment loss recognised in profit or loss	0.13	0.54	
Depreciation	13.92	13.14	
Baddebt Written off	0.04	0.17	
Remeasurement of the net defined benefit obligation gain / (loss)	-	-	
Interest Income	(44.99)	(51.43)	
Adjustments for finance costs	19.70	21.73	
Adjustments for Changes in Working Capital:			
(Increase) / Decrease in Trade Receivables	6.06	(223.97)	
Increase / (Decrease) in Trade & Other Payables	(489.14)	(223.53)	
(Increase)/decrease in other financial assets	465.40	307.89	
(Increase)/decrease in other non-financial assets	10.46	(10.74)	
Adjustments for other bank balances	-	-	
Increase / (Decrease) in other financial Liabilities	(20.50)	7.33	
Increase/(decrease) in provisions	1.81	2.26	
Increase / (Decrease) in non- financial Liabilities	64.62	3.12	
Income tax paid (net of refunds)	0.12	(3.18)	
Net Cash Flows from Operating Activities	(26.09)	(136.404)	
II. Cash Flows from Investing Activities:			
Interest Income	-	-	
(Purchase)/ Sale of Fixed Deposits	(5.00)	(0.50)	
Loans - (Given)/ Received back	(0.50)	(0.05)	
Cash inflow from interest on loans	9.42	9.84	
Purchase of Property Plant and Equipment	(10.55)	(3.00)	
Addition of Right to Use Asset	(65.21)	-	
Deletion of Right to Use Asset	1.06	-	
Purchase of Intangible Asset	-	-	
Net Cash Flows from Investing Activities	(70.78)	6.29	
III. Cash Flows from Financing Activities:			
Borrowings other than debt securities issued/ (Redeemed) (net)	120.02	64.77	
Finance cost paid	(16.16)	(20.99)	
Redemption of Preference Shares	-	-	
Net Cash Flows from Financing Activities	103.86	43.78	
Net Increase or (Decrease) in Cash and Cash Equivalents (I + II + III)	6.99	(86.34)	
- Add: Cash and Cash Equivalents at Beginning of the year	147.16	136.86	
Cash and Cash Equivalents at End of the Year	154.15	50.52	
Note:			
Cash and Cash Equivalents			
- Cash in Hand	1.78	1.86	
- Balances with Banks			
- In Current Accounts	152.37	48.66	
Total	154.15	50.52	

For Vertex Securities Ltd.



Ramachandran Unnikrishnan
Managing Director
DIN.00493707

Place : Kochi
Date : 11.11.2025

