

Ref.: MTL/SEC/2024-25/102

Date: 12th February, 2025

| | |
|---|---|
| To, The Manager (Listing) BSE Limited, Floor 25, P.J. Towers, Dalal Street, Mumbai-400001 Scrip Code: 511768 | To National Stock Exchange of India Ltd, Exchange Plaza, Bandra Kurla Complex, Bandra (East), Mumbai- 400051 Symbol: MASTERTR |
|---|---|

Subject: GLIMPSE OF FINANCIAL PERFORMANCE AND HIGHLIGHTS FOR THE QUARTER AND NINE MONTHS ENDED DECEMBER 31, 2024

In pursuance to the provisions of Regulations 30 of SEBI (Listing Obligations and Disclosure Requirements) Regulations, 2015, please find attached herewith Glimpse of Financial Performance and highlights for the Quarter and nine months ended December 31, 2024.

You are requested to take the above information on your records.

Thanking You

Yours Faithfully

For Master Trust Limited

Vikas Gupta
Company Secretary and Compliance Officer
FCS 12192

Encl.: as above

MASTER TRUST LIMITED

CIN : L65991PB1985PLC006414

Regd. Office: Master Chambers, SCO 19, 3rd Floor, Feroze Gandhi Market, Ludhiana, Punjab-141 001 • Tel.: 0161-5043500

Corporate Office: 1012, 10th Floor, Arunachal Building, 19, Barakhmba Road, New Delhi -110001 • Tel.: 011-42111000

E-mail: secretarial@mastertrust.co.in • Website: www.mastertrust.co.in

www.mastertrust.co.in

MASTER TRUST LIMITED



INVESTOR PRESENTATION

Q3 FY2024-25

Results Declared on 12th Feb, 2025



Table of Contents



03 About mastertrust

05 Snapshot of Accomplishments and Highlights

07 Presence Across India

09 Awards & Accolades

11 Our Journey

13 Building a One-Stop Solution

15 Visionary Leadership Team

17 Wide range of Trading & Investment Solutions

19 Online & Offline Broking Share Ratio

21 Financial Highlights

27 Agnik – Our New Mobile App

29 NSE Listing

31 Fostering Workforce Excellence

33 Exploring Growth & Servicing Opportunities

About mastertrust



Pioneering Excellence in Financial Services

With a legacy spanning 39+ years, mastertrust has established itself as a leader in the financial services sector, serving a diverse clientele, offering a comprehensive array of bespoke, research backed trading and investment solutions- from equities and derivatives to currencies, commodities and more—the Company embodies a commitment to tailored excellence and innovation.

Snapshot of Accomplishments and Highlights

Snapshot of Accomplishments and Highlights



39+
Years of Professional
Services



53
Branches across
India



1200+
Employees



22
Presence across states



1000+
Business Partners

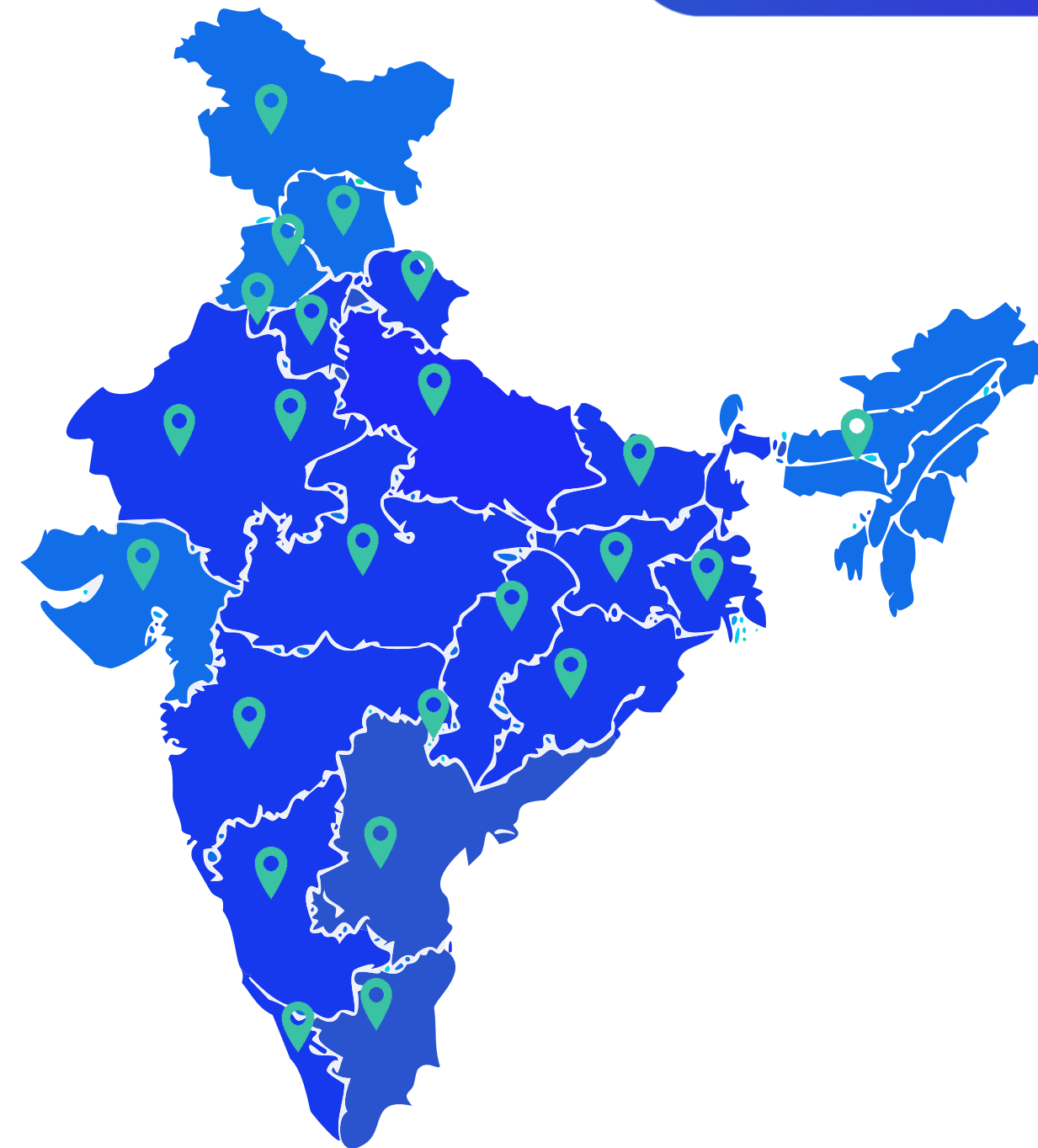


4,15,000+
Registered Customers

Presence Across India

Presence Across India

| | |
|-------------------|----------------|
| Andhra Pradesh | Karnataka |
| Assam | Madhya Pradesh |
| Bihar | Maharashtra |
| Chandigarh | Orissa |
| Chhattisgarh | Punjab |
| Delhi | Rajasthan |
| Gujarat | Tamil Nadu |
| Haryana | Telangana |
| Himachal Pradesh | Uttar Pradesh |
| Jammu and Kashmir | Uttarakhand |
| Jharkhand | West Bengal |



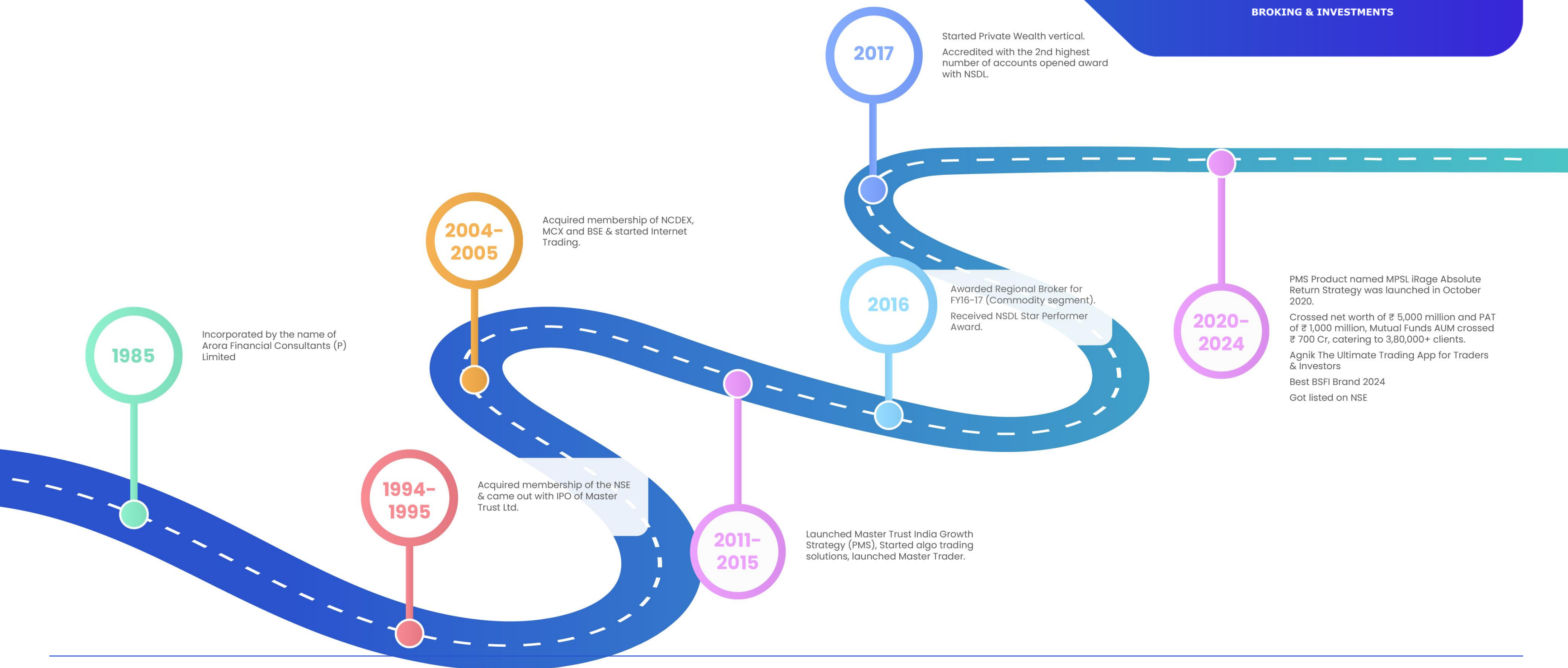
Awards & Accolades

Awards & Accolades



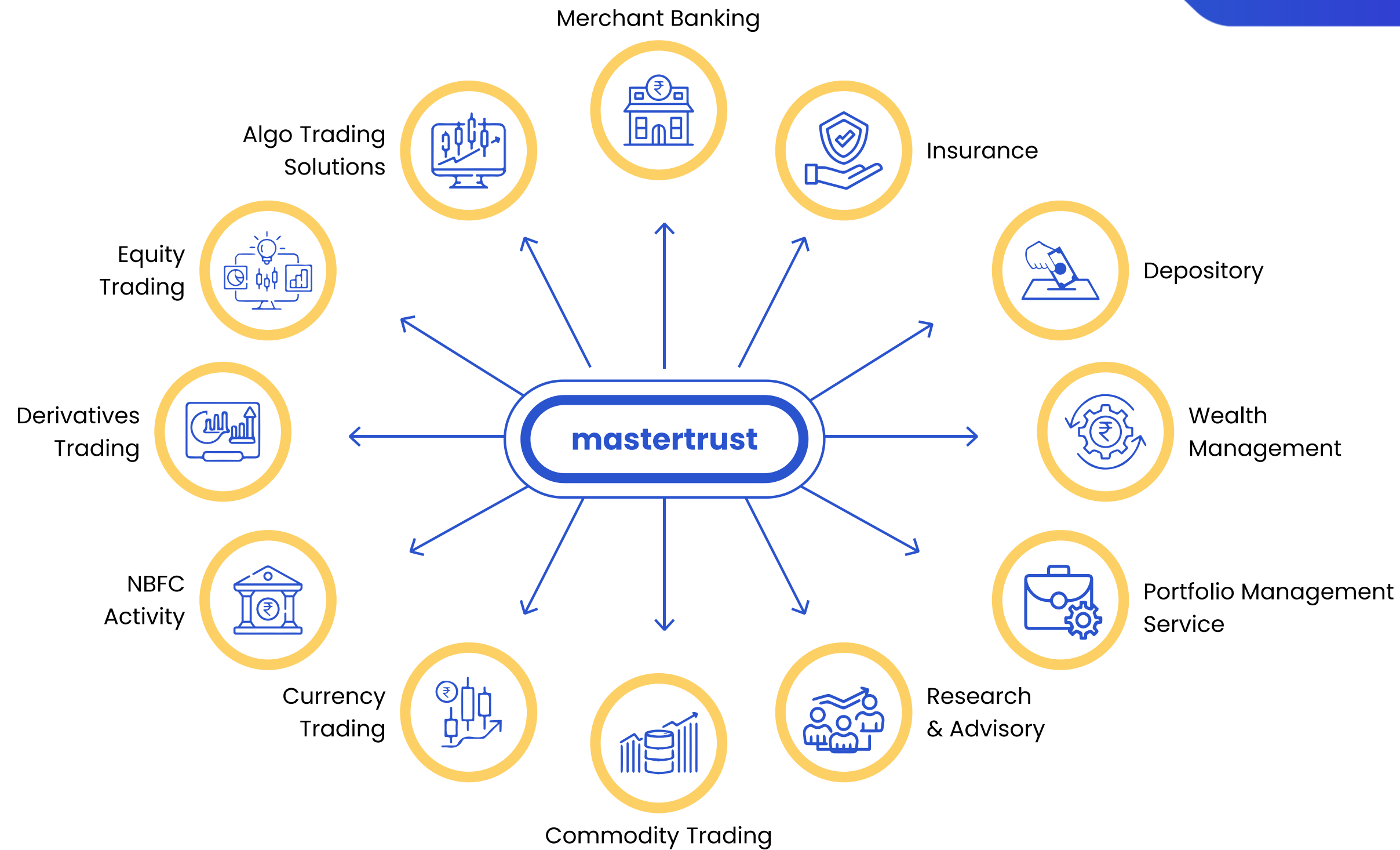
Our Journey

Our Journey



Building a One-Stop Solution

Building a One-Stop Solution



Visionary Leadership Team

Visionary Leadership Team



Mr. Harjeet Singh Arora

Managing Director – Master Trust Ltd and Master Capital Services Limited

Mr. Arora founded the Master Trust Group in 1985 under the name of Arora Financial Consultants Private Ltd. He holds over 41 years of experience in corporate finance, capital markets and financial advisory services.

A Chartered Accountant and a Company Secretary by qualification, his vision of bringing all financial services under one roof is what has made the Group achieve so much in the last 38 years.



Mr. Rajinder Kumar Singhania

Managing Director – Master Capital Services Limited

Mr. Singhania is the co-founder of the Group with over 41 years of rich experience in finance, M&A and taxation. A Chartered Accountant by qualification, he is a calculated risk-taker with deep industry knowledge and heads the corporate strategy, finance and risk verticals of the Group.



Mr. Gurmeet Singh Chawla

Managing Director – Master Portfolio Services Limited

Mr. Chawla runs the portfolio management vertical for the Group. He has over 31 years of experience in capital markets and corporate finance. His expertise includes general business management and IT systems and solutions.



Mr. Harinder Singh

Whole-Time Director – Master Capital Services Limited

Mr. Singh heads the secondary market operations for the Group. He has spent over 31 years with the organisation, embracing the core values of integrity, growth, and innovation. He has ensured streamlined processes and increased business performance.



Mr. Pavan Kumar Chhabra

Director – Master Capital Services Limited

Mr. Chhabra is a veteran in the investment banking and institutional broking business. A qualified Chartered Accountant, he has over 33 years of rich experience in financial markets. His eye for detail comes from his interest in delving deep into data and forensic audit.



Mr. Puneet Singhania

Whole-Time Director – Master Capital Services Limited

Mr. Singhania looks after the strategic initiatives of the Group. He is a seasoned MBA and CFA® charter holder with a prior experience in equity research and proprietary trading desk. His background in equity research and proprietary trading desk experiences has equipped him with substantial energy and dedication towards his work.



CA Jashan Arora

Whole-Time Director – Master Capital Services Limited

Mr. Arora joined the group in September 2010 and since then has been instrumental in expanding broking business in Delhi NCR region, East and South India. He is involved in the group's key decision-making, majorly focusing on proprietary algo trading, wealth & treasury management for the group.



Ms. Palka Arora Chopra

Director – Master Capital Services Limited

Ms. Chopra, with over 17 years of experience in financial services is an expert in the topics of Equity Research, Brand & Communication, and Customer Relationship Management. She has a Masters in Finance & Investment and has shaped customer focussed strategies to enhance the Company's approach to meeting diverse financial goals.

Wide Range of Trading & Investment Solutions

Wide Range of Trading & Investment Solutions



mastertrust offers a wide range of Wealth Products & Trading Solutions.



Online Trading

- Instant Trading & Demat Account
- Trading in Equity, Currency & Commodity
- Personalised Pricing Plans
- Reports & Analysis



Mutual Funds

- Access to Top Mutual Funds
- Expert Assistance
- Reports & Analysis



Insurance

- Compare & Buy from the bucket of the leading Insurance products
- Life, Health & General Insurance



Fixed Income Securities

- Tax Free bonds, PSU & Corporate Bonds, Sovereign Gold Bonds & Corporate FDs



PMS

- Personalised Assistance
- In-House & Outsourced products
- Market & Research based products

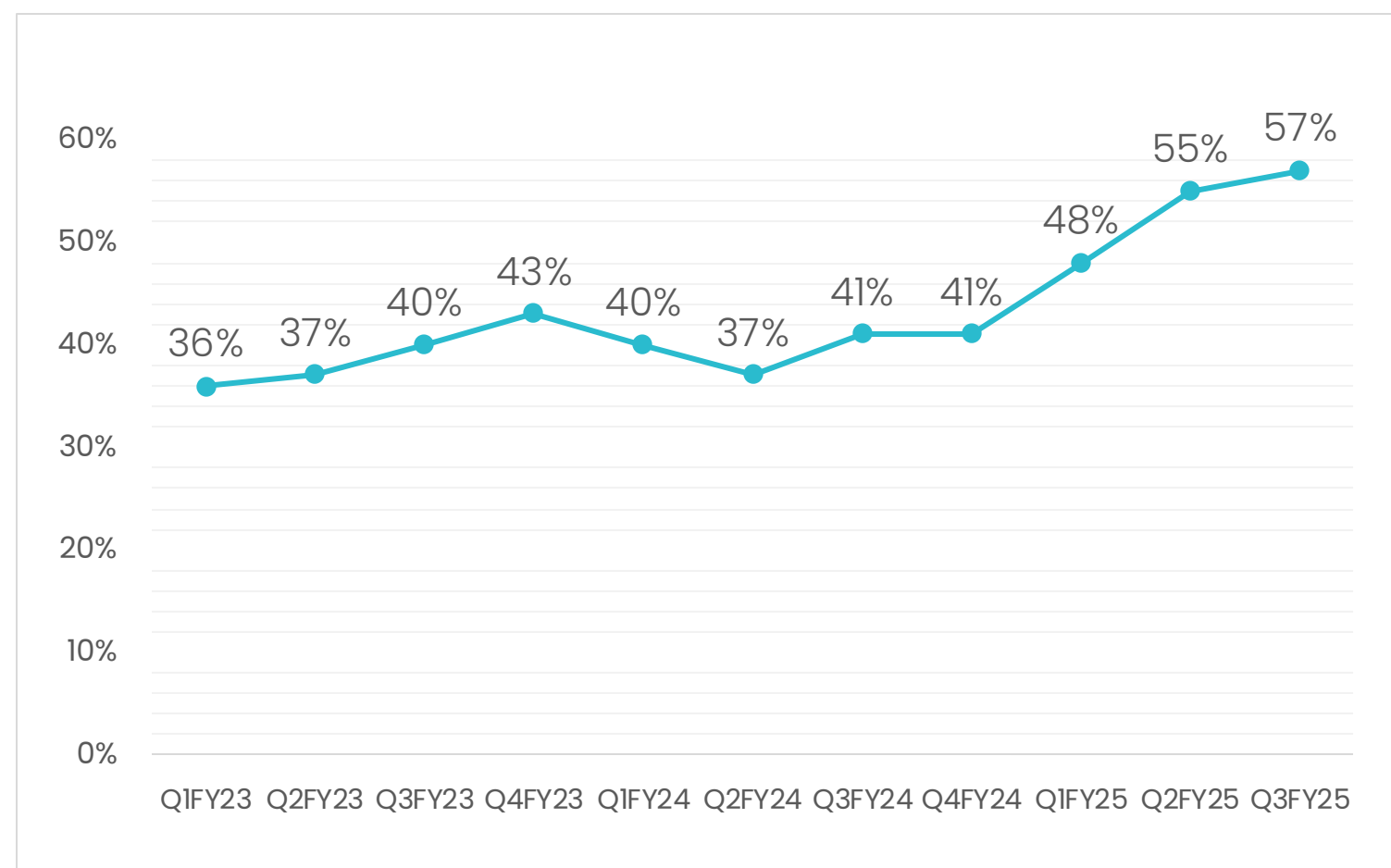


Structured Products

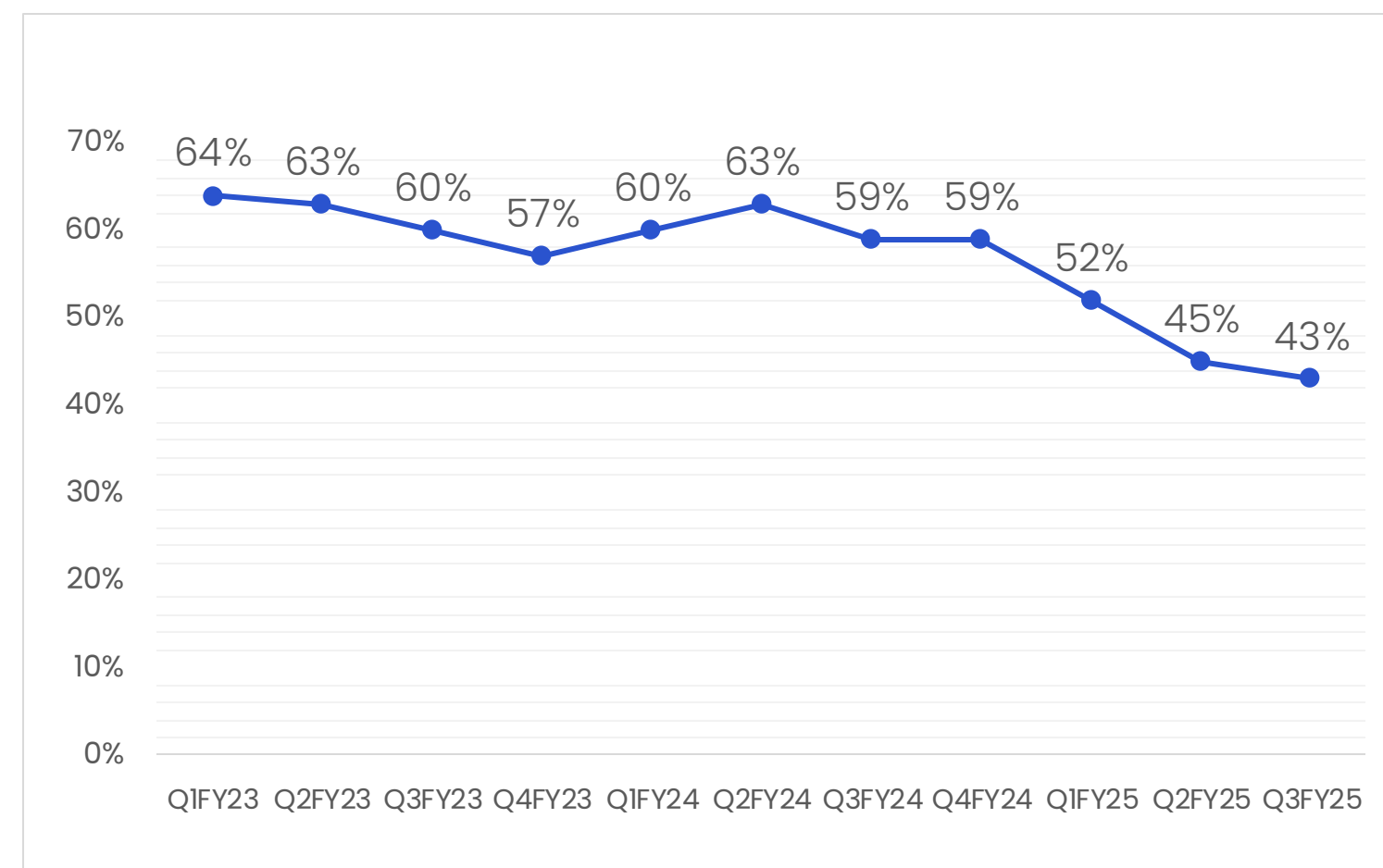
- Real estate funds & private equity

Online & Offline Broking Ratio

Online & Offline Broking Ratio



— Online



— Offline

Financial Highlights

Consolidated Financial Highlights








(In Rs. Millions)

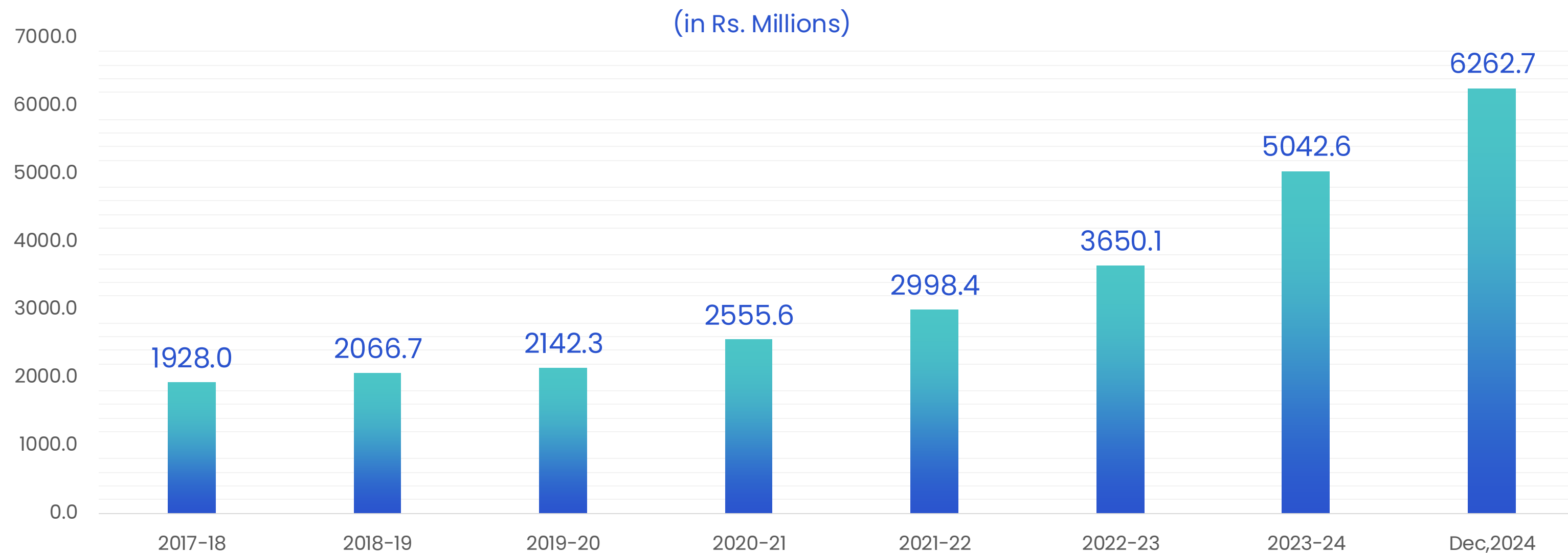
| Particulars | Quarter Ended 31st December, 2024 | Quarter Ended 31st December, 2023 | Nine Months Ended 31st December, 2024 | Nine Months Ended 31st December, 2023 |
|-------------------|--------------------------------------|--------------------------------------|--|--|
| Total Income | 1478.8 | 1236.6 | 4619.6 | 3363.8 |
| EBITDA | 641.8 | 525.6 | 1902.5 | 1351.7 |
| Profit Before Tax | 472.7 | 366.4 | 1413.0 | 920.4 |
| Profit After Tax | 351.5 | 277.4 | 1066.9 | 702.1 |
| EPS (In Rs.) | 3.2 | 2.6 | 9.6 | 6.5 |

EPS is calculated on Face Value of Rs. 1 each per share.*

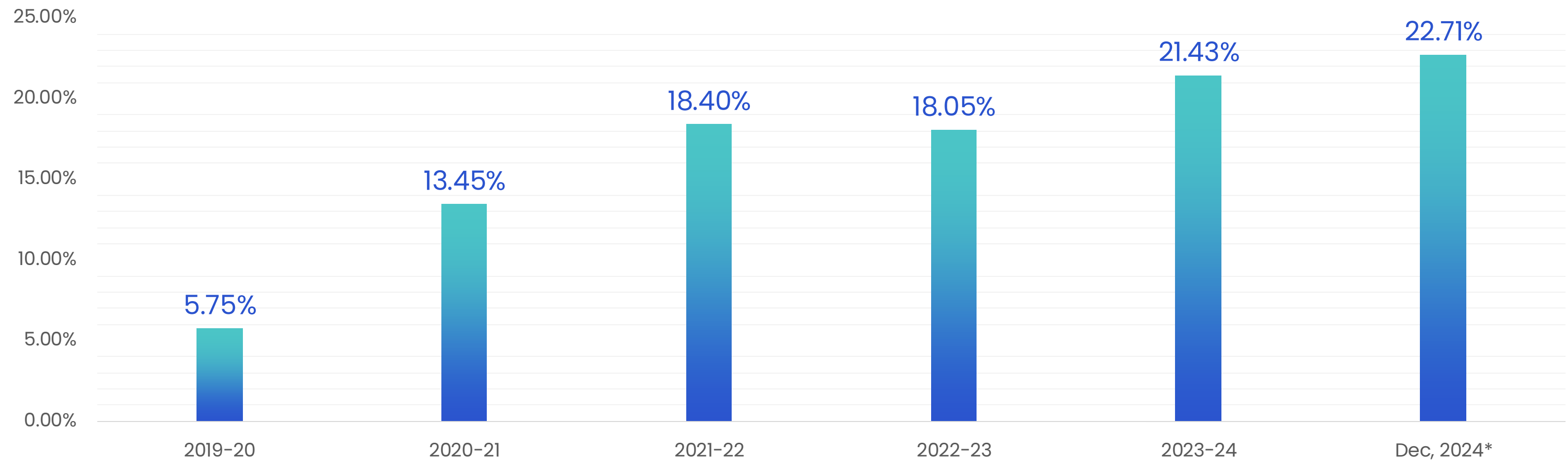
Consolidated Growth Numbers

| | | From Q3FY24 to Q3FY25 | From 9MFY24 to 9MFY25 |
|---|---------------------------|--------------------------|--------------------------|
|  | Total Income Increased By | 19.6% | 37.3% |
|  | EBITDA Increased By | 22.1% | 40.7% |
|  | PBT Increased By | 29.0% | 53.5% |
|  | PAT Increased By | 26.7% | 52.0% |
|  | EPS Increased By | 23.1% | 47.7% |

Consolidated Net Worth



Return on Equity (ROE)

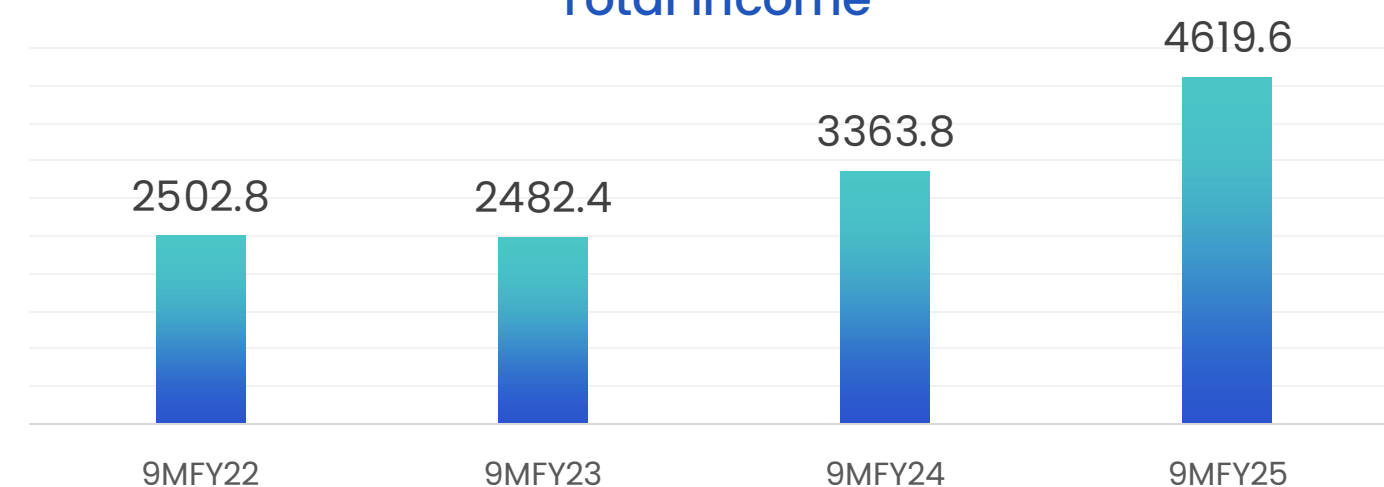


*Annualized

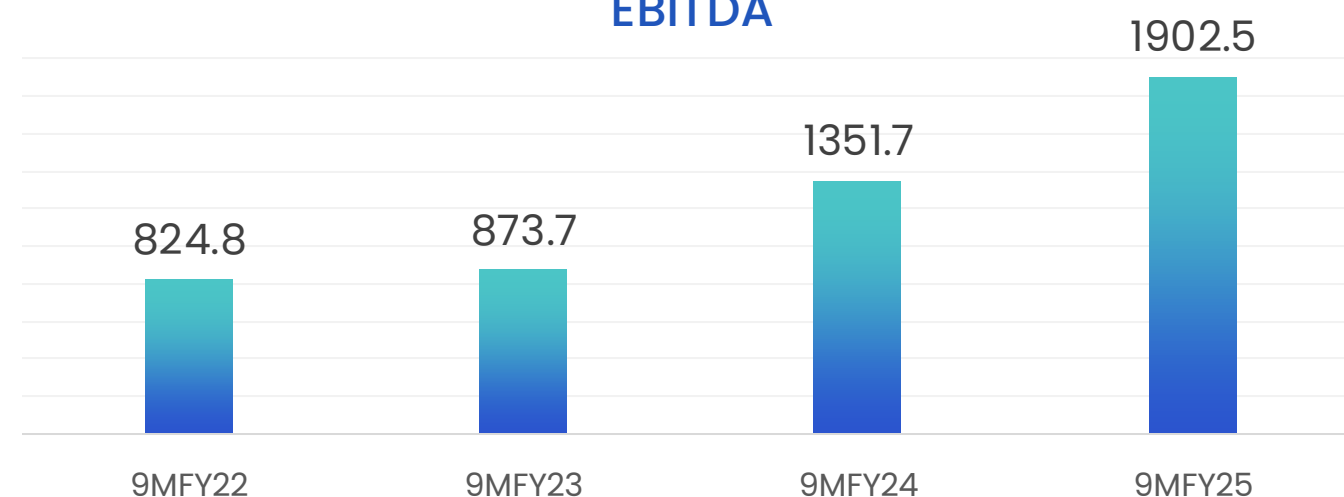
Consolidated Financial (In Rs. Millions)



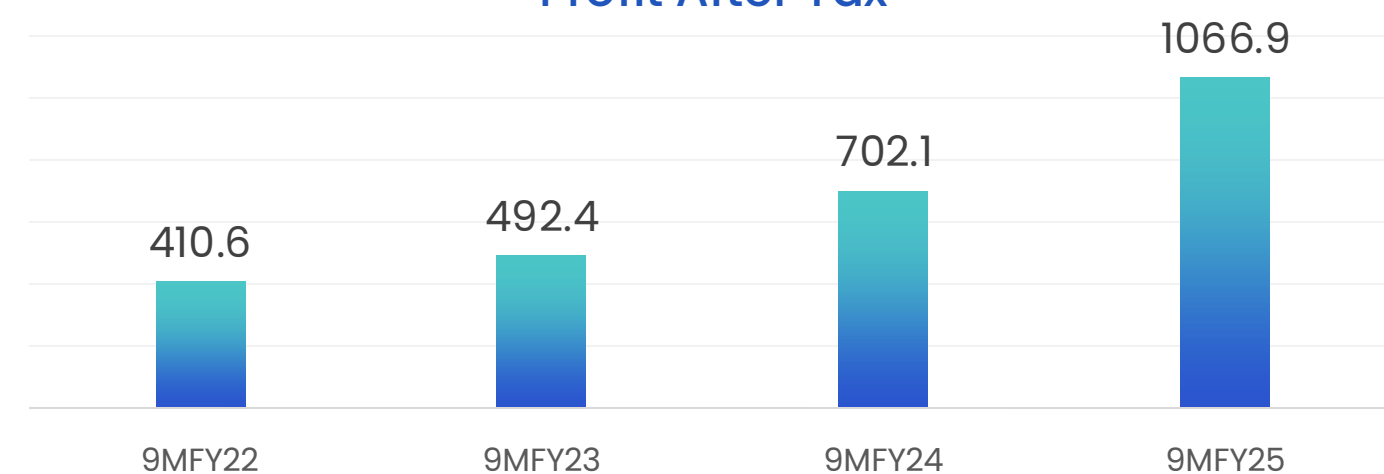
Total Income



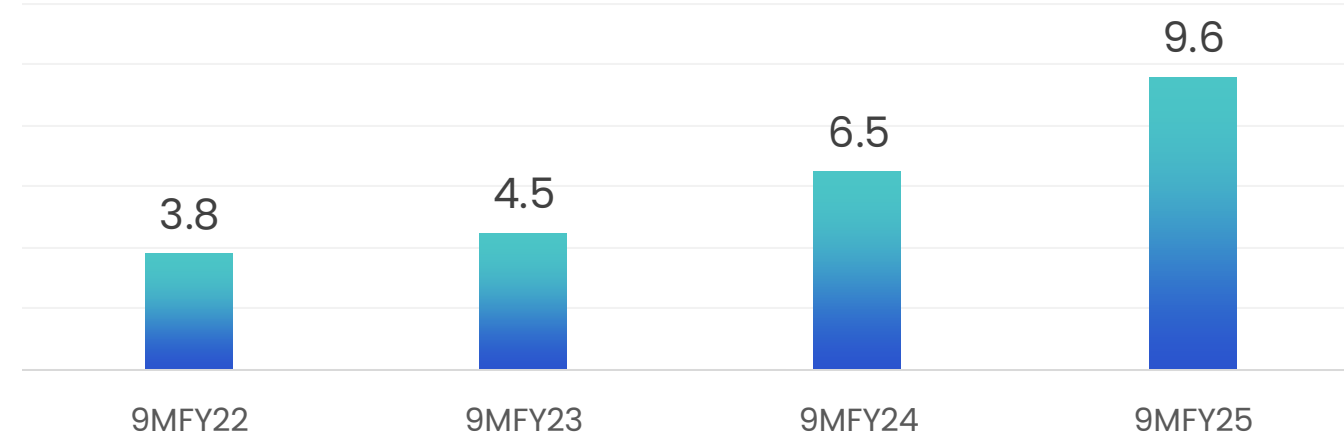
EBITDA



Profit After Tax



EPS* (in Rs.)



*EPS is calculated on Face Value of Rs. 1 each per share.



Agnik™ – Our New Mobile App



Quarter 3 FY2024-25 Highlight : Delivering the Future of Trading

Delighted to announce the successful achievement of a key milestone in our 2024 journey: The launch of our cutting-edge Trading App Agnik.

The app embodies our mission to innovate and elevate the trading experience, offering:

- Seamless Interface
- Customised Watchlist
- Easy order Entry
- Track Your Investments

BanoSmart
KaroStart

NSE Listing

NSE Listing

Master Trust Limited Listed on the  **NSE** on **12'Nov 2024**



Fostering Workforce Excellence

Fostering Workforce Excellence

Diwali Celebrations



Talent Shows



Social Responsibility Initiatives



Office Outings



Exploring Growth & Servicing Opportunities

Exploring Growth & Servicing Opportunities

This quarter, StreetXperts[®] was able to collaborate and bring more seminars and webinars for our audience.

StreetXperts[®] democratizes financial knowledge with extensive resources & immersive workshops. During this quarter we were able to dive into topics like taxation, algorithmic trading & investing in NSE Indices. Our thoughtfully crafted webinars aim to simplify these complex subjects and are being led by seasoned Financial Experts. Our initiative empowers clients to navigate the intricacies of finance confidently & help build a secure & robust financial future.

Webinar were held on :

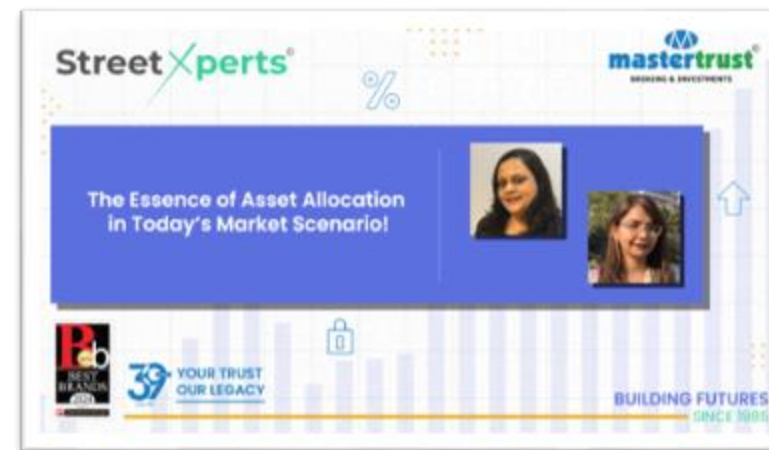
Thursday, 27 September 2024



StreetXperts | How to analyse Chart Patterns | mastertrust

Webinar were held on :

Thursday, 03 October 2024



StreetXperts | The Essence of Asset Allocation in Today's Market Scenario! | mastertrust

Webinar were held on :

Thursday, 24 October 2024



StreetXperts | Market Outlook for New Samvat 2081 | mastertrust

[®]
StreetXperts

This information may contain certain forward-looking statements/details in the current scenario and contains selected information about the activities of “Master Trust Limited” (the “Company”) and its subsidiaries (the “Group”) as at the date of the presentation. It does not purport to present a comprehensive overview of the Group or contain all the information necessary to evaluate an investment in the Company. This is for information purposes only and is not a prospectus, disclosure document or other offering document under any law, nor does it form part of any present or future invitation, recommendation or offer to purchase or sell securities of the Group in any jurisdiction. No part of this information, nor the fact of its distribution, should form the basis of, or be relied on in connection with any contract or commitment or investment decision whatsoever. In addition, as this contains general, summary and selected information about the Group, it may omit material information about the Group and is not a complete description of the Group’s business and the risks relating to it. Therefore, this information should not form the basis of any investment decision to purchase or sell the Group’s securities. The Company under takes no obligation to publicly update or revise any of the opinions or forward looking statements expressed in this section, consequent to new information, future events or otherwise.

Thank You

Call us at

080-69991111

Write to us

helpdesk@mastertrust.co.in

Registered Office

Master Trust Limited
Master Chambers, SCO-19, Feroze Gandhi Market,
Ludhiana-141001

Corporate Office

1012, 10th Floor, Arunachal Building, 19,
Barakhamba Road, New Delhi-110001



Download Now

