

# GOLD ROCK INVESTMENTS LIMITED

CIN NO.: L65990MH1978PLC020117

Regd. Off.: 507, 5th Floor, Plot No. 31, 1, Sharda Chamber, Narsi Natha Street, Bhat Bazar  
Masjid, Chinchbunder Mumbai-400009

Tel.:022-49734998 E-mail id: [goldrockinvest@yahoo.co.in](mailto:goldrockinvest@yahoo.co.in) Website: [www.goldrockinvest.in](http://www.goldrockinvest.in)

12<sup>th</sup> November 2025

To,  
Corporate Services Department,  
BSE Limited, P J Towers,  
Dalal Street,  
Mumbai-400 001

**BSE CODE: 501111**

**Subject:- Outcome of the Board Meeting held on November 12, 2025 and Unaudited Standalone Financial Results of the Company for the quarter and half year ended September 30, 2025.**

Dear Sir/Madam,

We wish to inform you that the Board of Directors of the Company at its meeting held today i.e. on Wednesday, November 12, 2025 has inter-alia, considered and approved the Unaudited Standalone Financial Results for the quarter and half year ended September 30, 2025, as recommended by the Audit Committee.


Pursuant to Regulations 30 and 33 of SEBI (Listing Obligations and Disclosure Requirements), Regulations, 2015 ("Listing Regulations"), we are enclosing Unaudited Standalone Financial Results for the quarter and half year ended September 30, 2025 along with Limited Review Report of M/s Rajeev Sharma & Associates Chartered Accountants (FRN: 004849C) on the Unaudited Standalone Financial Results for the quarter and half ended September 30, 2025 along with Statements of Assets and Liabilities and Cash Flow Statement as on date,


The Board meeting commenced at 4:00 p.m. and concluded at 5:00 p.m.

This intimation is submitted for your information and record.

Thanking you,  
Yours faithfully,

**For Gold Rock Investments Limited**

  
**Alok Mukherjee**  
(Managing Director)  
Din No. 00186055  
Encl.: as above



**Alok  
Mukherjee**

Digitally signed by  
Alok Mukherjee  
Date: 2025.11.12  
17:29:19 +05'30'

**Annexure A**



---

**Independent Auditor's Review Report on the Unaudited Standalone Financial Results for the Quarter and Half Year ended September 30, 2025 of Gold Rock Investments Limited pursuant to the Regulation 33 of the SEBI (Listing Obligations and Disclosure Requirements) Regulations, 2015, as amended.**

Review Report to,  
**The Board of Directors,  
Gold Rock Investments Limited**

**1. Introduction**

We have reviewed the accompanying statement of unaudited standalone financial results of Gold Rock Investments Limited ("the Company") for the quarter and half year ended September 30, 2025 together with related notes thereon (the "Statement") attached herewith, being submitted by the Company pursuant to the requirements of Regulation 33 of the SEBI (Listing Obligations and Disclosure Requirements) Regulations, 2015, as amended ("the Listing Regulations").

This statement, which is responsibility of the Company's management and has been approved by the Board of Directors of the Company, has been prepared in accordance with the recognition and measurement principles laid down in Indian Accounting Standard 34, (Ind AS 34) "Interim Financial Reporting" prescribed under Section 133 of the Companies Act, 2013, as amended, read with relevant rules issued thereunder and other accounting principles generally accepted in India and in compliance with Regulations 33 of the Listing Regulations. Our responsibility is to express a conclusion on the Statement based on our review.

**2. Scope of Review**


We conducted our review of the Statement in accordance with the Standard on Review Engagements (SRE) 2410, "Review of Interim Financial Information Performed by the Independent Auditor of the Entity" issued by the Institute of Chartered Accountants of India. This standard requires that we plan and perform the review to obtain moderate assurance as to whether the Statement is free of material misstatement. A review is limited primarily to inquiries of company personnel and analytical procedures applied to financial data and thus provides less assurance than an audit. We have not performed an audit and accordingly, we do not express an audit opinion.



### 3. Conclusion

Based on our review conducted and procedures performed as stated in paragraph 2 above, nothing has come to our attention that causes us to believe that the accompanying Statement, prepared in accordance with the recognition and measurement principles laid down in the applicable Indian Accounting Standards ('Ind AS') specified under Section 133 of the Companies Act, 2013 as amended, read with relevant rules issued thereunder and other recognized accounting practices and policies has, not disclosed the information required to be disclosed in terms of the Regulation 33 of the SEBI (Listing Obligations and Disclosure Requirements) Regulations, 2015, read with the Circular, including the manner in which it is to be disclosed, or that it contains any material misstatement.

**For Rajeev Sharma & Associates**  
**Chartered Accountants**  
**FRN: 004849C**

  
**CA Kshitij Sharma**  
**Partner**

**M. No. 432185**

**Date: 12.11.2025**

**Place: Noida, Uttar Pradesh**

**UDIN: 25432185BMKWYX9729**



**GOLD ROCK INVESTMENTS LIMITED**

CIN NO.: L65990MH1978PLC020117

Registered Office: 507, 5th Floor Plot No. 31, 1, Sharda Chamber, Narsi Natha Street, Bhat Bazar, Masjid, Chinchbunder, Mumbai-400009

Tel.:022-49734998 E-mail id: goldrockinvest@yahoo.co.in web site: www.goldrockinvest.in

**STATEMENT OF UNAUDITED STANDALONE FINANCIAL RESULTS FOR THE QUARTER AND HALF YEAR ENDED 30TH SEPTEMBER, 2025**

All amounts are in Rs. Lakhs (except EPS)


Particulars	STANDALONE					
	Quarter ended			Half Year Ended		Year Ended
	30-Sept.- 2025 (Unaudited)	30-June- 2025 (Unaudited)	30-Sept.- 2024 (Unaudited)	30-Sept.- 2025 (Unaudited)	30-Sept.- 2024 (Unaudited)	31-March- 2025 (Audited)
<b>Revenue From Operations</b>						
(a) Interest Income	145.46	124.63	106.37	270.09	199.09	434.37
(b) Dividend Income	9.03	7.85	31.90	16.88	39.71	47.11
(c) Profit on Sale of Fixed Assets	-	-	-	-	-	-
(d) Profit on Sale of Investment	(12.57)	7.90	9.60	(4.67)	549.14	64.58
(e) Profit on Sale of Long Term Investments* (Please see note-5)	2.34	273.67	63.06	276.01		1,976.45
<b>Total Revenue from Operations</b>	<b>144.25</b>	<b>414.05</b>	<b>210.92</b>	<b>558.30</b>	<b>787.94</b>	<b>2,522.51</b>
Other Income		-				-
<b>Total Income</b>	<b>144.25</b>	<b>414.05</b>	<b>210.92</b>	<b>558.30</b>	<b>787.94</b>	<b>2,522.51</b>
<b>Expenses</b>						
(a) Finance cost	1.33	1.44	2.41	2.77	4.23	10.17
(b) Employees benefit expense	8.73	7.81	7.66	16.54	15.40	30.91
(c) Depreciation and amortization expense	3.88	3.78	4.18	7.66	8.31	16.58
(d) Other expenses	24.10	42.91	18.14	67.01	45.41	107.72
(e) Corporate social responsibility expenses	-	-	-	-	-	7.63
<b>Total Expenses</b>	<b>38.04</b>	<b>55.94</b>	<b>32.38</b>	<b>93.98</b>	<b>73.35</b>	<b>173.00</b>
<b>Profit Before Tax</b>	<b>106.21</b>	<b>358.11</b>	<b>178.54</b>	<b>464.32</b>	<b>714.59</b>	<b>2,349.50</b>
<b>Less: Tax expense</b>						
(a) Current Year Tax	-	-	-	-	-	225.00
(b) MAT Credit Entitlement	-	-	-	-	-	-
(c) Earlier Year Tax	-	-	-	-	-	(0.44)
(d) Deferred Tax	-	-	-	-	-	0.57
<b>Total Tax Expenses</b>	<b>-</b>	<b>-</b>	<b>-</b>	<b>-</b>	<b>-</b>	<b>225.12</b>
<b>Profit After Tax (A)</b>	<b>106.21</b>	<b>358.11</b>	<b>178.54</b>	<b>464.32</b>	<b>714.59</b>	<b>2,124.38</b>
<b>Other Comprehensive Income</b>						
(i) Items that will not be reclassified to profit or loss:						
-Actuarial gain /(Loss) on defined employees benefit Plans						
Changes IN fair valuation of equity instruments	(1,141.50)	96.51	1,625.03	(1,044.98)	(2,580.58)	(619.04)
(ii) Income Tax relating to items that will not be reclassified to Profit & Loss	114.15	(9.65)	(162.50)	104.50	258.06	61.90
<b>Other Comprehensive Income (B)</b>	<b>(1,027.35)</b>	<b>86.86</b>	<b>1,462.53</b>	<b>(940.48)</b>	<b>(2,322.53)</b>	<b>(557.14)</b>
<b>Total Comprehensive Income (A+B)</b>	<b>(921.14)</b>	<b>444.97</b>	<b>1,641.07</b>	<b>(476.16)</b>	<b>3,037.12</b>	<b>1,567.24</b>
Paid-up equity share capital (Face value of Rs.10/- each)	78.56	78.56	78.56	78.56	78.56	78.56
<b>Earnings per share* (Please see note-5)</b>						
(of Rs. 10/- each) (not annualised for the Quarter)						
(a) Basic	13.52	45.58	22.73	59.10	90.96	270.42
(b) Diluted	13.52	45.58	22.73	59.10	90.96	270.42



Notes :	
1	The above financial results of Gold Rock Investments Limited (hereinafter referred to as "the Company") for the half year ended As on September 30, 2025 have been reviewed by the Audit Committee and subsequently approved by the Board of Directors of the Company at their respective meetings held on 12th November, 2025 and are reviewed by the statutory auditors of the company pursuant to the requirement of Regulations 33 of the SEBI (Listing Obligations and Disclosure Requirements) Regulations, 2015 (as amended) including relevant circulars issued by SEBI from time to time.
2	The Company is a Non Banking Financial Company and has no activities other than those of an investment company. Accordingly there are no separate reporting segments as in Ind AS 108 "Operating Segment".
3	This Standalone Audited Financial Results has been prepared in accordance with the Companies (Indian Accounting Standards ) Rules, 2015 (Ind AS) prescribed under Section 133 of the Companies Act, 2013 and other recognised accounting practices and policies to the extent applicable.
4	Since the nature of activities carried out by the Company is such that profits/ losses from certain transactions do not necessarily accrue evenly over the year, results of a quarter may not be representative financial results for the year. As such, the results for the current quarter are not comparable with the results of the corresponding quarter of the previous year.
5	During the FY 2024-25 the Company recorded a one-time profit amounting to Rs. 1464.26 lakhs from the sale of its long-term investments and contributing to increased earnings per share (Basic and Diluted) which is calculated on the basis of net profit after tax divided by number of shares. This profit/gain is non-recurring in nature and does not reflect ongoing operational performance.
6	There is a possibility that these financial results for the current and previous periods may require adjustments due to changes in financial reporting requirements arising from new standards, modifications to the existing standards, guidelines issued by the Ministry of Corporate Affairs and RBI or changes in the use of one or more optional exemptions from full retrospective application of certain Ind AS permitted under Ind AS 101 which may arise upon finalisation of the financial statements as at and for the year ending 31 March 2026 to be prepared under Ind AS.
7	Figures for the previous quarter/year to date been regrouped / recomputed, wherever necessary to conform to the current quarter/year's presentation.
8	Each investment is reviewed based on its merit and relevance in the evolving financial landscape, and appropriate action or intimation is initiated as necessary.

For and on behalf of Board of Directors  
Gold Rock Investments Limited

  
Alok Mukherjee  
Managing Director  
(DIN-00186055)



Place : Mumbai  
Date : 12.11.2025

**GOLD ROCK INVESTMENTS LIMITED****Statement of Unaudited Standalone Assets and Liabilities**

CIN No:-L65990MH1978PLC020117

(All amount are in Rs. Lakhs)

Particulars	As at 30th Sept, 2025 (Unaudited)	As at 31st March, 2025 (Audited)
<b>ASSETS</b>		
<b>(1) Financial Assets</b>		
(a) Cash and Cash Equivalents	66.04	81.60
(b) Bank Balances other than (a) above	3,383.36	3,270.65
(c) Derivative financial instruments	-	-
(d) Trade Receivables	-	-
(e) Loan Receivables	33.40	33.18
(f) Investments	11,151.70	11,933.05
(g) Other Financial Assets	55.25	41.19
<b>Total Financial Assets</b>	<b>14,689.75</b>	<b>15,359.68</b>
<b>(2) Non-Financial Assets</b>		
(a) Inventories	-	-
(b) Current Tax Assets (Net)	101.55	39.75
(c) Deferred Tax Assets (Net)	-	-
(d) Investment Property	-	-
(e) Biological assets other than bearer plants	-	-
(f) Property, Plant and Equipment	117.73	123.66
<b>Total Non-Current Assets</b>	<b>219.28</b>	<b>163.41</b>
<b>Total Assets</b>	<b>14,909.03</b>	<b>15,523.09</b>
<b>LIABILITIES AND EQUITY</b>		
<b>(1) Financial Liabilities</b>		
(a) Derivative financial instruments	-	-
(b) Payables	-	-
(I) Trade Payables	-	-
(II) Other Payables	5.58	7.55
(c) Debt Securities	-	-
(d) Borrowings (Other than Debt Securities)	61.03	71.06
(e) Deposits	-	-
(f) Subordinated Liabilities	-	-
(g) Other Financial Liabilities	285.35	411.25
<b>Total Financial Liabilities</b>	<b>351.96</b>	<b>489.86</b>
<b>(2) Non-Financial Liabilities</b>		
(a) Provisions	-	-
(b) Deferred Tax Liabilities (Net)	2.76	2.76
(c) Other non-financial liabilities	-	-
<b>Total Non-Financial Liabilities</b>	<b>2.76</b>	<b>2.76</b>
<b>(3) Equity</b>		
(a) Equity Share Capital	78.56	78.56
(b) Other Equity	14,475.75	14,951.91
<b>Total Equity</b>	<b>14,554.31</b>	<b>15,030.47</b>
<b>Total Liabilities and Equity</b>	<b>14,909.03</b>	<b>15,523.09</b>






<b>Notes :</b>	
1	The Company is a Non Banking Financial Company and has no activities other than those of an investment company. Accordingly there are no separate reporting segments as in Ind AS 108 "Operating Segment".
2	This Standalone Audited Financial Results has been prepared in accordance with the Companies (Indian Accounting Standards ) Rules, 2015 (Ind AS) prescribed under Section 133 of the Companies Act, 2013 and other recognised accounting practices and policies to the extent applicable.
3	The Statutory Auditors of the Company has carried out a Limited review of the result for quarter and half year ended 30th September, 2025
4	The above financial results for the Quarter and half year ended 30th September, 2025 along with restated comparative period have been reviewed by the Audit Committee and subsequently approved by the Board of Directors of the Company at its meeting held on 12th November, 2025.
5	Since the nature of activities carried out by the Company is such that profits/ losses from certain transactions do not necessarily accrue evenly over the year, results of a quarter may not be representative financial results for the year. As such, the results for the current quarter are not comparable with the results of the corresponding quarter of the previous year.
6	There is a possibility that these financial results for the current and previous periods may require adjustments due to changes in financial reporting requirements arising from new standards, modifications to the existing standards, guidelines issued by the Ministry of Corporate Affairs and RBI or changes in the use of one or more optional exemptions from full retrospective application of certain Ind AS permitted under Ind AS 101 which may arise upon finalisation of the financial statements as at and for the year ending 31 March 2026 prepared under Ind AS.
7	Previous period Figures has been regrouped / recomputed, wherever necessary.
8	Each investment is reviewed based on its merit and relevance in the evolving financial landscape, and appropriate action or intimation is initiated as necessary.

Place : Mumbai  
Date : 12.11.2025

**For and on behalf of Board of Directors  
Gold Rock Investments Limited**

  
**Alok Mukherjee**  
**Managing Director**  
**(DIN-00186055)**







**GOLD ROCK INVESTMENTS LIMITED**  
**Unaudited Standalone Statement of Cash Flows**  
**CIN No:-L65990MH1978PLC020117**

(All amount are in Rs. Lakhs)

Particulars	As at 30th Sept, 2025 (Unaudited)	As at 31st March, 2025 (Audited)	As at 30th Sept, 2024 (Unaudited)
<b>Cash Flow from Operating Activities</b>			
Net profit / (loss) before tax	464.33	2,349.50	714.59
<b>Adjustment for :</b>			
Dividend Income	(16.88)	(47.11)	(39.71)
Interest Received	(270.09)	(434.37)	(199.09)
Depreciation and Amortisation	7.66	16.58	8.31
Finance Cost	2.77	10.17	4.23
Loss / (Profit) on Sale of Investment	(271.34)	(2,041.03)	(549.14)
Other Comprehensive Income	(1,044.98)	(619.04)	2,580.58
OCI Tax Liabilities Expenses	104.50	61.90	(258.06)
<b>Operating cash flow before changes in working capital</b>	<b>(1,024.03)</b>	<b>(703.40)</b>	<b>2,261.72</b>
Changes in Working Capital:			
Loan Receivables	(0.22)	32.06	20.50
Other Current Assets	(14.06)	(21.55)	17.03
Other Short term Borrowings	(10.02)	(42.43)	(32.89)
Other Current Liabilities	(1.97)	(0.99)	(2.21)
Other Financial Liabilities	(125.90)	(65.73)	256.30
<b>Net cash generated from operations before tax</b>	<b>(1,176.21)</b>	<b>(802.03)</b>	<b>2,520.45</b>
Taxation	-	(225.12)	-
<b>Net Cash from/(used) in Operating Activities (A)</b>	<b>(1,176.21)</b>	<b>(1,027.15)</b>	<b>2,520.45</b>
<b>Cash Flow from Investing Activities</b>			
(Purchase)/Sale of Fixed Assets	(1.74)	-	-
(Purchase)/Sale of Investments	7.71	(323.64)	(469.72)
Through OCI effect	1,044.98	619.04	(2,580.58)
Interest Received (net)	270.09	434.37	199.09
Dividend Income	16.88	47.11	39.71
<b>Net Cash used in Investing Activities (B)</b>	<b>1,337.92</b>	<b>776.88</b>	<b>(2,811.50)</b>
<b>Cash Flow from Financing Activities</b>			
Other Non Current Assets	(61.80)	20.92	(48.02)
Interest Paid	(2.77)	(10.17)	(4.23)
<b>Net Cash generated from Financing Activities (C)</b>	<b>(64.57)</b>	<b>10.75</b>	<b>(52.25)</b>
<b>Net Increase/(Decrease) in Cash &amp; Cash Equivalents during the Year (A+B+C)</b>	<b>97.14</b>	<b>(239.52)</b>	<b>(343.29)</b>
Add: Cash & Cash Equivalents as at beginning of the Year	3,352.26	3,591.78	3,591.78
<b>Cash &amp; Cash Equivalents as at the end of the Year</b>	<b>3,449.40</b>	<b>3,352.26</b>	<b>3,248.48</b>
Cash in hand	0.92	0.92	0.92
Balances with scheduled Banks	-	-	-
- In Current Accounts	65.12	80.69	59.61
- In Fixed Deposits	3,383.36	3,270.65	3,187.95
<b>Cash &amp; Cash Equivalents</b>	<b>3,449.40</b>	<b>3,352.26</b>	<b>3,248.48</b>

For and on behalf of Board of Directors  
Gold Rock Investments Limited

  
**Alok Mukherjee**  
**Managing Director**  
**(DIN-00186055)**



Place : Mumbai  
Date : 12.11.2025