

February 13, 2026

Ref. No. 70/2025-2026

To, The Manager - Corporate Compliance BSE Limited 25 th Floor, P.J. Towers, Dalal Street, Mumbai-400 001 Scrip Code: 500279	To, The Manager - Corporate Compliance National Stock Exchange of India Limited Exchange Plaza, Bandra Kurla Complex, Bandra (East), Mumbai- 400 051 Symbol: MIRCELECTR
--	--

Sub: Newspaper Publications of extract of Unaudited Financial Results for the Third Quarter and Nine Months ended December 31, 2025.

Respected Sir/Madam,

Pursuant to provisions of Regulation 47 of the SEBI (Listing Obligations and Disclosure Requirements) Regulations, 2015, the extract of the Unaudited Financial Results for the Third Quarter and Nine Months ended December 31, 2025 has been published by the Company in Financial Express (English) and Navshakti (Marathi) newspapers on Friday, February 13, 2026. Copies of the same are enclosed herewith.

You are requested to kindly take the same on record.

Thanking You.

for MIRC Electronics Limited

Vijay Mansukhani
Chairman and Managing Director
DIN: 01041809

Encl: - As above

MIRC ELECTRONICS LIMITED

Regd. Office: Onida House, G-1, M.I.D.C, Mahakali Caves Road, Andheri (East), Mumbai-400 093.

Tel.: +91-22-6697 5777

CIN No.: L32300MH1981PLC023637. Website: www.onida.com

MODULEX CONSTRUCTION TECHNOLOGIES LIMITED

(CIN: L25999PN1973PLC182679)

Regd. Office: A-82, MIDC Industrial Estate, Indapur, Pune – 413132
Website: www.modulex.in | Email Id: compliance@modulex.in | Tel: +91 2111299200STATEMENT OF UN-AUDITED STANDALONE AND CONSOLIDATED FINANCIAL RESULTS
FOR THE QUARTER AND NINE MONTHS ENDED 31ST DECEMBER 2025

(Rs. in Lakhs except Earnings Per share data)

Sr. No.	Particulars	Standalone			Consolidated		
		Quarter Ended	Quarter Ended	Nine Months Ended	Quarter Ended	Quarter Ended	Nine Months Ended
		31 st December 2025	31 st December 2024	31 st December 2025	31 st December 2025	31 st December 2024	31 st December 2025
		Un-audited	Un-audited	Un-audited	Un-audited	Un-audited	Un-audited
1.	Total Income from Operations	71.62	4.30	169.72	0.75	0.21	73.90
2.	Total Expenses	80.32	48.65	221.54	448.27	206.71	1276.40
3.	Net Profit / (Loss) for the period (before Tax, Exceptional and/or Extraordinary items)	(8.70)	(44.35)	(51.82)	(447.52)	(206.50)	(1202.50)
4.	Net Profit / (Loss) for the period after tax (after Exceptional and/or Extraordinary items)	(8.70)	(44.35)	(51.82)	(447.52)	(206.50)	(1202.50)
5.	Total Comprehensive Income/ (Loss) for the period (comprising Profit / (Loss) after tax and other comprehensive income after tax)	(8.70)	(44.35)	(51.82)	(549.64)	(432.82)	(1243.44)
6.	Equity Share Capital	6920.18	6920.18	6920.18	6920.18	6920.18	6920.18
7.	Reserves excluding Revaluation Reserve	-	-	-	-	-	-
8.	Earnings Per Share (Not annualized) a. Basic (in Rs.) b. Diluted (in Rs)	(0.01) (0.01)	(0.06) (0.06)	(0.07) (0.07)	(0.64) (0.64)	(0.29) (0.29)	(1.71) (1.71)

Notes:

- The above Un-audited Financial Results have been reviewed by the Audit Committee on 10th February 2026 and thereafter approved by the Board of Directors at their meeting held on 11th February 2026. The statutory auditors have carried out a limited review of these results.
- The figures of the previous period(s) have been regrouped/ reclassified wherever necessary.
- The above is an extract of the detailed format of Audited Financial Results filed with the Stock Exchange under Regulation 33 of the SEBI (Listing Obligations and Disclosure Requirements) Regulations, 2015. The full format of the Unaudited Financial Results is also available on the website of the Company www.modulex.in and on the website of BSE at www.bseindia.com.

For Modulex Construction Technologies Limited



SD/-

Jayesh Sheth

Executive Director

DIN: 03506031

Place: Pune
Date: 11th February 2026

IIRM Holdings India Limited

(CIN: L70200TS1992PLC189999)

Registered Office: 5th Floor, Ashoka My Home Chambers, Sindhi Colony, SP Road, Begumpet, Secunderabad, Hyderabad-500003, Telangana, India.
Website: www.iirmholdings.in, E-mail: cs@iirmholdings.in, Tel. No.: +91 84477 72518STATEMENT OF UNAUDITED CONSOLIDATED FINANCIAL RESULTS
FOR THE QUARTER AND NINE MONTHS ENDED DECEMBER 31, 2025

(Rs. in Lakhs)

S. No.	Particulars	Consolidated					
		Quarter Ended		Nine Months Ended		Year Ended	
		31-Dec-25 (Unaudited)	30-Sep-25 (Unaudited)	31-Dec-24 (Unaudited)	31-Dec-25 (Unaudited)	31-Dec-24 (Unaudited)	31-Mar-25 (Audited)
1	Total Income from Operations & other income	6,093.94	5,961.99	5,044.58	18,858.75	16,449.62	22,095.28
2	Net Profit / (loss) for the period (before Tax, Exceptional and/or Extraordinary items)	633.90	722.70	471.08	2,391.03	2,618.94	3,166.33
3	Net Profit for the period before tax	633.24	722.70	471.08	2,390.36	2,611.14	3,055.39
4	Net Profit for the period after tax	470.9	524.89	306.39	1,760.12	1,965.68	2,163.06
5	Total Comprehensive Income for the period [Comprising Profit for the period (after tax) and Other Comprehensive Income (after tax)]	470.93	489.97	306.39	1,725.25	1,965.69	2,140.30
6	Equity Share Capital	3,407.21	3,407.21	3,407.21	3,407.21	3,407.21	3,407.21
7	Earnings per Equity share (nominal value of Rs. 5/- each) - Basic and Diluted (Rs.)	0.69	0.77	0.45	2.58	2.88	3.17

Notes:

- The above consolidated financials results are drawn in accordance with the accounting policies consistently followed by the company. These results have been prepared in accordance with the Indian Accounting Standards prescribed under Section 133 of the Companies Act, 2013 ("the Act") read with relevant rules issued thereunder (IND AS) and other accounting principles generally accepted in India and guidelines issued by the Securities and Exchange Board of India ("SEBI").
- The above unaudited consolidated financial results have been reviewed and recommended by the Audit Committee and taken on record and approved by the Board of Directors at their meeting held on February 11, 2026 in terms of Regulation 33 of the SEBI (Listing Obligations and Disclosure Requirements) Regulations, 2015. The statutory auditors have carried out a review on the consolidated financial results and expressed an unmodified conclusion thereon.
- The full Financial Results are available on the Stock Exchange(s) website www.bseindia.com and on the Company's website (www.iirmholdings.in) or scan the QR code below for in detail information:

4 Key Standalone information

Particulars	Quarter Ended		Nine Months Ended		Year Ended	
	31-Dec-25	30-Sep-25	31-Dec-24	31-Dec-25	31-Dec-24	31-Mar-25
Revenue from Operations & other income	115.00	110.00	98.05	409.00	233.05	365.05
Profit/(Loss) before Tax	22.81	18.38	45.17	132.56	146.49	180.82
Profit/(Loss) after Tax	17.06	14.67	0.58	99.34	82.34	76.12



For and on behalf of the Board

IIRM Holdings India Limited

SD/-

Vurakaranam Ramakrishna

Chairman & Managing Director

DIN No. 00700881

Date: February 11, 2026
Place: Hyderabad

Yatra Online Limited

Regd. Off.: Unit No. 1, Vasant Arcade, 3rd Floor, Sector-B Pocket-7, Vasant Kunj, New Delhi – 110070
Corp. Off.: Gulf Adiba, Plot 272, 4th Floor, Udyog Vihar, Sector 20, Phase II, Gurugram, Haryana, India – 122 008 Website: www.yatra.com; E-mail: investors@yatra.com CIN: L63040DL2005PLC463461STATEMENT OF UNAUDITED CONSOLIDATED FINANCIAL RESULTS FOR THE
QUARTER AND NINE MONTHS ENDED DECEMBER 31, 2025

(Amount in millions INR, unless otherwise stated)

Sl. No.	Particulars	Quarter Ended		Nine Months Ended	
		31.12.2025	31.12.2024	31.12.2025	31.12.2025
		Unaudited	Unaudited	Unaudited	Unaudited
1	Total Income from Operations (including other income)	2,615.92	2,413.06	8,329.16	8,329.16
2	Net Profit / (Loss) for the period (before Tax, Exceptional and/or Extraordinary items)	127.98	100.75	467.67	467.67
3	Net Profit / (Loss) for the period before Tax (after Exceptional and/or Extraordinary items)	90.06	100.75	429.75	429.75
4	Net Profit / (Loss) for the period after Tax (after Exceptional and/or Extraordinary items)	83.36	100.10	386.08	386.08
5	Total Comprehensive Income for the period [Comprising Profit for the period (after tax) and Other Comprehensive Income (after tax)]	81.60	99.03	379.99	379.99
6	Equity Share Capital	156.92	156.92	156.92	156.92
7	Reserves (excluding Revaluation Reserve) as shown in the Audited Balance Sheet of the previous year	-	-	-	-
8	Earnings Per Share (Face Value of ₹ 1/- each) a) Basic b) Diluted	0.53 0.53	0.64 0.64	2.46 2.46	2.46 2.46

Notes

- Additional information on standalone financial results is as follows:
(Amount in millions INR, unless otherwise stated)

Sl. No.	Particulars	Quarter Ended		Nine Months Ended	
		31.12.2025	31.12.2024	31.12.2025	31.12.2025
		Unaudited	Unaudited	Unaudited	Unaudited
1	Total Income from Operations (including other income)	1,504.64	1,785.48	5,067.86	5,067.86
2	Net Profit / (Loss) for the period (before Tax, Exceptional and/or Extraordinary items)	74.82	61.20	266.59	266.59
3	Net Profit / (Loss) for the period before Tax (after Exceptional and/or Extraordinary items)	47.82	61.20	239.59	239.59
4	Net Profit / (Loss) for the period after Tax (after Exceptional and/or Extraordinary items)	48.40	60.45	242.29	242.29
5	Total Comprehensive Income for the period [Comprising Profit / (Loss) for the year (after tax) and Other Comprehensive Income(after tax)]	46.98	60.72	237.59	237.59
- The above Unaudited Financial Results have been reviewed by the Audit Committee and approved by the Board of Directors at its meeting held on February 11, 2026.
- The above is an extract of the detailed format of the standalone and consolidated financial results for the quarter and nine months ended December 31, 2025 filed with the stock exchange(s) under Regulation 33 of the Securities and Exchange Board of India (Listing Obligations and Disclosure Requirements) Regulations, 2015, as amended ("Listing Regulations"). The full format of the standalone and consolidated financial results for the quarter and nine months ended December 31, 2025, are available for investors at https://s22.q4cdn.com/850749348/files/doc_downloads/ir_india/2026/02/OutcomeQ3FY26SD.pdf, www.nseindia.com and www.bseindia.com.
- In compliance with Regulation 47 of the Listing Regulations, we hereby notify that the same can also be accessed by scanning the following Quick Response (QR) Code:



For and on behalf of the Board of Directors of

Yatra Online Limited

Dhruv Shringi

Executive Chairperson and Whole Time Director

DIN: 00334986

Date: February 11, 2026
Place: Gurugram

CAMAC COMMERCIAL COMPANY LIMITED

Regd. Office: 2nd Floor, Property No. 22-A, Asaf Ali Road, New Delhi – 110002.
(Formerly at: 1st Floor, Express Building, 9-10, Bahadur Shah Zafar Marg, New Delhi – 110 002)
Corporate Identity Number : L70190DL1980PLC169316
Phone : 7303495374, E-Mail: camaccommercial@gmail.com, Website : www.camaccommercial.comExtract of Unaudited Financial Results for the Quarter and Nine months ended December 31, 2025
(Rupees in Lakhs except per share data)

Sr. No.	Particulars	Standalone					
		Quarter ended		Nine months ended		Year ended	
		Dec 31, 2025 (Unaudited)	Sept 30, 2025 (Unaudited)	Dec 31, 2024 (Unaudited)	Dec 31, 2025 (Unaudited)	Dec 31, 2024 (Unaudited)	March 31, 2025 (Audited)
		(Unaudited)	(Unaudited)	(Unaudited)	(Unaudited)	(Unaudited)	(Audited)
1.	Total income from operations	9.34	13.82	14.79	32.68	212.39	326.16
2.	Net Profit/(Loss) for the period (before tax and Exceptional items)	(15.38)	(14.27)	2.30	(36.91)	167.77	253.80
3.	Net Profit/(Loss) for the period before tax (after Exceptional items)	(20.30)	(14.27)	2.30	(41.83)	167.77	253.80
4.	Net Profit/(Loss) for the period after tax and Exceptional items	(18.73)	(14.07)	1.94	(39.88)	144.13	218.60
5.	Total Comprehensive Income for the period (Comprising Profit / (Loss) for the period (after tax) and Other Comprehensive Income (after tax))	3,674.36	15,326.53	9,308.53	19,671.93	49,233.01	49,736.00
6.	Equity Share Capital	88.28	88.28	88.28	88.28	88.28	88.28
7.	Other Equity	-	-	-	-	-	2,18,059.30
8.	Earnings per share of Rs 10 each (a) Basic (Rs) (b) Diluted (Rs)	(2.12) (2.12)	(1.60) (1.60)	0.22 0.22	(4.52) (4.52)	16.33 16.33	24.76 24.76

Notes:

- The above Financial Results have been reviewed by the Audit Committee and approved and taken on record by the Board of Directors at their respective meetings held on February 12, 2026.
- The above is an extract of the detailed format of the Unaudited Financial Results for the quarter and Nine months ended December 31, 2025 filed with the Stock Exchanges under Regulation 33 of the SEBI (Listing Obligations and Disclosure Requirements) Regulations, 2015. The full format of the Financial Results of the Company are available on the website of the Company and has also been sent to The Calcutta Stock Exchange Limited on February 12, 2026.



By Order of the Board

For Camac Commercial Co. Ltd.

SD/-

(Monisha Saraf)

Director

DIN: 07503642

Place : New Delhi
Date : February 12, 2026

MAAN ALUMINIUM LIMITED

(CIN: L30007DL2003PLC214485)

Registered office : 4/5, 1ST FLOOR, ASAF ALI ROAD, NEW DELHI-110002

Phone : 011-40081800, Website : www.maanaluminium.com, Email : info@maanaluminium.inExtract of statement of Unaudited financial results
for the quarter and nine months ended December 31, 2025

(Rs. In lakhs except EPS)

Sr. No.	Particulars	Quarter ended		Nine Month Ended		Year Ended	
		Dec 31, 2025	Sept. 30, 2025	Dec 31, 2024	Dec 31, 2025	Dec 31, 2024	March 31, 2025
		(unaudited)	(unaudited)	(unaudited)	(unaudited)	(unaudited)	(Audited)
1	Total Income from operations gross	15,187	19,108	18,209	55,414	56,431	81,017
2	Net Profit before exceptional items and tax	380	777	405	1,523	1,543	2,165
3	Net Profit for the period before tax	380	777	405	1,523	1,543	2,165
4	Net Profit for the period after tax	283	577	305	1,133	1,157	1,551
5	Total comprehensive income for the period	292	576	294	1,150	1,146	1,535
6	Equity share capital	2,704	2,704	2,704	2,704	2,704	2,704
7	Earnings Per Share of Rs. 5/- each Basic & Diluted EPS	0.52	1.07	0.56	2.10	2.14	2.87

Notes: -

- The above financial results for the quarter and nine months ended December 31, 2025 have been reviewed by the audit committee and approved by the Board of Directors at its meeting held on February 12, 2026.
- The above is an extract of the detailed format of Financial Results filed with the Stock Exchanges under Regulation 33 of the SEBI (Listing Obligation and Disclosure Requirements) Regulations, 2015. The full financial results are available on www.bseindia.com, www.nseindia.com and www.maanaluminium.com.

For and on behalf of the Board

SD/-

(Ravinder Nath Jain)

Chairman and Managing Director

DIN : 00801000

Place: New Delhi
Date: February 12, 2026

MIRC ELECTRONICS LIMITED

Regd. Office : Onida House, G-1, MIDC, Mahakali Caves Road, Andheri (East), Mumbai - 400093.
CIN No. : L32300MH1981PLC023637, Website : www.onida.com


Extract of statement of Unaudited Financial Results for the Third Quarter and Nine Months ended 31st December, 2025

Particulars	Quarter ended		Nine months ended		Year ended	
	31st December, 2025	30th September, 2025	31st December, 2024	31st December, 2025	31st December, 2024	31st March, 2025
	Unaudited	Unaudited	Unaudited	Unaudited	Unaudited	Audited
	(Rs. in lakhs)	(Rs. in lakhs)	(Rs. in lakhs)	(Rs. in lakhs)	(Rs. in lakhs)	(Rs. in lakhs)
Total income from operations	21,549	16,514	16,939	52,212	55,285	75,742
Net Profit / (Loss) for the period before Tax	(1,062)	(2,234)	(527)	(4,545)	(1,25)	(230)
Net Profit / (Loss) for the period before Tax (after Exceptional and / or Extraordinary items)	(1,311)	(1,78)	(527)	(2,738)	(348)	(230)
Net Profit / (Loss) for the period after tax	(1,311)	(1,78)	(527)	(2,738)	(348)	(230)
Total Comprehensive income for the period [Comprising Profit / (Loss) for the period (after tax) and Other Comprehensive Income (after tax)]	(1,218)	(205)	(532)	(2,699)	(363)	(338)
Paid Up Equity Share Capital (face value of Rs.1/- each)	3,696	2,806	2,311	3,696	2,311	2,311
Reserves (excluding Revaluation Reserves)	-	-	-	-	-	10,261
Earnings Per Share (face value of Rs.1/- each) in Rupees	(0.36)	(0.07)	(0.23)	(0.93)	(0.15)	(0.10)
Basic and diluted - after exceptional items	(0.36)	(0.07)	(0.23)	(0.93)	(0.15)	(0.10)
Basic and diluted - before exceptional items	(0.29)	(0.83)	(0.23)	(1.55)	(0.15)	(0.10)


Notes:


- The above is an extract of the detailed format of Unaudited Financial Results filed with the Stock Exchanges under Regulation 33 of the SEBI (Listing Obligations and Disclosure Requirements) Regulations, 2015. The full format of the Unaudited Financial Results are available on the websites of BSE and NSE at www.bseindia.com and www.nseindia.com respectively and on Company's website at


ASHIANA AGRO INDUSTRIES LIMITED						
Reg. Office: No.34, Andal Nagar, Baluchetty Chatram, Kancheepuram Taluk, Kancheepuram Dist.- 631551 (Tamil Nadu) Tel No.: +91-44-28344820, Website: www.aail.in						
Extract of Standalone Unaudited Financial Results for the Quarter and Nine Months Ended 31st December, 2025						
Sl. No.	Particulars	Quarter Ended			Nine Months Ended	
		31.12.2025	30.09.2025	31.12.2024	31.12.2025	31.12.2024
		Unaudited	Unaudited	Unaudited	Unaudited	Audited
1	Total Income from Operations Including Other Income (Net)	22.02	23.71	26.29	74.00	72.32
2	Net Profit/(Loss) for the period (Before Tax, Exceptional Items and /or Extraordinary Items)	2.35	2.17	2.38	3.99	9.02
3	Net Profit/ (Loss) for the period before Tax (after Exceptional Items and /or Extraordinary Items)	2.35	2.17	2.38	3.99	9.02
4	Net Profit/ (Loss) for the period after Tax (after Exceptional Items and /or Extraordinary Items)	1.75	1.77	1.79	2.99	3.87
5	Total Comprehensive Income for the period (Comprising Profit/(Loss) for the period (after tax) and other comprehensive income (after tax)	1.75	1.77	1.79	2.99	3.87
6	Paid up Equity Share Capital (Face Value of Rs.10/- per share)	460.00	460.00	460.00	460.00	460.00
7	Reserves (excluding Revaluation Reserve) as shown in the Audited Balance sheet of previous year	-	-	-	-	(201.27)
8	Earning Per Share (EPS) (in Rs.) (Face Value of Rs.10/- each)	0.04	0.04	0.04	0.06	0.08
	(a) Basic and diluted EPS before Extraordinary Items	0.04	0.04	0.04	0.06	0.08
	(b) Basic and diluted EPS after Extraordinary Items	0.04	0.04	0.04	0.06	0.08
Note : 1) The above results have been reviewed by the Audit Committee subject to limited review by the statutory auditors of the company and approved by the Board of Directors in their meeting held on February 12, 2026.						
2) This statement has been prepared in accordance with the Accounting Standards specified under Section 133 of the Companies Act, 2013 read with Rule 7 of the Companies (Accounts) Rules, 2014.						
3) The above is an extract of the detailed format of the Standalone Unaudited Financial Results for the Quarter and Nine months ended December 31, 2025 filed with the Stock Exchange under Regulation 52 of the SEBI (Listing Obligations and Disclosure Requirements) Regulations, 2015. The full format of the Financial Results for the Quarter and Nine months ended December 31, 2025 are available on website of the Stock Exchange at www.bseindia.com and also on the Company's website at www.aail.in .						
For Ashiana Agro Industries Limited Pavan Kumar.M Whole Time Director DIN: 02438966						
Place : Chennai Date : 12.02.2026						

मिर्क इलेक्ट्रॉनिक्स लिमिटेड						
OWNER'S PRIDE						
मॅनेजिंग कार्यालय : ऑनिसा हाऊस, जी - १, एच.एच.सी.सी., महाकाली गुप्ता मार्ग, अंधेरी (१), मुंबई - ४०० ०३३. सीआयएन क्र. : L32300MH1981PLC023637 वेबसाइट : www.onida.com						
दि. ३१.१२.२०२५ रोजी संपलेल्या तिसरी तिमाही व नऊमाहीकरिताच्या अलेखापरीक्षित वित्तीय निष्कर्षांच्या अहवालाचा सारांश						
तपशील	तिमाहीअखेर			नऊमाहीअखेर		वर्षअखेर
	३१.१२.२०२५	३०.०९.२०२५	३१.१२.२०२४	३१.१२.२०२५	३१.१२.२०२४	३१.०३.२०२५
	अलेखापरीक्षित	अलेखापरीक्षित	अलेखापरीक्षित	अलेखापरीक्षित	अलेखापरीक्षित	लेखापरीक्षित
परिचालनातून एकूण उत्पन्न	२१,५४९	१६,५१४	१६,९३९	५२,२१२	५५,२८५	७५,७४२
करपूर कालावधीसाठी निव्वळ नफा/(तोटा)	(१,०६२)	(२,२३४)	(५२७)	(४,५४५)	(१२५)	(२३०)
करपूर कालावधीसाठी निव्वळ नफा/(तोटा) (अपवादालयक व/वा अनिश्चित बाबीपर्यंत)	(१,३११)	(१७८)	(५२७)	(२,७३८)	(३४८)	(२३०)
कारपण्यास कालावधीकरिता निव्वळ नफा/(तोटा)	(१,३११)	(१७८)	(५२७)	(२,७३८)	(३४८)	(२३०)
कालावधीकरिता एकूण सर्वसाधारणक उत्पन्न (कालावधीकरिता (कारपण्यात) नफा/(तोटा) व अन्य सर्वसाधारणक उत्पन्न (कारपण्यात) यांचा समावेश	(१,२१८)	(२०५)	(५३२)	(१,६९१)	(३३३)	(३३८)
प्रदानित समभाग भांडवल (दरमिती मूल्य प्रत्येकी रु. १/-)	३,९९६	२,८०९	२,३११	३,९९६	२,३११	२,३११
राखीव (पुनर्मूल्यांकन राखीव काळाना)						१०,२६१
उत्पन्न प्रतिसोअर (रु.) (दरमिती मूल्य प्रत्येकी रु. १/-) खर्चात						
मुलभूत व सौम्यभूत - अपवादात्मक बाबीपर्यंत	(०.३६)	(०.०७)	(०.२३)	(०.९३)	(०.१५)	(०.१०)
मुलभूत व सौम्यभूत - अपवादात्मक बाबीपूर्व	(०.२९)	(०.८३)	(०.२३)	(१.५५)	(०.१५)	(०.१०)
टीपा :						
१. वरील विवरण हे सेबी (सूचिकबद्धता अधिनियम) व विमोचन आचरणाना) विनियमन, २०१५ च्या विनियमन ३३ अंतर्गत स्टॉक एक्सचेंजकडे दाखल करण्यात आलेल्या वित्तीय निष्कर्षांच्या विस्तृत प्राप्तापाचा सारांश आहे. वित्तीय निष्कर्षांचे संपूर्ण प्रारूप बीएसई व एफएसईच्या वेबसाइट्स अनुक्रमे www.bseindia.com व www.nseindia.com वर नोंद घ्यावी. वेबसाइट www.onida.com वरील उपलब्ध आहे.						
२. वरील वित्तीय निष्कर्षांचे लेखापरीक्षण समितीद्वारे पुरावलेलोकन करण्यात आलेले असून संचालक मंडळद्वारे त्यांची दि. ११ फेब्रुवारी २०२६ रोजी पुनर्मिती करण्यात आली आहे.						
						
मिर्क इलेक्ट्रॉनिक्स लिमिटेड करिता सही/- श्री. जे. मन्सुखानी अध्यक्ष व व्यवस्थापकीय संचालक डीआयएन : ०१०१८८०९						
ठिकाण : मुंबई दिनांक : ११ फेब्रुवारी २०२६						

दी हिंदुस्तान हाऊसिंग कंपनी लिमिटेड				
नॉव्ही. कार्यालय: वजाज भवन २ रा मजला उममालाज वजाज मार्ग २२६ नरिमन पॉइंट मुंबई-४००० २१.				
दूरध्वनी : ०२२-६१४२४२००				
सीआयएन: एल४५२००एमएच११३५पीएलसी००२३६६ वेबसाइट: hhclbajaj.com				
३१ डिसेंबर, २०२५ रोजी संपलेली तिमाही आणि नऊ महिन्यांसाठी कंपनीच्या अलेखापरीक्षित वित्तीय निष्कर्षाचा उतारा				
(रु. लाखात)				
अ. क्र.	तपशील	संपलेली तिमाही ३१.१२.२०२५ (अलेखापरीक्षित)	संपलेले नऊ महिने ३१.१२.२०२५ (अलेखापरीक्षित)	संपलेली तिमाही ३१.१२.२०२४ (अलेखापरीक्षित)
१	प्रवर्तनातून एकूण उत्पन्न (निव्वळ)	१८४.४८	५७८.०९	१७८.०८
२	कालावधीसाठी करपूर निव्वळ नफा/(तोटा)	५९.०९	२३८.२३	६९.८५
३	कालावधीसाठी कोरंतर निव्वळ नफा/(तोटा)	४६.४७	१८५.८२	६०.५३
४	कालावधीसाठी एकूण सर्वसाधारणक उत्पन्न (कोरंतर नफा/(तोटा) (कोरंतर) आणि इतर सर्वसाधारणक उत्पन्न (कोरंतर) धरून)	६०.२७	२३३.९९	(६६३.२७)
५	समभाग भांडवल	६.०५	६.०५	६.०५
६	मुलभूत/सौम्यभूत प्रति भाग प्राप्ती (रु. मध्ये) (अन्यसाधारण बाबीपूर्वी आणि नंतर) (दरमिती मूल्य प्रत्येकी रु. २५/-)	११२.०२	७६७.८९	२५०.३२
टीपा:				
१ वरील माहिती वजाज सेबी (लिस्टिंग अँड अदर डिस्कलोजर रिव्हायमेंट्स) रेग्युलेशन, २०१५ च्या रेग्युलेशन ३३ अंतर्गत वीएसई लि. कडे सादर केलेल्या तिमाही वित्तीय निष्कर्षांच्या तपशिलवार विवरणाचा एक उतारा आहे. तिमाही/नऊमाही ममाणीच्या वित्तीय निष्कर्षांचे संपूर्ण विवरण स्टॉक एक्सचेंजची वेबसाइट www.bseindia.com आणि कंपनीची वेबसाइट www.hhclbajaj.com वर उपलब्ध आहे. यार खाली दिलेला क्युआर कोड स्कॅन करून पाहता येईल.				
				
संचालक मंडळाच्या आदेशानुसार दी हिंदुस्तान हाऊसिंग कं. लि. चावी महेंद्र मोहंन अध्यक्ष				
मुंबई : १२ फेब्रुवारी, २०२६				

BABA ARTS LIMITED				
CIN: L72200MH1999PLC119177				
Regd. Office: B1 & B4, Baba House, 86, M.V. Road, Andheri (East), Mumbai 400093				
Tel: 022-49794623 Website: www.babaartslimited.com				
Email: babaartslimited@yahoo.com / investors@babaartslimited.com				
EXTRACT OF STANDALONE UNAUDITED FINANCIAL RESULTS FOR THE QUARTER AND NINE MONTH ENDED 31ST DECEMBER, 2025				
(Rs. In Lakh except EPS)				
Sr. No.	Particulars	Quarter Ended	Nine Month Ended	Year Ended
		31.12.2025	31.12.2025	31.03.2025
		Unaudited	Unaudited	Audited
1.	Total Income from Operations	287.08	1,022.97	688.53
2.	Net Profit/(Loss) for the period (Before Tax, Exceptional and/or Extraordinary items)	6.20	72.80	194.07
3.	Net Profit/(Loss) for the period Before Tax (After Exceptional and /or Extraordinary Items)	6.20	72.80	194.07
4.	Net Profit/(Loss) for the period After Tax (After Exceptional and/or Extraordinary Items)	5.18	54.86	143.84
5.	Total Comprehensive Income for the period [Comprising Profit/(Loss) for the period (After Tax) and Other Comprehensive Income (After Tax)]	5.02	54.64	140.02
6.	Equity Share Capital	525.00	525.00	525.00
7.	Other Equity excluding Revaluation Reserve	-	-	2150.83
8.	Earnings Per Share (of Re.1/- each) for the continuing and discontinued operations			
	1. Basic :	0.010	0.105	0.274
	2. Diluted :	0.010	0.105	0.274
Notes :				
1) The above is an extract of the detailed format of unaudited financial results for quarter and nine month ended on 31st December, 2025 filed with the Stock Exchange under Regulation 33 of the SEBI (Listing Obligations & Disclosure Requirements) Regulations, 2015. The same can be accessed by scanning the Quick Response Code given below. The full format of the statement of the standalone unaudited financial results are available on the websites of the Stock Exchange(www.bseindia.com) and the Company website(www.babaartslimited.com).				
2) The above unaudited financial results for the quarter and nine month ended 31st December, 2025 have been reviewed and recommended by the Audit Committee and thereafter approved by the Board of Directors of the Company at its meeting held on 11th February, 2026. As required under Regulation 33 of the SEBI (Listing Obligations & Disclosure Requirements) Regulations, 2015, the Statutory Auditors of the Company have conducted limited review of the above unaudited financial results for the quarter and nine month ended 31st December, 2025 and have expressed an unmodified opinion on these financial results.				
3) The above unaudited financial results have been prepared in accordance with the Companies (Indian Accounting Standards) Rules, 2015 (Ind AS) prescribed under Section 133 of the Companies Act, 2013 as amended from time to time and other recognised accounting practices and policies to the extent applicable.				
				
For Baba Arts Limited Sd/- Nikhil G. Tanwani Chairman & Managing Director DIN:01995127				
Place : Mumbai Date : 11th February, 2026				

VIBRANT GLOBAL CAPITAL LIMITED										
Registered Office: 202-Tower A, Peninsula Business Park, Senapati Bapat Marg, Lower Parel, Mumbai - 400 013, Maharashtra, India. Website: www.vibrantglobalgroup.com ; (e): investor@vibrantglobalgroup.com ; CIN: L65900MH1995PLC093924										
EXTRACT OF UNAUDITED FINANCIAL RESULTS FOR THE QUARTER & NINE MONTHS ENDED DECEMBER 31, 2025										
₹ in lakhs										
Particulars	Standalone			Consolidated						
	Quarter ended			Nine months ended			Year ended			
	31-Dec-25	30-Sep-25	31-Dec-24	31-Dec-25	31-Dec-24	31-03-2025	31-Dec-25	30-Sep-25	31-Dec-24	31-03-2025
	Reviewed	Reviewed	Reviewed	Reviewed	Reviewed	Audited	Reviewed	Reviewed	Reviewed	Audited
Total Income	743.02	590.64	-603.09	2,287.77	2,312.38	2,165.10	3,515.64	6,447.75	4,403.26	28,242.83
Net Profit / (Loss) for the period (before Tax, Exceptional and/or Extraordinary items)	619.39	460.96	-664.06	1,870.07	1,650.36	1,138.30	443.74	267.43	-1,201.62	221.26
Net Profit / (Loss) for the period before tax (after Exceptional and/or Extraordinary items)	619.39	460.96	-664.06	1,870.07	1,650.36	1,138.30	443.74	267.43	-1,201.62	221.26
Net Profit / (Loss) for the period after tax (after Exceptional and/or Extraordinary items)	461.73	344.88	-610.02	1,413.62	1,208.85	786.38	285.82	175.84	-1,151.64	-46.99
Total Comprehensive Income for the period [Comprising Profit / (Loss) for the period (after tax) and Other Comprehensive Income (after tax)]	460.50	343.65	-610.27	1,409.92	1,208.08	791.30	285.69	175.70	-1,149.43	-37.68
Equity Share Capital (Nos. of INR 10 each)	2,29,07,380	2,29,07,380	2,29,07,380	2,29,07,380	2,29,07,380	2,29,07,380	2,29,07,380	2,29,07,380	2,29,07,380	2,29,07,380
Earnings Per Share (of INR 10 each) Basic & Diluted	2.01	1.50	-2.66	6.15	5.27	3.45	1.25	0.77	-5.02	-0.16
Notes:										
The above is an extract of the detailed format of Standalone and Consolidated Financial Results filed with BSE Limited under Regulation 33 of SEBI (Listing Obligations and disclosure requirements), Regulation, 2015. The detailed Financial Results are available on the website of BSE Limited (www.bseindia.com) and on the website of our Company (www.vibrantglobalgroup.com). The same can be accessed by scanning the QR code provided below.										
										
For and on behalf of Board of Directors of VIBRANT GLOBAL CAPITAL LIMITED										
VINOD GARG MANAGING DIRECTOR DIN : 00152665										
Place : Mumbai Dated : 11 th February, 2026										
Click here to view Financial Results										


KHANDWALA
 SECURITIES LIMITED

KHANDWALA SECURITIES LIMITED

Registered Office: G-II, Ground Floor, Dalamal House, Nariman Point, Mumbai - 400021. Tel. No: 91-22-40767373; Fax No: 91-22-40767377

Website: www.ksindia.com; Email: kslsupport@ksindia.com; CIN No.: L67120MH1993PLC070709

**EXTRACT OF STATEMENT OF UNAUDITED FINANCIAL RESULTS
FOR THE QUARTER AND NINE MONTHS ENDED 31ST DECEMBER, 2025**

(₹ In Lakhs)

Sr. No.	Particulars	STANDALONE			CONSOLIDATED		
		Quarter Ended	Nine Months Ended	Quarter Ended	Quarter Ended	Nine Months Ended	Quarter Ended
		31.12.2025	31.12.2025	31.12.2024	31.12.2025	31.12.2025	31.12.2024
		(Unaudited)	(Unaudited)	(Unaudited)	(Unaudited)	(Unaudited)	(Unaudited)
1	Total Income from operations	105.53	559.52	270.02	105.53	559.52	270.02
2	Net Profit / (Loss) for the Period (before Tax, Exceptional and/ or Extraordinary items)	(49.03)	(83.37)	53.38	(49.03)	(83.40)	53.36
3	Net Profit / (Loss) for the Period before Tax (after Exceptional and/ or Extraordinary items)	(49.03)	(83.37)	53.38	(49.03)	(83.40)	53.36
4	Net Profit / (Loss) for the Period after Tax (after Exceptional and/ or Extraordinary items)	(48.77)	(83.03)	53.95	(48.77)	(83.06)	53.92
5	Total Comprehensive Income for the period [Comprising Profit /(Loss) for the period (after tax) and Other comprehensive income (after tax)]	(48.77)	(83.03)	53.95	(48.77)	(83.06)	53.92
6	Equity Share Capital	1,525.38	1,525.38	1,525.38	1,525.38	1,525.38	1,525.38
7	Reserves (excluding Revaluation Reserve as shown in the Balance Sheet of previous year)	-	-	-	-	-	-
8	Earnings Per Share (of ₹ 10/- each)						
	Basic :	(0.32)	(0.54)	0.35	(0.32)	(0.54)	0.35
	Diluted :	(0.32)	(0.54)	0.35	(0.32)	(0.54)	0.35

Notes:

- The above is an extract of the detailed format of Standalone and Consolidated Financial Results for the Quarter and Nine Months ended on 31st December 2025, filed with the Stock Exchanges under Regulation 33 of the SEBI (Listing Obligations and Disclosure Requirements) Regulations, 2015. The full format of the Financial Results for the Quarter and Nine Months ended on 31st December 2025 are available on the Stock Exchange Website www.nseindia.com and www.bseindia.com and on the company's website www.ksindia.com.
- The financial results of the Company have been prepared in accordance with the Indian Accounting Standards (Ind AS) prescribed under section 133 of the Companies Act, 2013 read with relevant rules thereunder and in terms of Regulation 33 of the SEBI (Listing Obligation and Disclosure Requirements) Regulation, 2015.

By order of the Board
 For Khandwala Securities Limited

Sd/-
Paresh Khandwala
 Managing Director

Place : Mumbai
 Dated : February 12, 2026