



CIN: L24110MH1984PLC033917

MFG of SSP Fertilizer, Sulphuric Acid, Oleum 23% / 65%, Chlorosulphonic Acid, Edible Soya Oil, Soya De Oiled Cake, Lecithin, MgSO₄, ZnSO₄(Hepta & Mono Hydrate), Mix Micronutrients, Sulphur DP, SSF, Phospho Gypsum, LABSA.



Rama Phosphates Ltd.

Ref : RPL/BMD/2026
Date : January 14, 2026

To,

Bombay Stock Exchange Limited Corporate Relationship Department Phiroze Jeejeebhoy Towers, 25 th Floor, Dalal Street, Fort, Mumbai 400 001	National Stock Exchange of India Limited Exchange Plaza, Plot No. C/1, Block G, Bandra-Kurla Complex, Bandra (East) Mumbai 400 051
Scrip Code: 524037	Symbol : RAMAPHO

Sub: Presentation for Quarter Ended December 31, 2025

Dear Sir/Madam,

Enclosing herewith Presentation on Company's Financial Performance for the Quarter Ended December 31, 2025.

This is for your information and records.

Thanking you,

Yours faithfully,
For RAMA PHOSPHATES LIMITED

HARESH
DOULAT
RAMSINGHANI

Digitally signed by
HARESH DOULAT
RAMSINGHANI
Date: 2026.01.14
16:37:53 +05'30'

HARESH D. RAMSINGHANI
CHIRMAN & MANAGING DIRECTOR
DIN 00035416



INVESTOR PRESENTATION

Q3 & 9M FY26

DISCLAIMER

This investor presentation has been prepared by Rama Phosphates Limited and does not constitute a prospectus or placement memorandum or an offer to acquire any securities. This presentation or any other documentation or information (or any part thereof) delivered or supplied should not be deemed to constitute an offer. No representation or warranty, express or implied is made as to and no dependence should be placed on, the fairness, accuracy, completeness or correctness of such information or opinions contained herein. The information contained in this presentation is only current as of its date. Certain statements made in this presentation may not be based on historical information or facts and may be “forward-looking statements”, including those relating to the general business plans and strategy of RAMA, its future financial condition and growth prospects, future developments in its industry and its competitive and regulatory environment and statements which contain words or phrases such as ‘will’, ‘expected to’, ‘horizons of growth’, ‘strong growth prospects, etc. or similar expressions or variations of such expressions. These forward-looking statements involve several risks, uncertainties and other factors that could cause actual results, opportunities and growth potential to differ materially from those suggested by the forward-looking statements. These risks and uncertainties include but are not limited to the general market, governmental and regulatory trends, movements in currency exchange and interest rates, competitive pressures, technological developments, legislative developments and other key factors that could affect our business.

OUR DIVERSIFIED PRODUCT PORTFOLIO



SSP Fertilizer



Pesticides : Sulphur DP 85%



MIX Fertilizers



MOP



Complex Urea Fertilizer



Sulphuric Acid, Oleum & It Derivatives



Specialty Chemical



Soya Oil



Soya De-Oiled Cake



LABSA

COMPANY OVERVIEW



SSP – 250000 MT
SA* – 100000 MT
SSF – 1080 MT
Micro – 25000 MT
Power – 2.40 MW

INDORE FERTILIZER



SSP – 132000 MT
SA* – 56100 MT
SSF – 540 MT
NPK – 60000 MT
Power – 0.60 MW

PUNE



SSP – 250000 MT
LABSA – 18000 MT
SSF – 990 MT
S Power – 792 KWP

UDAIPUR



SSP – 66000 MT

NIMBAHERA



Proposed

SSP – 216000 MT
SA* – 90000 MT

DHULE



SA* – 55000 MT
SC^ – 120000 MT
SR** – 30000 MT

INDORE OIL

*SA: Sulphuric Acid
^ SC: Soya Crushing
**SR: Soya Refinery

TOTAL CAPACITY
SSP :- 9,14,000 MT
SA:- 3,01,100 MT

We are the third-largest# manufacturer of SSP fertilizer in India.



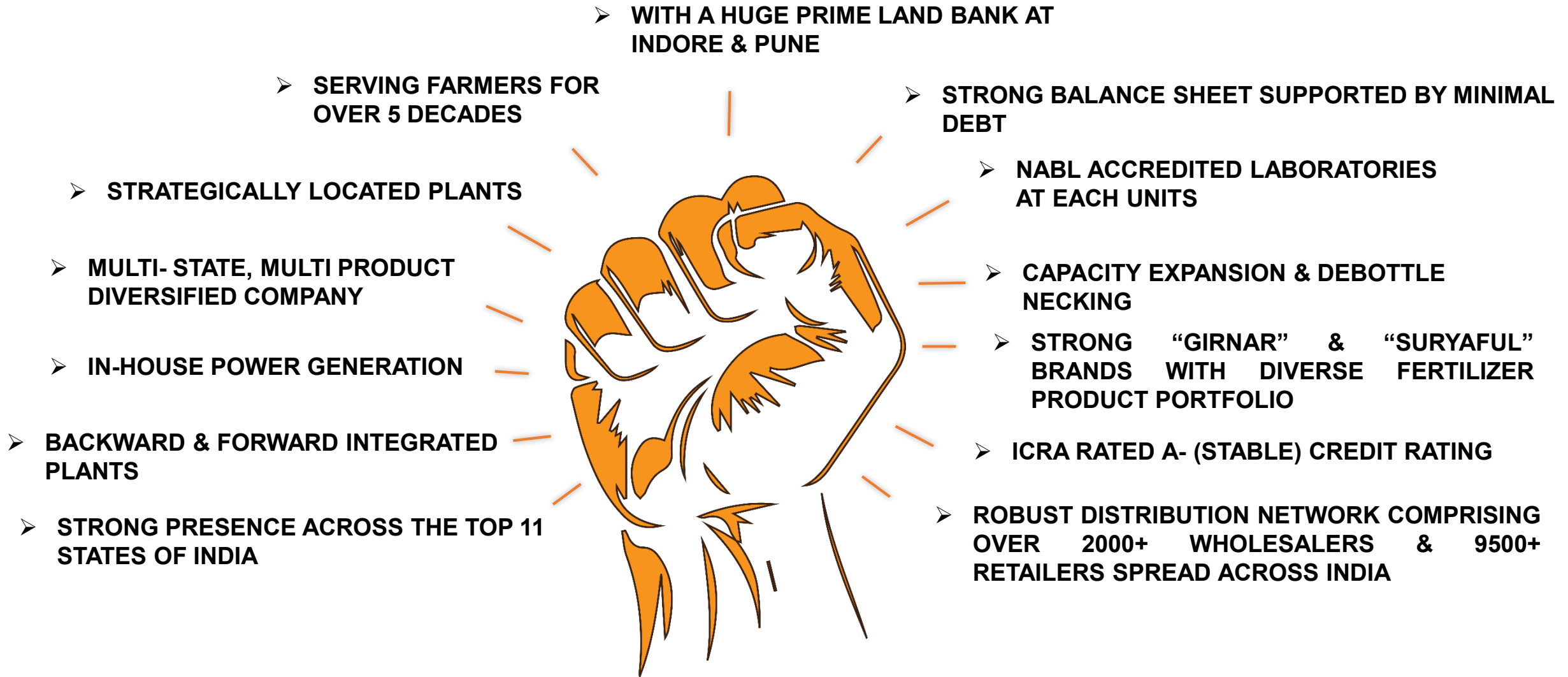
Manufacturing Plant



Head Office – Mumbai

#- Including Proposed Capacity

OUR KEY STRENGTH



OUR GROWTH JOURNEY

1984 - 2010

- 1984** Incorporation of Company
- 1987**
 - Fertilizer plant with capacity of 165000 MT PA First acid plant at Indore
 - Listed on BSE
- 1992** Soya cursing plant at Indore with capacity of 120000 MT
- 1995** Acquired Fertilizer plant with capacity of 132000 MT PA Acid plant at Pune
- 1996** Fertilizer plant with capacity of 132000 MT PA at Udaipur
- 2001** Negative net worth and was referred to BIFR
- 2009** Turnaround phase for the Company and it was back on the Growth Path
- 2010** Expansion of fertilizer plant from 132000 MT PA to 181000 MT PA at Udaipur

2011 - 2020

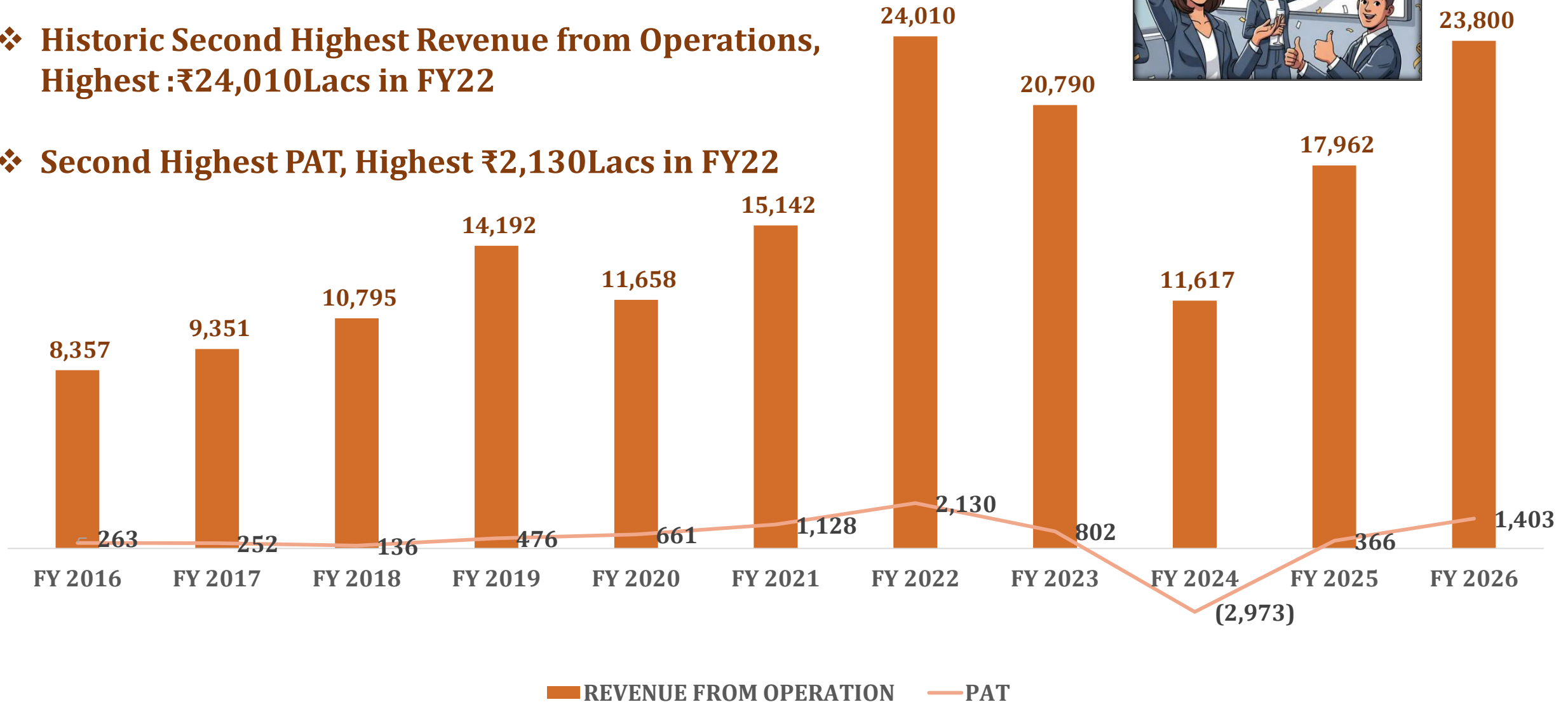
- 2012** Won FAI's Best SSP Production Performance award for 1st time
- 2013** Won FAI's Best SSP Production Performance award for 2nd time
- 2014** Won FAI's Best SSP Production Performance award for 3rd time
- 2016** Expansion of fertilizer plant from 165000 MT PA to 250000 MT PA at Indore
- 2017** Greenfield Micro-Nutrient plant
- 2019**
 - Successful implementation of SAP ERP software
 - Won FAI's Best SSP Production Performance award for 4th time
- 2020** Greenfield LABSA at Udaipur

2021 - 2025

- 2021**
 - Second Acid plant at Indore
 - Solar Plant at Udaipur & Expansion of fertilizer plant from capacity of 180000 MT PA to 250000 MT PA
 - New product launch at Pune unit
- 2022**
 - Exited from the CDR after payment of recompensation
 - Acquired 66,000 MT PA plant at Nimbahera on lease
 - Acquired 54 acres Land in Dhule
 - Listed on NSE also Highest Market Capitalization: ₹915Cr
 - Won FAI's Best SSP Production Performance award for 5th time
 - Procured advanced SSP plant machinery for Dhule
 - ICRA rating upgraded to A-/Stable (from BBB+) and A2+ (from A2)
 - New SSF plant at Pune
- 2023**
 - New SSF & GSSP plant at Indore
 - New SSF plant at Udaipur
 - Received EC for Dhule project
 - Release of 41% of pledged shares of promoter group
- 2024**
 - Automation implemented in production
 - NABL-accredited QC labs at Indore, Pune & Udaipur
 - ISO certified
 - 6th FAI Award for Best Production Performance
 - Launched New traded products BORON,PDM, CALCI N, Water-Soluble Fertilizer Launch
 - Introduced Magnesium Fortified Boron Zinc SSP
- 2025**
 - Introduced Complex Fertilizer: "Urea SSP" in Udaipur
 - First time Imported "MOP"

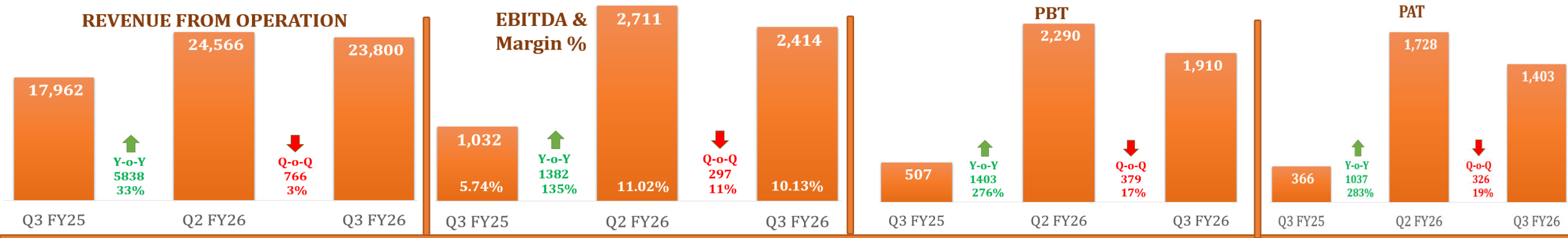
... JOURNEY GOES ON

- ❖ Highest Turnover in Chemical & Fertilizer Segment ever : ₹21,804 Lacs
- ❖ Historic Second Highest Revenue from Operations, Highest : ₹24,010 Lacs in FY22
- ❖ Second Highest PAT, Highest ₹2,130 Lacs in FY22



QUARTERLY FINANCIAL SUMMARY

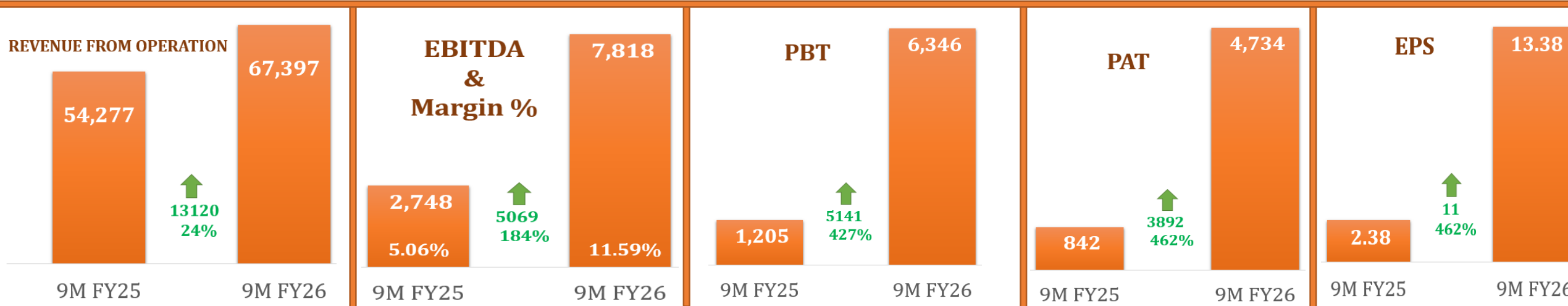
₹ in Lacs



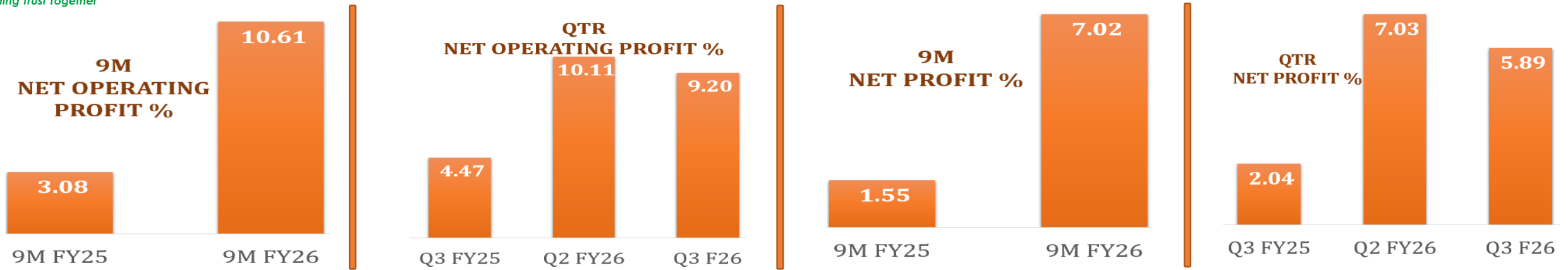
- Strong revenue growth momentum
 - EBITDA margins improving steadily
- Healthy 9M financial performance
 - Consistent operational efficiency gains Y-o-Y
- Strong surge across all Verticals
 - EPS up significantly year-on-year

9M FINANCIAL SUMMARY

₹ in Lacs



PROFIT %



QTR :Y-o-Y

Revenue up **by 33%**

EBITDA up **by 134%**

PBT up **by 276%**

PAT up **by 283%**

EPS up **by 283%**

RESULT AT A GLANCE									
PARTICULARS	Q3 FY26	Q2 FY26	Q3 FY25	Y-o-Y	Y-o-Y %	9M FY26	9M FY25	VARIANCE	%
Revenue From Opertation	23,800	24,566	17,962	5,838	33%	67,397	54,277	13,120	24%
Other Income	23	27	21	2	11%	73	71	2	2%
TOTAL INCOME	23,823	24,593	17,983	5,840	32%	67,470	54,348	13,121	24%
Cost of Materials Consumed	15,978	12,909	12,667	3,311	26%	41,823	34,921	6,902	20%
Purchase of Stock in Trade	1,979	323	193	1,786	927%	2,538	545	1,993	366%
Changes in Inventories of Finished goods, work-in-progress and stock-in-trade	-1,694	2,885	-99	-1,595	-1615%	430	3,878	-3,449	-89%
Employees Benefit Expenses	900	890	855	45	5%	2,677	2,492	185	7%
Finance Cost	302	221	316	-14	-4%	875	928	-53	-6%
Depreciation & Amortisation Expenses	202	200	208	-7	-3%	597	615	-19	-3%
Other Expenses	4,245	4,876	3,335	910	27%	12,185	9,764	2,421	25%
TOTAL EXPENSES	21,913	22,303	17,475	4,437	25%	61,124	53,143	7,981	15%
EBITDA	2,414	2,711	1,032	1,382	134%	7,818	2,748	5,069	184%
PBT	1,910	2,290	507	1,403	276%	6,346	1,205	5,141	427%
TAX	508	561	141	366	259%	1,612	363	1,249	344%
PAT	1,403	1,728	366	1,037	283%	4,734	842	3,892	462%
EPS (Face Value of ₹ 5/- Per Share)	3.96	4.88	1.03	2.93	283%	13.38	2.38	11.00	462%

₹ in Lacs

9M

Revenue up **by 24%**

EBITDA up **by 184%**

PBT up **by 427%**

PAT up **by 462%**

EPS up **by 462%**

KEY HIGHLIGHTS

- ❖ ICRA reaffirmed A-credit rating, Outlook Upgraded to “STABLE” from “NEGATIVE”
- ❖ **Robust Financial performance** during the quarter
- ❖ FY26 **SSP contract** renewal with **Hindustan Urvarak & Rasayan Limited(HURL)(~1 lakh MT)** reinforces revenue stability and enhances top-line outlook
- ❖ All **recently launched products** received a **tremendous market response**
- ❖ During the quarter, **Sulphur prices** experienced **significant volatility**, reaching the **highest level in their historical range**
- ❖ The quarter was characterized by **significant volatility in the US dollar**, Manage FOREX in well efficiency manner.
- ❖ **Operational Efficiency, Proactive R&D & Leveraging technology** contributed to outstanding financial results
- ❖ **1st Phase of Dhule location New project** on track



INDORE PLANT

❖ Phase 1-Project Progress

- **CAPEX incurred till Q3 FY26 : ₹35.05Cr** Incl ₹4.85 Cr has been funded through a term loan
- **Term Loan from RBL Bank : ₹8Cr** Sanction Carrying Int Rate 8.95%P.A
- **Plant & Machinery already procured**
- Expect to commence Trial production of SSP **by end of Q4 FY26**

❖ Phase-2- Upcoming

- The Second phase of the project will include the establishment of **Sulphuric Acid plant.**
- Proposed **Capacity** for Sulphuric Acid Plant: **90,000MT**
- **Project construction** is expected to **tentatively** begin in the **last week of Apr'2026 & conclude by Mar'2027**
- The total **cost of the project** is estimated at **₹30 crore**



VISION

- ❖ To become ₹2000+ Cr turnover Company , Key focus on Chemicals & Fertilizers Segment
- ❖ To Become key Leader in SSP fertilizer on Pan India Level
- ❖ To Become trusted and leading provider of one-stop Agri-solutions for Indian farmers.
- ❖ To build strong brand equity and farmer loyalty across key markets
- ❖ To focus on value added Complex Urea fertilizer products & soya division
- ❖ Explore more industrial chemicals products to De-risk from products dependency
- ❖ Expand the Fertilizers Product Portfolio by including P&K Fertilizers Imports
- ❖ Capacity expansion by commissioning of Dhule Complex in Phase Manner.
- ❖ Profitable growth through capacity expansion and new geographies.
- ❖ To reduce operating cost by attaining economies of scale at all units, Focus on R&D and Automation
- ❖ Adopt green manufacturing practices and reduce environmental footprint.
- ❖ Community enrichment & welfare of the poor people
- ❖ Strategic partnerships with Agri-universities for innovation and farmer outreach



NIMBAHERA PLANT

RECENTLY LAUNCHED PRODUCTS



SAMPURN +MG



SAMPURN



RAMA BORON



MICRO GOLD



RAMAPDM



NEEM-O



CALCI N



BHARAT MOP



BHARAT NPK UREA SSP



Building Trust Together

THANK YOU



+91-22-2283 4123 / 2283 4182



51/52 Free Press House,
Nariman Point, Mumbai 400 021



rama@ramagroup.co.in

