



S Chand And Company Limited

Corporate Office: A-27, 2nd Floor, Mohan Co-Operative Industrial Estate, New Delhi - 110044, India.

Registered Office: Ravindra Mansion, Ram Nagar, New Delhi - 110055, India.

P: +91 11 4973 1800 | F: +91 11 4973 1801 | E: info@schandgroup.com | www.schandgroup.com

Date: February 14, 2019

To Listing Department BSE Limited Phiroze Jeejeebhoy Towers, Dalal Street, Mumbai, Maharashtra 400001	To Listing Department, National Stock Exchange of India Limited Exchange Plaza, C-1, Block G, Bandra Kurla Complex, Bandra (E), Mumbai, Maharashtra 400051
---	---

Dear Sir,

Re: Investors Presentation-Financial Results-Q3 FY 2018-19 -pursuant to Regulation 30 of the SEBI (Listing Obligations and Disclosure Requirements) Regulations, 2015

The presentation for the analysts and investors for the conference call scheduled to be held on Friday, February 15, 2019 at 1:00 P.M. to discuss the financial results for the quarter ended December 31, 2018 is attached herewith.

The Company shall also disseminate the above information on the website of the Company i.e. www.schandgroup.com.

Request you to kindly take note of the same.

Thanking You.

For S Chand And Company Limited

Jagdeep Singh
Company Secretary
Membership No-A15028
Add- A-27, 2nd Mohan Co-operative Industrial Estate,
New Delhi-110044

Encl: As above



The diagram shows a grid of points arranged in a roughly triangular shape. The points are represented by dots. Various letters are placed near the dots, indicating specific elements or relationships. The letters include 'C', 'G', 'J', and 'K'. The distribution of letters is as follows:

- Top row: Two 'C's.
- Second row: Two 'G's, one 'J', and one 'G'.
- Third row: One 'C', one 'C', one 'C', and one 'K'.
- Fourth row: One 'C', one 'J', and one 'C'.
- Fifth row: One 'C'.
- Sixth row: One 'C'.
- Seventh row: One 'C'.
- Eighth row: One 'C'.
- Ninth row: One 'C'.
- Tenth row: One 'C'.
- Eleventh row: One 'C'.
- Twelfth row: One 'C'.
- Thirteenth row: One 'C'.
- Fourteenth row: One 'C'.
- Fifteenth row: One 'C'.
- Sixteenth row: One 'C'.
- Seventeenth row: One 'C'.
- Eighteenth row: One 'C'.
- Nineteenth row: One 'C'.
- Twentieth row: One 'C'.
- Twenty-first row: One 'C'.
- Twenty-second row: One 'C'.
- Twenty-third row: One 'C'.
- Twenty-fourth row: One 'C'.
- Twenty-fifth row: One 'C'.
- Twenty-sixth row: One 'C'.
- Twenty-seventh row: One 'C'.
- Twenty-eighth row: One 'C'.
- Twenty-ninth row: One 'C'.
- Thirtieth row: One 'C'.
- Thirty-first row: One 'C'.
- Thirty-second row: One 'C'.
- Thirty-third row: One 'C'.
- Thirty-fourth row: One 'C'.
- Thirty-fifth row: One 'C'.
- Thirty-sixth row: One 'C'.
- Thirty-seventh row: One 'C'.
- Thirty-eighth row: One 'C'.
- Thirty-ninth row: One 'C'.
- Fortieth row: One 'C'.
- Forty-first row: One 'C'.
- Forty-second row: One 'C'.
- Forty-third row: One 'C'.
- Forty-fourth row: One 'C'.
- Forty-fifth row: One 'C'.
- Forty-sixth row: One 'C'.
- Forty-seventh row: One 'C'.
- Forty-eighth row: One 'C'.
- Forty-ninth row: One 'C'.
- Fiftieth row: One 'C'.
- Fifty-first row: One 'C'.
- Fifty-second row: One 'C'.
- Fifty-third row: One 'C'.
- Fifty-fourth row: One 'C'.
- Fifty-fifth row: One 'C'.
- Fifty-sixth row: One 'C'.
- Fifty-seventh row: One 'C'.
- Fifty-eighth row: One 'C'.
- Fifty-ninth row: One 'C'.
- Sixtieth row: One 'C'.
- Sixty-first row: One 'C'.
- Sixty-second row: One 'C'.
- Sixty-third row: One 'C'.
- Sixty-fourth row: One 'C'.
- Sixty-fifth row: One 'C'.
- Sixty-sixth row: One 'C'.
- Sixty-seventh row: One 'C'.
- Sixty-eighth row: One 'C'.
- Sixty-ninth row: One 'C'.
- Seventieth row: One 'C'.
- Seventy-first row: One 'C'.
- Seventy-second row: One 'C'.
- Seventy-third row: One 'C'.
- Seventy-fourth row: One 'C'.
- Seventy-fifth row: One 'C'.
- Seventy-sixth row: One 'C'.
- Seventy-seventh row: One 'C'.
- Seventy-eighth row: One 'C'.
- Seventy-ninth row: One 'C'.
- Eightieth row: One 'C'.
- Eighty-first row: One 'C'.
- Eighty-second row: One 'C'.
- Eighty-third row: One 'C'.
- Eighty-fourth row: One 'C'.
- Eighty-fifth row: One 'C'.
- Eighty-sixth row: One 'C'.
- Eighty-seventh row: One 'C'.
- Eighty-eighth row: One 'C'.
- Eighty-ninth row: One 'C'.
- Ninetieth row: One 'C'.
- Ninety-first row: One 'C'.
- Ninety-second row: One 'C'.
- Ninety-third row: One 'C'.
- Ninety-fourth row: One 'C'.
- Ninety-fifth row: One 'C'.
- Ninety-sixth row: One 'C'.
- Ninety-seventh row: One 'C'.
- Ninety-eighth row: One 'C'.
- Ninety-ninth row: One 'C'.
- One hundred row: One 'C'.



•

•

•

•

•

•

Q3 historically contributes only a minor portion of our annual revenues

K K

K

K

K

K K

K

K

K

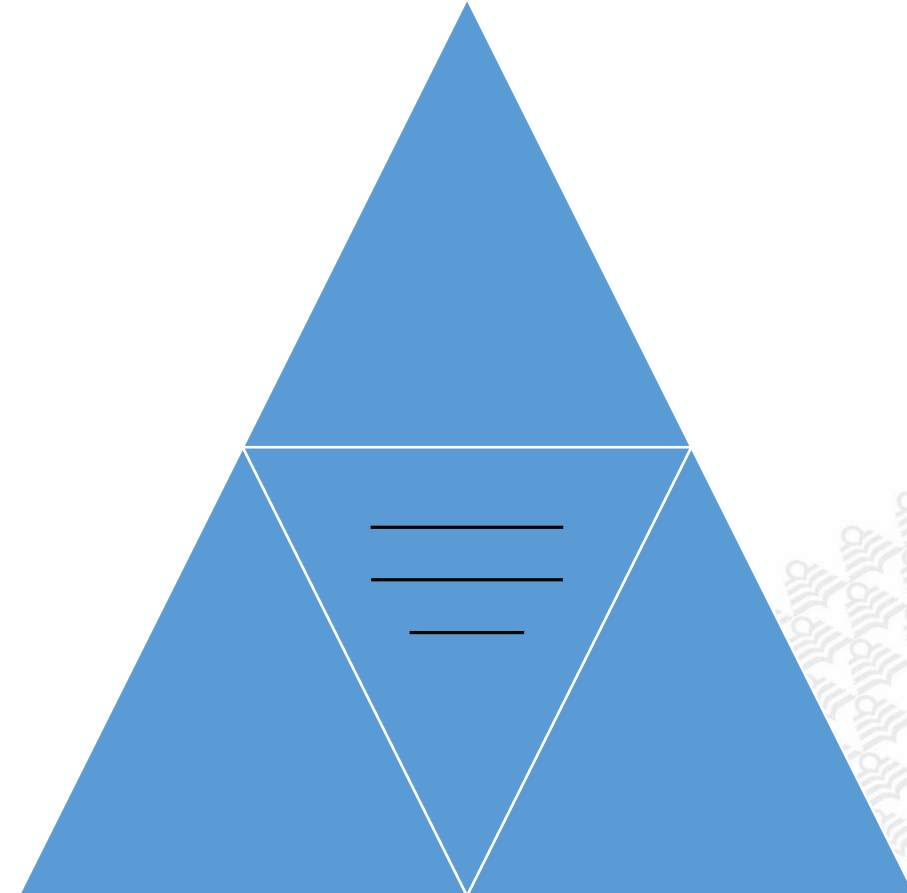
K


K

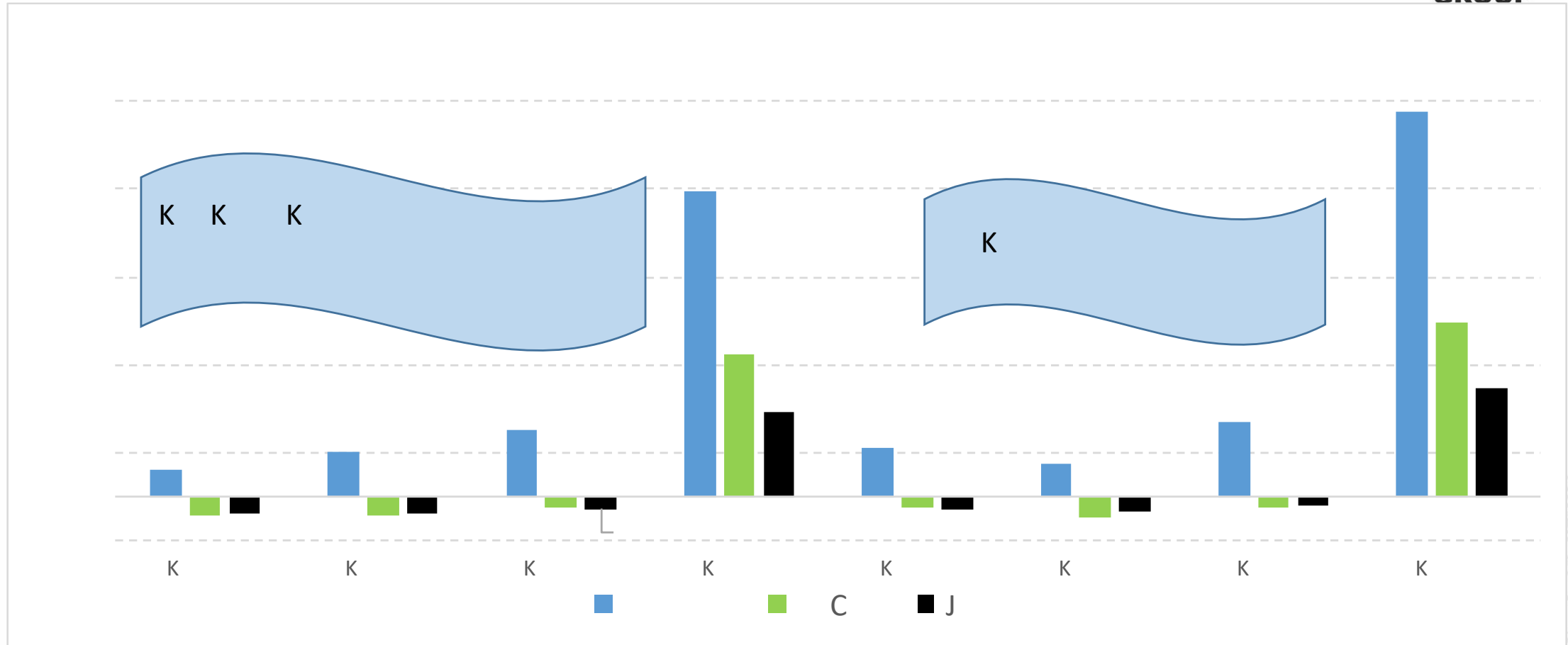
K

K

C






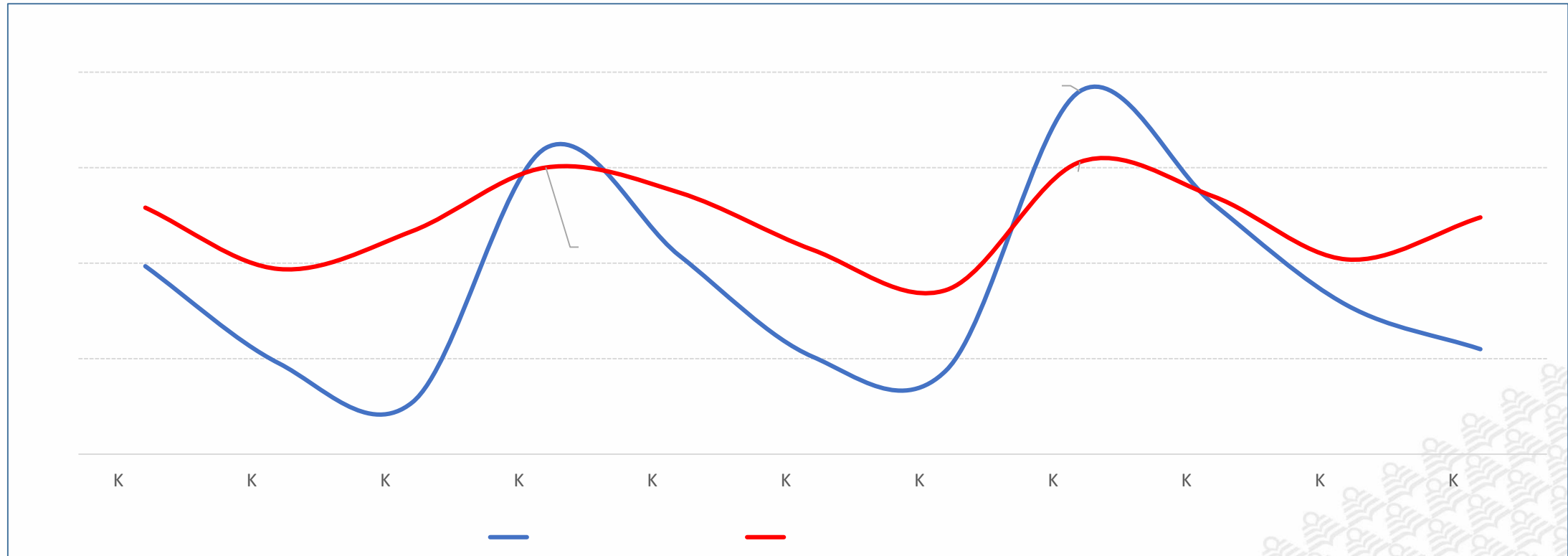


The company makes up the whole year profits in Q4 after posting negative profitability in the first three quarters

	Particulars	Quarter ended			Nine months period ended		Year ended
		Dec 31, 2018	Dec 31, 2017	Sep 30, 2018	Dec 31, 2018	Dec 31, 2017	March 31, 2018
		Unaudited (Refer note 2)	Unaudited (Refer note 2)	Unaudited (Refer note 2)	Unaudited (Refer note 2)	Unaudited (Refer note 2)	Audited
I	Revenue from operations	46	680	106	729	1,398	7,944
II	Other income	32	29	17	74	60	127
III	Total income (I+II)	78	709	123	803	1,457	8,072
IV	Expenses						
	Cost of published goods/materials consumed	611	798	305	1,173	1,170	2,388
	Publication expenses	80	144	64	221	292	683
	Purchases of traded goods	32	17	49	98	55	74
	(Increase)/decrease in inventories of finished goods and work in progress	(734)	(594)	(347)	(1,007)	(668)	101
	Selling and distribution expenses	296	167	209	640	454	737
	Employee benefits expenses	403	362	367	1,127	1,015	1,386
	Finance cost	71	47	57	182	179	240
	Depreciation and amortization expense	67	47	55	177	141	193
	Other expenses	208	154	234	616	498	650
	Total expenses (IV)	1,035	1,141	994	3,227	3,135	6,450
V	Profit/(loss) before share of loss in associates, exceptional items and tax (III-IV)	(957)	(432)	(871)	(2,424)	(1,678)	1,622
VI	Share of loss in associates	10	9	4	19	10	12
VII	Profit/(loss) before exceptional items and tax (V-VI)	(967)	(441)	(875)	(2,443)	(1,688)	1,609
VIII	Exceptional items (refer note 11)	226	-	-	284	-	-
IX	Profit/(loss) before tax (VII-VIII)	(1,193)	(441)	(875)	(2,728)	(1,688)	1,609
X	Tax expenses:						
	1) Current tax	12	28	(8)	6	30	585
	2) Deferred tax	(390)	(210)	(295)	(849)	(538)	(46)
XI	Profit/(loss) for the period/ year from continuing operations (IX-X)	(815)	(259)	(571)	(1,884)	(1,180)	1,071

-
-

K





G

G

J

G



J

C

C

G

G

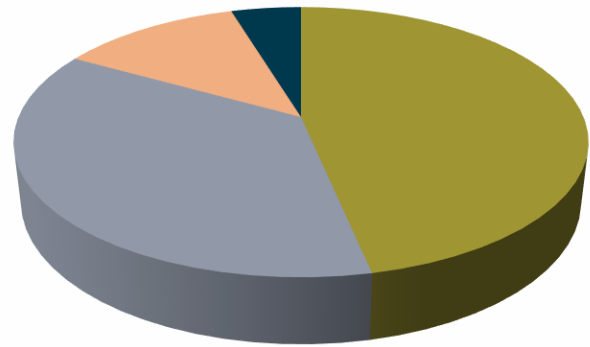
J

C

C

G

J J



J

J

G

C



-
- J
 - J

-
- J
 -
 - J
 -



-
- J
 -
 - J
 -

-
- J
 -
 -
 -

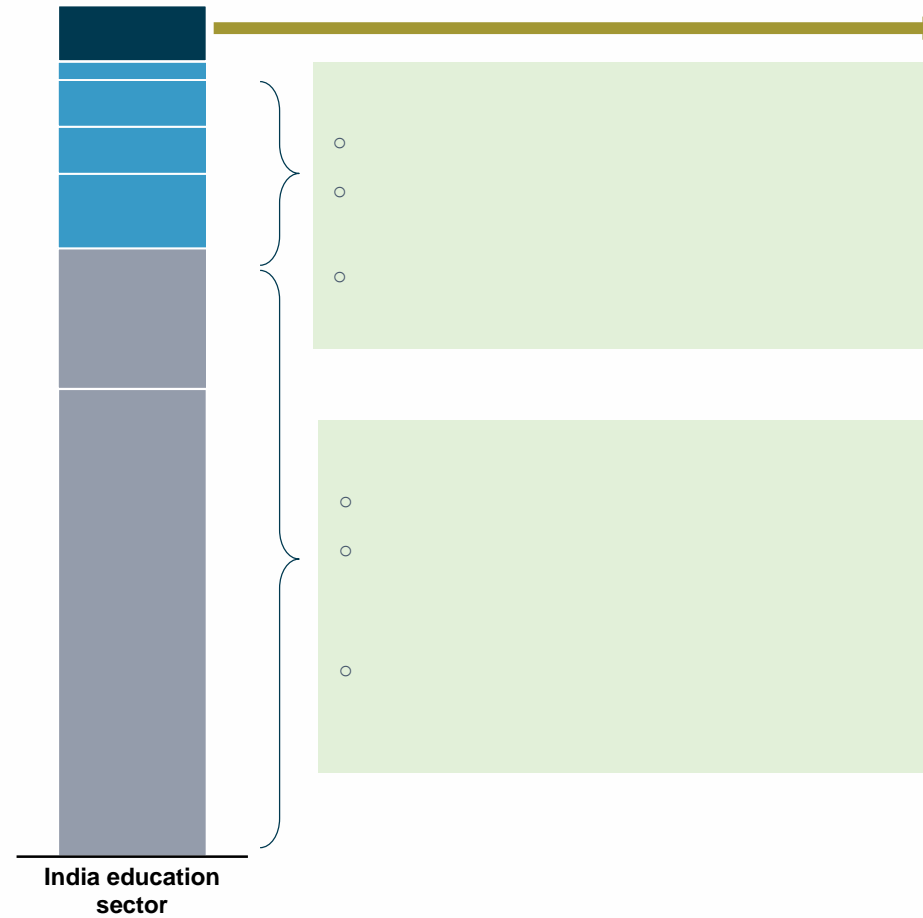
J

C

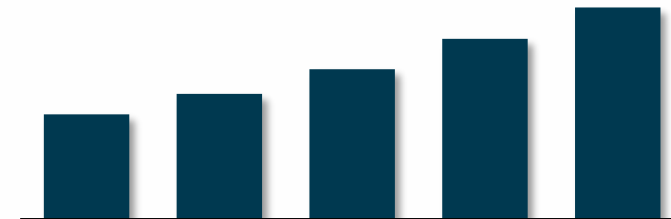
J

J

US\$90 BN Market Size for the Indian Education Sector


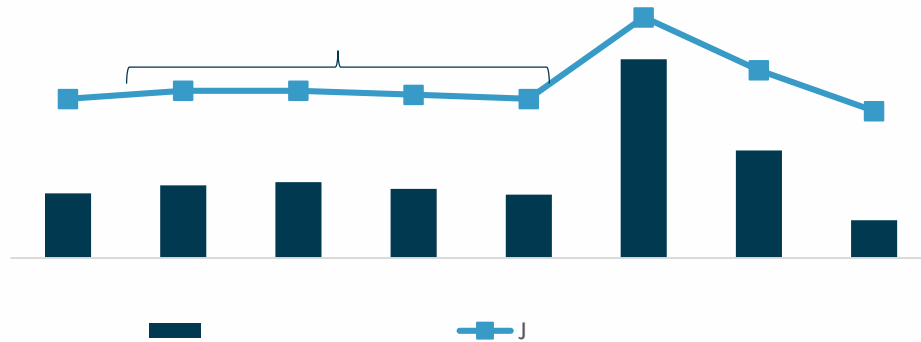


-
-
- G
-
-



-
-
- J
- C
-

G

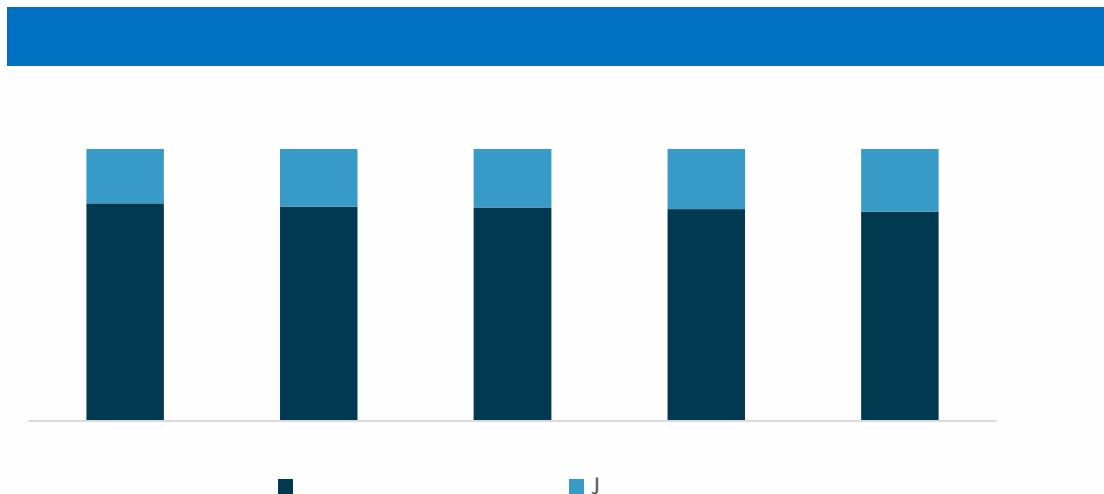


J

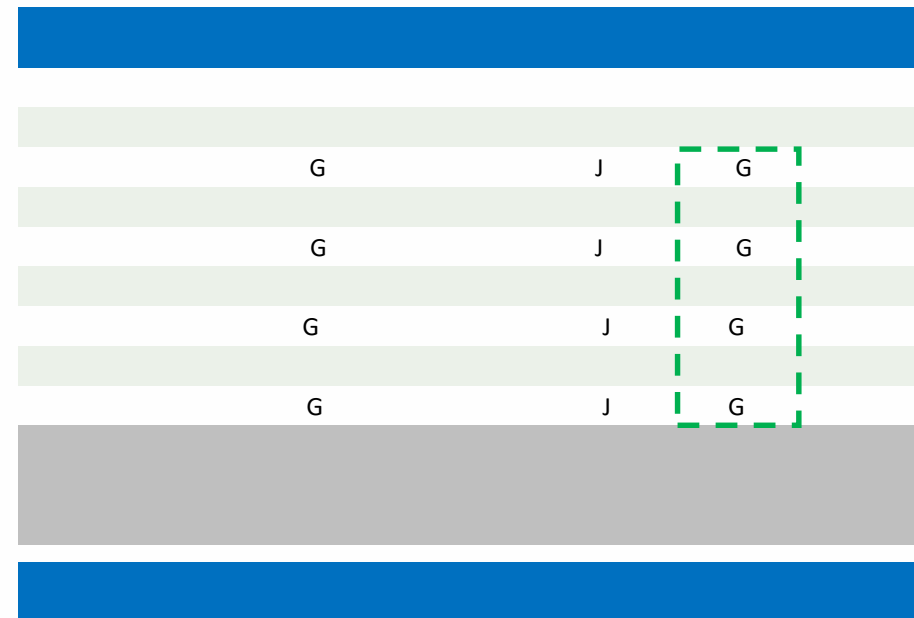


-
-
-

C



Board	2010-11	2011-12	2012-13	2013-14	2014-15	2015-16	2016-17	CAGR
CBSE	11,349	12,337	13,898	14,778	15,933	17,474	19,446	9.4%
ICSE	1,461	1,565	1,678	1,798	1,927	2,181	2,295	7.8%
State Boards	13,16,401	13,63,862	14,47,487	14,65,871	14,60,455	NA	NA	NA
Total	13,29,211	13,77,764	14,63,063	14,63,447	14,78,315	NA	NA	NA



•

•

•

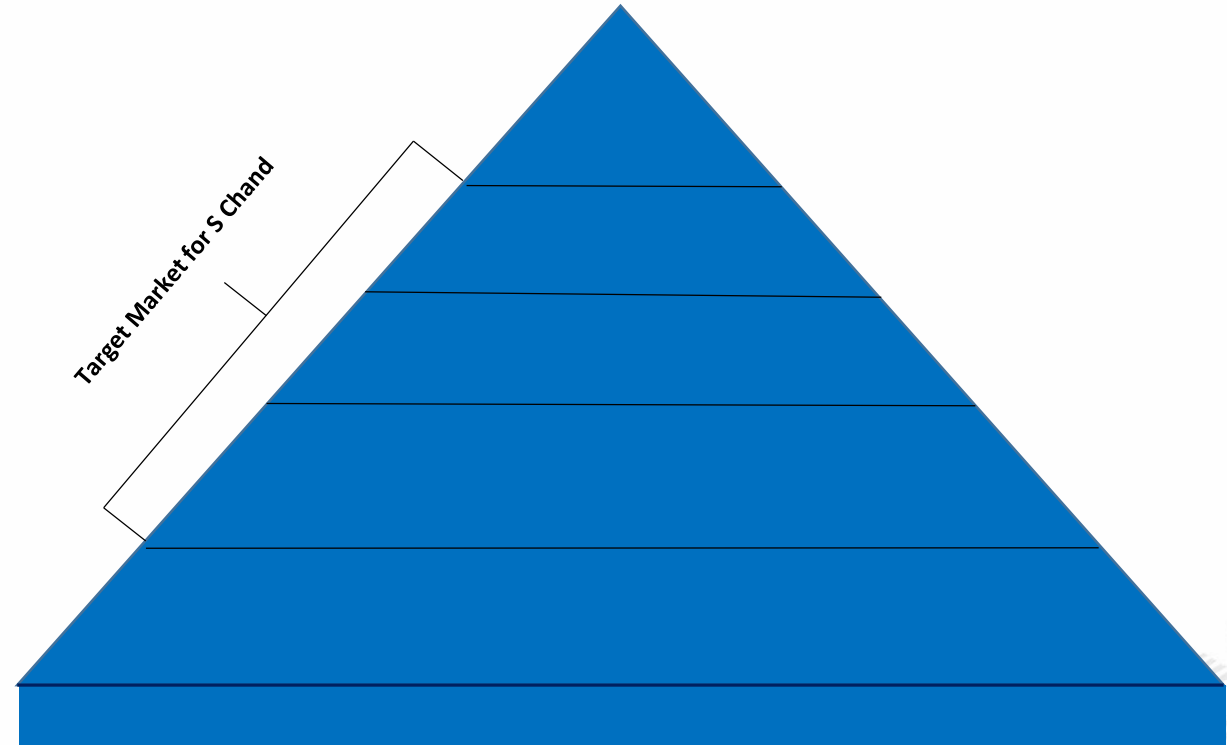
•



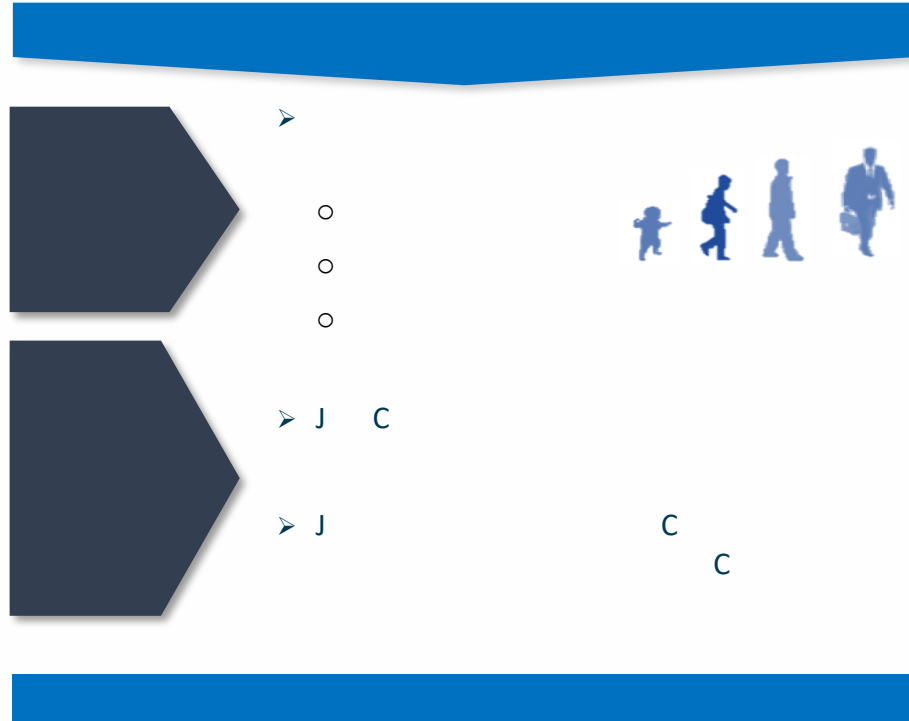
C

C

-
-
-
-

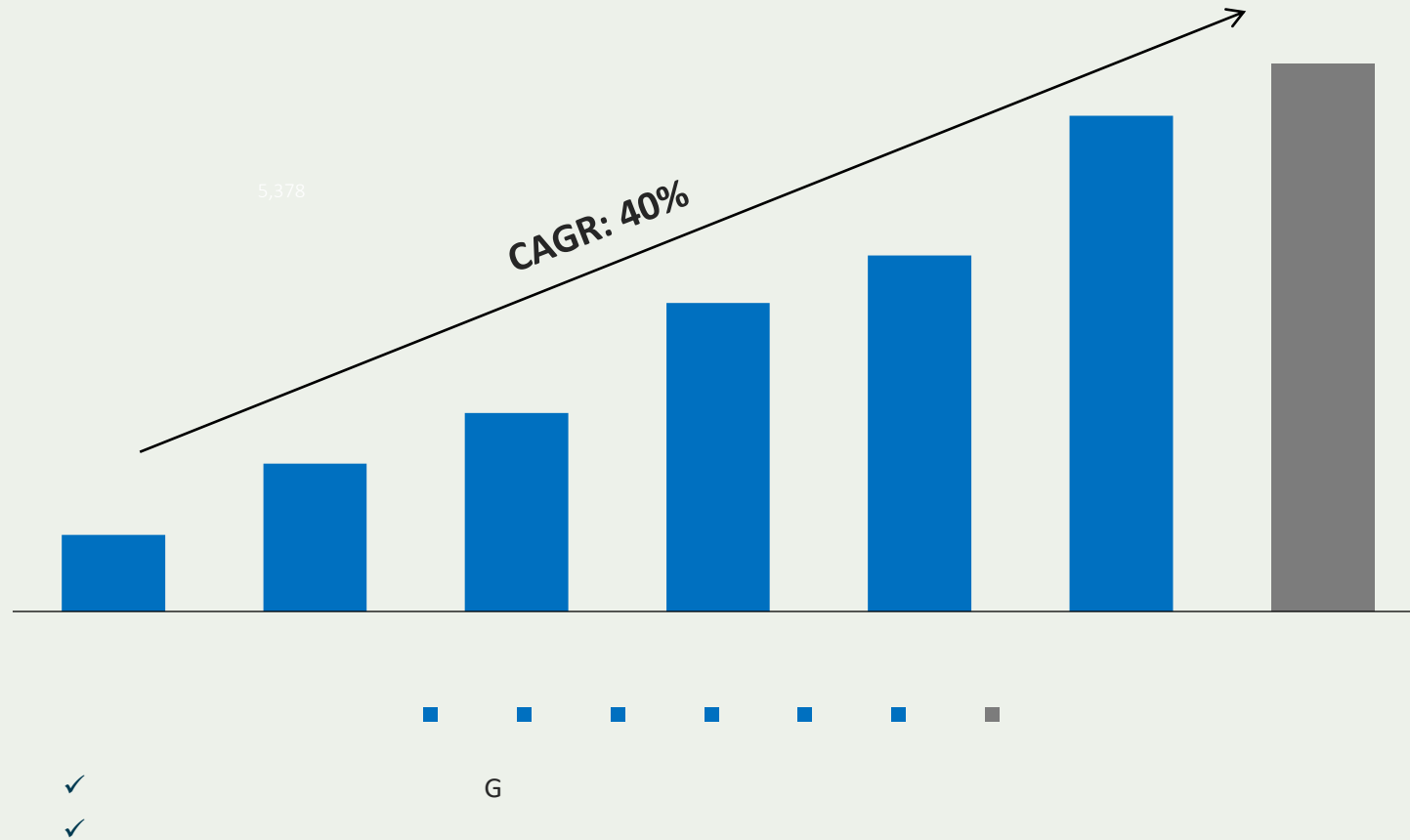
C





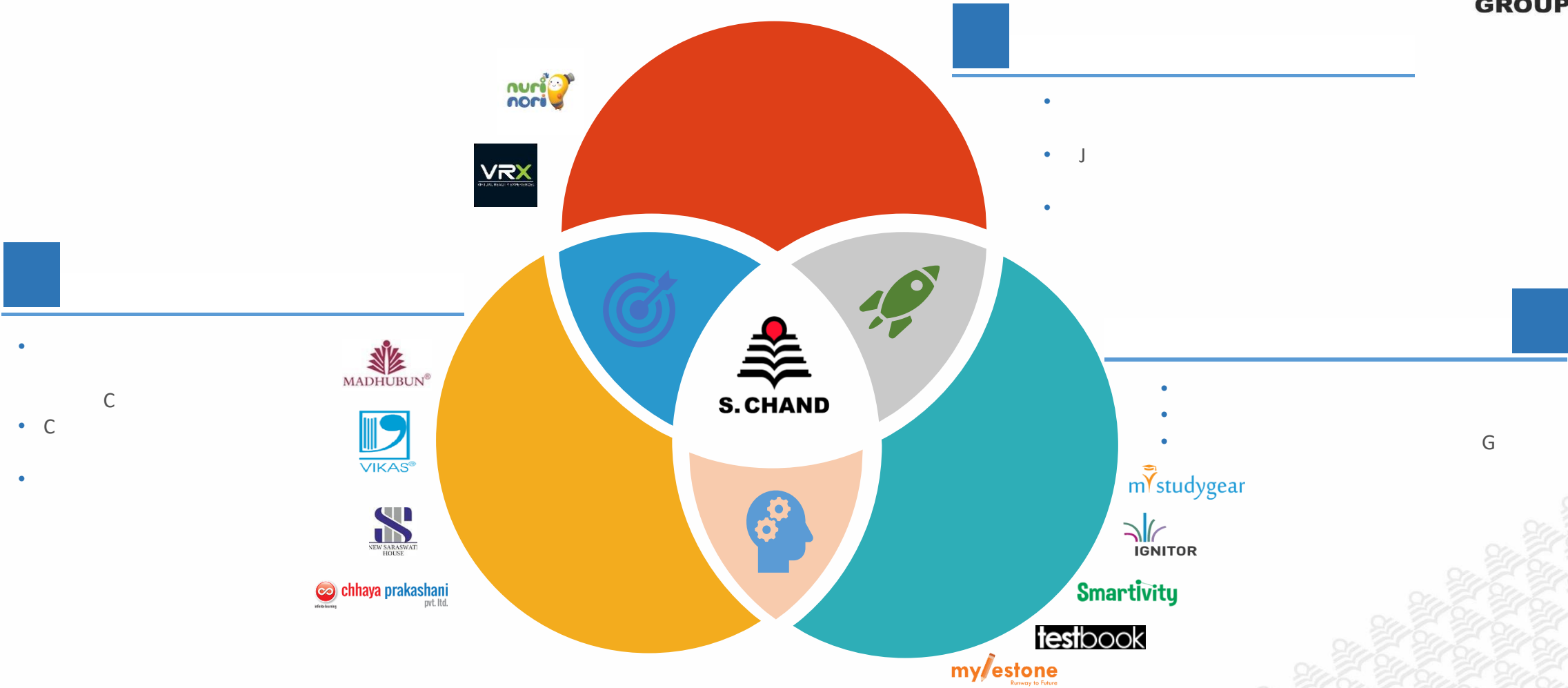
	K-12	Higher Education	Early Learning
Revenue contribution			
Target Segment			
Description/ Highlights	<ul style="list-style-type: none"> <p>C</p>	<ul style="list-style-type: none"> 	<ul style="list-style-type: none"> G
Strategy	<ul style="list-style-type: none"> C 	<ul style="list-style-type: none"> C 	<ul style="list-style-type: none">





- J
- G
- G
-
-
- J
- J
- J
- G
- G
-
-





-
-
-
-



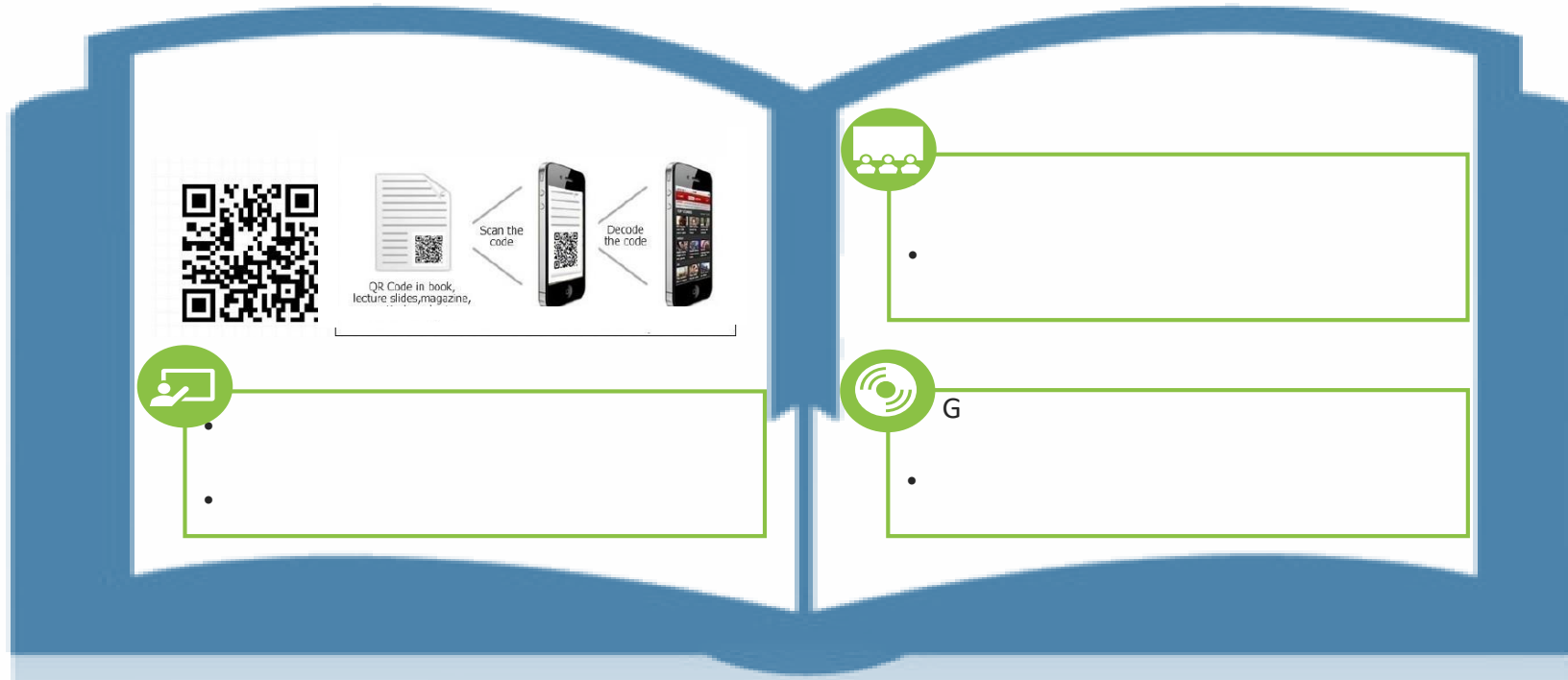
Driver for acquisition



Driver for acquisition



Driver for acquisition



-
-

- J

C



-

-

C



-

-

-

C

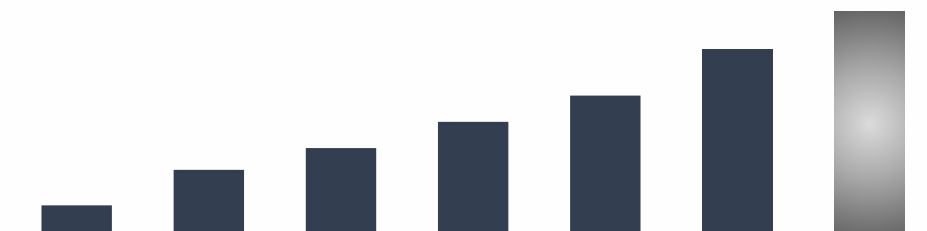
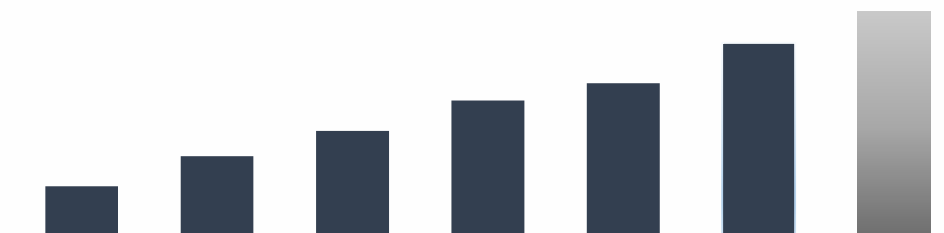
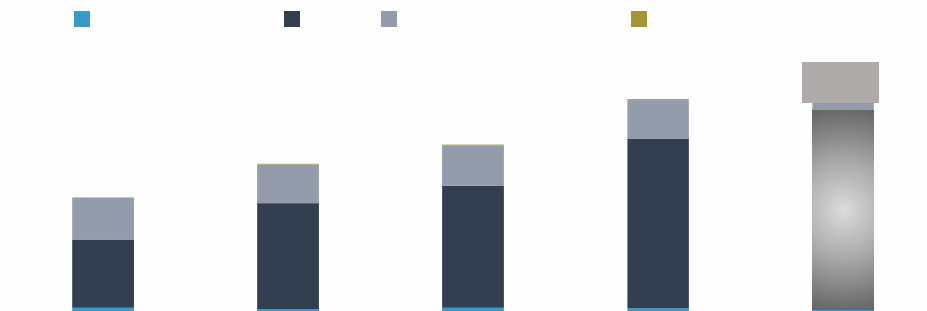
-



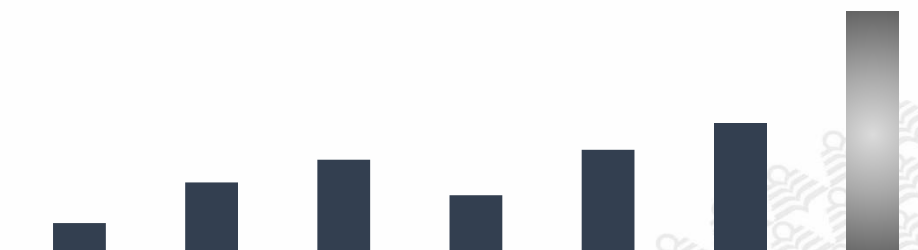
J	

J

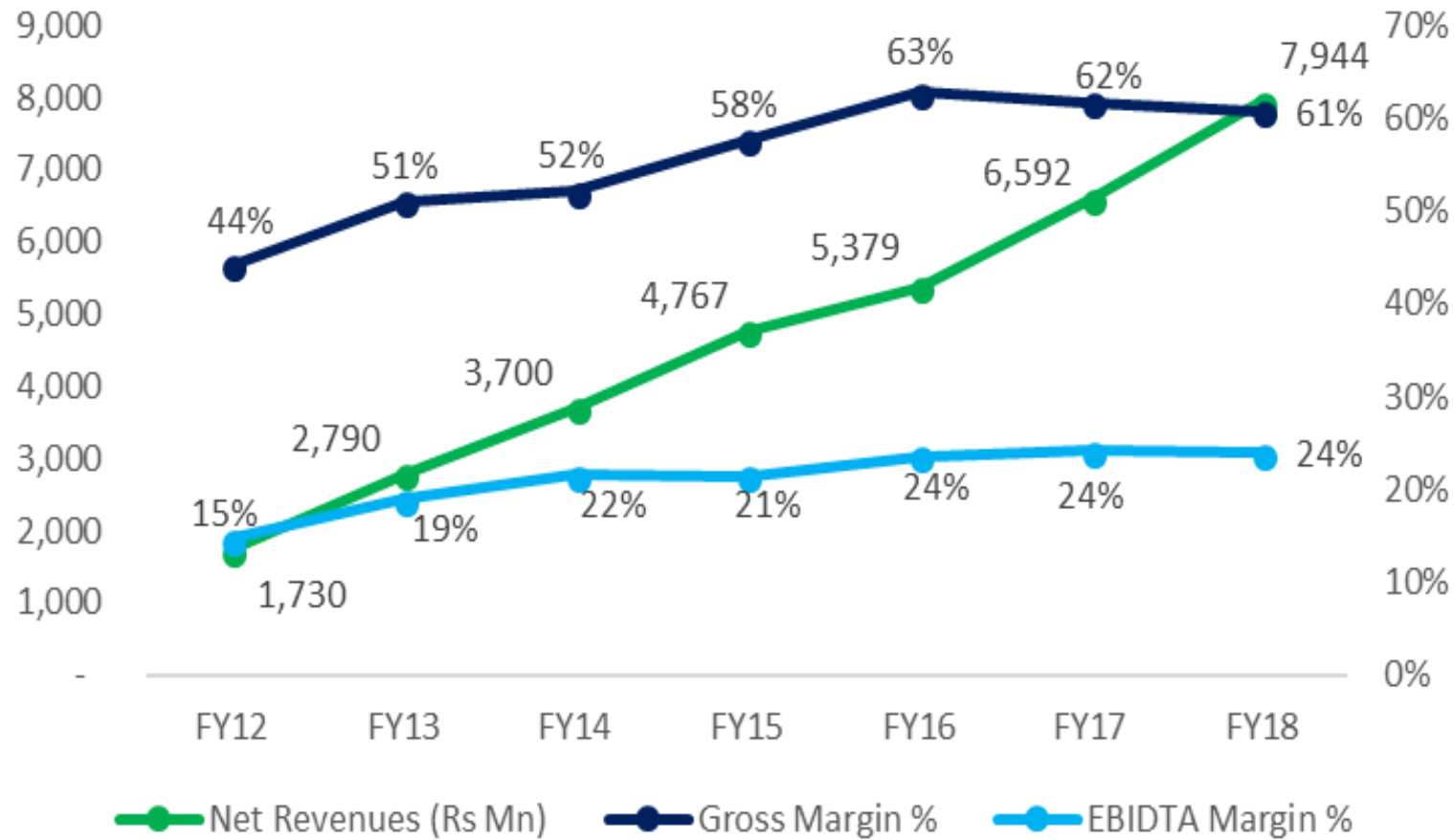
C



C J C J



Historical trend - Revenue, Gross margin, EBITDA margin



-
- J
-
- C
-



a knowledge corporation

C

C

C

C

J

G

C