ASSOCIATED
KEDIA GROUP
Dreams Determination Dexterity

Associated
Alcohols & Breweries Ltd.

Registered / Corporate Office :
4th Floor, BPK Star Tower, A.B. Road,
Indore - 452 008, (M.P.) India
Contact No. +91 731 4780400/490
Fax : +91 731 4780410
E-mail : info@aabl.in
CIN : L15520MP1989PLC049380

14th November, 2022

To,
The Department of Corporate Services
BSE Limited
PJ Tower, Dalal Street,
Mumbai – 400 001
Scrip Code: 507526

To,
The Listing Department
National Stock Exchange of India Limited
Exchange Plaza, C-1, G Block
Bandra Kurla Complex,
Mumbai – 400 051
NSE Symbol: ASALCBR

Sub: Submission of newspaper clipping of Unaudited Financial Results (UFR) for the quarter and half year ended 30th September, 2022 pursuant to Regulation 47 of the SEBI (LODR) Regulations, 2015.

Dear Sir,

We are enclosing herewith the Newspaper clipping of the **Unaudited Financial Results (UFR)** for quarter and half year ended 30th September, 2022 which was approved by the Board of Directors in their meeting held on **12th November, 2022** published in the "Financial Express" – English language (All Edition) and "Naidunia"– Hindi (Vernacular language) Newspapers on 13th November, 2022.

This is for your information and record.

Thanking you,

For; Associated Alcohols & Breweries Limited

Sumit Jaitely
Company Secretary & Compliance Officer

ASSOCIATED ALCOHOLS BREWERIES LTD. INDORE

Enclosures: a/a

KANCHANJUNGA

KANCHANJUNGA POWER COMPANY PRIVATE LIMITED

(CIN:U74899DL1991PTC046387)

Registered Office: A-26/5, First Floor, Street No-8, West Vinod Nagar, Delhi-110092

Phone No. - 0120 4621300; **Email Id -** phg.secretarial@polyplex.com; **Website :** http://indiahydro.in

EXTRACT OF UNAUDITED STANDALONE FINANCIAL RESULTS FOR THE QUARTER AND HALF YEAR ENDED SEPTEMBER 30, 2022

(₹ in lakhs)

S. No.	Particulars	Half Year Ended Sep 30, 2022	Quarter Ended Sep 30, 2022	Quarter Ended June 30, 2022	Previous year ended March 31, 2022
1.	Total Income from Operations	3,839.06	2,494.54	1,344.52	3,543.71
2.	Net Profit/ (Loss) for the period (before Tax, Exceptional and/ or Extraordinary items#)	1,893.24	1,535.67	357.57	(844.64)
3.	Net Profit/ (Loss) for the period before tax (after Exceptional and/ or Extraordinary items#)	2,423.61	2,222.60	201.01	(844.64)
4.	Net Profit/ (Loss) for the period after tax (after Exceptional and/ or Extraordinary items#)	2,368.82	2,198.48	173.46	(637.04)
5.	Paid up Equity Share Capital	2014.20	2014.20	2014.20	2014.20
6.	Reserves (excluding Revaluation Reserve)	(4886.24)	(4886.24)	(7081.59)	(7255.04)
7.	Securities Premium Account	-	-	-	-
8.	Net worth	1,827.76	1,827.76	(367.59)	(541.04)
9.	Paid up Debt Capital/ Outstanding Debt	10,966.72	10,966.72	11,233.36	11,500.00
10.	Outstanding Redeemable Preference Shares	4,699.80	4,699.80	4,699.80	4,699.80
11.	Debt Equity Ratio	6.0	6.0	(30.6)	(21.3)
12.	Earnings Per Share (of Rs. 10/- each) (for continuing and discontinued operations)				
	a. Basic:	9.13	7.50	1.64	(3.16)
	b. Diluted:	9.13	7.50	1.64	(3.16)
13.	Capital Redemption Reserve	-	-	-	-
14.	Debenture Redemption Reserve	-	-	-	-
15.	Debt Service Coverage Ratio	4.01	6.06	1.40	1.28
16.	Interest Service Coverage Ratio	8.39	14.30	2.53	1.40

-Exceptional and/or Extraordinary items adjusted in the Statement of Profit and Loss in accordance with AS Rules.

Notes:

a. In terms of Regulation 52 of SEBI (Listing Obligation and Disclosure Requirements) Regulations, 2015, the aforesaid Statement of Un-audited financial results for the quarter and half year ended September 30, 2022 of the Company has been approved by the Board of the Directors at their meeting held on November 12, 2022. The aforesaid financial results for the quarter and half year ended September 30, 2022 have been subject to limited review by the statutory auditors of the Company.

b. The Un-audited financial results have been prepared in accordance with recognition and measurement principles laid down in the applicable Accounting Standards as prescribed under section 133 of the Companies Act, 2013 as amended read with relevant rule thereunder and in terms of the regulation 52 of SEBI (Listing Obligation and Disclosure Requirements) Regulations 2015 as amended.

c. Pertinent disclosures w.r.t. the additional information on the financial results referred to in Regulation 52(4) of the SEBI (Listing Obligation and Disclosure Requirements) Regulations 2015, have been made to the National Stock Exchange (NSE) and can be accessed on its website "www.nseindia.com".

d The above is an extract of the detailed format of un-audited quarterly and half yearly financial results filed with NSE under regulation 52 of SEBI (Listing Obligation and Disclosure Requirements) Regulations 2015. The detailed financial results are available on the website of the NSE where the NCDs of the Company are listed.

For and on behalf of Board of Directors of
Kanchanjunga Power Company Private Limited
Sd/-
Pramod Kumar Arora
Whole Time Director
DIN: 01898696

Place: Noida
Date: November 12, 2022

CHEMCRUX ENTERPRISES LIMITED

CIN: L01110GJ1996PLC029329

Sr. No.	Particulars	Quarter Ended 30/09/2022 (Unaudited)	Quarter Ended 30/06/2022 (Unaudited)	Quarter Ended 30/09/2021 (Unaudited)	Half Year Ended 30/09/2022 (Unaudited)	Half Year Ended 30/09/2021 (Unaudited)
1.	Total income from operations (net)	2,806.48	2,714.58	2,319.87	5,521.05	3,958.57
2.	Net Profit/ (Loss) for the period (before Tax, Exceptional and/or extraordinary items)	550.98	516.80	459.05	1,067.75	744.46
3.	Net Profit/ (Loss) for the period before tax (after Exceptional and/or extraordinary items)	550.98	516.80	459.05	1,067.75	744.46
4.	Net Profit/ (Loss) for the period after tax (after Exceptional and/or extraordinary items)	402.59	383.06	339.69	785.62	539.99
5.	Total Comprehensive Income for the period [Comprising Profit/(Loss)for the period (after tax) and Other Comprehensive Income (after tax)]	408.63	385.49	338.46	794.10	541.10
6.	Paid up Equity Share Capital (Face Value Rs 10 each)	1480.88	1480.88	1480.88	1480.88	1480.88
7.	Other equity excluding revaluation reserve	-	-	-	-	-
8.	Earnings per share (of Rs. 10/- each)					
	1. Basic (in Rs.)	2.72	2.59	2.29	5.31	3.65
	2. Diluted (in Rs.)	2.72	2.59	2.29	5.31	3.65

1. The above unaudited standalone financial results have been reviewed by the Audit Committee and approved by the Board of Directors at their respective meetings held on 12th November2022. The figures for the quarter and half year ended 30th September 2022 have been subjected to limited review by the statutory auditors.
2. Since the Company was listed on BSE SME Exchange till the end of previous year, it was not preparing quarterly financial results. However, in order to meet the requirements of SEBI Listing Regulations for financial results, the Company has prepared the financial results for the first half of FY 2021-22 and made them Ind AS Compliant. Such Ind AS compliant figures relating to the first half of the previous year have not been subjected to review/audit by the Auditors and have been prepared and presented solely based on the information provided by the management. However, the Company's management has exercised necessary due diligence to ensure that such financial results provide a true and fair view of its affairs.
3. The above is an extract of the detailed format of quarterly and half yearly Financial Results filed with the stock Exchange (BSE) under Regulation 33 of the SEBI (Listing and Other Disclosure Requirements) Regulations, 2015. The full format of the Quarterly Financial Results is available on the Stock Exchange website at www.bseindia.com & company's website at www.chemcrux.com.

By Order of the Board
For CHEMCRUX ENTERPRISES LIMITED
Sd/-
Girishkumar Shah (Whole Time Director)
(DIN:00469291)

Place : Vadodara
Date : 12th November, 2022

PANKAJ PIYUSH TRADE & INVESTMENT LIMITED

CIN: L65990DL1982PLC256291
REGD. OFFICE: 314, 3RD FLOOR, OPPOSITE PLOT NO. 39, RG MALL, SECTOR-9, ROHINI, NEW DELHI-110085
WEBSITE: www.pptinvestment.in, EMAIL: infopptinvestment@gmail.com, PHONE - 011-42804171, 9891442777

EXTRACT OF UN-AUDITED FINANCIAL RESULTS FOR THE QUARTER & HALF YEAR ENDED SEPTEMBER 30, 2022

(Rs. In lakhs)

Sr. no	Particulars	Quarter Ended			Half Year ended		Year Ended
		30-Sep-22 (Un-Audited)	30-Jun-22 (Un-Audited)	30-Sep-21 (Un-Audited)	30-Sep-22 (Un-Audited)	30-Sep-21 (Un-Audited)	31-Mar-22 (Audited)
1	Total income from operations (net)	32.27	37.42	73.88	69.69	122.16	204.16
2	Net Profit / (Loss) from ordinary activities before tax	21.76	29.62	23.50	51.38	37.02	(2.47)
3	Net Profit / (Loss) for the period after tax (after Extraordinary items)	16.28	22.17	17.23	38.45	27.35	(4.63)
4	Total Comprehensive Income for the period [Comprising Profit/(Loss) for the period (after tax) and other Comprehensive Income (after tax)]	16.28	22.17	17.23	38.45	27.35	(4.63)
5	Paid-Up Equity Share Capital	40	40	40.00	40.00	40.00	40.00
6	Reserves (excluding Revaluation Reserve as shown in the Balance Sheet)	2493.43	2493.43	2,498.06	2,493.43	2,498.06	2,493.43
7	Earnings Per Share (before & after extraordinary items) (of Rs. 10/- each)						
	Basic:	4.07	5.54	4.31	9.61	6.84	(1.16)
	Diluted:	4.07	5.54	4.31	9.61	6.84	(1.16)

NOTES:

1 The above is an extract of the detailed format of Quarterly/Half Year ended Financial Results (Standalone & Consolidated) filed with the Stock Exchanges under Regulation 33 of the SEBI (Listing Obligation and Disclosure Requirements) Regulations, 2015. The full format of the Quarterly/Half Year ended financial results available on the Stock Exchanges websites i.e. (www.bseindia.com) and also available on the Company's Website www.pptinvestment.com

For Pankaj Piyush Trade & Investment Limited
Sd/-
Vinod Kumar Bansal
Managing Director
DIN: 00243709

Place: New Delhi
Date : November 12, 2022

ZIM LABORATORIES LIMITED

Registered Office : Sadoday Gyan (Ground Floor) Opp. NADT, Nelson Square, Nagpur - 440 013, Maharashtra, India.
CIN : L99999MH1984PLC032172, Website : www.zimlab.in

EXTRACT OF UNAUDITED CONSOLIDATED FINANCIAL RESULTS FOR THE QUARTER AND HALF YEAR ENDED 30 SEPTEMBER, 2022

(Rs. in Lakhs, unless otherwise stated)

Particulars	Quarter Ended			Half Year Ended		Year Ended
	30.09.2022	30.06.2022	30.09.2021	30.09.2022	30.09.2021	31.03.2022
	Unaudited	Unaudited	Unaudited	Unaudited	Unaudited	Audited
Total Income from Operations	9,940.02	9,274.55	7,747.31	19,214.57	14,164.59	33,342.68
Net Profit / (Loss) for the period before exceptional item and tax	795.23	747.62	420.02	1,542.85	448.88	2,104.25
Net Profit / (Loss) for the period after exceptional item and tax	544.97	514.78	325.88	1,059.75	344.75	1,455.04
Net Profit / (Loss) for the period after tax	544.97	514.78	325.88	1,059.75	344.75	1,455.04
Total Comprehensive Income for the period	598.45	563.08	322.36	1,161.53	344.17	1,495.95
Paid-up Equity Share Capital (Face value Rs. 10 per share)	1,624.19	1,624.19	1,624.19	1,624.19	1,624.19	1,624.19
Other Equity (excluding Revaluation Reserve)						15,946.76
Earnings per share (not annualised)						
a) Basic	3.35	3.17	2.00	6.52	2.12	8.96
b) Diluted	3.35	3.17	2.00	6.52	2.12	8.96

Notes : 1. Key Standalone financial Information of the company is given below :

Particulars	Quarter Ended			Half Year Ended		Year Ended
	30.09.2022	30.06.2022	30.09.2021	30.09.2022	30.09.2021	31.03.2022
	Unaudited	Unaudited	Unaudited	Unaudited	Unaudited	Audited
Income from Operations	9,926.37	9,250.30	7,572.55	19,176.67	13,936.51	32,949.37
Net Profit / (Loss) for the period before exceptional item and tax	815.77	797.06	292.63	1,612.83	319.57	1,929.66
Net Profit / (Loss) for the period after exceptional item and tax	565.55	564.22	200.09	1,129.77	218.68	1,301.28
Net Profit / (Loss) for the period after tax	565.55	564.22	200.09	1,129.77	218.68	1,301.28
Total comprehensive income	566.69	565.36	190.46	1,132.05	199.42	1,305.84

2. The above is an extract of the detailed format of unaudited Standalone and Consolidated results for the quarter and half year ended on 30 September, 2022 filed with the Stock Exchange under Regulations 33 of the SEBI (Listing Obligations and Disclosure Requirements) Regulations 2015. The full format of unaudited Standalone and Consolidated results for the quarter and half year ended on 30 September, 2022 are available on the website of the Stock Exchange (www.bseindia.com) and on the Company's website (www.zimlab.in). 3. The above results were reviewed and recommended by the Audit Committee and approved by the Board of Directors at their respective meetings held on12 November, 2022. There are no qualifications in the limited review report issued for the quarter and half year ended 30 September 2022. 4. The Board of Directors in their meeting held on 12th November, 2022, recommended issue of bonus equity shares in the ratio of Two bonus equity shares for every One equity share held in the Company, subject to approval of shareholders.

(Anwar S. Daud)
Toronto, Canada, Dt. 12 November, 2022 **Managing Directo**

CLASSIFIED CENTRES IN MUMBAI

Aryan Publicity
Parel Village,
Phone: 022-65881876
Mobile: 9320111876

Beejay Ads,
Opera House
Phone : 23692926 / 56051035.

Colour Spot,
Byculla (E),
Phone : 23748048 / 23714748.

Fulrani Advtg. & Mktg.
Antop Hill
Phone: 24159061
Mobile: 9769238274/ 9969408835

AZAD Publicity
Mumbai Central
9821204061

KITES Advertising,
Tardeo AC Market,
Bombay Central,
Phone : 66375957/ 8.
Mobile : 9324175957.

Ganesh Advertising,
Abdul Rehman Street,
Phone : 2342 9163 / 2341 4596.

J.K. Advertisers,
Hormimal Circle,
Fort
Phone : 22663742.

Mani's Agencies,
Opp G.P.O.
Fort
Phone : 2263 00232.
Mobile : 9892091257.

Manjyot Ads,
Currey Road (E)
Phone : 24700338.
Mobile : 9820460262.

OM Sai Ram Advtg.,
Currery Road
Mobile: 9967375573

Pinto Advertising,
Mazagaon,
Phone : 23701070.
Mobile : 9869040181.

Premier Advertisers
Mumbai Central
Mobile: 9819891116

Sarjan Advertising,
Tardeo,
Phone : 66626983

Sanjeet Communication
Fort
Phone : 40024682/ 40792205.

S. Arts Advtg.
Masjid
Phone: 23415111

Yugarambha Advertising,
Girgaon,
Phone : 2386 8065.
Mobile : 9869074144.

Ambition Advertising,
Prabhadevi,
Phone : 24210792 / 94.

B.V. Radkye Publicity,
Dadar (W),
Phone : 2422 9241/
2422 0445.

RATEY Advertising,
Ratey Bhavan, Dadar (W)
Mobile : 8452846979/ 9930949817

Central Advertising Agency,
Mahim (W),
Phone : 24468656 / 24465555

Charudatta Advertising,
Mahim (W),
Phone : 24221461

Jay Publicity,
Dadar (E),
Phone : 24124640

Pallavi Advtg.
Dadar (W),
Mobile: 9869109765

Shree Swami Samarth Advertising,
Dadar (W),
Phone : 24440631
Mobile : 9869131962

Stylus Arts,
Dadar (W),
Phone : 24304897

Time Advertising,
Matunga (W),
Phone : 2446 6191

Vijaya Agencies,
Dadar (W),
Phone : 2422 5672.
Mobile : 9920640689

Space Age Advertising,
Bandra (E)
Phone : 26552207
Mobile : 9869666222

Kirti Agencies,
Khar (W),
Phone : 26047542.

AD Support Advertising,
Santacruz (W),
Mobile: 9869463650

Gauri Press Communication,
Vile Parle (E),
Phone : 2617 6310
Mobile: 9820069565

Carl Advertising,
Andheri (W),
Phone : 6696 3441 / 42.

Keyon Publicity
Andheri (E.)
Phone : 28253077
Mobile : 9920992393

Lokhandwala Advertising,
Andheri (W),
Phone : 26364274 / 26316960.

Prime Publicity Services,
Andheri (E),
Phone : 26839686 / 26830304.

ZOYA Creation
Andheri West
9833364551

P. V. Advertisers,
Jogeshwari (W)
Phone: 26768888
Mobile: 9820123000

Neha Agency,
Goregaon (E),
Phone : 2927 5033.
Mobile : 9819099563.

Shark Enterprises,
Goregaon (E),
Phone: 022-26863587

Adresult Services,
Goregaon (W)
Phone : 28762157 / 28726291.

Samartha Advertiser Pvt. Ltd.,
Goregaon (E),
Phone: 26852294
Mobile: 9594969627

Target Media,
Goregaon (E),
Mobile: 8692959648/ 9702307711

Bijal Visual Ads.,
Malad (W),
Phone: 28835457/ 28805487
Mobile: 9322265715

Noble Publicity Service,
Malad (W),
Phone : 28881426 / 28881518.

New Boom Ads,
Kandivali (W),
Phone : 28640221.

Vikson Advertising Agency
Kandivali (W),
Phone : 28645005
Mobile : 9820433200

Express Advertising,
Borivali (W),
Phone : 2833 7799 / 2833 9977.
Mobile: 9820401077

Falcon Multimedia Pvt. Ltd.,
Borivali (E)
Mobile : 9833226463

JEET Advertising Agency
Borivali West
022-28927636 / 28912529

Nikharge Advertising,
Borivali (W),
Phone : 28921255
Mobile : 9322210176

SHAH Publicity
Borivali West
022-28927421 / 9930898947

M.S. Advertising,
Bhayander (E),
Phone: 022-28160100
Mobile: 9769711727

Sugo Advertising,
Vasai (W),
Phone : 7756982329/ 7028565571

Mayuresh Publicity,
Virar (W).
Phone : 0250 – 2503913.
Mobile : 9923935556

Plasma Advertising,
Panvel.
Phone : 022-27461970

Ronak Advertising,
Vashi.
Phone : 71012345
Mobile: 9324102060/ 9820152753

Rahul Advertising
Vashi,
Phone: 022-65119998
Mobile: 9820200044

S.Kumar Publicity,
Vashi,
Phone : 27898472
Mobile : 9820889848

Siba Ads & Communications,
Vashi.
Phone : 27892555/ 61372555

Ashwini Communication,
Thane (W).
Phone : 2544 5007.

Mangal Advtg & Consultancy,
Thane (W).
Phone : 2538 8134
Mobile: 9869197367

Sarathi Enterprises,
Thane (W),
Phone : 25426604

Shireen Advertising,
Thane (W).
Phone : 25343648 / 25341538

Swati Advertisers,
Thane (W),
Phone : 9820786203

UNIQUE Publicity
Thane West
25393894 /66743004

Ad Junction,
Dombivli (E).
Phone : 0251-2862551
Mobile : 9870017985

Budhkar Publicity Pvt. Ltd.,
Kalyan (W).
Phone : 0251 – 2205995
Mobile : 9322400262

Dimensions Advertising,
Dombivli (E) .
Phone : 0251-2445074
Mobile : 9322597885

OMKAR Enterprises
Dombivali (West)
0251-2480136 / 9821467209

Prabhakar Advertisers,
Dombivli (E).
Phone : 0251-2448917
Mobile : 9819575111

Bajaj Publicity
Dombivli (E)
Miblie : 9320962437

Radha Advertising,
Dombivli (E).
Mobile : 9920909141
9833555898

Pinki Advertising,
Ambernath (E),
Mobile : 9322681423

K. Parth Publicity,
Ghatkopar (E),
Phone : 2501 3939 / 2501 2323

Riyo Advertising,
Ghatkopar (W),
Phone : 67704000/ 6500
Mobile : 9821306406

Sadguru Advertising,
Vikhroli (W),
Phone : 6128 6128
Mobile : 9820319546

Synthesys Communication's
Vikhroli
9820504802

Sanjeevani Advtg.
Kanjurmarg, LBS Marg,
Phone: 022-25776168
Mobile: 9819091044

Sandip Advtg.
Bhandup (W),
Phone: 022-25946518
Mobile: 9820750922

Mahesh Advertising & Designing,
Mulund (W),
Phone : 25622469 / 25682469

Classifieds **Making A Small Message Go A Long Way .....**

SASHWAT TECHNOCRATS LIMITED

Regd.Office: Office No. 14, First Floor, Plumber House, 557, JSS Road, Chira Bazar, Mumbai- 400002. **CIN :** L24220MH1975PLC018682, **Tel No.** 22016021/22016031
Email id: sashwat.technocrats@gmail.com

EXTRACT OF UNAUDITED FINANCIAL RESULTS FOR THE QUARTER ENDED 30TH SEPTEMBER, 2022

Part I (Rs.in Lacs)

Sr. No.	PARTICULARS	Quarter Ended			Half Year Ended		Year Ended
		Unaudited 30-Sep-22	Unaudited 30-Jun-22	Unaudited 30-Sep-21	Unaudited 30-Sep-22	Unaudited 30-Sep-21	Audited 31-Mar-22
1	Total Income from Operation	1.35	8.88	4.33	10.23	46.69	48.41
2	Net Profit for the Period (before Tax, Exceptional Items and / or Extraordinary Items)	0.18	4.37	3.15	4.55	40.81	39.85
3	Net Profit / (Loss) for the Period (before Tax but after Exceptional Items and / or Extraordinary Items)	0.18	4.37	3.15	4.55	40.81	39.85
4	Net Profit / (Loss) for the period after tax	0.13	3.27	3.15	3.39	37.19	35.24
5	Total Comprehensive Income (Comprising Profit for the period (after tax) and other comprehensive Income (after tax))	0.13	3.27	3.15	3.39	37.19	35
6	Paid-up Equity Share Capital (Face Value Rs.10/-)	30.62	30.62	30.62	30.62	30.62	30
7	Earning per share (of Rs. 10/- each) (not annualised)						
	a) Basic	0.04	1.07	1.03	1.11	12.15	11
	b) Diluted	0.04	1.07	1.03	1.11	12.15	11

Notes :

1 1The above Unaudited results were reviewed by the Audit Committee and approved by the Board of Director their meeting held on 11th November, 2022 by the Auditors of the Company, in accordance with SEBI (Lis Obligations and Disclosure Requirement) Regulations, 2015.

2 The above is an extract of the detailed format of quarterly results filed with the Stock Exchanges under Regula 33 of the SEBI (Listing Obligation and Disclosure Requirements) Regulation, 2015. The full format of the quar financial results are available on the Stock Exchanges websites i.e. www.bseindia.com.

For & on behalf of the Board of Direct
Sashwat Technocrats Lim

Manish Jhak
Dire
DIN: 01847

Place : Mumbai
Date : 11.11.2022

ASSOCIATED ALCOHOLS & BREWERIES LTD.

CIN: L15520MP1989PLC049380
Regd Office: 4th Floor, BPK Star Tower, A.B. Road, Indore - 452008 (M.P.)
E-mail: investorrelations@aabl.in Website: www.associatedalcohols.com, Ph. 0731-478040

Extract of Unaudited Financial Results for the Quarter and Half Year Ended 30th September, 2022

(₹ in Lacs)

S. No.	Particulars	Quarter Ended 30.09.2022 (Unaudited)	Quarter Ended 30.09.2021 (Unaudited)	Year Ended 31.03.2022 (Audited)
1	Total Income from Operations	14991.91	12305.51	52838.45
2	Net profit / (loss) for the period (before Tax, Exceptional and / or Extraordinary items)	1002.85	1921.63	8,116.24
3	Net profit / (loss) for the period Before Tax, (after Exceptional and / or Extraordinary items)	1002.85	[illegible]	8,116.2
4	Net profit / (loss) for the period after Tax, (after Exceptional and / or Extraordinary items)	753.97	1426.23	6080.56
5	Total Comprehensive Income for the period [Comprising profit / (loss) for the period (after Tax) and other Comprehensive Income (after Tax)]	1794.45	1427.15	6261.9
6	Equity Share Capital	1807.92	1807.92	1807.92
7	Reserves (excluding Revaluation Reserves) as shown in the Balance Sheet of previous year			29476.2
8	Earnings Per Share (before extraordinary item) (of Rs. 10/- each) (not annualised)			
	Basic:	4.17	7.89	
	Diluted:	4.17	7.89	

Notes :

1. The above is an extract of the detailed format of Standalone Unaudited Financial Results for the Quarter Year Ended 30th September, 2022 filed with Stock Exchange under Regulation 33 of the SEBI (Listing Disclosure Requirements) Regulation, 2015. The full format of the Unaudited Financial Results are av the website of the Stock Exchanges www.nseindia.com and www.bseindia.com and on the Co website i.e. www.associatedalcohols.com.
2. The above results were reviewed by the Audit Committee and approved by the Board of Directors meeting held on 12th November, 2022.

For: Associated Alcohols & Brewer
Sd/-
Tushar Bhandari, Whole Time Dir
DIN: 03583114

Place : Indore
Date : 12.11.2022

LEHAR FOOTWEARS LIMITED

(Formerly Known as Lawreshwar Polymers Limited)
REGD OFFICE: A-243(A), ROAD NO.6, V.K.I.AREA, JAIPUR 302013, PHONE:0141-4157777
Website: www.leharfootwear.com, E-mail: info@leharfootwear.com, CIN: L19201RJ1994PLC008196
Statement of Standalone Unaudited Financial Results for the Quarter ended September 30, 2022

(Rs. In lacs except per share data)

Sl. No	Particulars	Quarter Ended			Half Year Ended		Year Ended
		30 Sep '22 (Unaudited)	30 June '22 (Unaudited)	30 Sept '21 (Unaudited)	30 Sep '22 (Unaudited)	30 Sep '21 (Unaudited)	31 Mar'22 (Audited)
1.	Total Income from operations	7957.33	3651.39	4897.82	11608.72	8011.48	13747.14
2.	Net profit/ (Loss) for the period (before Tax, Exceptional and/or Extraordinary items)	276.63	38.51	151.62	315.14	252.09	365.93
3.	Net Profit/ (Loss) for the period before tax (after exceptional and/or Extraordinary items)	276.63	38.51	151.62	315.14	252.09	365.93
4.	Net Profit/ (Loss) for the period after tax (after exceptional and/or Extraordinary items)	203.63	28.82	109.99	232.45	183.92	250.55
5.	Total comprehensive Income for the period [Comprising profit/(Loss) for the period (after tax) and other Comprehensive income (after tax)]	203.63	28.82	109.99	232.45	183.92	1168.73
6.	Equity share capital	1367.88	1367.88	1367.88	1367.88	1367.88	1367.88
7.	Reserves (excluding Revaluation reserve) as shown in the Audited Balance Sheet of the previous year	0	0	0	0	0	3180.08
8.	Earnings per share (of Rs. 10/- each) (for continuing and discontinued operations)-						
	1) Basic	1.49	0.21	0.8	1.7	1.34	1.83
	2) Diluted	1.49	0.21	0.8	1.7	1.34	1.83

Notes: (a) The above is an extract of the detailed format of Quarterly Financial Results filed with the Stock Exchange under regulation 33 of the SEBI (Listing Obligations and Disclosure Requirements) Regulations, 2015. The full format of the Quarterly Financial Results are available on the website of the stock exchange i.e www.bseindia.com and company's website www.leharfootwear.com. **(b)** The above financials were reviewed by the Audit Committee and approved by the Board of Directors at its meeting held on 12th November 2022. **(c)** Provisions of segment reporting are not applicable.

For and on behalf of the Board of Directors
Lehar Footwears Limited
Sd/- Raj Kumar Agarwal
(Managing Director)

Date: 12/11/2022
Place: Jaipur

ZIM LABORATORIES LIMITED

Registered Office : Sadoday Gyan (Ground Floor) Opp. NADT, Nelson Square, Nagpur - 440 013, Maharashtra, India.
CIN : L99999MH1984PLC032172, Website : www.zimlab.in

EXTRACT OF UNAUDITED CONSOLIDATED FINANCIAL RESULTS FOR THE QUARTER AND HALF YEAR ENDED 30th SEPTEMBER, 2022

(Rs. in Lakhs, unless otherwise stated)

Particulars	Quarter Ended			Half Year Ended		Year Ended
	30.09.2022	30.06.2022	30.09.2021	30.09.2022	30.09.2021	31.03.2022
	Unaudited	Unaudited	Unaudited	Unaudited	Unaudited	Audited
Total Income from Operations	9,940.02	9,274.55	7,747.31	19,214.57	14,164.59	33,342.68
Net Profit / (Loss) for the period before exceptional item and tax	795.23	747.62	420.02	1,542.85	448.88	2,104.25
Net Profit / (Loss) for the period after exceptional item and tax	544.97	514.78	325.88	1,059.75	344.75	1,455.04
Net Profit / (Loss) for the period after tax	544.97	514.78	325.88	1,059.75	344.75	1,455.04
Total Comprehensive Income for the period	598.45	563.08	322.36	1,161.53	344.17	1,495.95
Paid-up Equity Share Capital (Face value Rs. 10 per share)	1,624.19	1,624.19	1,624.19	1,624.19	1,624.19	1,624.19
Other Equity (excluding Revaluation Reserve)						15,946.76
Earnings per share (not annualised)						
a) Basic	3.35	3.17	2.00	6.52	2.12	8.96
b) Diluted	3.35	3.17	2.00	6.52	2.12	8.96

Notes : 1. Key Standalone financial Information of the company is given below :

Particulars	Quarter Ended			Half Year Ended		Year Ended
	30.09.2022	30.06.2022	30.09.2021	30.09.2022	30.09.2021	31.03.2022
	Unaudited	Unaudited	Unaudited	Unaudited	Unaudited	Audited
Income from Operations	9,926.37	9,250.30	7,572.55	19,176.67	13,936.51	32,949.37
Net Profit / (Loss) for the period before exceptional item and tax	815.77	797.06	292.63	1,612.83	319.57	1,929.66
Net Profit / (Loss) for the period after exceptional item and tax	565.55	564.22	200.09	1,129.77	218.68	1,301.28
Net Profit / (Loss) for the period after tax	565.55	564.22	200.09	1,129.77	218.68	1,301.28
Total comprehensive income	566.69	565.36	190.46	1,132.05	199.42	1,305.84

2. The above is an extract of the detailed format of unaudited Standalone and Consolidated results for the quarter and half year ended on 30 September, 2022 filed with the Stock Exchange under Regulations 33 of the SEBI (Listing Obligations and Disclosure Requirements) Regulations, 2015. The full format of unaudited Standalone and Consolidated results for the quarter and half year ended on 30 September, 2022 are available on the website of the Stock Exchange (www.bseindia.com) and on the Company's website (www.zimlab.in). **3.** The above results were reviewed and recommended by the Audit Committee and approved by the Board of Directors at their respective meetings held on12 November, 2022. There are no qualifications in the limited review report issued for the quarter and half year ended 30 September 2022. **4.** The Board of Directors in their meeting held on 12th November, 2022, recommended issue of bonus equity shares in the ratio of Two bonus equity shares for every One equity share held in the Company, subject to approval of shareholders.

(Anwar S. Daud)
Managing Director

Toronto, Canada, Dt. 12 November, 2022

BO: HAUZ QAZI BRANCH DELHI-110006

इंडियन बैंक Indian Bank
इलाहाबाद ALLAHABAD

APPENDIX IV [Rule 8(1)]

POSSESSION NOTICE (For immovable property)

Whereas the undersigned being the authorized officer of the Indian Bank under the Securitization and Reconstruction of Financial Assets and Enforcement of Security Interest Act, 2002 and in exercise of powers conferred under section 13(12) read with rule 3 of the Security Interest (Enforcement) Rules, 2002 issued a demand notice dated **29.07.2022** calling upon the borrower **Sh. Parveen Kumar Shankar and Sh. Vikas Kumar Shankar** having account with our **Hauz Qazi** Branch to repay the amount mentioned in the notice being **Rs. 24.97 Lakh** in words **(Twenty Four Lakh Ninety Seven Thousand Only)** and interest thereon from 29.07.2022 till date of repayment within 60 days from the date of said notice.

The borrower having failed to repay the amount, notice is hereby given to the borrower and the public in general that the undersigned has taken possession of the property described herein below in exercise of powers conferred on him/her under sub-section (4) of section 13 of the Act read with rule 8 of the Security Interest (Enforcement) Rules, 2002 on this the **9th day of November of the year 2022**.

The borrower in particular and the public in general is hereby cautioned not to deal with the property and any dealings with the property will be subject to the charge of the Indian Bank for an amount **Rs 26.08 Lakh** as on 09.11.2022 with further interest, costs, charges and expenses thereon.

The borrower's attention is invited to provisions of sub-section (8) of section 13 of the Act, in respect of time available to redeem the secured assets.

Description of the Immovable Property

Description of property- **6A/58 (Ground Floor), Plot No-58, Block 6-A, Western Extension area, Karol Bagh, Delhi-110005**

and **bounded** by : North : Service Lane South : Road
East : Property no-6A/59 West : Property no-6A/57

Date: 09.11.2022 **Authorised Officer**
Place: Delhi **Indian Bank**

ARUNA HOTELS LIMITED

CIN: L15421TN1960PLC004255
Regd off: Aruna Centre, 145, Sterling Road, Nungambakkam, Chennai 600034, **Ph: 044-2826 3399**
Email: directorsaruna@gmail.com | cs@ahlchennai.com | Website: www.arunahotels.com

STATEMENT OF STANDALONE UNAUDITED FINANCIAL RESULTS FOR THE QUARTER AND HALF YEAR ENDED SEPTEMBER 30, 2022

(Rs. In Lakhs)

Sl. No	Particulars	Quarter Ended 30.09.2022	Quarter Ended 30.06.2022	Quarter Ended 30.09.2021	Half year ended 30.09.2022	Half year ended 30.09.2021	Year ended 31.03.2022
		Unaudited	Unaudited	Unaudited	Unaudited	Unaudited	Audited
1	Total income from operations	5.41	-	-	5.41	-	-
2	Net profit / (Loss) for the period (before Tax, Exceptional and/or Extraordinary items)	(190.78)	(95.97)	(233.90)	(286.75)	(355.82)	(258.24)
3	Net profit / (Loss) for the period before tax (after Exceptional and/or Extraordinary items)	(190.78)	(95.97)	(233.90)	(286.75)	(355.82)	(258.24)
4	Net profit / (Loss) for the period after tax (after Exceptional and/or Extraordinary items)	(190.78)	(97.90)	(231.44)	(281.16)	(350.23)	(248.28)
5	Total Comprehensive income for the period [Comprising Profit / (Loss) for the period (after tax) and Other Comprehensive Income (after tax)]	(190.78)	(97.90)	(231.44)	(281.16)	(350.23)	(248.28)
6	Equity Share Capital	3,390.00	3,390.00	3,390.00	3,390.00	3,390.00	3,390.00
7	Other Equity Reserves (Excluding Revaluation Reserves)	(8,115.66)	(7,935.45)	(9,101.95)	(8,115.66)	(9,101.35)	(7,871.20)
8	Earnings Per Share (of Rs.10/- each) (For continuing and discontinued operations) - not annualised						

for Aruna Hotels Limited
R Venkateswaran

FORM NO. INC-26
[Pursuant to Rule 30 of Companies (Incorporation) Rules 2014]

Advertisement to be published in Newspaper for the change in Registered Office of the Company from one state to another

Before the Central Government Northern Region Bench, Delhi

In the matter of sub-section 4 of section 13 of the Companies Act 2013 and clause (a) of sub-section (5) of Rule 30 of the Companies (Incorporation) Rules 2014

AND

In the matter of M/S Aalyan Real Estates Private Limited having its Registered Office at Corporate One, Ground Floor, Plot No. 5, District Center, Jasola, New Delhi-110025

Notice is hereby given to General Public that the company proposes to make the application to the Central Government under Section 13 of the Companies Act 2013, seeking confirmation of alteration of the memorandum of Companies after the company passed special resolution passed at Extraordinary General Meeting held on Saturday, 5th day of November 2022, to enable the company to change its Registered Office from "National Capital Territory of Delhi" to "The State of Haryana".

Any person whose interest is likely to be affected by the proposed change may delivery or send by registered post of his objections supported by an affidavit stating the nature of his interest and grounds of objection to the Regional Director, Northern Region, 100, Everest, Marine Drive, Mumbai-400002 within fourteen days from the date of this notice.

ASSOCIATED ALCOHOLS & BREWERIES LTD.

CIN: L15520MP1989PLC049380
Regd Office: 4th Floor, BPK Star Tower, A.B. Road, [illegible] Ph: 0731-4780400
E-mail: investorrelations@aabl.in, Website: www.associated[illegible]

TITANIUM

Extract of Unaudited Financial Results for the Quarter and Half Year Ended 30th September, 2022

(₹ in Lakhs)

S. No.	Particulars	Quarter Ended 30.09.2022 (Unaudited)	Quarter Ended 30.09.2021 (Unaudited)	Year Ended 31.03.2022 (Audited)
1	Total Income from Operations	14991.91	12305.61	52938.45
2	Net profit / (Loss) for the period (before Tax, Exceptional and/or Extraordinary items)	1002.86	1921.63	6116.24
3	Net profit / (Loss) for the period before Tax (after Exceptional and/or Extraordinary items)	1002.86	1921.63	6116.24
4	Net profit / (Loss) for the period after Tax (after Exceptional and/or Extraordinary items)	752.07	1426.23	6280.56
5	Total Comprehensive Income for the period [Comprising profit / (loss) for the period (after Tax) and other Comprehensive Income (after Tax)]	1794.45	1427.15	6281.99
6	Equity Share Capital	1807.92	1807.92	1807.92

FORM NO. INC-26
[Pursuant to Rule 30 of Companies (Incorporation) Rules 2014]

Advertisement to be published in Newspaper for the change in Registered Office of the Company from one state to another

Before the Central Government Northern Region Bench, Delhi

In the matter of sub-section 4 of section 13 of the Companies Act 2013 and clause (a) of sub-section (5) of Rule 30 of the Companies (Incorporation) Rules 2014

AND

In the matter of M/S Baani Hospitality Services Private Limited having its Registered Office at Corporate One, Ground Floor, Plot No. 5, District Centre, Jasola, New Delhi-110025

Notice is hereby given to General Public that the company proposes to make the application to the Central Government under Section 13 of the Companies Act 2013, seeking confirmation of alteration of Memorandum of Companies after the company passed special resolution passed at Extraordinary General Meeting held on Saturday, 5th day of November 2022, to enable the company to change its Registered Office from "National Capital Territory of Delhi" to "The State of Haryana".

Any person whose interest is likely to be affected by the proposed change may delivery or send by registered post of his objections supported by an affidavit stating the nature of his interest and grounds of objection to the Regional Director, Northern Region, 100, Everest, Marine Drive, Mumbai-400002 within fourteen days from the date of this notice.

CIN: L65993KL1990PLC005811 | Regd. Office : 24/1624, Bristow Road, Willingdon Island, Cochin - 682003, Kerala. Email: secretarial@stelholdings.com, Website : www.stelholdings.com

STATEMENT OF STANDALONE AND CONSOLIDATED UNAUDITED FINANCIAL RESULTS FOR THE QUARTER AND HALF YEAR ENDED 30TH SEPTEMBER, 2022

₹ in lakhs

	PARTICULARS	STANDALONE				CONSOLIDATED			
		QUARTER ENDED		HALF YEAR ENDED	YEAR ENDED	QUARTER ENDED		HALF YEAR ENDED	YEAR ENDED
		30.09.2022	30.09.2021	30.09.2022	31.03.2022	30.09.2022	30.09.2021	30.09.2022	31.03.2022
		UNAUDITED	UNAUDITED	UNAUDITED	AUDITED	UNAUDITED	UNAUDITED	UNAUDITED	AUDITED
1	Total Income from Operations	328.69	591.21	360.26	2007.09	328.69	591.21	360.26	2007.09
2	Net Profit / (Loss) from Ordinary activities before Tax	313.99	576.69	328.06	1944.25	313.79	576.46	327.66	1943.31
3	Net Profit / (Loss) for the period after Tax	234.86	431.55	245.26	1461.76	234.85	431.33	244.86	1460.82
4	Total Comprehensive Income for the period	16082.70	8485.55	13802.83	(3858.17)	16082.70	8485.33	13802.43	(3859.12)
5	Equity Share Capital	1845.54	1845.54	1845.54	1845.54	1845.54	1845.54	1845.54	1845.54
6	Reserves (Excluding Revaluation Reserve)	-	-	-	72078.28	-	-	-	72070.33
7 (i)	Earnings Per Share (before extraordinary items) (of ₹10 each) Basic & Diluted	1.27	2.34	1.33	7.92	1.27	2.34	1.33	7.92
7 (ii)	Earnings Per Share (after extraordinary items) (of ₹10 each) Basic & Diluted	1.27	2.34	1.33	7.92	1.27	2.34	1.33	7.92

Notes:-
1. The above is an extract of the detailed format of Quarterly Financial Results filed with the Stock Exchanges under Regulation 33 of the SEBI (Listing Obligations & Disclosure Requirments) Regulations, 2015.The detailed financial results are available on the website of Bombay Stock Exchange (www.bseindia.com), National Stock Exchange of India Limited (www.nseindia.com) and the company (www.stelholdings.com)
2. Previous period's figures have been regrouped wherever necessary to conform to the classification for the current periods.
3. The above results were reviewed by the Audit Committee and approved by the Board of Directors at their respective meetings held on November 11, 2022. The consolidated financial results for the three months and half year ended September 30, 2022 has been compiled by the management in accordance with Ind AS and have not been subjected to audit.

For and on behalf of the Board of Directors
Sd/-
Abraham Ittyipe
(DIN 02717344)
Whole-time Director

Cochin,
November 11, 2022

ZEN TECHNOLOGIES LIMITED

being there...

Regd. Office: B -42 Industrial Estate, Sanathnagar Hyderabad - 500 018, Telangana, India
CIN:L72200TG1993PLC015939

Extract of Un-Audited Financial Results for the Quarter and Half year ended 30th September 2022 (Rs.in lakhs)

	Standalone			Consolidated		
	Quarter ended 30 Sep 2022	Half year ended 30 Sep 2022	Quarter ended 30 Sep 2021	Quarter ended 30 Sep 2022	Half year ended 30 Sep 2022	Quarter ended 30 Sep 2021
Total Revenue from Operations	2,112.50	5,435.87	1,625.17	3,341.13	7,048.01	1,575.42
Net Profit / (Loss) for the period before tax	657.60	1,844.43	95.08	1,100.65	2,169.37	(63.42)
Net Profit / (Loss) for the period after tax	457.54	1,278.43	84.71	763.11	1,465.90	(73.82)
Total Comprehensive Income / (Loss) for the period [Comprising Profit / (Loss) after tax and Other Comprehensive Income/ (Loss) after tax]	457.52	1,253.53	84.71	781.62	1,483.29	(74.36)
Paid up Equity Share Capital (Rs.1/- Per Equity Share)	795.10	795.10	795.10	795.10	795.10	795.10
Reserves (excluding Revaluation Reserve as shown in the Balance Sheet of previous year ended)	29,628.28	29,628.28	20,491.14	28,355.45	28,355.45	19,455.16
Earnings Per Share (of Rs.1/- each) (Not Annualised): a) Basic (In Rs.)	0.58	1.61	0.11	0.71	1.65	(0.00)
b) Diluted (In Rs.)	0.57	1.57	0.11	0.70	1.61	(0.00)

Note : The above is an extract of the detailed format of Quarterly Financial Results filed with the Stock Exchange under Regulations 33 of the SEBI (Listing and Other Disclosure Requirements) Regulations, 2015. The full format of the Quarterly Financial Results are available on company's website at www.zentechnologies.com and the stock exchange's websites, www.nseindia.com and www.bseindia.com.

For and on behalf of the Board
For ZEN TECHNOLOGIES LIMITED
Sd/-
Ashok Atluri
Chairman and Managing Director
DIN:00056050

Place : Hyderabad
Date : 12th Nov, 2022

UNITED DRILLING TOOLS LIMITED

CIN : L29199DL1985PLC015796
REGD. OFFICE: 139 A, First Floor, Antriksh Bhawan, 22, Kasturba Gandhi Marg, NEW DELHI-110001
E-mail ID: compsect@udtltd.com, Website: www.udtltd.com Phone No. 0120-4213490, Fax No. 0120-2462674

EXTRACT OF UNAUDITED STANDALONE & CONSOLIDATED FINANCIAL RESULTS FOR THE QUARTER AND HALF YEAR ENDED 30th SEPTEMBER, 2022 (₹ in Lacs, Except EPS)

S. No	Particulars	STANDALONE						CONSOLIDATED					
		Quarter ended			Half year ended		year ended	Quarter ended			Half year ended		year ended
		30-Sep-22	30-Jun-22	30-Sep-21	30-Sep-22	30-Sep-21	31-Mar-22	30-Sep-22	30-Jun-22	30-Sep-21	30-Sep-22	30-Sep-21	31-Mar-22
		Unaudited	Unaudited	Unaudited	Unaudited	Unaudited	Audited	Unaudited	Unaudited	Unaudited	Unaudited	Unaudited	Audited
1	Total Revenue / Inocme from Operations	3,464.61	3,699.67	4,845.80	7,164.28	8,021.43	16,641.73	3,438.96	3,722.61	5,089.31	7,161.57	8,322.60	17,599.73
2	Profit before Exceptional and Extraordinary items and tax	258.69	442.33	2,199.45	701.02	4,131.95	7,164.22	263.29	445.56	2,243.10	708.85	4,190.63	7,147.01
3	Profit before Extraordinary items and tax	258.69	442.33	2,199.45	701.02	4,131.95	7,164.22	263.29	445.56	2,243.10	708.85	4,190.63	7,147.01
4	Profit before Tax	258.69	442.33	2,199.45	701.02	4,131.95	7,164.22	263.29	445.56	2,243.10	708.85	4,190.63	7,147.01
5	Net Profit after Tax	215.31	312.36	1,508.09	527.67	2,920.45	5,035.51	221.21	315.48	1,545.33	536.69	2,972.22	5,002.92
6	Total Comprehensive Income for the period, net of tax	214.88	311.94	1,507.39	526.82	2,919.04	5,035.12	220.78	315.07	1,544.63	535.84	2,970.81	5,002.53
7	Paid-up Equity Share Capital (Face Value of Rs. 10/- each)	2,030.31	2,030.31	2,030.31	2,030.31	2,030.31	2,030.31	2,030.31	2,030.31	2,030.31	2,030.31	2,030.31	2,030.31
8	Reserves excluding Revaluation Reserve	-	-	-	22,356.31	20,145.24	21,951.69	-	-	-	22,433.44	20276.34	21922.6
9	Earning Per Share (for Continuing Operations)												
	(a) Basic	1.06	1.54	7.42	2.59	14.38	24.80	1.09	1.55	7.61	2.64	14.63	24.64
	(b) Diluted	1.06	1.54	7.42	2.59	14.38	24.80	1.09	1.55	7.61	2.64	14.63	24.64

Notes:-

1. The company and its subsidiary's business activities falls within a single business segment (Engineering) in terms of Accounting Standard - 17 of ICAI.
2. Previous period's figures have been re-grouped / re-arranged, where-ever necessary.
3. The Statement includes the results of the following entities: (a) United Drilling Tools Ltd. (Parent) (b) P Mittal Manufacturing Pvt. Limited (wholly owned subsidiary).
4. Given the nature of business of the Company, its wholly owned subsidiary {'Group Companies'} and product mix in the respective quarter the result of any quarter may not be a true and / or proportionate reflection of the annual performance of the Group Companies. Further, quarter to quarter results are also affected by the type of the products manufactured / sold during that quarter.
5. The above (standalone & consolidated) financial results have been reviewed by the Audit Committee & approved by the Board of Directors at their meeting held on 12th November, 2022. The Statutory Auditor's has carried out " Limited review" of the same. These are being filed with the BSE Ltd. and National Stock Exchange of India Ltd. For more details on un-audited results, visit our website www.udtltd.com, www.bseindia.com and www.nseindia .com.

For United Drilling Tools Ltd.
Sd/-
Pramod Kumar Gupta
Managing Director

Place: Noida
Date : 12.11.2022

CHANDI STEEL INDUSTRIES LIMITED

Registered Office : 3, Bentinck Street, Kolkata - 700001, Phone : (033) 2248-9808, Fax : (033) 2243-0021
Email : [illegible]ustries@gmail.com, Website : www.chandisteel.com, CIN : L13100WB1978PLC031670

EXTRACT OF STATEMENT OF UN-AUDITED FINANCIAL RESULTS FOR THE QUARTER & HALF YEAR ENDED 30TH SEPTEMBER, 2022 (₹ in Lakhs)

Sl. No.	Particulars	Quarter Ended			Half Year ended		Year Ended
		30.09.2022	30.06.2022	30.09.2021	30.09.2022	30.09.2021	31.03.2022
		(Un-Audited)	(Un-Audited)	(Un-Audited)	(Un-Audited)	(Un-Audited)	(Audited)
1	Total income from operations	13,219.63	12,757.97	10,912.15	25,977.60	19,627.83	43,234.28
2	Net Profit/(Loss) for the period (before Tax, Exceptional and/or Extraordinary items)	1,551.97	1,622.85	522.18	3,174.82	793.81	2674.91
3	Net Profit/(Loss) for the period before tax (after Exceptional and/or Extraordinary items)	1,551.97	1,622.85	522.18	3,174.82	793.81	2674.91
4	Net Profit/(Loss) for the period after tax (after Exceptional and/or Extraordinary items)	1,161.16	1,209.47	384.80	2,370.63	588.15	1993.21
5	Total Comprehensive Income for the period (Comprising Profit/ (Loss) for the period (after tax) and other Comprehensive Income (after tax))	1,161.16	1,209.47	384.80	2,370.63	588.15	1993.63
6	Equity Share Capital	1,053.50	1,053.50	1,053.50	1,053.50	1,053.50	1,053.50
7	Other Equity	-	-	-	-	-	4,530.43
8	Earnings Per Share (EPS) (of ₹ 10/- each) (not annualised)						
	(a) Basic (in ₹)	11.02	11.48	3.65	22.50	5.58	18.92
	(b) Diluted (in ₹)	11.02	11.48	3.65	22.50	5.58	18.92

NOTE:

indianexpress.com

The Indian EXPRESS
JOURNALISM OF COURAGE

I look at every side before taking a side.

Inform your opinion with insightful observations.

The Indian Express.
For the Indian Intelligent.

SONAL MERCANTILE LIMITED

CIN : L51221DL1985PLC022433
Registered Office : 365, VARDHMAN PLAZA, III FLOOR, SECTOR-3, ROHINI, NEW DELHI-110085,
Tel. 0111-49091417 Website : www.sonalmercantile.in, Email id: sonalmercantile@yahoo.in

Unaudited Consolidated Financial Results for the Quarter & Half year ended September 30, 2022

(₹ in Lacs)

Sl. No.	Particulars	Quarter Ended			Half Year Ended		Year ended
		30.09.2022 (Unaudited)	30.06.2022 (Unaudited)	30.09.2021 (Unaudited)	30.09.2022 (Unaudited)	30.09.2021 (Unaudited)	31.03.2022 (Audited)
1	Total income from operations	584.52	568.75	503.50	1153.27	1010.44	2084.46
2	Profit before Tax and Exceptional Items	247.86	238.05	172.14	485.91	352.02	818.50
3	Profit after Tax (after Exceptional Items)	185.15	178.13	172.14	363.28	352.02	609.10
4	Total Comprehensive Income (Comprising Profit/ Loss after tax and other Comprehensive Income after tax)	455.29	462.66	492.36	917.95	867.64	3113.99
5	Paid-up equity share capital	1473.85	1473.85	1473.85	1473.85	1473.85	1473.85
6	Earnings per share (Face value per share Rs.10/- each)						
	a) Basic (Rs. per share)	3.09	3.14	3.14	6.23	5.89	11.55
	b) Diluted (Rs. per share)	3.09	3.14	3.14	6.23	5.89	11.55

Notes:

1 The above consolidated financial results were reviewed by the Audit Committee at the meeting held on November 12, 2022 and approved and taken on record by the Board of Directors at the meeting held on November 12, 2022

2 Standalone Information:

Particulars	Quarter Ended			Half Year Ended		Year ended
	30.09.2022 (Unaudited)	30.06.2022 (Unaudited)	30.09.2021 (Unaudited)	30.09.2022 (Unaudited)	30.09.2021 (Unaudited)	31.03.2022 (Audited)
Total revenue from operations	584.52	568.75	503.50	1153.27	1010.44	2084.46
Profit before tax	247.86	238.05	172.12	485.91	352.01	818.50
Profit after tax	185.14	178.13	119.38	363.28	253.99	609.10
Total comprehensive income (Net of tax)	185.14	178.13	119.38	363.28	253.99	609.10

3 The above is an extract of the detailed format of financial results filed with the Stock Exchanges under Regulation 33 of the SEBI (Listing Obligations and Disclosure Requirements) Regulations, 2015. The full format of the standalone and consolidated financial results are available on stock exchanges' website and on Company's website.

4 Figures for the previous corresponding periods have been regrouped, wherever considered necessary.

For SONAL MERCANTILE LIMITED
Sd/-
Vikram Goyal
Whole time Director
DIN : 00381115

Place: New Delhi
Date: November 12, 2022

CMX Holdings Limited

(Formerly known as SIEL FINANCIAL SERVICES LIMITED)
CIN No: L74110MP1990PLC007674
Address: 12-B, Soni Mansion, Ratlam Kothi, Indore, Madhya Pradesh - 452001
Email: sielfinancialservices@gmail.com; website: www.sielfinancial.com

ANNEXURE- I

UN-AUDITED FINANCIAL RESULTS FOR THE QUARTER AND HALF YEAR ENDED SEPTEMBER 30, 2022

[See Regulation 47(1) (b) of the SEBI (LODR) Regulations, 2015]

(Rs. in Lakhs except EPS)

Sr. No.	Particulars	Quarter ended 30th September, 2022	Quarter ended 30th June, 2022	Quarter Ended 30th September, 2021	Half year ended 30th September, 2022	Half year ended 30th September, 2021	Year Ended 31st March, 2022
		Un-audited	Un-audited	Un-audited	Un-audited	Un-audited	Audited
1	Other Income	9.00	10.73	0.06	19.73	0.30	2.31
	Total Income	9.00	10.73	0.06	19.73	0.30	2.31
2	Net Profit /(Loss) for the period (before Tax, Exceptional and/or Extraordinary items#)	- 3.42	3.53	- 15.38	0.11	- 27.44	- 42.93
3	Net Profit /(Loss) for the period before tax (after Exceptional and/or Extraordinary items#)	0.00	0.00	0.00	0.00	0.00	0.00
4	Net Profit /(Loss) for the period after tax (after Exceptional and/or Extraordinary items#)	- 2.56	2.64	- 15.38	0.08	- 27.44	- 42.93
5	Total Comprehensive Income for the period [Comprising Profit /(Loss) for the period (after tax) and Other Comprehensive Income (after tax)]	- 2.56	2.64	- 15.38	0.08	- 27.44	- 42.93
6	Equity Share Capital	1,132.30	1,132.30	1,132.30	1,132.30	1,132.30	1,132.30
7	Reserves (excluding Revaluation Reserve) as shown in the Audited Balance Sheet of the previous year						- 1,656.71
8	Earnings Per Share (for continuing and discontinued operations) -						
	1. Basic :	- 0.02	0.02	- 0.14	0.00	- 0.24	- 0.38
	2. Diluted :	- 0.02	0.02	- 0.14	0.00	- 0.24	- 0.38

Note: a) The above is an extract of the detailed format of Quarterly/Annual Financial Results filed with the Stock Exchanges under Regulation 33 of the SEBI (Listing and Other Disclosure Requirements) Regulations, 2015. The full format of the Quarterly/Annual Financial Results is available on the websites of the Stock Exchanges and the listed entity.(www.sielfinancial.com).

b) The above results were recommended by Audit Committee and approved by the Board of Directors at their respective meeting held on November 12, 2022

c) The impact on net profit / loss, total comprehensive income or any other relevant financial item(s) due to change(s) in accounting policies shall be disclosed by means of a footnote.

d) # - Exceptional and/or Extraordinary items adjusted in the Statement of Profit and Loss in accordance with Ind-AS Rules / AS Rules, whichever is applicable.

For **CMX HOLDINGS LIMITED**
(Formerly known as SIEL FINANCIAL SERVICES LIMITED)
Sd/-
Parmeet Singh Sood
Managing Director
DIN-00322864

Date : November 12, 2022
Place : Delhi

ASSOCIATED ALCOHOLS & BREWERIES LTD.

CIN: L15520MP1989PLC049380
Regd Office: 4th Floor, BPK Star Tower, A.B. Road, Indore - 452008 (M.P.)
E-mail: investorrelations@aabl.in Website: www.associatedalcohols.com, Ph. 0731-4780400



Extract of Unaudited Financial Results for the Quarter and Half Year Ended 30th September, 2022

(₹ in Lacs)

S. No.	Particulars	Quarter Ended 30.09.2022 (Unaudited)	Quarter Ended 30.09.2021 (Unaudited)	Year Ended 31.03.2022 (Audited)
1	Total Income from Operations	14991.91	12305.51	52838.45
2	Net profit / (loss) for the period (before Tax, Exceptional and / or Extraordinary items)	1002.85	1921.63	8,116.24
3	Net profit / (loss) for the period Before Tax, (after Exceptional and / or Extraordinary items)	1002.85	1921.63	8,116.24
4	Net profit / (loss) for the period after Tax, (after Exceptional and / or Extraordinary items)	753.97	1426.23	6080.56
5	Total Comprehensive Income for the period [Comprising profit / (loss) for the period (after Tax) and other Comprehensive Income (after Tax)]	1794.45	1427.15	6281.99
6	Equity Share Capital	1807.92	1807.92	1807.92
7	Reserves (excluding Revaluation Reserves) as shown in the Balance Sheet of previous year			29476.21
8	Earning Per Share (before extraordinary item) (of ₹ 10/- each)			
	Basic:	4.17	7.89	33.63
	Diluted:	4.17	7.89	33.63

Notes :

1. The above is an extract of the detailed format of Standalone Unaudited Financial Results for the Quarter and Half Year Ended 30th September, 2022 filed with Stock Exchange under Regulation 33 of the SEBI (Listing and Other Disclosure Requirements) Regulation, 2015. The full format of the Unaudited Financial Results are available on the website of the Stock Exchanges **www.nseindia.com** and **www.bseindia.com** and on the Company's website i.e. **www.associatedalcohols.com.**
2. The above results were reviewed by the Audit Committee and approved by the Board of Directors at their meeting held on 12th November, 2022.

For: **Associated Alcohols & Breweries Ltd.**
Sd/-
Tushar Bhandari, Whole Time Director
DIN: 03583114

Place : **Indore**
Date : **12.11.2022**

Parsvnaths

committed to build a better world

PARSVNATH RAIL LAND PROJECT PRIVATE LIMITED
Regd. & Corporate Office: Parsvnath Tower, Near Shahdara Metro Station, Shahdara, Delhi - 110 032
CIN:U45203DL2011PTC227343, Tel. : 011-43050100, 43010500; Fax : 011-43050473
E-mail: secretarial@parsvnath.com; website: www.parsvnath.com/prlp

Extract of Financial Results for the Quarter and Half Year ended September 30, 2022

(₹ in Lakhs)

SL. No.	Particulars	Quarter ended 30-09-2022	Quarter ended 30-06-2022	Quarter ended 30-09-2021	Year ended 31-03-2022
		Unaudited	Unaudited	Unaudited	Audited
1	Total Income from Operations				-
2	Net Profit / (Loss) for the period (before Tax, Exceptional and/or Extraordinary items)	(2.39)	(3.20)	(5.80)	(20.79)
3	Net Profit / (Loss) for the period before tax (after Exceptional and/or Extraordinary items)	(2.39)	(3.20)	(5.80)	(20.79)
4	Net Profit / (Loss) for the period after tax (after Exceptional and/or Extraordinary items)	(2.39)	(3.20)	(5.80)	(20.79)
5	Total Comprehensive Income for the period [Comprising Profit / (Loss) for the period (after tax) and Other Comprehensive Income (after tax)]	(2.39)	(3.20)	(5.80)	(20.79)
6	Paid up Equity Share Capital	14.10	14.10	14.10	14.10
7	Reserves (excluding Revaluation Reserve)	(5,080.62)	(5,078.23)	(5,061.61)	(5,075.03)
8	Net worth	(5,038.22)	(5,035.83)	(5,019.21)	(5,032.63)
9	Paid up Debt Capital / Outstanding Debt	11,617.49	11,257.49	11,617.49	11,257.49
10	Debt Equity Ratio	(2.31)	(2.24)	(2.31)	(2.24)
11	Earnings Per Share (of Rs.10/- each) (for continuing and discontinued operations) -				
	1. Basic:	(16.93)	(22.68)	(41.16)	(147.41)
	2. Diluted:	(16.93)	(22.68)	(41.16)	(147.41)
12	Debenture Redemption Reserve				-
13	Debt Service Coverage Ratio	NA	NA	NA	NA
14	Interest Service Coverage Ratio	NA	NA	NA	NA

Notes:

a) The above is an extract of the detailed format of annual financial results filed with the Stock Exchange under Regulation 52 of the SEBI (Listing Obligations and Disclosure Requirements) Regulations, 2015("Listing Regulations"). The full format of the annual financial results are available on the website of BSE Ltd (www.bseindia.com) and Company's website (www.parsvnath.com/prlp).The Company's debentures are listed and therefore Regulation 52 of the Listing Regulations is applicable to the Company.

b) For the items referred in sub-clauses (a), (b), (d) and (e) of the Regulation 52 (4) of the Listing Regulations, the pertinent disclosures have been made to BSE Ltd. and can be accessed on the URL www.bseindia.com.

c) In the absence of available profits, the Company has not created Debenture Redemption Reserve during the period.

d) In the absence of revenue, Debt Service Coverage ratio and Interest service coverage ratio have not been reported.

e) Figures for previous year have been regrouped, wherever necessary, for the purpose of comparison.

For and on behalf of the Board
Sd/-
ATUL JAIN
Director
DIN : 00102555

Place : Delhi
Dated: 12 November, 2022

Parsvnaths

committed to build a better world

PARSVNATH LANDMARK DEVELOPERS PRIVATE LIMITED
Regd. & Corporate Office: Parsvnath Tower, Near Shahdara Metro Station, Shahdara, Delhi - 110 032
CIN : U45201DL2003PTC122489, Tel. : 011-43050100, 43010500; Fax : 011-43050473
E-mail : secretarial@parsvnath.com; website : www.parsvnath.com/pldpl

Extract of Financial Results for the Quarter and Half Year ended September 30, 2022

(₹ in Lakhs)

SL. No.	Particulars	Quarter ended 30-09-2022	Quarter ended 30-06-2022	Quarter ended 30-09-2021	Year ended 31-03-2022
		Unaudited	Unaudited	Unaudited	Audited
1	Total Income from Operations	297.16	80.03	17.42	8,148.62
2	Net Profit / (Loss) for the period (before Tax, Exceptional and/or Extraordinary items)	297.16	80.03	17.42	(3,963.39)
3	Net Profit / (Loss) for the period before tax (after Exceptional and/or Extraordinary items)	164.58	-95.04	507.24	(3,963.39)
4	Net Profit / (Loss) for the period after tax (after Exceptional and/or Extraordinary items)	164.58	(129.98)	507.24	(3,963.39)
5	Total Comprehensive Income for the period [Comprising Profit / (Loss) for the period (after tax) and Other Comprehensive Income (after tax)]	164.58	(129.98)	507.24	(3,963.39)
6	Paid up Equity Share Capital	328.21	328.21	328.21	328.21
7	Reserves (excluding Revaluation Reserve)	(17,174.31)	(17,338.87)	(13,321.95)	(17,208.88)
8	Net worth	(16,846.10)	(17,010.66)	(12,993.74)	(16,880.68)
9	Paid up Debt Capital / Outstanding Debt	-	-	-	-
10	Debt Equity Ratio	(0.92)	(0.91)	(1.11)	(0.91)
11	Earnings Per Share (of Rs.10/- each) (for continuing and discontinued operations) -				
	1. Basic:	1.05	(3.96)	15.45	(120.76)
	2. Diluted:	1.05	(3.96)	15.45	(120.76)
12	Debenture Redemption Reserve	5,000.00	5,000.00	5,000.00	5,000.00
13	Capital Redemption Reserve	-	-	-	-
14	Debt Service Coverage Ratio	N/A	N/A	N/A	(0.90)
	(Since earnings before interest and tax is Negative)				
15	Interest Service Coverage Ratio	N/A	N/A	N/A	(70.40)
	(Since earnings before interest and tax is Negative)				

NOTES:

a) The above is an extract of the detailed format of financial results filed with the Stock Exchange under Regulation 52 of the SEBI (Listing Obligations and Disclosure Requirements) Regulations, 2015("Listing Regulations"). The full format of the financial results are available on the website of BSE Ltd (www.bseindia.com) and the Compnay (www.parsvnath.com/pldpl).The Company's debentures are listed and therefore Regulation 52 of the Listing Regulations is applicable to the Company.

b) For the other line items referred in Regulation 52 (4) of the Listing Regulations, the pertinent disclosures have been made to BSE Ltd. and can be accessed on the URL www.bseindia.com.

c)The above financial results have been reviewed and approved by the Board of Directors in the meeting held on 12 November, 2022. Figures for the quarter ended September 30, 2022 have been taken as unaudited.

d) The Company has not received any complaint from the investor during the half year ended 30 September, 2022 and there was no complaint pending at the beginning of the year.

e) The Company has availed relaxation provided by SEBI vide its Circular No. BI/HO/DDHS/CIR/2021/0000000637 dated 05.10.2021 and not shown the column for the correspoding quarter ended 31.12.2020 in the financial results.

f) Figures for the previous year/period have been regrouped for the purpose of comparison.

For and on behalf of the Board
Sd/-
Surya Mani Pandey
Director
DIN: 08250346

Place : Delhi
Dated: 12 November, 2022

LORDS CHLORO ALKALI LIMITED

CIN : L24117RJ1979PLC002099
REGD. OFFICE : SP-460, MATSYA INDUSTRIAL AREA, ALWAR (RAJASTHAN) - 301030
CORPORATE OFFICE : A - 281, FIRST FLOOR, DEFENCE COLONY, NEW DELHI - 110024
Tel. : +91-11-40239034, Email : secretarial@lordschloro.com Web: www.lordschloro.com

EXTRACT OF UNAUDITED FINANCIAL RESULTS FOR THE QUARTER AND HALF YEAR ENDED SEPTEMBER 30, 2022

(Rs in Lakhs)

PARTICULARS	Quarter ended			Half Year ended		Year ended
	30.09.2022 (Unaudited)	30.06.2022 (Unaudited)	30.09.2021 (Unaudited)	30.09.2022 (Unaudited)	30.09.2021 (Unaudited)	31.03.2022 (Audited)
Total income	7,671.32	8,462.20	4,880.27	16,133.52	9,352.80	24,260.71
Net Profit / (Loss) for the period (before Tax, Exceptional and/or Extraordinary items)	2,088.56	3,045.24	312.90	5,133.79	592.81	4,651.69
Net Profit / (Loss) for the period before tax (after Exceptional and/or Extraordinary items)	2,088.56	3,045.24	312.90	5,133.79	592.81	4,651.69
Net Profit / (Loss) for the period after tax (after Exceptional and/or Extraordinary items)	1,463.30	2,204.31	212.03	3,667.60	415.48	3,228.38
Total comprehensive income for the period [(comprising profit/ (Loss) for the period and other comprehensive income (after tax))]	1.23	1.23	4.55	2.45	9.10	4.90
Paid up Equity Share Capital (face value of Rs. 10/- each)	2,515.39	2,515.39	2,515.39	2,515.39	2,515.39	2,515.39
Other equity excluding revaluation reserve	-	-	-	-	6,296.02	9,104.74
Earnings per share (of Rs. 10/- each) (for continuing operations) :						
a) Basic	5.82	8.76	0.84	14.58	1.65	12.83
b) Diluted	5.82	8.76	0.84	14.58	1.65	12.83

Notes :

1. The above un-audited financial results have been reviewed and recommended by the audit committee and further considered & approved by the Board of Directors at their meeting held on November 11, 2022. These results are as per regulation 33 of the SEBI (Listing Obligation and Disclosure Requirements) Regulation 2015, as amended. The Statutory Auditors have carried out an audit of these results for the quarter and quarter and half year ended September 30, 2022.
2. The above financial results have been prepared in accordance with the principles and procedures of Indian Accounting Standards ("Ind AS") as notified under the Companies (India Accounting Standards) Rules, 2015 as specified in section 133 of Companies Act, 2013.
3. As per Indian Accounting Standards (Ind AS) 108 "Operating Segment", the Company's business falls within a single business segment viz. Chloro alkali sector/production of Caustic Soda.
4. Provision for taxation is made at the effective income tax rates.
5. Figures of the previous period have been re-grouped/ re-arranged and/or recasted wherever required.

For Lords Chloro Alkali Limited
Sd/-
Ajay Virmani
(Managing Director)
DIN: 00758726

Place : New Delhi
Date : 11.11.2022

KANCHANJUNGA

KANCHANJUNGA POWER COMPANY PRIVATE LIMITED

(CIN:U74899DL1991PTC046387)

Registered Office: A-26/5, First Floor, Street No-8, West Vinod Nagar, Delhi-110092

Phone No. - 0120 4621300; **Email Id -** phg.secretarial@polyplex.com; **Website :** http://indiahydro.in

EXTRACT OF UNAUDITED STANDALONE FINANCIAL RESULTS FOR THE QUARTER AND HALF YEAR ENDED SEPTEMBER 30, 2022

(₹ in lakhs)

S. No.	Particulars	Half Year Ended Sep 30, 2022	Quarter Ended Sep 30, 2022	Quarter Ended June 30, 2022	Previous year ended March 31, 2022
1.	Total Income from Operations	3,839.06	2,494.54	1,344.52	3,543.71
2.	Net Profit/ (Loss) for the period (before Tax, Exceptional and/ or Extraordinary items#)	1,893.24	1,535.67	357.57	(844.64)
3.	Net Profit/ (Loss) for the period before tax (after Exceptional and/ or Extraordinary items#)	2,423.61	2,222.60	201.01	(844.64)
4.	Net Profit/ (Loss) for the period after tax (after Exceptional and/ or Extraordinary items#)	2,368.82	2,198.48	173.46	(637.04)
5.	Paid up Equity Share Capital	[illegible]	[illegible]	[illegible]	[illegible]
6.	Reserves (excluding Revaluation Reserve)	(4886.24)	(4886.24)	(7081.59)	(7255.04)
7.	Securities Premium Account	-	-	-	-
8.	Net worth	1,827.76	1,827.76	(367.59)	(541.04)
9.	Paid up Debt Capital/ Outstanding Debt	10,966.72	10,966.72	11,233.36	11,500.00
10.	Outstanding Redeemable Preference Shares	4,699.80	4,699.80	4,699.80	4,699.80
11.	Debt Equity Ratio	6.0	6.0	(30.6)	(21.3)
12.	Earnings Per Share (of Rs. 10/- each) (for continuing and discontinued operations)				
	a. Basic:	9.13	7.50	1.64	(3.16)
	b. Diluted:	9.13	7.50	1.64	(3.16)
13.	Capital Redemption Reserve	-	-	-	-
14.	Debenture Redemption Reserve	-	-	-	-
15.	Debt Service Coverage Ratio	4.01	6.06	1.40	1.28
16.	Interest Service Coverage Ratio	8.39	14.30	2.53	1.40

-Exceptional and/or Extraordinary items adjusted in the Statement of Profit and Loss in accordance with AS Rules.

Notes:

a. In terms of Regulation 52 of SEBI (Listing Obligation and Disclosure Requirements) Regulations 2015, the aforesaid Statement of Un-audited financial results for the quarter and half year ended September 30, 2022 of the Company has been approved by the Board of the Directors at their meeting held on November 12, 2022. The aforesaid financial results for the quarter and half year ended September 30, 2022 have been subject to limited review by the statutory auditors of the Company.

b. The Un-audited financial results have been prepared in accordance with recognition and measurement principles laid down in the applicable Accounting Standards as prescribed under section 133 of the Companies Act 2013 read with relevant rule thereunder and in terms of the regulation 52 of SEBI (Listing Obligation and Disclosure Requirements) Regulations 2015 as amended.

c. Pertinent disclosures w.r.t. the additional information on the financial results referred to in Regulation 52(4) of the SEBI (Listing Obligation and Disclosure Requirements) Regulations 2015, have been made to the National Stock Exchange (NSE) and can be accessed on its website "www.nseindia.com".

d. The above is an extract of the detailed format of un-audited quarterly and half yearly financial results filed with NSE under regulation 52 of SEBI (Listing Obligation and Disclosure Requirements) Regulations 2015. The detailed financial results are available on the website of the NSE where the NCDs of the Company are listed.

For and on behalf of Board of Directors of
Kanchanjunga Power Company Private Limited
Sd/-
Pramod Kumar Arora
Whole Time Director
DIN: 01898896

Place: Noida
Date: November 12, 2022

CHEMCRUX ENTERPRISES LIMITED

CIN: L01110GJ1996PLC029329

Regd. Off.: 330, TRIVIA Complex, Natubhai Circle, Racecourse, Vadodara-390007
Email: girishshah@chemcrux.com Ph.: 0265-2984803/2988903
Website: www.chemcrux.com

EXTRACT OF UNAUDITED STANDALONE FINANCIAL RESULTS FOR THE QUARTER AND HALF YEAR ENDED 30TH SEPTEMBER 2022

(Rs. in lakhs except EPS)

Sr. No.	Particulars	Quarter Ended 30/09/2022 (Unaudited)	Quarter Ended 30/06/2022 (Unaudited)	Quarter Ended 30/09/2021 (Unaudited)	Half Year Ended 30/09/2022 (Unaudited)	Half Year Ended 30/09/2021 (Unaudited)
1.	Total income from operations (net)	2,806.48	2,714.58	2,319.87	5,521.05	3,958.57
2.	Net Profit/ (Loss) for the period (before Tax, Exceptional and/or extraordinary items)	550.98	516.80	459.05	1,067.75	744.46
3.	Net Profit/ (Loss) for the period before tax (after Exceptional and/or extraordinary items)	550.98	516.80	459.05	1,067.75	744.46
4.	Net Profit/ (Loss) for the period after tax (after Exceptional and/or extraordinary items)	402.59	383.06	339.69	785.62	539.99
5.	Total Comprehensive Income for the period [Comprising Profit/(Loss)for the period (after tax) and Other Comprehensive Income (after tax)]	408.63	385.49	338.46	794.10	541.10
6.	Paid up Equity Share Capital (Face Value Rs 10 each)	1480.88	1480.88	1480.88	1480.88	1480.88
7.	Other equity excluding revaluation reserve	-	-	-	-	-
8.	Earnings per share (of Rs. 10/- each)					
	1. Basic (in Rs.)	2.72	2.59	2.29	5.31	3.65
	2. Diluted (in Rs.)	2.72	2.59	2.29	5.31	3.65

Notes:

1. The above unaudited standalone financial results have been reviewed by the Audit Committee and approved by the Board of Directors at their respective meetings held on 12th November2022. The figures for the quarter and half year ended 30th September 2022 have been subjected to limited review by the statutory auditors.
2. Since the Company was listed on BSE SME Exchange till the end of previous year, it was not preparing quarterly financial results. However, in order to meet the requirements of SEBI Listing Regulations for financial results, the Company has prepared the financial results for the first half of FY 2021-22 and made them Ind AS Compliant. Such Ind AS compliant figures relating to the first half of the previous year have not been subjected to review/audit by the Auditors and have been prepared and presented solely based on the information provided by the management. However, the Company's management has exercised necessary due diligence to ensure that such financial results provide a true and fair view of its affairs.
3. The above is an extract of the detailed format of quarterly and half yearly Financial Results filed with the stock Exchange (BSE) under Regulation 33 of the SEBI (Listing and Other Disclosure Requirements) Regulations, 2015. The full format of the Quarterly Financial Results is available on the Stock Exchange website at www.bseindia.com & company's website at www.chemcrux.com.

By Order of the Board
For CHEMCRUX ENTERPRISES LIMITED
Sd/-
Girishkumar Shah (Whole Time Director)
(DIN:00469291)

Place : Vadodara
Date : 12th November, 2022

PANKAJ PIYUSH TRADE & INVESTMENT LIMITED

CIN: L65990DL1982PLC256291

REGD. OFFICE: 314, 3RD FLOOR, OPPOSITE PLOT NO. 39, RG MALL, SECTOR-9, ROHINI, NEW DELHI-110085

WEBSITE: www.pptinvestment.com; EMAIL: pptinvestment@gmail.com; PHONE: [illegible]

EXTRACT OF UN-AUDITED FINANCIAL RESULTS FOR THE QUARTER & HALF YEAR ENDED SEPTEMBER 30, 2022

(Rs. In lakhs)

Sr. no	Particulars	Quarter Ended 30-Sep-22 (Un-Audited)	Quarter Ended 30-Jun-22 (Un-Audited)	Quarter Ended 30-Sep-21 (Un-Audited)	Half Year ended 30-Sep-22 (Un-Audited)	Half Year ended 30-Sep-21 (Un-Audited)	Year Ended 31-Mar-22 (Audited)
1	Total income from operations (net)	32.27	37.42	73.88	69.69	122.16	204.16
2	Net Profit / (Loss) from ordinary activities before tax	21.76	29.62	23.50	51.38	37.02	(2.47)
3	Net Profit / (Loss) for the period after tax (after Extraordinary items)	16.28	22.17	17.23	38.45	27.35	(4.63)
4	Total Comprehensive Income for the period [Comprising Profit/(Loss) for the period (after tax) and other Comprehensive Income (after tax)]	16.28	22.17	17.23	38.45	27.35	(4.63)
5	Paid-Up Equity Share Capital	40	40	40.00	40.00	40.00	40.00
6	Reserves (excluding Revaluation Reserve as shown in the Balance Sheet)	2493.43	2493.43	2,498.06	2,493.43	2,498.06	2,493.43
7	Earnings Per Share (before & after extraordinary items) (of Rs. 10/- each)						
	Basic:	4.07	5.54	4.31	9.61	6.84	(1.16)
	Diluted:	4.07	5.54	4.31	9.61	6.84	(1.16)

NOTES:

1 The above is an extract of the detailed format of Quarterly/Half Year ended Financial Results (Standalone & Consolidated) filed with the Stock Exchanges under Regulation 33 of the SEBI (Listing Obligation and Disclosure Requirements) Regulations, 2015. The full format of the Quarterly/Half Year ended financial results available on the Stock Exchanges websites i.e. (www.bseindia.com) and also available on the Company's Website www.pptinvestment.com

For Pankaj Piyush Trade & Investment Limited
Sd/-
Vinod Kumar Bansal
Managing Director
DIN: 00243709

Place: New Delhi
Date : November 12, 2022

ZIM LABORATORIES LIMITED

Registered Office : Sadoday Gyan (Ground Floor) Opp. NADT, Nelson Square, Nagpur - 440 013, Maharashtra, India.
CIN : L99999MH1984PLC032172, Website : www.zimlab.in

EXTRACT OF UNAUDITED CONSOLIDATED FINANCIAL RESULTS FOR THE QUARTER AND HALF YEAR ENDED 30th SEPTEMBER, 2022

(Rs. in Lakhs, unless otherwise stated)

Particulars	Quarter Ended 30.09.2022 Unaudited	Quarter Ended 30.06.2022 Unaudited	Quarter Ended 30.09.2021 Unaudited	Half Year Ended 30.09.2022 Unaudited	Half Year Ended 30.09.2021 Unaudited	Year Ended 31.03.2022 Audited
Total Income from Operations	9,940.02	9,274.55	7,747.31	19,214.57	14,164.59	33,342.68
Net Profit / (Loss) for the period before exceptional item and tax	[illegible]	[illegible]	[illegible]	[illegible]	[illegible]	[illegible]
Net Profit / (Loss) for the period after exceptional item and tax	544.97	514.78	325.88	1,059.75	344.75	1,455.04
Net Profit / (Loss) for the period after tax	544.97	514.78	325.88	1,059.75	344.75	1,455.04
Total Comprehensive Income for the period	598.45	563.08	322.36	1,161.53	344.17	1,495.95
Paid-up Equity Share Capital (Face value Rs. 10 per share)	1,624.19	1,624.19	1,624.19	1,624.19	1,624.19	1,624.19
Other Equity (excluding Revaluation Reserve)						15,946.76
Earnings per share (not annualised)						
a) Basic	[illegible]	[illegible]	[illegible]	[illegible]	[illegible]	[illegible]
b) Diluted	3.35	3.17	2.00	6.52	2.12	8.96

Notes : 1. Key Standalone financial Information of the company is given below :

Particulars	Quarter Ended 30.09.2022 Unaudited	Quarter Ended 30.06.2022 Unaudited	Quarter Ended 30.09.2021 Unaudited	Half Year Ended 30.09.2022 Unaudited	Half Year Ended 30.09.2021 Unaudited	Year Ended 31.03.2022 Audited
Income from Operations	9,926.37	9,250.30	7,572.55	19,176.67	13,936.51	32,949.37
Net Profit / (Loss) for the period before exceptional item and tax	815.77	797.06	292.63	1,612.83	319.57	1,929.66
Net Profit / (Loss) for the period after exceptional item and tax	565.55	564.22	200.09	1,129.77	218.68	1,301.28
Net Profit / (Loss) for the period after tax	565.55	564.22	200.09	1,129.77	218.68	1,301.28
Total comprehensive income	566.69	565.36	190.46	1,132.05	199.42	1,305.84

2. The above is an extract of the detailed format of unaudited Standalone and Consolidated results for the quarter and half year ended on 30 September, 2022 filed with the Stock Exchange under Regulations 33 of the SEBI (Listing Obligations and Disclosure Requirements) Regulations, 2015. The full format of unaudited Standalone and Consolidated results for the quarter and half year ended on 30 September, 2022 are available on the website of the Stock Exchange (www.bseindia.com) and on the Company's website (www.zimlab.in). **3.** The above results were reviewed and recommended by the Audit Committee and approved by the Board of Directors at their respective meetings held on12 November, 2022. There are no qualifications in the limited review report issued for the quarter and half year ended 30 September 2022. **4.** The Board of Directors in their meeting held on 12th November, 2022, recommended issue of bonus equity shares in the ratio of Two bonus equity shares for every One equity share held in the Company, subject to approval of shareholders.

(Anwar S. Daud)
Managing Director

Toronto, Canada, Dt. 12 November, 2022

CLASSIFIED CENTRES IN MUMBAI

Aryan Publicity
Parel Village,
Phone: 022-65881876
Mobile: 9320111876

Beejay Ads,
Opera House
Phone : 23692926 / 56051035.

Colour Spot,
Byculla (E),
Phone : 23748048 / 23714748.

Fulrani Advtg. & Mktg.
Antop Hill
Phone: 24159061
Mobile: 9769238274/ 9969408835

AZAD Publicity
Mumbai Central
9821204061

KITES Advertising,
Tardeo AC Market,
Bombay Central,
Phone : 66375957/ 8.
Mobile : 9324175957.

Ganesh Advertising,
Abdul Rehman Street,
Phone : 2342 9163 / 2341 4596.

J.K. Advertisers,
Hornimal Circle,
Fort.
Phone : 22663742.

Mani's Agencies,
Opp.G.P.O.
Fort.
Phone : 2263 00232.
Mobile : 9892091257.

Manjyot Ads,
Currey Road (E)
Phone : 24700338.
Mobile : 9820460262.

OM Sai Ram Advtg.,
Currery Road
Mobile: 9967375573

Pinto Advertising,
Mazagaon,
Phone : 23701070.
Mobile : 9869040181.

Premier Advertisers
Mumbai Central
Mobile: 9819891116

Sarjan Advertising,
Tardeo,
Phone : 66626983

Sanjeet Communication
Fort.
Phone : 40024682/ 40792205.

S. Arts Advtg.
Masjid
Phone: 23415111

Yugarambha Advertising,
Girgaon,
Phone : 2386 8065.
Mobile : 9869074144.

Ambition Advertising,
Prabhadevi,
Phone : 24210792 / 94.

B. Y. Padhye Publicity,
Dadar (W),
Phone : 2422 9241/
2422 0445.

DATEY Advertising,
Datey Bhavan, Dadar (W)
Mobole : 8452846979/ 9930949817

Central Advertising Agency,
Mahim (W),
Phone : 24468656 / 24465555

Charudatta Advertising,
Mahim (W),
Phone : 24221461

Jay Publicity,
Dadar (E),
Phone : 24124640

Pallavi Advtg.
Dadar (W),
Mobile: 9869109765

Shree Swami Samarth Advertising,
Dadar (W),
Phone : 24440631
Mobile : 9869131962

Stylus Arts,
Dadar (W),
Phone : 24304897

Time Advertising,
Matunga (W),
Phone : 2446 6191

Vijaya Agencies,
Dadar (W),
Phone : 2422 5672.
Mobile : 9920640689

Space Age Advertising,
Bandra (E)
Phone : 26552207
Mobile : 9869666222

Kirti Agencies,
Khar (W),
Phone : 26047542.

AD Support Advertising,
Santacruz (W),
Mobile: 9869463650

Gauri Press Communication,
Vile Parle (E),
Phone : 2617 6310
Mobile: 9820069565

Carl Advertising,
Andheri (W),
Phone : 6696 3441 / 42.

Keyon Publicity
Andheri (E.)
Phone : 28253077
Mobile : 9920992393

Lokhandwala Advertising,
Andheri (W),
Phone : 26364274 / 26316960.

Prime Publicity Services,
Andheri (E),
Phone : 26839686 / 26830304.

ZOYA Creation
Andheri West
9833364551

P. V. Advertisers,
Jogeshwari (W)
Phone: 26768888
Mobile: 9820123000

Neha Agency,
Goregaon (E),
Phone : 2927 5033.
Mobile : 9819099563.

Shark Enterprises,
Goregaon (E),
Phone: 022-26863587

Adresult Services,
Goregaon (W)
Phone : 28762157 / 28726291.

Samartha Advertiser Pvt. Ltd.,
Goregaon (E),
Phone: 26852294
Mobile: 9594969627

Target Media,
Goregaon (E),
Mobile: 8692959648/ 9702307711

Bijal Visual Ads.,
Malad (W),
Phone: 28835457/ 28805487
Mobile: 9322265715

Noble Publicity Service,
Malad (W),
Phone : 28881426 / 28881518.

New Boom Ads,
Kandivali (W),
Phone : 28640221.

Vikson Advertising Agency
Kandivali (W),
Phone : 28645005
Mobile : 9820433200

Express Advertising,
Borivali (W),
Phone : 2833 7799 / 2833 9977.
Mobile: 9820401077

Falcon Multimedia Pvt. Ltd.,
Borivali (E)
Mobile : 9833226463

JEET Advertising Agency
Borivali West
022-28927636 / 28912529

Nikharge Advertising,
Borivali (W),
Phone : 28921255
Mobile : 9322210176

SHAH Publicity
Borivali West
022-28927421 / 9930898947

M.S. Advertising,
Bhayander (E),
Phone: 022-28160100
Mobile: 9769711727

Sugo Advertising,
Vasai (W),
Phone : 7756982329/ 7028565571

Mayuresh Publicity,
Virar (W).
Phone : 0250 – 2503913.
Mobile : 9923935556

Plasma Advertising,
Panvel.
Phone : 022-27461970

Ronak Advertising,
Vashi.
Phone : 71012345
Mobile: 9324102060/ 9820152753

Rahul Advertising
Vashi,
Phone: 022-65119998
Mobile: 9820200044

S.Kumar Publicity,
Vashi,
Phone : 27898472
Mobile : 9820889848

Siba Ads & Communications,
Vashi,
Phone : 27892555/ 61372555

Ashwini Communication,
Thane (W).
Phone : 2544 5007.

Mangal Advtg & Consultancy,
Thane (W).
Phone : 2538 8134
Mobile: 9869197367

Sarathi Enterprises,
Thane (W),
Phone : 25426604

Shireen Advertising,
Thane (W).
Phone : 25343648 / 25341538

Swati Advertisers,
Thane (W),
Phone : 9820786203

UNIQUE Publicity
Thane West
25393894 /66743004

Ad Junction,
Dombivli (E).
Phone : 0251-2862551
Mobile : 9870017985

Budhkar Publicity Pvt. Ltd.,
Kalyan (W).
Phone : 0251 – 2205995
Mobile : 9322400262

Dimensions Advertising,
Dombivli (E) .
Phone : 0251-2445074
Mobile : 9322597885

OMKAR Enterprises
Dombivali (West)
0251-2480136 / 9821467209

Prabhakar Advertisers,
Dombivli (E).
Phone : 0251-2448917
Mobile : 9819575111

Bajaj Publicity
Dombivli (E)
Miblie : 9320962437

Radha Advertising,
Dombivli (E).
Mobile : 9920909141
9833555898

Pinki Advertising,
Ambernath (E),
Mobile : 9322681423

K. Parth Publicity,
Ghatkopar (E),
Phone : 2501 3939 / 2501 2323

Riyo Advertising,
Ghatkopar (W),
Phone : 67704000/ 6500
Mobile : 9821306406

Sadguru Advertising,
Vikhroli (W),
Phone : 6128 6128
Mobile : 9820319546

Synthesys Communication's
Vikhroli
9820504802

Sanjeevani Advtg.
Kanjurmarg, LBS Marg,
Phone: 022-25776168
Mobile: 9819091044

Sandip Advtg.
Bhandup (W),
Phone: 022-25946518
Mobile: 9820750922

Mahesh Advertising & Designing,
Mulund (W),
Phone : 25622469 / 25682469

Classifieds Making A Small Message Go A Long Way .....

SASHWAT TECHNOCRATS LIMITED

Regd.Office: Office No. 14, First Floor, Plumber House, 557, JSS Road, Chira Bazar, Mumbai- 400002. **CIN :** L24220MH1975PLC018682, **Tel No.** 22016021/22016031
Email id: sashwat.technocrats@gmail.com

EXTRACT OF UNAUDITED FINANCIAL RESULTS FOR THE QUARTER ENDED 30TH SEPTEMBER, 2022

Part I (Rs.in Lacs)

Sr. No.	PARTICULARS	Quarter Ended Unaudited 30-Sep-22	Quarter Ended Unaudited 30-Jun-22	Quarter Ended Unaudited 30-Sep-21	Half Year Ended Unaudited 30-Sep-22	Half Year Ended Unaudited 30-Sep-21	Year Ended Audited 31-Mar-22
1	Total Income from Operation	1.35	8.88	4.33	10.23	46.69	48.41
2	Net Profit for the Period (before Tax, Exceptional Items and / or Extraordinary Items)	0.18	4.37	3.15	4.55	40.81	39.85
3	Net Profit / (Loss) for the Period (before Tax but after Exceptional Items and / or Extraordinary Items)	0.18	4.37	3.15	4.55	40.81	39.85
4	Net Profit / (Loss) for the period after tax	0.13	3.27	3.15	3.39	37.19	35.24
5	Total Comprehensive Income (Comprising Profit for the period (after tax) and other comprehensive Income (after tax))	0.13	3.27	3.15	3.39	37.19	35.24
6	Paid-up Equity Share Capital (Face Value Rs.10/-)	30.62	30.62	30.62	30.62	30.62	30.62
7	Earning per share (of Rs. 10/- each) (not annualised)						
	a) Basic	0.04	1.07	1.03	1.11	12.15	11.51
	b) Diluted	0.04	1.07	1.03	1.11	12.15	11.51

Notes :

1 1The above Unaudited results were reviewed by the Audit Committee and approved by the Board of Directors in their meeting held on 11th November, 2022 by the Auditors of the Company, in accordance with SEBI (Listing Obligations and Disclosure Requirement) Regulations, 2015.

2 The above is an extract of the detailed format of quarterly results filed with the Stock Exchanges under Regulation 33 of the SEBI (Listing Obligation and Disclosure Requirements) Regulation, 2015. The full format of the quarterly financial results are available on the Stock Exchanges websites i.e. www.bseindia.com.

For & on behalf of the Board of Directors
Sashwat Technocrats Limited
Sd/-
Manish Jhakalia
Director
DIN: 01847156

Place : Mumbai
Date : 11.11.2022

ASSOCIATED ALCOHOLS & BREWERIES LTD.

CIN: L15520MP1989PLC049380

Regd Office: 4th Floor, BPK Star Tower, A.B. Road, Indore - 452008 (M.P.)
E-mail: investorrelations@aabl.in Website: www.associatedalcohols.com, Ph. 0731-4780400

BOMBAY SPECIAL TITANIUM JAMAICAN MAGIC

Extract of Unaudited Financial Results for the Quarter and Half Year Ended 30th September, 2022

(₹ in Lacs)

S. No.	Particulars	Quarter Ended 30.09.2022 (Unaudited)	Quarter Ended 30.09.2021 (Unaudited)	Year Ended 31.03.2022 (Audited)
1	Total Income from Operations	14991.91	12305.51	52838.45
2	Net profit / (loss) for the period (before Tax, Exceptional and / or Extraordinary items)	1002.85	1921.63	8,116.24
3	Net profit / (loss) for the period Before Tax, (after Exceptional and / or Extraordinary items)	1002.85	1921.63	8,116.24
4	Net profit / (loss) for the period after Tax, (after Exceptional and / or Extraordinary items)	753.97	1426.23	6080.56
5	Total Comprehensive Income for the period [Comprising profit / (loss) for the period (after Tax) and other Comprehensive Income (after Tax)]	1794.45	1427.15	6281.99
6	Equity Share Capital	1807.92	1807.92	1807.92
7	Reserves (excluding Revaluation Reserves) as shown in the Balance Sheet of previous year			29476.21
8	Earning Per Share (before extraordinary item) (of ₹ 10/- each)			
	Basic:	4.17	7.89	33.63
	Diluted:	4.17	7.89	33.63

Notes :

1. The above is an extract of the detailed format of Standalone Unaudited Financial Results for the Quarter and Half Year Ended 30th September, 2022 filed with Stock Exchange under Regulation 33 of the SEBI (Listing and Other Disclosure Requirements) Regulation, 2015. The full format of the Unaudited Financial Results are available on the website of the Stock Exchanges **www.nseindia.com** and **www.bseindia.com** and on the Company's website i.e. **www.associatedalcohols.com.**
2. The above results were reviewed by the Audit Committee and approved by the Board of Directors at their meeting held on 12th November, 2022.

For: **Associated Alcohols & Breweries Ltd.**
Sd/-
Tushar Bhandari, Whole Time Director
DIN: 03583114

Place : **Indore**
Date : **12.11.2022**

indianexpress.com

The Indian EXPRESS
JOURNALISM OF COURAGE

I look at every side before taking a side.

Inform your opinion with insightful observations.

The Indian Express.
For the Indian Intelligent.

SONAL MERCANTILE LIMITED

CIN : L51221DL1985PLC022433
Registered Office : 365, VARDHMAN PLAZA, III FLOOR, SECTOR-3, ROHINI, NEW DELHI-110085,
Tel. 0111-49091417 Website : www.sonalmercantile.in, Email id: sonalmercantile@yahoo.in

Unaudited Consolidated Financial Results for the Quarter & Half year ended September 30, 2022

(₹ in Lacs)

Sl. No.	Particulars	Quarter Ended			Half Year Ended		Year ended
		30.09.2022 (Unaudited)	30.06.2022 (Unaudited)	30.09.2021 (Unaudited)	30.09.2022 (Unaudited)	30.09.2021 (Unaudited)	31.03.2022 (Audited)
1	Total income from operations	584.52	568.75	503.50	1153.27	1010.44	2084.46
2	Profit before Tax and Exceptional Items	247.86	238.05	172.14	485.91	352.02	818.50
3	Profit after Tax (after Exceptional Items)	185.15	178.13	172.14	363.28	352.02	609.10
4	Total Comprehensive Income (Comprising Profit/ Loss after tax and other Comprehensive Income after tax)	455.29	462.66	492.36	917.95	867.64	3113.99
5	Paid-up equity share capital	1473.85	1473.85	1473.85	1473.85	1473.85	1473.85
6	Earnings per share (Face value per share Rs.10/- each)						
	a) Basic (Rs. per share)	3.09	3.14	3.14	6.23	5.89	11.55
	b) Diluted (Rs. per share)	3.09	3.14	3.14	6.23	5.89	11.55

Notes:

1 The above consolidated financial results were reviewed by the Audit Committee at the meeting held on November 12, 2022 and approved and taken on record by the Board of Directors at the meeting held on November 12, 2022

2 Standalone Information:

Particulars	Quarter Ended			Half Year Ended		Year ended
	30.09.2022 (Unaudited)	30.06.2022 (Unaudited)	30.09.2021 (Unaudited)	30.09.2022 (Unaudited)	30.09.2021 (Unaudited)	31.03.2022 (Audited)
Total revenue from operations	584.52	568.75	503.50	1153.27	1010.44	2084.46
Profit before tax	247.86	238.05	172.12	485.91	352.01	818.50
Profit after tax	185.14	178.13	119.38	363.28	253.99	609.10
Total comprehensive income (Net of tax)	185.14	178.13	119.38	363.28	253.99	609.10

3 The above is an extract of the detailed format of financial results filed with the Stock Exchanges under Regulation 33 of the SEBI (Listing Obligations and Disclosure Requirements) Regulations, 2015. The full format of the standalone and consolidated financial results are available on stock exchanges' website and on Company's website.

4 Figures for the previous corresponding periods have been regrouped, wherever considered necessary.

For SONAL MERCANTILE LIMITED
Sd/-
Vikram Goyal
Whole time Director
DIN : 00381115

Place: New Delhi
Date: November 12, 2022

CMX Holdings Limited

(Formerly known as SIEL FINANCIAL SERVICES LIMITED)
CIN No: L74110MP1990PLC007674
Address: 12-B, Soni Mansion, Ratlam Kothi, Indore, Madhya Pradesh - 452001
Email: sielfinancialservices@gmail.com; website: www.sielfinancial.com

ANNEXURE- I

UN-AUDITED FINANCIAL RESULTS FOR THE QUARTER AND HALF YEAR ENDED SEPTEMBER 30, 2022

[See Regulation 47(1) (b) of the SEBI (LODR) Regulations, 2015]

(Rs. in Lakhs except EPS)

Sr. No.	Particulars	Quarter ended 30th September, 2022	Quarter ended 30th June, 2022	Quarter Ended 30th September, 2021	Half year ended 30th September, 2022	Half year ended 30th September, 2021	Year Ended 31st March, 2022
		Un-audited	Un-audited	Un-audited	Un-audited	Un-audited	Audited
1	Other Income	9.00	10.73	0.06	19.73	0.30	2.31
	Total Income	9.00	10.73	0.06	19.73	0.30	2.31
2	Net Profit /(Loss) for the period (before Tax, Exceptional and/or Extraordinary items#)	- 3.42	3.53	- 15.38	0.11	- 27.44	- 42.93
3	Net Profit /(Loss) for the period before tax (after Exceptional and/or Extraordinary items#)	0.00	0.00	0.00	0.00	0.00	0.00
4	Net Profit /(Loss) for the period after tax (after Exceptional and/or Extraordinary items#)	- 2.56	2.64	- 15.38	0.08	- 27.44	- 42.93
5	Total Comprehensive Income for the period [Comprising Profit /(Loss) for the period (after tax) and Other Comprehensive Income (after tax)]	- 2.56	2.64	- 15.38	0.08	- 27.44	- 42.93
6	Equity Share Capital	1,132.30	1,132.30	1,132.30	1,132.30	1,132.30	1,132.30
7	Reserves (excluding Revaluation Reserve) as shown in the Audited Balance Sheet of the previous year						- 1,656.71
8	Earnings Per Share (for continuing and discontinued operations) -						
	1. Basic :	- 0.02	0.02	- 0.14	0.00	- 0.24	- 0.38
	2. Diluted :	- 0.02	0.02	- 0.14	0.00	- 0.24	- 0.38

Note: a) The above is an extract of the detailed format of Quarterly/Annual Financial Results filed with the Stock Exchanges under Regulation 33 of the SEBI (Listing and Other Disclosure Requirements) Regulations, 2015. The full format of the Quarterly/Annual Financial Results is available on the websites of the Stock Exchanges and the listed entity.(www.sielfinancial.com).

b) The above results were recommended by Audit Committee and approved by the Board of Directors at their respective meeting held on November 12, 2022

c) The impact on net profit / loss, total comprehensive income or any other relevant financial item(s) due to change(s) in accounting policies shall be disclosed by means of a footnote.

d) # - Exceptional and/or Extraordinary items adjusted in the Statement of Profit and Loss in accordance with Ind-AS Rules / AS Rules, whichever is applicable.

For **CMX HOLDINGS LIMITED**
(Formerly known as SIEL FINANCIAL SERVICES LIMITED)
Sd/-
Parmeet Singh Sood
Managing Director
DIN-00322864

Date : November 12, 2022
Place : Delhi

ASSOCIATED ALCOHOLS & BREWERIES LTD.

CIN: L15520MP1989PLC049380
Regd Office: 4th Floor, BPK Star Tower, A.B. Road, Indore - 452008 (M.P.)
E-mail: investorrelations@aabl.in Website: www.associatedalcohols.com, Ph. 0731-4780400

Extract of Unaudited Financial Results for the Quarter and Half Year Ended 30th September, 2022

(₹ in Lacs)

S. No.	Particulars	Quarter Ended 30.09.2022 (Unaudited)	Quarter Ended 30.09.2021 (Unaudited)	Year Ended 31.03.2022 (Audited)
1	Total Income from Operations	14991.91	12305.51	52838.45
2	Net profit / (loss) for the period (before Tax, Exceptional and / or Extraordinary items)	1002.85	1921.63	8,116.24
3	Net profit / (loss) for the period Before Tax, (after Exceptional and / or Extraordinary items)	1002.85	1921.63	8,116.24
4	Net profit / (loss) for the period after Tax, (after Exceptional and / or Extraordinary items)	753.97	1426.23	6080.56
5	Total Comprehensive Income for the period [Comprising profit / (loss) for the period (after Tax) and other Comprehensive Income (after Tax)]	1794.45	1427.15	6281.99
6	Equity Share Capital	1807.92	1807.92	1807.92
7	Reserves (excluding Revaluation Reserves) as shown in the Balance Sheet of previous year			29476.21
8	Earning Per Share (before extraordinary item) (of ₹ 10/- each)			
	Basic:	4.17	7.89	33.63
	Diluted:	4.17	7.89	33.63

Notes :

1. The above is an extract of the detailed format of Standalone Unaudited Financial Results for the Quarter and Half Year Ended 30th September, 2022 filed with Stock Exchange under Regulation 33 of the SEBI (Listing and Other Disclosure Requirements) Regulation, 2015. The full format of the Unaudited Financial Results are available on the website of the Stock Exchanges **www.nseindia.com** and **www.bseindia.com** and on the Company's website i.e. **www.associatedalcohols.com.**
2. The above results were reviewed by the Audit Committee and approved by the Board of Directors at their meeting held on 12th November, 2022.

For: **Associated Alcohols & Breweries Ltd.**
Sd/-
Tushar Bhandari, Whole Time Director
DIN: 03583114

Place : **Indore**
Date : **12.11.2022**

Parsvnaths

committed to build a better world

PARSVNATH RAIL LAND PROJECT PRIVATE LIMITED
Regd. & Corporate Office: Parsvnath Tower, Near Shahdara Metro Station, Shahdara, Delhi - 110 032
CIN:U45203DL2011PTC227343, Tel. : 011-43050100, 43010500; Fax : 011-43050473
E-mail: secretarial@parsvnath.com; website: www.parsvnath.com/prlp

Extract of Financial Results for the Quarter and Half Year ended September 30, 2022

(₹ in Lakhs)

SL. No.	Particulars	Quarter ended 30-09-2022	Quarter ended 30-06-2022	Quarter ended 30-09-2021	Year ended 31-03-2022
		Unaudited	Unaudited	Unaudited	Audited
1	Total Income from Operations				-
2	Net Profit / (Loss) for the period (before Tax, Exceptional and/or Extraordinary items)	(2.39)	(3.20)	(5.80)	(20.79)
3	Net Profit / (Loss) for the period before tax (after Exceptional and/or Extraordinary items)	(2.39)	(3.20)	(5.80)	(20.79)
4	Net Profit / (Loss) for the period after tax (after Exceptional and/or Extraordinary items)	(2.39)	(3.20)	(5.80)	(20.79)
5	Total Comprehensive Income for the period [Comprising Profit / (Loss) for the period (after tax) and Other Comprehensive Income (after tax)]	(2.39)	(3.20)	(5.80)	(20.79)
6	Paid up Equity Share Capital	14.10	14.10	14.10	14.10
7	Reserves (excluding Revaluation Reserve)	(5,080.62)	(5,078.23)	(5,061.61)	(5,075.03)
8	Net worth	(5,038.22)	(5,035.83)	(5,019.21)	(5,032.63)
9	Paid up Debt Capital / Outstanding Debt	11,617.49	11,257.49	11,617.49	11,257.49
10	Debt Equity Ratio	(2.31)	(2.24)	(2.31)	(2.24)
11	Earnings Per Share (of Rs.10/- each) (for continuing and discontinued operations) -				
	1. Basic:	(16.93)	(22.68)	(41.16)	(147.41)
	2. Diluted:	(16.93)	(22.68)	(41.16)	(147.41)
12	Debenture Redemption Reserve				-
13	Debt Service Coverage Ratio	NA	NA	NA	NA
14	Interest Service Coverage Ratio	NA	NA	NA	NA

Notes:

a) The above is an extract of the detailed format of annual financial results filed with the Stock Exchange under Regulation 52 of the SEBI (Listing Obligations and Disclosure Requirements) Regulations, 2015("Listing Regulations"). The full format of the annual financial results are available on the website of BSE Ltd (www.bseindia.com) and Company's website (www.parsvnath.com/prlp).The Company's debentures are listed and therefore Regulation 52 of the Listing Regulations is applicable to the Company.

b) For the items referred in sub-clauses (a), (b), (d) and (e) of the Regulation 52 (4) of the Listing Regulations, the pertinent disclosures have been made to BSE Ltd. and can be accessed on the URL www.bseindia.com.

c) In the absence of available profits, the Company has not created Debenture Redemption Reserve during the period.

d) In the absence of revenue, Debt Service Coverage ratio and Interest service coverage ratio have not been reported.

e) Figures for previous year have been regrouped, wherever necessary, for the purpose of comparison.

For and on behalf of the Board
Sd/-
ATUL JAIN
Director
DIN : 00102555

Place : Delhi
Dated: 12 November, 2022

Parsvnaths

committed to build a better world

PARSVNATH LANDMARK DEVELOPERS PRIVATE LIMITED
Regd. & Corporate Office: Parsvnath Tower, Near Shahdara Metro Station, Shahdara, Delhi - 110 032
CIN : U45201DL2003PTC122489, Tel. : 011-43050100, 43010500; Fax : 011-43050473
E-mail : secretarial@parsvnath.com; website : www.parsvnath.com/pldpl

Extract of Financial Results for the Quarter and Half Year ended September 30, 2022

(₹ in Lakhs)

SL. No.	Particulars	Quarter ended 30-09-2022	Quarter ended 30-06-2022	Quarter ended 30-09-2021	Year ended 31-03-2022
		Unaudited	Unaudited	Unaudited	Audited
1	Total Income from Operations	297.16	80.03	17.42	8,148.62
2	Net Profit / (Loss) for the period (before Tax, Exceptional and/or Extraordinary items)	297.16	80.03	17.42	(3,963.39)
3	Net Profit / (Loss) for the period before tax (after Exceptional and/or Extraordinary items)	164.58	-95.04	507.24	(3,963.39)
4	Net Profit / (Loss) for the period after tax (after Exceptional and/or Extraordinary items)	164.58	(129.98)	507.24	(3,963.39)
5	Total Comprehensive Income for the period [Comprising Profit / (Loss) for the period (after tax) and Other Comprehensive Income (after tax)]	164.58	(129.98)	507.24	(3,963.39)
6	Paid up Equity Share Capital	328.21	328.21	328.21	328.21
7	Reserves (excluding Revaluation Reserve)	(17,174.31)	(17,338.87)	(13,321.95)	(17,208.88)
8	Net worth	(16,846.10)	(17,010.66)	(12,993.74)	(16,880.68)
9	Paid up Debt Capital / Outstanding Debt	-	-	-	-
10	Debt Equity Ratio	(0.92)	(0.91)	(1.11)	(0.91)
11	Earnings Per Share (of Rs.10/- each) (for continuing and discontinued operations) -				
	1. Basic:	1.05	(3.96)	15.45	(120.76)
	2. Diluted:	1.05	(3.96)	15.45	(120.76)
12	Debenture Redemption Reserve	5,000.00	5,000.00	5,000.00	5,000.00
13	Capital Redemption Reserve	-	-	-	-
14	Debt Service Coverage Ratio	N/A	N/A	N/A	(0.90)
	(Since earnings before interest and tax is Negative)				
15	Interest Service Coverage Ratio	N/A	N/A	N/A	(70.40)
	(Since earnings before interest and tax is Negative)				

NOTES:

a) The above is an extract of the detailed format of financial results filed with the Stock Exchange under Regulation 52 of the SEBI (Listing Obligations and Disclosure Requirements) Regulations, 2015("Listing Regulations"). The full format of the financial results are available on the website of BSE Ltd (www.bseindia.com) and the Compnay (www.parsvnath.com/pldpl).The Company's debentures are listed and therefore Regulation 52 of the Listing Regulations is applicable to the Company.

b) For the other line items referred in Regulation 52 (4) of the Listing Regulations, the pertinent disclosures have been made to BSE Ltd. and can be accessed on the URL www.bseindia.com.

c)The above financial results have been reviewed and approved by the Board of Directors in the meeting held on 12 November, 2022. Figures for the quarter ended September 30, 2022 have been taken as unaudited.

d) The Company has not received any complaint from the investor during the half year ended 30 September, 2022 and there was no complaint pending at the beginning of the year.

e) The Company has availed relaxation provided by SEBI vide its Circular No. BI/HO/DDHS/CIR/2021/0000000637 dated 05.10.2021 and not shown the column for the correspoding quarter ended 31.12.2020 in the financial results.

f) Figures for the previous year/period have been regrouped for the purpose of comparison.

For and on behalf of the Board
Sd/-
Surya Mani Pandey
Director
DIN: 08250346

Place : Delhi
Dated: 12 November, 2022

LORDS CHLORO ALKALI LIMITED

CIN : L24117RJ1979PLC002099
REGD. OFFICE : SP-460, MATSYA INDUSTRIAL AREA, ALWAR (RAJASTHAN) - 301030
CORPORATE OFFICE : A - 281, FIRST FLOOR, DEFENCE COLONY, NEW DELHI - 110024
Tel. : +91-11-40239034, Email : secretarial@lordschloro.com Web: www.lordschloro.com

EXTRACT OF UNAUDITED FINANCIAL RESULTS FOR THE QUARTER AND HALF YEAR ENDED SEPTEMBER 30, 2022

(Rs in Lakhs)

PARTICULARS	Quarter ended			Half Year ended		Year ended
	30.09.2022 (Unaudited)	30.06.2022 (Unaudited)	30.09.2021 (Unaudited)	30.09.2022 (Unaudited)	30.09.2021 (Unaudited)	31.03.2022 (Audited)
Total income	7,671.32	8,462.20	4,880.27	16,133.52	9,352.80	24,260.71
Net Profit / (Loss) for the period (before Tax, Exceptional and/or Extraordinary items)	2,088.56	3,045.24	312.90	5,133.79	592.81	4,651.69
Net Profit / (Loss) for the period before tax (after Exceptional and/or Extraordinary items)	2,088.56	3,045.24	312.90	5,133.79	592.81	4,651.69
Net Profit / (Loss) for the period after tax (after Exceptional and/or Extraordinary items)	1,463.30	2,204.31	212.03	3,667.60	415.48	3,228.38
Total comprehensive income for the period [(comprising profit/ (Loss) for the period and other comprehensive income (after tax))]	1.23	1.23	4.55	2.45	9.10	4.90
Paid up Equity Share Capital (face value of Rs. 10/- each)	2,515.39	2,515.39	2,515.39	2,515.39	2,515.39	2,515.39
Other equity excluding revaluation reserve	-	-	-	-	6,296.02	9,104.74
Earnings per share (of Rs. 10/- each) (for continuing operations) :						
a) Basic	5.82	8.76	0.84	14.58	1.65	12.83
b) Diluted	5.82	8.76	0.84	14.58	1.65	12.83

Notes :

1. The above un-audited financial results have been reviewed and recommended by the audit committee and further considered & approved by the Board of Directors at their meeting held on November 11, 2022. These results are as per regulation 33 of the SEBI (Listing Obligation and Disclosure Requirements) Regulation 2015, as amended. The Statutory Auditors have carried out an audit of these results for the quarter and quarter and half year ended September 30, 2022.
2. The above financial results have been prepared in accordance with the principles and procedures of Indian Accounting Standards ("Ind AS") as notified under the Companies (India Accounting Standards) Rules, 2015 as specified in section 133 of Companies Act, 2013.
3. As per Indian Accounting Standards (Ind AS) 108 "Operating Segment", the Company's business falls within a single business segment viz. Chloro alkali sector/production of Caustic Soda.
4. Provision for taxation is made at the effective income tax rates.
5. Figures of the previous period have been re-grouped/ re-arranged and/or recasted wherever required.

For Lords Chloro Alkali Limited
Sd/-
Ajay Virmani
(Managing Director)
DIN: 00758726

Place : New Delhi
Date : 11.11.2022

LEHAR FOOTWEARS LIMITED

(Formerly Known as Lawreshwar Polymers Limited)
REGD OFFICE: A-243(A), ROAD NO.6, V.K.I.AREA, JAIPUR 302013, PHONE:0141-4157777
Website: www.leharfootwear.com, E-mail: info@leharfootwear.com, CIN: L19201RJ1994PLC008196
Statement of Standalone Unaudited Financial Results for the Quarter ended September 30, 2022
(Rs. In lacs except per share data)

Sl. No	Particulars	Quarter Ended			Half Year Ended		Year Ended
		30 Sep '22 (Unaudited)	30 June '22 (Unaudited)	30 Sept '21 (Unaudited)	30 Sep '22 (Unaudited)	30 Sep '21 (Unaudited)	31 Mar'22 (Audited)
1.	Total Income from operations	7957.33	3651.39	4897.82	11608.72	8011.48	13747.14
2.	Net profit/ (Loss) for the period (before Tax, Exceptional and/or Extraordinary items)	276.63	38.51	151.62	315.14	252.09	365.93
3.	Net Profit/ (Loss) for the period before tax (after exceptional and/or Extraordinary items)	276.63	38.51	151.62	315.14	252.09	365.93
4.	Net Profit/ (Loss) for the period after tax (after exceptional and/or Extraordinary items)	203.63	28.82	109.99	232.45	183.92	250.55
5.	Total comprehensive Income for the period [Comprising profit/(Loss) for the period (after tax) and other Comprehensive income (after tax)]	203.63	28.82	109.99	232.45	183.92	1168.73
6.	Equity share capital	1367.88	1367.88	1367.88	1367.88	1367.88	1367.88
7.	Reserves (excluding Revaluation reserve) as shown in the Audited Balance Sheet of the previous year	0	0	0	0	0	3180.08
8.	Earnings per share (of Rs. 10/- each) (for continuing and discontinued operations)-						
	1) Basic	1.49	0.21	0.8	1.7	1.34	1.83
	2) Diluted	1.49	0.21	0.8	1.7	1.34	1.83

Notes: (a) The above is an extract of the detailed format of Quarterly Financial Results filed with the Stock Exchange under regulation 33 of the SEBI (Listing Obligations and Disclosure Requirements) Regulations, 2015. The full format of the Quarterly Financial Results are available on the website of the stock exchange i.e www.bseindia.com and company's website www.leharfootwear.com. **(b)** The above financials were reviewed by the Audit Committee and approved by the Board of Directors at its meeting held on 12th November 2022. **(c)** Provisions of segment reporting are not applicable.

For and on behalf of the Board of Directors
Lehar Footwears Limited
Sd/- Raj Kumar Agarwal
(Managing Director)

Date: 12/11/2022
Place: Jaipur

ZIM LABORATORIES LIMITED

Registered Office : Sadoday Gyan (Ground Floor) Opp. NADT, Nelson Square, Nagpur - 440 013, Maharashtra, India.
CIN : L99999MH1984PLC032172, Website : www.zimlab.in

EXTRACT OF UNAUDITED CONSOLIDATED FINANCIAL RESULTS FOR THE QUARTER AND HALF YEAR ENDED 30th SEPTEMBER, 2022

(Rs. in Lakhs, unless otherwise stated)

Particulars	Quarter Ended			Half Year Ended		Year Ended
	30.09.2022	30.06.2022	30.09.2021	30.09.2022	30.09.2021	31.03.2022
	Unaudited	Unaudited	Unaudited	Unaudited	Unaudited	Audited
Total Income from Operations	9,940.02	9,274.55	7,747.31	19,214.57	14,164.59	33,342.68
Net Profit / (Loss) for the period before exceptional item and tax	795.23	747.62	420.02	1,542.85	448.88	2,104.25
Net Profit / (Loss) for the period after exceptional item and tax	544.97	514.78	325.88	1,059.75	344.75	1,455.04
Net Profit / (Loss) for the period after tax	544.97	514.78	325.88	1,059.75	344.75	1,455.04
Total Comprehensive Income for the period	598.45	563.08	322.36	1,161.53	344.17	1,495.95
Paid-up Equity Share Capital (Face value Rs. 10 per share)	1,624.19	1,624.19	1,624.19	1,624.19	1,624.19	1,624.19
Other Equity (excluding Revaluation Reserve)						15,946.76
Earnings per share (not annualised)						
a) Basic	3.35	3.17	2.00	6.52	2.12	8.96
b) Diluted	3.35	3.17	2.00	6.52	2.12	8.96

Notes : 1. Key Standalone financial Information of the company is given below :

Particulars	Quarter Ended			Half Year Ended		Year Ended
	30.09.2022	30.06.2022	30.09.2021	30.09.2022	30.09.2021	31.03.2022
	Unaudited	Unaudited	Unaudited	Unaudited	Unaudited	Audited
Income from Operations	9,926.37	9,250.30	7,572.55	19,176.67	13,936.51	32,949.37
Net Profit / (Loss) for the period before exceptional item and tax	815.77	797.06	292.63	1,612.83	319.57	1,929.66
Net Profit / (Loss) for the period after exceptional item and tax	565.55	564.22	200.09	1,129.77	218.68	1,301.28
Net Profit / (Loss) for the period after tax	565.55	564.22	200.09	1,129.77	218.68	1,301.28
Total comprehensive income	566.69	565.36	190.46	1,132.05	199.42	1,305.84

2. The above is an extract of the detailed format of unaudited Standalone and Consolidated results for the quarter and half year ended on 30 September, 2022 filed with the Stock Exchange under Regulations 33 of the SEBI (Listing Obligations and Disclosure Requirements) Regulations, 2015. The full format of unaudited Standalone and Consolidated results for the quarter and half year ended on 30 September, 2022 are available on the website of the Stock Exchange (www.bseindia.com) and on the Company's website (www.zimlab.in). **3.** The above results were reviewed and recommended by the Audit Committee and approved by the Board of Directors at their respective meetings held on12 November, 2022. There are no qualifications in the limited review report issued for the quarter and half year ended 30 September 2022. **4.** The Board of Directors in their meeting held on 12th November, 2022, recommended issue of bonus equity shares in the ratio of Two bonus equity shares for every One equity share held in the Company, subject to approval of shareholders.

(Anwar S. Daud)
Managing Director

Toronto, Canada, Dt. 12 November, 2022

इंडियन बैंक Indian Bank
इलाहाबाद ALLAHABAD

BO: HAUZ QAZI BRANCH
DELHI-110006

APPENDIX IV [Rule 8(1)]

POSSESSION NOTICE (For immovable property)

Whereas the undersigned being the authorized officer of the Indian Bank under the Securitization and Reconstruction of Financial Assets and Enforcement of Security Interest Act, 2002 and in exercise of powers conferred under section 13(12) read with rule 3 of the Security Interest (Enforcement) Rules, 2002 issued a demand notice dated **29.07.2022** calling upon the borrower **Sh. Parveen Kumar Shankar and Sh. Vikas Kumar Shankar** having account with our **Hauz Qazi** Branch to repay the amount mentioned in the notice being **Rs. 24.97 Lakh** in words **(Twenty Four Lakh Ninety Seven Thousand Only)** and interest thereon from 29.07.2022 till date of repayment within 60 days from the date of said notice.

The borrower having failed to repay the amount, notice is hereby given to the borrower and the public in general that the undersigned has taken possession of the property described herein below in exercise of powers conferred on him/her under sub-section (4) of section 13 of the Act read with rule 8 of the Security Interest (Enforcement) Rules, 2002 on this the **9th day of November of the year 2022**.

The borrower in particular and the public in general is hereby cautioned not to deal with the property and any dealings with the property will be subject to the charge of the Indian Bank for an amount **Rs 26.08 Lakh** as on 09.11.2022 with further interest, costs, charges and expenses thereon.

The borrower's attention is invited to provisions of sub-section (8) of section 13 of the Act, in respect of time available to redeem the secured assets.

Description of the Immovable Property

Description of property- **6A/58 (Ground Floor), Plot No-58, Block 6-A, Western Extension area, Karol Bagh, Delhi-110005**

and **bounded** by : North : Service Lane South : Road
East : Property no-6A/59 West : Property no-6A/57

Date: 09.11.2022 **Authorised Officer**
Place: Delhi **Indian Bank**

ARUNA HOTELS LIMITED

CIN: L15421TN1960PLC004255
Regd off: Aruna Centre, 145, Sterling Road, Nungambakkam, Chennai 600034, **Ph: 044-2826 3399**
Email: directorsaruna@gmail.com | cs@ahlchennai.com | Website: www.arunahotels.com

STATEMENT OF STANDALONE UNAUDITED FINANCIAL RESULTS

FORM NO. INC-26
[Pursuant to Rule 30 of Companies (Incorporation) Rules 2014]

Advertisement to be published in Newspaper for the change in Registered Office of the Company from one state to

ASSOCIATED ALCOHOLS & BREWERIES LTD.

FORM NO. INC-26
[Pursuant to Rule 30 of Companie (Incorporation) Rules 2014]

CIN: L65993KL1990PLC005811 | Regd. Office : 24/1624, Bristow Road, Willingdon Island, Cochin - 682003, Kerala. Email: secretarial@stelholdings.com, Website : www.stelholdings.com

STATEMENT OF STANDALONE AND CONSOLIDATED UNAUDITED FINANCIAL RESULTS FOR THE QUARTER AND HALF YEAR ENDED 30TH SEPTEMBER, 2022

₹ in lakhs

	PARTICULARS	STANDALONE				CONSOLIDATED			
		QUARTER ENDED		HALF YEAR ENDED	YEAR ENDED	QUARTER ENDED		HALF YEAR ENDED	YEAR ENDED
		30.09.2022	30.09.2021	30.09.2022	31.03.2022	30.09.2022	30.09.2021	30.09.2022	31.03.2022
		UNAUDITED	UNAUDITED	UNAUDITED	AUDITED	UNAUDITED	UNAUDITED	UNAUDITED	AUDITED
1	Total Income from Operations	328.69	591.21	360.26	2007.09	328.69	591.21	360.26	2007.09
2	Net Profit / (Loss) from Ordinary activities before Tax	313.99	576.69	328.06	1944.25	313.79	576.46	327.66	1943.31
3	Net Profit / (Loss) for the period after Tax	234.86	431.55	245.26	1461.76	234.85	431.33	244.86	1460.82
4	Total Comprehensive Income for the period	16082.70	8485.55	13802.83	(3858.17)	16082.70	8485.33	13802.43	(3859.12)
5	Equity Share Capital	1845.54	1845.54	1845.54	1845.54	1845.54	1845.54	1845.54	1845.54
6	Reserves (Excluding Revaluation Reserve)	-	-	-	72078.28	-	-	-	72070.33
7 (i)	Earnings Per Share (before extraordinary items) (of ₹10 each) Basic & Diluted	1.27	2.34	1.33	7.92	1.27	2.34	1.33	7.92
7 (ii)	Earnings Per Share (after extraordinary items) (of ₹10 each) Basic & Diluted	1.27	2.34	1.33	7.92	1.27	2.34	1.33	7.92

Notes:-
1. The above is an extract of the detailed format of Quarterly Financial Results filed with the Stock Exchanges under Regulation 33 of the SEBI (Listing Obligations & Disclosure Requirments) Regulations, 2015.The detailed financial results are available on the website of Bombay Stock Exchange (www.bseindia.com), National Stock Exchange of India Limited (www.nseindia.com) and the company (www.stelholdings.com)
2. Previous period's figures have been regrouped wherever necessary to conform to the classification for the current periods.
3. The above results were reviewed by the Audit Committee and approved by the Board of Directors at their respective meetings held on November 11, 2022. The consolidated financial results for the three months and half year ended September 30, 2022 has been compiled by the management in accordance with Ind AS and have not been subjected to audit.

For and on behalf of the Board of Directors
Sd/-
Abraham Ittyipe
(DIN 02717344)
Whole-time Director

Cochin,
November 11, 2022

indianexpress.com

The Indian EXPRESS
JOURNALISM OF COURAGE

I look at every side before taking a side.

Inform your opinion with insightful observations.

The Indian Express.
For the Indian Intelligent.

SONAL MERCANTILE LIMITED

CIN : L51221DL1985PLC022433
Registered Office : 365, VARDHMAN PLAZA, III FLOOR, SECTOR-3, ROHINI, NEW DELHI-110085,
Tel. 0111-49091417 Website : www.sonalmercantile.in, Email id: sonalmercantile@yahoo.in

Unaudited Consolidated Financial Results for the Quarter & Half year ended September 30, 2022

(₹ in Lacs)

Sl. No.	Particulars	Quarter Ended			Half Year Ended		Year ended
		30.09.2022 (Unaudited)	30.06.2022 (Unaudited)	30.09.2021 (Unaudited)	30.09.2022 (Unaudited)	30.09.2021 (Unaudited)	31.03.2022 (Audited)
1	Total income from operations	584.52	568.75	503.50	1153.27	1010.44	2084.46
2	Profit before Tax and Exceptional Items	247.86	238.05	172.14	485.91	352.02	818.50
3	Profit after Tax (after Exceptional Items)	185.15	178.13	172.14	363.28	352.02	609.10
4	Total Comprehensive Income (Comprising Profit/ Loss after tax and other Comprehensive Income after tax)	455.29	462.66	492.36	917.95	867.64	3113.99
5	Paid-up equity share capital	1473.85	1473.85	1473.85	1473.85	1473.85	1473.85
6	Earnings per share (Face value per share Rs.10/- each)						
	a) Basic (Rs. per share)	3.09	3.14	3.14	6.23	5.89	11.55
	b) Diluted (Rs. per share)	3.09	3.14	3.14	6.23	5.89	11.55

Notes:

1 The above consolidated financial results were reviewed by the Audit Committee at the meeting held on November 12, 2022 and approved and taken on record by the Board of Directors at the meeting held on November 12, 2022

2 Standalone Information:

Particulars	Quarter Ended			Half Year Ended		Year ended
	30.09.2022 (Unaudited)	30.06.2022 (Unaudited)	30.09.2021 (Unaudited)	30.09.2022 (Unaudited)	30.09.2021 (Unaudited)	31.03.2022 (Audited)
Total revenue from operations	584.52	568.75	503.50	1153.27	1010.44	2084.46
Profit before tax	247.86	238.05	172.12	485.91	352.01	818.50
Profit after tax	185.14	178.13	119.38	363.28	253.99	609.10
Total comprehensive income (Net of tax)	185.14	178.13	119.38	363.28	253.99	609.10

3 The above is an extract of the detailed format of financial results filed with the Stock Exchanges under Regulation 33 of the SEBI (Listing Obligations and Disclosure Requirements) Regulations, 2015. The full format of the standalone and consolidated financial results are available on stock exchanges' website and on Company's website.

4 Figures for the previous corresponding periods have been regrouped, wherever considered necessary.

For SONAL MERCANTILE LIMITED
Sd/-
Vikram Goyal
Whole time Director
DIN : 00381115

Place: New Delhi
Date: November 12, 2022

CMX Holdings Limited

(Formerly known as SIEL FINANCIAL SERVICES LIMITED)
CIN No: L74110MP1990PLC007674
Address: 12-B, Soni Mansion, Ratlam Kothi, Indore, Madhya Pradesh - 452001
Email: sielfinancialservices@gmail.com; website: www.sielfinancial.com

ANNEXURE- I

UN-AUDITED FINANCIAL RESULTS FOR THE QUARTER AND HALF YEAR ENDED SEPTEMBER 30, 2022

[See Regulation 47(1) (b) of the SEBI (LODR) Regulations, 2015]

(Rs. in Lakhs except EPS)

Sr. No.	Particulars	Quarter ended 30th September, 2022	Quarter ended 30th June, 2022	Quarter Ended 30th September, 2021	Half year ended 30th September, 2022	Half year ended 30th September, 2021	Year Ended 31st March, 2022
		Un-audited	Un-audited	Un-audited	Un-audited	Un-audited	Audited
1	Other Income	9.00	10.73	0.06	19.73	0.30	2.31
	Total Income	9.00	10.73	0.06	19.73	0.30	2.31
2	Net Profit /(Loss) for the period (before Tax, Exceptional and/or Extraordinary items#)	- 3.42	3.53	- 15.38	0.11	- 27.44	- 42.93
3	Net Profit /(Loss) for the period before tax (after Exceptional and/or Extraordinary items#)	0.00	0.00	0.00	0.00	0.00	0.00
4	Net Profit /(Loss) for the period after tax (after Exceptional and/or Extraordinary items#)	- 2.56	2.64	- 15.38	0.08	- 27.44	- 42.93
5	Total Comprehensive Income for the period [Comprising Profit /(Loss) for the period (after tax) and Other Comprehensive Income (after tax)]	- 2.56	2.64	- 15.38	0.08	- 27.44	- 42.93
6	Equity Share Capital	1,132.30	1,132.30	1,132.30	1,132.30	1,132.30	1,132.30
7	Reserves (excluding Revaluation Reserve) as shown in the Audited Balance Sheet of the previous year						- 1,656.71
8	Earnings Per Share (for continuing and discontinued operations) -						
	1. Basic :	- 0.02	0.02	- 0.14	0.00	- 0.24	- 0.38
	2. Diluted :	- 0.02	0.02	- 0.14	0.00	- 0.24	- 0.38

Note: a) The above is an extract of the detailed format of Quarterly/Annual Financial Results filed with the Stock Exchanges under Regulation 33 of the SEBI (Listing and Other Disclosure Requirements) Regulations, 2015. The full format of the Quarterly/Annual Financial Results is available on the websites of the Stock Exchanges and the listed entity.(www.sielfinancial.com).

b) The above results were recommended by Audit Committee and approved by the Board of Directors at their respective meeting held on November 12, 2022

c) The impact on net profit / loss, total comprehensive income or any other relevant financial item(s) due to change(s) in accounting policies shall be disclosed by means of a footnote.

d) # - Exceptional and/or Extraordinary items adjusted in the Statement of Profit and Loss in accordance with Ind-AS Rules / AS Rules, whichever is applicable.

For **CMX HOLDINGS LIMITED**
(Formerly known as SIEL FINANCIAL SERVICES LIMITED)
Sd/-
Parmeet Singh Sood
Managing Director
DIN-00322864

Date : November 12, 2022
Place : Delhi

ASSOCIATED ALCOHOLS & BREWERIES LTD.

CIN: L15520MP1989PLC049380
Regd Office: 4th Floor, BPK Star Tower, A.B. Road, Indore - 452008 (M.P.)
E-mail: investorrelations@aabl.in Website: www.associatedalcohols.com, Ph. 0731-4780400



Extract of Unaudited Financial Results for the Quarter and Half Year Ended 30th September, 2022

(₹ in Lacs)

S. No.	Particulars	Quarter Ended 30.09.2022 (Unaudited)	Quarter Ended 30.09.2021 (Unaudited)	Year Ended 31.03.2022 (Audited)
1	Total Income from Operations	14991.91	12305.51	52838.45
2	Net profit / (loss) for the period (before Tax, Exceptional and / or Extraordinary items)	1002.85	1921.63	8,116.24
3	Net profit / (loss) for the period Before Tax, (after Exceptional and / or Extraordinary items)	1002.85	1921.63	8,116.24
4	Net profit / (loss) for the period after Tax, (after Exceptional and / or Extraordinary items)	753.97	1426.23	6080.56
5	Total Comprehensive Income for the period [Comprising profit / (loss) for the period (after Tax) and other Comprehensive Income (after Tax)]	1794.45	1427.15	6281.99
6	Equity Share Capital	1807.92	1807.92	1807.92
7	Reserves (excluding Revaluation Reserves) as shown in the Balance Sheet of previous year			29476.21
8	Earning Per Share (before extraordinary item) (of ₹ 10/- each)			
	Basic:	4.17	7.89	33.63
	Diluted:	4.17	7.89	33.63

Notes :

1. The above is an extract of the detailed format of Standalone Unaudited Financial Results for the Quarter and Half Year Ended 30th September, 2022 filed with Stock Exchange under Regulation 33 of the SEBI (Listing and Other Disclosure Requirements) Regulation, 2015. The full format of the Unaudited Financial Results are available on the website of the Stock Exchanges **www.nseindia.com** and **www.bseindia.com** and on the Company's website i.e. **www.associatedalcohols.com.**
2. The above results were reviewed by the Audit Committee and approved by the Board of Directors at their meeting held on 12th November, 2022.

For: **Associated Alcohols & Breweries Ltd.**
Sd/-
Tushar Bhandari, Whole Time Director
DIN: 03583114

Place : **Indore**
Date : **12.11.2022**

Parsvnaths

committed to build a better world

PARSVNATH RAIL LAND PROJECT PRIVATE LIMITED
Regd. & Corporate Office: Parsvnath Tower, Near Shahdara Metro Station, Shahdara, Delhi - 110 032
CIN:U45203DL2011PTC227343, Tel. : 011-43050100, 43010500; Fax : 011-43050473
E-mail: secretarial@parsvnath.com; website: www.parsvnath.com/prlp

Extract of Financial Results for the Quarter and Half Year ended September 30, 2022

(₹ in Lakhs)

SL. No.	Particulars	Quarter ended 30-09-2022	Quarter ended 30-06-2022	Quarter ended 30-09-2021	Year ended 31-03-2022
		Unaudited	Unaudited	Unaudited	Audited
1	Total Income from Operations				-
2	Net Profit / (Loss) for the period (before Tax, Exceptional and/or Extraordinary items)	(2.39)	(3.20)	(5.80)	(20.79)
3	Net Profit / (Loss) for the period before tax (after Exceptional and/or Extraordinary items)	(2.39)	(3.20)	(5.80)	(20.79)
4	Net Profit / (Loss) for the period after tax (after Exceptional and/or Extraordinary items)	(2.39)	(3.20)	(5.80)	(20.79)
5	Total Comprehensive Income for the period [Comprising Profit / (Loss) for the period (after tax) and Other Comprehensive Income (after tax)]	(2.39)	(3.20)	(5.80)	(20.79)
6	Paid up Equity Share Capital	14.10	14.10	14.10	14.10
7	Reserves (excluding Revaluation Reserve)	(5,080.62)	(5,078.23)	(5,061.61)	(5,075.03)
8	Net worth	(5,038.22)	(5,035.83)	(5,019.21)	(5,032.63)
9	Paid up Debt Capital / Outstanding Debt	11,617.49	11,257.49	11,617.49	11,257.49
10	Debt Equity Ratio	(2.31)	(2.24)	(2.31)	(2.24)
11	Earnings Per Share (of Rs.10/- each) (for continuing and discontinued operations) -				
	1. Basic:	(16.93)	(22.68)	(41.16)	(147.41)
	2. Diluted:	(16.93)	(22.68)	(41.16)	(147.41)
12	Debenture Redemption Reserve				-
13	Debt Service Coverage Ratio	NA	NA	NA	NA
14	Interest Service Coverage Ratio	NA	NA	NA	NA

Notes:

a) The above is an extract of the detailed format of annual financial results filed with the Stock Exchange under Regulation 52 of the SEBI (Listing Obligations and Disclosure Requirements) Regulations, 2015("Listing Regulations"). The full format of the annual financial results are available on the website of BSE Ltd (www.bseindia.com) and Company's website (www.parsvnath.com/prlp).The Company's debentures are listed and therefore Regulation 52 of the Listing Regulations is applicable to the Company.

b) For the items referred in sub-clauses (a), (b), (d) and (e) of the Regulation 52 (4) of the Listing Regulations, the pertinent disclosures have been made to BSE Ltd. and can be accessed on the URL www.bseindia.com.

c) In the absence of available profits, the Company has not created Debenture Redemption Reserve during the period.

d) In the absence of revenue, Debt Service Coverage ratio and Interest service coverage ratio have not been reported.

e) Figures for previous year have been regrouped, wherever necessary, for the purpose of comparison.

For and on behalf of the Board
Sd/-
ATUL JAIN
Director
DIN : 00102555

Place : Delhi
Dated: 12 November, 2022

Parsvnaths

committed to build a better world

PARSVNATH LANDMARK DEVELOPERS PRIVATE LIMITED
Regd. & Corporate Office: Parsvnath Tower, Near Shahdara Metro Station, Shahdara, Delhi - 110 032
CIN : U45201DL2003PTC122489, Tel. : 011-43050100, 43010500; Fax : 011-43050473
E-mail : secretarial@parsvnath.com; website : www.parsvnath.com/pldpl

Extract of Financial Results for the Quarter and Half Year ended September 30, 2022

(₹ in Lakhs)

SL. No.	Particulars	Quarter ended 30-09-2022	Quarter ended 30-06-2022	Quarter ended 30-09-2021	Year ended 31-03-2022
		Unaudited	Unaudited	Unaudited	Audited
1	Total Income from Operations	297.16	80.03	17.42	8,148.62
2	Net Profit / (Loss) for the period (before Tax, Exceptional and/or Extraordinary items)	297.16	80.03	17.42	(3,963.39)
3	Net Profit / (Loss) for the period before tax (after Exceptional and/or Extraordinary items)	164.58	-95.04	507.24	(3,963.39)
4	Net Profit / (Loss) for the period after tax (after Exceptional and/or Extraordinary items)	164.58	(129.98)	507.24	(3,963.39)
5	Total Comprehensive Income for the period [Comprising Profit / (Loss) for the period (after tax) and Other Comprehensive Income (after tax)]	164.58	(129.98)	507.24	(3,963.39)
6	Paid up Equity Share Capital	328.21	328.21	328.21	328.21
7	Reserves (excluding Revaluation Reserve)	(17,174.31)	(17,338.87)	(13,321.95)	(17,208.88)
8	Net worth	(16,846.10)	(17,010.66)	(12,993.74)	(16,880.68)
9	Paid up Debt Capital / Outstanding Debt	-	-	-	-
10	Debt Equity Ratio	(0.92)	(0.91)	(1.11)	(0.91)
11	Earnings Per Share (of Rs.10/- each) (for continuing and discontinued operations) -				
	1. Basic:	1.05	(3.96)	15.45	(120.76)
	2. Diluted:	1.05	(3.96)	15.45	(120.76)
12	Debenture Redemption Reserve	5,000.00	5,000.00	5,000.00	5,000.00
13	Capital Redemption Reserve	-	-	-	-
14	Debt Service Coverage Ratio	N/A	N/A	N/A	(0.90)
	(Since earnings before interest and tax is Negative)				
15	Interest Service Coverage Ratio	N/A	N/A	N/A	(70.40)
	(Since earnings before interest and tax is Negative)				

NOTES:

a) The above is an extract of the detailed format of financial results filed with the Stock Exchange under Regulation 52 of the SEBI (Listing Obligations and Disclosure Requirements) Regulations, 2015("Listing Regulations"). The full format of the financial results are available on the website of BSE Ltd (www.bseindia.com) and the Compnay (www.parsvnath.com/pldpl).The Company's debentures are listed and therefore Regulation 52 of the Listing Regulations is applicable to the Company.

b) For the other line items referred in Regulation 52 (4) of the Listing Regulations, the pertinent disclosures have been made to BSE Ltd. and can be accessed on the URL www.bseindia.com.

c)The above financial results have been reviewed and approved by the Board of Directors in the meeting held on 12 November, 2022. Figures for the quarter ended September 30, 2022 have been taken as unaudited.

d) The Company has not received any complaint from the investor during the half year ended 30 September, 2022 and there was no complaint pending at the beginning of the year.

e) The Company has availed relaxation provided by SEBI vide its Circular No. BI/HO/DDHS/CIR/2021/0000000637 dated 05.10.2021 and not shown the column for the correspoding quarter ended 31.12.2020 in the financial results.

f) Figures for the previous year/period have been regrouped for the purpose of comparison.

For and on behalf of the Board
Sd/-
Surya Mani Pandey
Director
DIN: 08250346

Place : Delhi
Dated: 12 November, 2022

LORDS CHLORO ALKALI LIMITED

CIN : L24117RJ1979PLC002099
REGD. OFFICE : SP-460, MATSYA INDUSTRIAL AREA, ALWAR (RAJASTHAN) - 301030
CORPORATE OFFICE : A - 281, FIRST FLOOR, DEFENCE COLONY, NEW DELHI - 110024
Tel. : +91-11-40239034, Email : secretarial@lordschloro.com Web: www.lordschloro.com

EXTRACT OF UNAUDITED FINANCIAL RESULTS FOR THE QUARTER AND HALF YEAR ENDED SEPTEMBER 30, 2022

(Rs in Lakhs)

PARTICULARS	Quarter ended			Half Year ended		Year ended
	30.09.2022 (Unaudited)	30.06.2022 (Unaudited)	30.09.2021 (Unaudited)	30.09.2022 (Unaudited)	30.09.2021 (Unaudited)	31.03.2022 (Audited)
Total income	7,671.32	8,462.20	4,880.27	16,133.52	9,352.80	24,260.71
Net Profit / (Loss) for the period (before Tax, Exceptional and/or Extraordinary items)	2,088.56	3,045.24	312.90	5,133.79	592.81	4,651.69
Net Profit / (Loss) for the period before tax (after Exceptional and/or Extraordinary items)	2,088.56	3,045.24	312.90	5,133.79	592.81	4,651.69
Net Profit / (Loss) for the period after tax (after Exceptional and/or Extraordinary items)	1,463.30	2,204.31	212.03	3,667.60	415.48	3,228.38
Total comprehensive income for the period [(comprising profit/ (Loss) for the period and other comprehensive income (after tax))]	1.23	1.23	4.55	2.45	9.10	4.90
Paid up Equity Share Capital (face value of Rs. 10/- each)	2,515.39	2,515.39	2,515.39	2,515.39	2,515.39	2,515.39
Other equity excluding revaluation reserve	-	-	-	-	6,296.02	9,104.74
Earnings per share (of Rs. 10/- each) (for continuing operations) :						
a) Basic	5.82	8.76	0.84	14.58	1.65	12.83
b) Diluted	5.82	8.76	0.84	14.58	1.65	12.83

Notes :

1. The above un-audited financial results have been reviewed and recommended by the audit committee and further considered & approved by the Board of Directors at their meeting held on November 11, 2022. These results are as per regulation 33 of the SEBI (Listing Obligation and Disclosure Requirements) Regulation 2015, as amended. The Statutory Auditors have carried out an audit of these results for the quarter and quarter and half year ended September 30, 2022.
2. The above financial results have been prepared in accordance with the principles and procedures of Indian Accounting Standards ("Ind AS") as notified under the Companies (India Accounting Standards) Rules, 2015 as specified in section 133 of Companies Act, 2013.
3. As per Indian Accounting Standards (Ind AS) 108 "Operating Segment", the Company's business falls within a single business segment viz. Chloro alkali sector/production of Caustic Soda.
4. Provision for taxation is made at the effective income tax rates.
5. Figures of the previous period have been re-grouped/ re-arranged and/or recasted wherever required.

For Lords Chloro Alkali Limited
Sd/-
Ajay Virmani
(Managing Director)
DIN: 00758726

Place : New Delhi
Date : 11.11.2022

indianexpress.com

The Indian EXPRESS
JOURNALISM OF COURAGE

I look at every side before taking a side.

Inform your opinion with insightful observations.

The Indian Express.
For the Indian Intelligent.

SONAL MERCANTILE LIMITED

CIN : L51221DL1985PLC022433
Registered Office : 365, VARDHMAN PLAZA, III FLOOR, SECTOR-3, ROHINI, NEW DELHI-110085,
Tel. 0111-49091417 Website : www.sonalmercantile.in, Email id: sonalmercantile@yahoo.in

Unaudited Consolidated Financial Results for the Quarter & Half year ended September 30, 2022

(₹ in Lacs)

Sl. No.	Particulars	Quarter Ended			Half Year Ended		Year ended
		30.09.2022 (Unaudited)	30.06.2022 (Unaudited)	30.09.2021 (Unaudited)	30.09.2022 (Unaudited)	30.09.2021 (Unaudited)	31.03.2022 (Audited)
1	Total income from operations	584.52	568.75	503.50	1153.27	1010.44	2084.46
2	Profit before Tax and Exceptional Items	247.86	238.05	172.14	485.91	352.02	818.50
3	Profit after Tax (after Exceptional Items)	185.15	178.13	172.14	363.28	352.02	609.10
4	Total Comprehensive Income (Comprising Profit/ Loss after tax and other Comprehensive Income after tax)	455.29	462.66	492.36	917.95	867.64	3113.99
5	Paid-up equity share capital	1473.85	1473.85	1473.85	1473.85	1473.85	1473.85
6	Earnings per share (Face value per share Rs.10/- each)						
	a) Basic (Rs. per share)	3.09	3.14	3.14	6.23	5.89	11.55
	b) Diluted (Rs. per share)	3.09	3.14	3.14	6.23	5.89	11.55

Notes:

1 The above consolidated financial results were reviewed by the Audit Committee at the meeting held on November 12, 2022 and approved and taken on record by the Board of Directors at the meeting held on November 12, 2022

2 Standalone Information:

Particulars	Quarter Ended			Half Year Ended		Year ended
	30.09.2022 (Unaudited)	30.06.2022 (Unaudited)	30.09.2021 (Unaudited)	30.09.2022 (Unaudited)	30.09.2021 (Unaudited)	31.03.2022 (Audited)
Total revenue from operations	584.52	568.75	503.50	1153.27	1010.44	2084.46
Profit before tax	247.86	238.05	172.12	485.91	352.01	818.50
Profit after tax	185.14	178.13	119.38	363.28	253.99	609.10
Total comprehensive income (Net of tax)	185.14	178.13	119.38	363.28	253.99	609.10

3 The above is an extract of the detailed format of financial results filed with the Stock Exchanges under Regulation 33 of the SEBI (Listing Obligations and Disclosure Requirements) Regulations, 2015. The full format of the standalone and consolidated financial results are available on stock exchanges' website and on Company's website.

4 Figures for the previous corresponding periods have been regrouped, wherever considered necessary.

For SONAL MERCANTILE LIMITED
Sd/-
Vikram Goyal
Whole time Director
DIN : 00381115

Place: New Delhi
Date: November 12, 2022

CMX Holdings Limited

(Formerly known as SIEL FINANCIAL SERVICES LIMITED)
CIN No: L74110MP1990PLC007674
Address: 12-B, Soni Mansion, Ratlam Kothi, Indore, Madhya Pradesh - 452001
Email: sielfinancialservices@gmail.com; website: www.sielfinancial.com

ANNEXURE- I

UN-AUDITED FINANCIAL RESULTS FOR THE QUARTER AND HALF YEAR ENDED SEPTEMBER 30, 2022

[See Regulation 47(1) (b) of the SEBI (LODR) Regulations, 2015]

(Rs. in Lakhs except EPS)

Sr. No.	Particulars	Quarter ended 30th September, 2022	Quarter ended 30th June, 2022	Quarter Ended 30th September, 2021	Half year ended 30th September, 2022	Half year ended 30th September, 2021	Year Ended 31st March, 2022
		Un-audited	Un-audited	Un-audited	Un-audited	Un-audited	Audited
1	Other Income	9.00	10.73	0.06	19.73	0.30	2.31
	Total Income	9.00	10.73	0.06	19.73	0.30	2.31
2	Net Profit /(Loss) for the period (before Tax, Exceptional and/or Extraordinary items#)	- 3.42	3.53	- 15.38	0.11	- 27.44	- 42.93
3	Net Profit /(Loss) for the period before tax (after Exceptional and/or Extraordinary items#)	0.00	0.00	0.00	0.00	0.00	0.00
4	Net Profit /(Loss) for the period after tax (after Exceptional and/or Extraordinary items#)	- 2.56	2.64	- 15.38	0.08	- 27.44	- 42.93
5	Total Comprehensive Income for the period [Comprising Profit /(Loss) for the period (after tax) and Other Comprehensive Income (after tax)]	- 2.56	2.64	- 15.38	0.08	- 27.44	- 42.93
6	Equity Share Capital	1,132.30	1,132.30	1,132.30	1,132.30	1,132.30	1,132.30
7	Reserves (excluding Revaluation Reserve) as shown in the Audited Balance Sheet of the previous year						- 1,656.71
8	Earnings Per Share (for continuing and discontinued operations) -						
	1. Basic :	- 0.02	0.02	- 0.14	0.00	- 0.24	- 0.38
	2. Diluted :	- 0.02	0.02	- 0.14	0.00	- 0.24	- 0.38

Note: a) The above is an extract of the detailed format of Quarterly/Annual Financial Results filed with the Stock Exchanges under Regulation 33 of the SEBI (Listing and Other Disclosure Requirements) Regulations, 2015. The full format of the Quarterly/Annual Financial Results is available on the websites of the Stock Exchanges and the listed entity.(www.sielfinancial.com).

b) The above results were recommended by Audit Committee and approved by the Board of Directors at their respective meeting held on November 12, 2022

c) The impact on net profit / loss, total comprehensive income or any other relevant financial item(s) due to change(s) in accounting policies shall be disclosed by means of a footnote.

d) # - Exceptional and/or Extraordinary items adjusted in the Statement of Profit and Loss in accordance with Ind-AS Rules / AS Rules, whichever is applicable.

For **CMX HOLDINGS LIMITED**
(Formerly known as SIEL FINANCIAL SERVICES LIMITED)
Sd/-
Parmeet Singh Sood
Managing Director
DIN-00322864

Date : November 12, 2022
Place : Delhi

ASSOCIATED ALCOHOLS & BREWERIES LTD.

CIN: L15520MP1989PLC049380
Regd Office: 4th Floor, BPK Star Tower, A.B. Road, Indore - 452008 (M.P.)
E-mail: investorrelations@aabl.in Website: www.associatedalcohols.com, Ph. 0731-4780400



Extract of Unaudited Financial Results for the Quarter and Half Year Ended 30th September, 2022

(₹ in Lacs)

S. No.	Particulars	Quarter Ended 30.09.2022 (Unaudited)	Quarter Ended 30.09.2021 (Unaudited)	Year Ended 31.03.2022 (Audited)
1	Total Income from Operations	14991.91	12305.51	52838.45
2	Net profit / (loss) for the period (before Tax, Exceptional and / or Extraordinary items)	1002.85	1921.63	8,116.24
3	Net profit / (loss) for the period Before Tax, (after Exceptional and / or Extraordinary items)	1002.85	1921.63	8,116.24
4	Net profit / (loss) for the period after Tax, (after Exceptional and / or Extraordinary items)	753.97	1426.23	6080.56
5	Total Comprehensive Income for the period [Comprising profit / (loss) for the period (after Tax) and other Comprehensive Income (after Tax)]	1794.45	1427.15	6281.99
6	Equity Share Capital	1807.92	1807.92	1807.92
7	Reserves (excluding Revaluation Reserves) as shown in the Balance Sheet of previous year			29476.21
8	Earning Per Share (before extraordinary item) (of ₹ 10/- each)			
	Basic:	4.17	7.89	33.63
	Diluted:	4.17	7.89	33.63

Notes :

1. The above is an extract of the detailed format of Standalone Unaudited Financial Results for the Quarter and Half Year Ended 30th September, 2022 filed with Stock Exchange under Regulation 33 of the SEBI (Listing and Other Disclosure Requirements) Regulation, 2015. The full format of the Unaudited Financial Results are available on the website of the Stock Exchanges **www.nseindia.com** and **www.bseindia.com** and on the Company's website i.e. **www.associatedalcohols.com.**
2. The above results were reviewed by the Audit Committee and approved by the Board of Directors at their meeting held on 12th November, 2022.

For: **Associated Alcohols & Breweries Ltd.**
Sd/-
Tushar Bhandari, Whole Time Director
DIN: 03583114

Place : **Indore**
Date : **12.11.2022**

Parsvnaths

committed to build a better world

PARSVNATH RAIL LAND PROJECT PRIVATE LIMITED
Regd. & Corporate Office: Parsvnath Tower, Near Shahdara Metro Station, Shahdara, Delhi - 110 032
CIN:U45203DL2011PTC227343, Tel. : 011-43050100, 43010500; Fax : 011-43050473
E-mail: secretarial@parsvnath.com; website: www.parsvnath.com/prlp

Extract of Financial Results for the Quarter and Half Year ended September 30, 2022

(₹ in Lakhs)

SL. No.	Particulars	Quarter ended 30-09-2022	Quarter ended 30-06-2022	Quarter ended 30-09-2021	Year ended 31-03-2022
		Unaudited	Unaudited	Unaudited	Audited
1	Total Income from Operations				-
2	Net Profit / (Loss) for the period (before Tax, Exceptional and/or Extraordinary items)	(2.39)	(3.20)	(5.80)	(20.79)
3	Net Profit / (Loss) for the period before tax (after Exceptional and/or Extraordinary items)	(2.39)	(3.20)	(5.80)	(20.79)
4	Net Profit / (Loss) for the period after tax (after Exceptional and/or Extraordinary items)	(2.39)	(3.20)	(5.80)	(20.79)
5	Total Comprehensive Income for the period [Comprising Profit / (Loss) for the period (after tax) and Other Comprehensive Income (after tax)]	(2.39)	(3.20)	(5.80)	(20.79)
6	Paid up Equity Share Capital	14.10	14.10	14.10	14.10
7	Reserves (excluding Revaluation Reserve)	(5,080.62)	(5,078.23)	(5,061.61)	(5,075.03)
8	Net worth	(5,038.22)	(5,035.83)	(5,019.21)	(5,032.63)
9	Paid up Debt Capital / Outstanding Debt	11,617.49	11,257.49	11,617.49	11,257.49
10	Debt Equity Ratio	(2.31)	(2.24)	(2.31)	(2.24)
11	Earnings Per Share (of Rs.10/- each) (for continuing and discontinued operations) -				
	1. Basic:	(16.93)	(22.68)	(41.16)	(147.41)
	2. Diluted:	(16.93)	(22.68)	(41.16)	(147.41)
12	Debenture Redemption Reserve				-
13	Debt Service Coverage Ratio	NA	NA	NA	NA
14	Interest Service Coverage Ratio	NA	NA	NA	NA

Notes:

a) The above is an extract of the detailed format of annual financial results filed with the Stock Exchange under Regulation 52 of the SEBI (Listing Obligations and Disclosure Requirements) Regulations, 2015("Listing Regulations"). The full format of the annual financial results are available on the website of BSE Ltd (www.bseindia.com) and Company's website (www.parsvnath.com/prlp).The Company's debentures are listed and therefore Regulation 52 of the Listing Regulations is applicable to the Company.

b) For the items referred in sub-clauses (a), (b), (d) and (e) of the Regulation 52 (4) of the Listing Regulations, the pertinent disclosures have been made to BSE Ltd. and can be accessed on the URL www.bseindia.com.

c) In the absence of available profits, the Company has not created Debenture Redemption Reserve during the period.

d) In the absence of revenue, Debt Service Coverage ratio and Interest service coverage ratio have not been reported.

e) Figures for previous year have been regrouped, wherever necessary, for the purpose of comparison.

For and on behalf of the Board
Sd/-
ATUL JAIN
Director
DIN : 00102555

Place : Delhi
Dated: 12 November, 2022

Parsvnaths

committed to build a better world

PARSVNATH LANDMARK DEVELOPERS PRIVATE LIMITED
Regd. & Corporate Office: Parsvnath Tower, Near Shahdara Metro Station, Shahdara, Delhi - 110 032
CIN : U45201DL2003PTC122489, Tel. : 011-43050100, 43010500; Fax : 011-43050473
E-mail : secretarial@parsvnath.com; website : www.parsvnath.com/pldpl

Extract of Financial Results for the Quarter and Half Year ended September 30, 2022

(₹ in Lakhs)

SL. No.	Particulars	Quarter ended 30-09-2022	Quarter ended 30-06-2022	Quarter ended 30-09-2021	Year ended 31-03-2022
		Unaudited	Unaudited	Unaudited	Audited
1	Total Income from Operations	297.16	80.03	17.42	8,148.62
2	Net Profit / (Loss) for the period (before Tax, Exceptional and/or Extraordinary items)	297.16	80.03	17.42	(3,963.39)
3	Net Profit / (Loss) for the period before tax (after Exceptional and/or Extraordinary items)	164.58	-95.04	507.24	(3,963.39)
4	Net Profit / (Loss) for the period after tax (after Exceptional and/or Extraordinary items)	164.58	(129.98)	507.24	(3,963.39)
5	Total Comprehensive Income for the period [Comprising Profit / (Loss) for the period (after tax) and Other Comprehensive Income (after tax)]	164.58	(129.98)	507.24	(3,963.39)
6	Paid up Equity Share Capital	328.21	328.21	328.21	328.21
7	Reserves (excluding Revaluation Reserve)	(17,174.31)	(17,338.87)	(13,321.95)	(17,208.88)
8	Net worth	(16,846.10)	(17,010.66)	(12,993.74)	(16,880.68)
9	Paid up Debt Capital / Outstanding Debt	-	-	-	-
10	Debt Equity Ratio	(0.92)	(0.91)	(1.11)	(0.91)
11	Earnings Per Share (of Rs.10/- each) (for continuing and discontinued operations) -				
	1. Basic:	1.05	(3.96)	15.45	(120.76)
	2. Diluted:	1.05	(3.96)	15.45	(120.76)
12	Debenture Redemption Reserve	5,000.00	5,000.00	5,000.00	5,000.00
13	Capital Redemption Reserve	-	-	-	-
14	Debt Service Coverage Ratio	N/A	N/A	N/A	(0.90)
	(Since earnings before interest and tax is Negative)				
15	Interest Service Coverage Ratio	N/A	N/A	N/A	(70.40)
	(Since earnings before interest and tax is Negative)				

NOTES:

a) The above is an extract of the detailed format of financial results filed with the Stock Exchange under Regulation 52 of the SEBI (Listing Obligations and Disclosure Requirements) Regulations, 2015("Listing Regulations"). The full format of the financial results are available on the website of BSE Ltd (www.bseindia.com) and the Compnay (www.parsvnath.com/pldpl).The Company's debentures are listed and therefore Regulation 52 of the Listing Regulations is applicable to the Company.

b) For the other line items referred in Regulation 52 (4) of the Listing Regulations, the pertinent disclosures have been made to BSE Ltd. and can be accessed on the URL www.bseindia.com.

c)The above financial results have been reviewed and approved by the Board of Directors in the meeting held on 12 November, 2022. Figures for the quarter ended September 30, 2022 have been taken as unaudited.

d) The Company has not received any complaint from the investor during the half year ended 30 September, 2022 and there was no complaint pending at the beginning of the year.

e) The Company has availed relaxation provided by SEBI vide its Circular No. BI/HO/DDHS/CIR/2021/0000000637 dated 05.10.2021 and not shown the column for the correspoding quarter ended 31.12.2020 in the financial results.

f) Figures for the previous year/period have been regrouped for the purpose of comparison.

For and on behalf of the Board
Sd/-
Surya Mani Pandey
Director
DIN: 08250346

Place : Delhi
Dated: 12 November, 2022

LORDS CHLORO ALKALI LIMITED

CIN : L24117RJ1979PLC002099
REGD. OFFICE : SP-460, MATSYA INDUSTRIAL AREA, ALWAR (RAJASTHAN) - 301030
CORPORATE OFFICE : A - 281, FIRST FLOOR, DEFENCE COLONY, NEW DELHI - 110024
Tel. : +91-11-40239034, Email : secretarial@lordschloro.com Web: www.lordschloro.com

EXTRACT OF UNAUDITED FINANCIAL RESULTS FOR THE QUARTER AND HALF YEAR ENDED SEPTEMBER 30, 2022

(Rs in Lakhs)

PARTICULARS	Quarter ended			Half Year ended		Year ended
	30.09.2022 (Unaudited)	30.06.2022 (Unaudited)	30.09.2021 (Unaudited)	30.09.2022 (Unaudited)	30.09.2021 (Unaudited)	31.03.2022 (Audited)
Total income	7,671.32	8,462.20	4,880.27	16,133.52	9,352.80	24,260.71
Net Profit / (Loss) for the period (before Tax, Exceptional and/or Extraordinary items)	2,088.56	3,045.24	312.90	5,133.79	592.81	4,651.69
Net Profit / (Loss) for the period before tax (after Exceptional and/or Extraordinary items)	2,088.56	3,045.24	312.90	5,133.79	592.81	4,651.69
Net Profit / (Loss) for the period after tax (after Exceptional and/or Extraordinary items)	1,463.30	2,204.31	212.03	3,667.60	415.48	3,228.38
Total comprehensive income for the period [(comprising profit/ (Loss) for the period and other comprehensive income (after tax))]	1.23	1.23	4.55	2.45	9.10	4.90
Paid up Equity Share Capital (face value of Rs. 10/- each)	2,515.39	2,515.39	2,515.39	2,515.39	2,515.39	2,515.39
Other equity excluding revaluation reserve	-	-	-	-	6,296.02	9,104.74
Earnings per share (of Rs. 10/- each) (for continuing operations) :						
a) Basic	5.82	8.76	0.84	14.58	1.65	12.83
b) Diluted	5.82	8.76	0.84	14.58	1.65	12.83

Notes :

1. The above un-audited financial results have been reviewed and recommended by the audit committee and further considered & approved by the Board of Directors at their meeting held on November 11, 2022. These results are as per regulation 33 of the SEBI (Listing Obligation and Disclosure Requirements) Regulation 2015, as amended. The Statutory Auditors have carried out an audit of these results for the quarter and quarter and half year ended September 30, 2022.
2. The above financial results have been prepared in accordance with the principles and procedures of Indian Accounting Standards ("Ind AS") as notified under the Companies (India Accounting Standards) Rules, 2015 as specified in section 133 of Companies Act, 2013.
3. As per Indian Accounting Standards (Ind AS) 108 "Operating Segment", the Company's business falls within a single business segment viz. Chloro alkali sector/production of Caustic Soda.
4. Provision for taxation is made at the effective income tax rates.
5. Figures of the previous period have been re-grouped/ re-arranged and/or recasted wherever required.

For Lords Chloro Alkali Limited
Sd/-
Ajay Virmani
(Managing Director)
DIN: 00758726

Place : New Delhi
Date : 11.11.2022

LEHAR FOOTWEARS LIMITED

(Formerly Known as Lawreshwar Polymers Limited)
REGD OFFICE: A-243(A), ROAD NO.6, V.K.I.AREA, JAIPUR 302013, PHONE:0141-4157777
Website: www.leharfootwear.com, E-mail: info@leharfootwear.com, CIN: L19201RJ1994PLC008196
Statement of Standalone Unaudited Financial Results for the Quarter ended September 30, 2022

(Rs. In lacs except per share data)

Sl. No	Particulars	Quarter Ended			Half Year Ended		Year Ended
		30 Sep '22 (Unaudited)	30 June '22 (Unaudited)	30 Sept '21 (Unaudited)	30 Sep '22 (Unaudited)	30 Sep '21 (Unaudited)	31 Mar'22 (Audited)
1.	Total Income from operations	7957.33	3651.39	4897.82	11608.72	8011.48	13747.14
2.	Net profit/ (Loss) for the period (before Tax, Exceptional and/or Extraordinary items)	276.63	38.51	151.62	315.14	252.09	365.93
3.	Net Profit/ (Loss) for the period before tax (after exceptional and/or Extraordinary items)	276.63	38.51	151.62	315.14	252.09	365.93
4.	Net Profit/ (Loss) for the period after tax (after exceptional and/or Extraordinary items)	203.63	28.82	109.99	232.45	183.92	250.55
5.	Total comprehensive Income for the period [Comprising profit/(Loss) for the period (after tax) and other Comprehensive income (after tax)]	203.63	28.82	109.99	232.45	183.92	1168.73
6.	Equity share capital	1367.88	1367.88	1367.88	1367.88	1367.88	1367.88
7.	Reserves (excluding Revaluation reserve) as shown in the Audited Balance Sheet of the previous year	0	0	0	0	0	3180.08
8.	Earnings per share (of Rs. 10/- each) (for continuing and discontinued operations)-						
	1) Basic	1.49	0.21	0.8	1.7	1.34	1.83
	2) Diluted	1.49	0.21	0.8	1.7	1.34	1.83

Notes: **(a)**The above is an extract of the detailed format of Quarterly Financial Results filed with the Stock Exchange under regulation 33 of the SEBI (Listing Obligations and Disclosure Requirements) Regulations, 2015. The full format of the Quarterly Financial Results are available on the website of the stock exchange i.e www.bseindia.com and company's website www.leharfootwear.com. **(b)** The above financials were reviewed by the Audit Committee and approved by the Board of Directors at its meeting held on 12th November 2022. **(c)** Provisions of segment reporting are not applicable.

For and on behalf of the Board of Directors
Lehar Footwears Limited
Sd/- Raj Kumar
(Managing Director)

Date: 12/11/2022
Place: Jaipur

ZIM LABORATORIES LIMITED

Registered Office : Sadoday Gyan (Ground Floor) Opp. NADT, Nelson Square, Nagpur - 440 013, Maharashtra, India.
CIN : L99999MH1984PLC032172, Website : www.zimlab.in

EXTRACT OF UNAUDITED CONSOLIDATED FINANCIAL RESULTS FOR THE QUARTER AND HALF YEAR ENDED 30th SEPTEMBER, 2022

(Rs. in Lakhs, unless otherwise stated)

Particulars	Quarter Ended			Half Year Ended		Year Ended
	30.09.2022	30.06.2022	30.09.2021	30.09.2022	30.09.2021	31.03.2022
	Unaudited	Unaudited	Unaudited	Unaudited	Unaudited	Audited
Total Income from Operations	9,940.02	9,274.55	7,747.31	19,214.57	14,164.59	33,342.68
Net Profit / (Loss) for the period before exceptional item and tax	795.23	747.62	420.02	1,542.85	448.88	2,104.25
Net Profit / (Loss) for the period after exceptional item and tax	544.97	514.78	325.88	1,059.75	344.75	1,455.04
Net Profit / (Loss) for the period after tax	544.97	514.78	325.88	1,059.75	344.75	1,455.04
Total Comprehensive Income for the period	598.45	563.08	322.36	1,161.53	344.17	1,495.95
Paid-up Equity Share Capital (Face value Rs. 10 per share)	1,624.19	1,624.19	1,624.19	1,624.19	1,624.19	1,624.19
Other Equity (excluding Revaluation Reserve)						15,946.76
Earnings per share (not annualised)						
a) Basic	3.35	3.17	2.00	6.52	2.12	8.96
b) Diluted	3.35	3.17	2.00	6.52	2.12	8.96

Notes : 1. Key Standalone financial Information of the company is given below :

Particulars	Quarter Ended			Half Year Ended		Year Ended
	30.09.2022	30.06.2022	30.09.2021	30.09.2022	30.09.2021	31.03.2022
	Unaudited	Unaudited	Unaudited	Unaudited	Unaudited	Audited
Income from Operations	9,926.37	9,250.30	7,572.55	19,176.67	13,936.51	32,949.37
Net Profit / (Loss) for the period before exceptional item and tax	815.77	797.06	292.63	1,612.83	319.57	1,929.66
Net Profit / (Loss) for the period after exceptional item and tax	565.55	564.22	200.09	1,129.77	218.68	1,301.28
Net Profit / (Loss) for the period after tax	565.55	564.22	200.09	1,129.77	218.68	1,301.28
Total comprehensive income	566.69	565.36	190.46	1,132.05	199.42	1,305.84

2. The above is an extract of the detailed format of unaudited Standalone and Consolidated results for the quarter and half year ended on 30 September, 2022 filed with the Stock Exchange under Regulations 33 of the SEBI (Listing Obligations and Disclosure Requirements) Regulations, 2015. The full format of unaudited Standalone and Consolidated results for the quarter and half year ended on 30 September, 2022 are available on the website of the Stock Exchange (www.bseindia.com) and on the Company's website (www.zimlab.in). **3.** The above results were reviewed and recommended by the Audit Committee and approved by the Board of Directors at their respective meetings held on12 November, 2022. There are no qualifications in the limited review report issued for the quarter and half year ended 30 September 2022. **4.** The Board of Directors in their meeting held on 12th November, 2022, recommended issue of bonus equity shares in the ratio of Two bonus equity shares for every One equity

For Zim Laboratories Limited
(Nawaz S. Dagdi)
Managing Director

Toronto, Canada, Dt. 12 November, 2022

इंडियन बैंक Indian Bank
इलाहाबाद ALLAHABAD

BO: HAUZ QAZI BRANCH DELHI-110006

APPENDIX IV [Rule 8(1)]
POSSESSION NOTICE (For immovable property)

Whereas the undersigned being the authorized officer of the Indian Bank under the Securitization and Reconstruction of Financial Assets and Enforcement of Security Interest Act, 2002 and in exercise of powers conferred under section 13(12) read with rule 3 of the Security Interest (Enforcement) Rules, 2002 issued a demand notice dated **29.07.2022** calling upon the borrower **Sh. Parveen Kumar Shankar and Sh. Vikas Kumar Shankar** having account with our **Hauz Qazi** Branch to repay the amount mentioned in the notice being **Rs. 24.97 Lakh** in words **(Twenty Four Lakh Ninety Seven Thousand Only)** and interest thereon from 29.07.2022 till date of repayment within 60 days from the date of said notice.

The borrower having failed to repay the amount, notice is hereby given to the borrower and the public in general that the undersigned has taken possession of the property described herein below in exercise of powers conferred on him/her under sub-section (4) of section 13 of the Act read with rule 8 of the Security Interest (Enforcement) Rules, 2002 on this the **9th day of November of the year 2022**.

The borrower in particular and the public in general is hereby cautioned not to deal with the property and any dealings with the property will be subject to the charge of the Indian Bank for an amount **Rs 26.08 Lakh** as on 09.11.2022 with further interest, costs, charges and expenses thereon.

The borrower's attention is invited to provisions of sub-section (8) of section 13 of the Act, in respect of time available to redeem the secured assets.

Description of the Immovable Property

Description of property- **6A/58 (Ground Floor), Plot No-58, Block 6-A, Western Extension area, Karol Bagh, Delhi-110005**

and **bounded** by : North : Service Lane South : Road
East : Property no-6A/59 West : Property no-6A/57

Date: 09.11.2022 **Authorised Officer**
Place: Delhi **Indian Bank**

ARUNA HOTELS LIMITED

CIN: L15421TN1960PLC004255
Regd off: Aruna Centre, 145, Sterling Road, Nungambakkam, Chennai 600034. Ph: 044-2826 3399
Email: [illegible] | cs@[illegible] | Website: www.arunahotels.com

STATEMENT OF STANDALONE UNAUDITED FINANCIAL RESULTS FOR THE QUARTER AND HALF YEAR ENDED SEPTEMBER 30, 2022

(Rs. In Lakhs)

Sl. No	Particulars	Quarter Ended 30.09.2022	Quarter Ended 30.06.2022	Quarter Ended 30.09.2021	Half year ended 30.09.2022	Half year ended 30.09.2021	Year ended 31.03.2022
		Unaudited	Unaudited	Unaudited	Unaudited	Unaudited	Audited
1	Total income from operations	5.41			5.41		
2	Net profit/ (Loss) for the period (before Tax, Exceptional and/or Extraordinary items)	(190.79)	(95.97)	(233.90)	(286.76)	(355.50)	(259.24)
3	Net profit/ (Loss) for the period before tax (after Exceptional and/or Extraordinary items)	(190.79)	(95.97)	(233.90)	(286.76)	(355.50)	(259.24)
4	Net profit/ (Loss) for the period after tax (after Exceptional and/or Extraordinary items)	(195.25)	(87.90)	(231.44)	(281.16)	(359.23)	(249.26)
5	Total Comprehensive income for the period [Comprising Profit/(Loss) for the period (after tax) and Other Comprehensive Income (after tax)]	(195.25)	(87.90)	(231.44)	(281.16)	(359.23)	(249.26)
6	Equity Share Capital	3,390.00	3,390.00	900.00	3,390.00	900.00	3,390.00
7	Other Equity Reserves (Excluding Revaluation Reserves)	(8,115.66)	(7,935.45)	(9,101.95)	(8,115.66)	(9,101.95)	(7,871.20)
8	Earnings Per Share of Rs.10/- each (For continuing and discontinued operations) Not annualised						
	a) Basic	(0.57)	(0.26)	(2.57)	(0.83)	(3.99)	(1.29)
	b) Diluted	(0.57)	(0.26)	(2.57)	(0.83)	(3.99)	(1.29)

Notes : The above is an extract of the detailed format of unaudited Financial Results for the Quarter and half year ended September 30, 2022 filed with the Stock Exchange under Regulation 33 of the SEBI (Listing Obligations and Disclosure Requirements) Regulations, 2015. The full format of the Unaudited Financial Results for the Quarter and half year ended 30.09.2022 are available on the website of the Stock Exchange **www.bseindia.com** and Company's **website: www.arunahotels.com.**

for Aruna Hotels Limited
R Venkateswaran
Managing Director
DIN: 09532159

Place: Chennai
Date: 12.11.2022

FORM NO. INC-26
[Pursuant to Rule 30 of Companies (Incorporation) Rules 2014]

Advertisement to be published in Newspaper for the change in Registered Office of the Company from one state to another

Before the Central Government Northern Region Bench, Delhi

In the matter of sub-section 4 of section 13 of the Companies Act 2013 and clause (a) of sub-section (5) of Rule 30 of the Companies (Incorporation) Rules 2014

AND

In the matter of M/S. Aaliyah Real Estates Private Limited having its Registered Office at Corporate One, Ground Floor, Plot No. 5, District Center, Jasola, New Delhi-110025

Notice is hereby given to General Public that the company proposes to make the application to the Central Government under Section 13 of the Companies Act, 2013, seeking confirmation of alteration of Memorandum of Companies of the company in terms of special resolution passed at Extraordinary General Meeting held on Saturday, 5th day of November, 2022, to change the company's Registered Office from "National Capital Territory of Delhi" to the "State of Haryana".

Any person whose interest is likely to be affected by the proposed change, may deliver either on MCA portal (www.mca.gov.in) by filing investor complaint form or cause to be delivered or send by registered post of his/her objections supported by an affidavit stating the nature of his/her interest and ground of opposition to the Regional Director at the Address B-2 WING, 2nd FLOOR, PARYAVARAN BHAWAN, CGO COMPLEX, NEW DELHI – 110003, within 14 days of date of publication of this notice with a copy to the applicant company at its registered office at Corporate One, Ground Floor, Plot No. 5, District Center, Jasola, New Delhi-110025 (Present Address).

For Aaliyah Real Estates Private Limited
Sd/-
Saahil Bhatia (Director)
DIN- 00038032

Place: 13/11/2022
Date: New Delhi

ASSOCIATED ALCOHOLS & BREWERIES LTD.

CIN: L15520MP1989PLC049380
Regd Office: 4th Floor, BFK Star Tower, A.B. Road, Indore - 452008 (M.P.)
Email: investorrelations@acab.in Website: www.associatedalcohols.com Ph: 0731-4780400

Extract of Unaudited Financial Results for the Quarter and Half Year Ended 30th September, 2022

(₹ in Lacs)

S. No.	Particulars	Quarter Ended 30.09.2022 (Unaudited)	Quarter Ended 30.09.2021 (Unaudited)	Year Ended 31.03.2022 (Audited)
1	Total Income from Operations	14991.91	12503.51	52836.45
2	Net profit / (Loss) for the period (before Tax, Exceptional and/or Extraordinary items)	1002.85	1921.63	6116.24
3	Net profit / (Loss) for the period before tax (after Exceptional and/or Extraordinary items)	1002.85	1921.63	6116.24
4	Net profit / (Loss) for the period after tax (after Exceptional and/or Extraordinary items)	753.97	1428.23	6380.56
5	Total Comprehensive Income for the period [Comprising profit / (loss) for the period (after Tax) and other Comprehensive Income (after Tax)]	1794.45	1427.15	6281.99
6	Equity Share Capital	1807.92	1807.9[illegible]	1807.92
7	Reserves (excluding Revaluation Reserves) as shown in the Balance Sheet of previous year			29476.21
8	Earning Per Share (before extraordinary item) (of ₹ 10/- each)			
	Basic:	4.17	7.89	33.63
	Diluted	4.17	7.89	33.63

Notes :

1. The above is an extract of the detailed format of Standalone Unaudited Financial Results for the Quarter and Half Year Ended 30th September, 2022 filed with Stock Exchange under Regulation 33 of the SEBI (Listing and Other Disclosure Requirements) Regulation, 2015. The full format of the Unaudited Financial Results are available on the website of the Stock Exchanges **www.nseindia.com** and **www.bseindia.com** and on the Company's website i.e. **www.associatedalcohols.com.**
2. The above results were reviewed by the Audit Committee and approved by the Board of Directors at their meeting held on 12th November, 2022.

For: **Associated Alcohols & Breweries Ltd.**
Sd/-
Tushar Bhandari, Whole Time Director
DIN: 03583114

Place : **Indore**
Date : **12.11.2022**

FORM NO. INC-26
[Pursuant to Rule 30 of Companies (Incorporation) Rules 2014]

Advertisement to be published in Newspaper for the change in Registered Office of the Company from one state to another

Before the Central Government Northern Region Bench, Delhi

In the matter of sub-section 4 of section 13 of the Companies Act 2013 and clause (a) of sub-section (5) of Rule 30 of the Companies (Incorporation) Rules 2014

AND

In the matter of M/S. Baani Hospitality Services Private Limited having its Registered Office at Corporate One, Ground Floor, Plot No. 5, District Center, Jasola New Delhi-110025

Notice is hereby given to General Public that the company proposes to make the application to the Central Government under Section 13 of the Companies Act, 2013, seeking confirmation of alteration of Memorandum of Companies of the company in terms of special resolution passed at Extraordinary General Meeting held on Saturday, 5th day of November, 2022, to change the company's Registered Office from "National Capital Territory of Delhi" to the "State of Haryana".

Any person whose interest is likely to be affected by the proposed change, may deliver either on MCA portal (www.mca.gov.in) by filing investor complaint form or cause to be delivered or send by registered post of his/her objections supported by an affidavit stating the nature of his/her interest and ground of opposition to the Regional Director at the Address B-2 WING, 2nd FLOOR, PARYAVARAN BHAWAN, CGO COMPLEX, NEW DELHI – 110003, within 14 days of date of publication of this notice with a copy to the applicant company at its registered office at Corporate One, Ground Floor, Plot No. 5, District Center, Jasola, New Delhi-110025 (Present Address).

For Baani Hospitality Services Private Limited
Sd/-
Saahil Bhatia (Director)
DIN- 00038032

Place: 13/11/2022
Date: New Delhi

LORDS CHLORO ALKALI LIMITED

CIN : L24117RJ1979PLC002099
REGD. OFFICE : SP-460, MATSYA INDUSTRIAL AREA, ALWAR (RAJASTHAN) - 301030
CORPORATE OFFICE : A - 281, FIRST FLOOR, DEFENCE COLONY, NEW DELHI - 110024
Tel. : +91-11-40239034, Email : secretarial@lordschloro.com Web: www.lordschloro.com

EXTRACT OF UNAUDITED FINANCIAL RESULTS FOR THE QUARTER AND HALF YEAR ENDED SEPTEMBER 30, 2022 (Rs in Lakhs)

PARTICULARS	Quarter ended			Half Year ended		Year ended
	30.09.2022 (Unaudited)	30.06.2022 (Unaudited)	30.09.2021 (Unaudited)	30.09.2022 (Unaudited)	30.09.2021 (Unaudited)	31.03.2022 (Audited)
Total income	7,671.52	3,948.20	4,550.74	11,619.72	9,152.10	26,250.[illegible]
Net Profit / (Loss) for the period (before Tax, Exceptional and/or Extraordinary items)	2,388.56	3,043.24	312.50	5,431.80	592.51	4,151.[illegible]
Net Profit / (Loss) for the period before tax (after Exceptional and/or Extraordinary items)	2,388.56	3,043.24	312.50	5,431.80	592.51	4,151.[illegible]
Net Profit / (Loss) for the period after tax (after Exceptional and/or Extraordinary items)	1,761.50	2,262.41	203.03	4,023.91	411.18	3,225.[illegible]
Total comprehensive income for the period [Comprising profit/(loss) for the period (after tax) and other comprehensive income (after tax)]	1.23	1.23	4.55	2.46	9.10	4.[illegible]
Paid up Equity Share Capital (face value of Rs. 10/- each)	2,613.39	2,613.39	2,613.39	2,613.39	2,613.39	2,613.39
Other equity excluding revaluation reserve	-	-	-	-	8,298.02	9,154.[illegible]
Earning per share (of Rs. 10/- each) (not annualised) for continuing operations						
a) Basic	6.82	8.76	0.84	14.58	1.68	12.[illegible]
b) Diluted	6.82	8.76	0.84	14.58	1.68	12.[illegible]

Notes :

1. The above un-audited financial results have been reviewed and recommended by the audit committee and further considered & approved by the Board of Directors at their meeting held on November 11, 2022. These results are as per regulation 33 of the SEBI (Listing Obligation and Disclosure Requirements) Regulation 2015, as amended. The Statutory Auditors have carried out an audit of these results for the quarter and quarter and half year ended September 30, 2022.
2. The above financial results have been prepared in accordance with the principles and procedures of Indian Accounting Standards ("Ind AS") as notified under the Companies (India Accounting Standards) Rules, 2015 as specified in section 133 of Companies Act, 2013.
3. As per Indian Accounting Standards (Ind AS) 108 "Operating Segment", the Company's business falls within a single business segment viz. Chloro alkali sector/production of Caustic Soda.
4. Provision for taxation is made at the effective income tax rates.
5. Figures of the previous period have been re-grouped/ re-arranged and/or recasted wherever required.

For Lords Chloro Alkali Limited
Sd/-
Ajay Virmani
(Managing Director)
DIN: 00758726

Place : New Delhi
Date : 11.11.2022

FORM NO. INC-26
[Pursuant to Rule 30 of Companies (Incorporation) Rules 2014]

Advertisement to be published in Newspaper for the change in Registered Office of the Company from one state to another

Before the Central Government Northern Region Bench, Delhi

In the matter of sub-section 4 of section 13 of the Companies Act 2013 and clause (a) of sub-section (5) of Rule 30 of the Companies (Incorporation) Rules 2014

AND

In the matter of M/S Bridoon Estate Private Limited having its Registered Office at Corporate One, Ground Floor, Plot No. 5, District Center, Jasola, New Delhi-110025

Notice is hereby given to General Public that the company proposes to make the application to the Central Government under Section 13 of the Companies Act, 2013, seeking confirmation of alteration of Memorandum of Companies of the company in terms of special resolution passed at Extraordinary General Meeting held on Saturday, 5th day of November, 2022, to change the company's Registered Office from "National Capital Territory of Delhi" to the "State of Haryana".

Any person whose interest is likely to be affected by the proposed change, may deliver either on MCA portal (www.mca.gov.in) by filing investor complaint form or cause to be delivered or send by registered post of his/her objections supported by an affidavit stating the nature of his/her interest and ground of opposition to the Regional Director at the Address B-2 WING, 2nd FLOOR, PARYAVARAN BHAWAN, CGO COMPLEX, NEW DELHI – 110003, within 14 days of date of publication of this notice with a copy to the applicant company at its registered office at Corporate One, Ground Floor, Plot No. 5, District Center, Jasola, New Delhi-110025 (Present Address).

For Bridoon Estate Private Limited
Sd/-
Saahil Bhatia (Director)
DIN- 00038032

Place: 13/11/2022
Date: New Delhi

MAX HEIGHTS INFRASTRUCTURE LIMITED

SD-65, Tower Apartment, Pitampura, New Delhi-110034, Tel: +91-11- 2731 4646
CIN: L67120DL1983PLC379483, Website: www.maxheights.com, Email: maxindia1981@gmail.com

EXTRACT OF CONSOLIDATED & STANDALONE UNAUDITED FINANCIAL RESULTS FOR THE QUARTER AND HALF YEAR ENDED 30TH SEPTEMBER, 2022

(Rs. In La[illegible])

S. No.	Particulars	Consolidated					Standalone				
		For Quarter ended		For Half Year Ended		For the Year ended	For Quarter ended		For Half Year Ended		For the Year ended
		30.09.2022 (Unaudited)	30.09.2021 (Unaudited)	30.09.2022 (Unaudited)	30.09.2021 (Unaudited)	31.03.2022 (Audited)	30.09.2022 (Unaudited)	30.09.2021 (Unaudited)	30.09.2022 (Unaudited)	30.09.2021 (Unaudited)	31.03.2022 (Audited)
1	Total Income from Operations	172.[illegible]	[illegible]	[illegible]	226.39	[illegible]	[illegible]	[illegible]	226.77	235.47	[illegible]
2	Net Profit / (Loss) for the period (before Tax, Exceptional and/or Extraordinary items)	[illegible]	[illegible]	[illegible]	[illegible]	[illegible]	[illegible]	[illegible]	[illegible]	[illegible]	[illegible]
3	Net Profit / (Loss) for the period before tax (after Exceptional and/or Extraordinary items)	[illegible]	[illegible]	[illegible]	[illegible]	[illegible]	[illegible]	[illegible]	[illegible]	[illegible]	[illegible]
4	Net Profit / (Loss) for the period after tax (after Exceptional and/or Extraordinary items)	[illegible]	[illegible]	[illegible]	[illegible]	[illegible]	[illegible]	[illegible]	[illegible]	[illegible]	[illegible]
5	Total Comprehensive Income for the period [Comprising Profit / (Loss) for the period (after tax) and Other Comprehensive Income (after tax)]	[illegible]	[illegible]	[illegible]	[illegible]	[illegible]	[illegible]	[illegible]	[illegible]	[illegible]	[illegible]
6	Equity Share Capital	[illegible]	[illegible]	[illegible]	[illegible]	[illegible]	[illegible]	[illegible]	[illegible]	[illegible]	[illegible]
7	Reserves (excluding Revaluation Reserves) as shown in the Audited Balance Sheet of previous year					[illegible]					[illegible]
8	Earnings Per Share (of Rs. 10/- each) (for continuing and discontinued operations)										
	a) Basic	[illegible]	[illegible]	[illegible]	[illegible]	[illegible]	[illegible]	[illegible]	[illegible]	[illegible]	[illegible]
	b) Diluted	[illegible]	[illegible]	[illegible]	[illegible]	[illegible]	[illegible]	[illegible]	[illegible]	[illegible]	[illegible]

NOTES:

1. The above is an extract of the detailed format of Consolidated & Standalone Unaudited Financial Results for the Quarter and Half Year ended on 30th September, 2[illegible] the Stock Exchanges under Regulation 33 of the SEBI (Listing and Other Disclosure Requirements) Regulations, 2015. The full format of the Consolidated & Standalo[illegible] Financial Results for the Quarter ended 30th September, 2022 are available on the websites of the Stock Exchange viz. www.bseindia.com and the Company's [illegible] www.maxheights.com.
2. The above financial results have been reviewed by the Audit Committee and approved by the Board of Directors of the Company at the meeting held on 12/11/2022 [illegible] to Limited Review by Statutory Auditors, pursuant to Regulation 33 of SEBI (Listing Obligations and Disclosure Requirements) Regulations, 2015, as amended.
3. The figures of the previous period/year have been regrouped/recast, wherever considered necessary, to conform to current year's classification.
4. The Company operates in three segments i.e. Real Estate, Financing and Shares within one geographical region i.e.India.
5. The Limited review as required under Regulation 33 of SEBI (Listing and Other Disclosure Requirements) Regulations, 2015 has been completed and Related Report [illegible] any impact on above Results and Notes for the Quarter and Half Year ended 30/09/2022 which needs to be explained and the Auditors have expressed their unqual[illegible]

For MAX HEIGHTS INFRASTRUCT[illegible]

Place: New Delhi
Date: 12.11.2022

Compa[illegible]

PANKAJ PIYUSH TRADE & INVESTMENT LIMITED

CIN: L65990DL1982PLC256291
REGD. OFFICE: 314, 3RD FLOOR, OPPOSITE PLOT NO. 39, RG MALL, SECTOR-9, ROHINI, NEW DELHI-110085
WEBSITE: www.pptinvestment.in, EMAIL: infopptinvestment@gmail.com, PHONE - 011-42804171, 9891442777

EXTRACT OF UN-AUDITED FINANCIAL RESULTS FOR THE QUARTER & HALF YEAR ENDED SEPTEMBER 30, 2022

(Rs. In lakhs)

Sr. no	Particulars	Quarter Ended			Half Year ended		Year Ended
		30-Sep-22 (Un-Audited)	30-Jun-2[illegible] (Un-Audited)	[illegible]-Sep-21 (Un-Audited)	30-Sep-22 (Un-Audited)	30-Sep-21 (Un-Audited)	31-Mar-22 (Audited)
1	Total income from operations (net)	32.27	37.42	73.88	69.69	122.16	204.16
2	Net Profit / (Loss) from ordinary activities before tax	21.76	29.62	23.50	51.38	37.02	(2.47)
3	Net Profit / (Loss) for the period after tax (after Extraordinary items)	16.28	22.17	17.23	38.45	27.35	(4.63)
4	Total Comprehensive Income for the period [Comprising Profit/(Loss) for the period (after tax) and other Comprehensive Income (after tax)]	16.28	22.17	17.23	38.45	27.35	(4.63)
5	Paid-Up Equity Share Capital	40	40	40.00	40.00	40.00	40.00
6	Reserves (excluding Revaluation Reserve as shown in the Balance Sheet)	2493.43	2493.43	2,498.06	2,493.43	2,498.06	2,493.43
7	Earnings Per Share (before & after extraordinary items) (of Rs. 10/- each)						
	Basic:	4.07	5.54	4.31	9.61	6.84	(1.16)
	Diluted:	4.07	5.54	4.31	9.61	6.84	(1.16)

NOTES:

1. The above is an extract of the detailed format of Quarterly/Half Year ended Financial Results (Standalone & Consolidated) [illegible] with the Stock Exchanges under Regulation 33 [illegible] and Disclosure Requirements [illegible] The full format of the Quarterly/Half Year ended financial results available on the Stock Exchanges websites i.e. [illegible] and also available on the Company's Website www.pptinvestment.com

For Pankaj Piyush Trade & Investment Limited
Sd/-
[illegible] Kumar Bansal
[illegible]
DIN: 00243709

Place: New Delhi
Date : November 12, 2022

STEL Holdings Limited

CIN: L65993KL1990PLC005811 | Regd. Office : 24/1624, Bristow Road, Willingdon Island, Cochin - 682003, Kerala. Email: secretarial@stelholdings.com, Website : www.stelholdings.com

STATEMENT OF STANDALONE AND CONSOLIDATED UNAUDITED FINANCIAL RESULTS FOR THE QUARTER AND HALF YEAR ENDED 30TH SEPTEMBER, 2022

₹ in lakhs

PARTICULARS	STANDALONE				CONSOLIDATED			
	QUARTER ENDED		HALF YEAR ENDED	YEAR ENDED	QUARTER ENDED		HALF YEAR ENDED	YEAR ENDED
	30.09.2022	30.09.2021	30.09.2022	31.03.2022	30.09.2022	30.09.2021	30.09.2022	31.03.2022
	UNAUDITED	UNAUDITED	UNAUDITED	AUDITED	UNAUDITED	UNAUDITED	UNAUDITED	AUDITED
Total Income from Operations	328.69	591.21	360.26	2007.09	328.69	591.21	360.26	2007.09
Net Profit / (Loss) from Ordinary activities before Tax	313.99	576.69	328.06	1944.25	313.79	576.46	327.66	1943.31
Net Profit / (Loss) for the period after Tax	234.86	431.55	245.26	1461.76	234.85	431.33	244.86	1460.82
Total Comprehensive Income for the period	16082.70	8485.55	13802.83	(3858.17)	16082.70	8485.33	13802.43	(3859.12)
Equity Share Capital	1845.54	1845.54	1845.54	1845.54	1845.54	1845.54	1845.54	1845.54
Reserves (Excluding Revaluation Reserve)	-	-	-	72078.28	-	-	-	72070.33
Earnings Per Share (before extraordinary items) (of ₹10 each) Basic & Diluted	1.27	2.34	1.33	7.92	1.27	2.34	1.33	7.92
Earnings Per Share (after extraordinary items) (of ₹10 each) Basic & Diluted	1.27	2.34	1.33	7.92	1.27	2.34	1.33	7.92

Notes:-

1. The above is an extract of the detailed format of Quarterly Financial Results filed with the Stock Exchanges under Regulation 33 of the SEBI (Listing Obligations & Disclosure Requirments) Regulations, 2015.The detailed financial results are available on the website of Bombay Stock Exchange (www.bseindia.com), National Stock Exchange of India Limited (www.nseindia.com) and the company (www.stelholdings.com)
2. Previous period's figures have been regrouped wherever necessary to conform to the classification for the current periods.
3. The above results were reviewed by the Audit Committee and approved by the Board of Directors at their respective meetings held on November 11, 2022. The consolidated financial results for the three months and half year ended September 30, 2022 has been compiled by the management in accordance with Ind AS and have not been subjected to audit.

For and on behalf of the Board of Directors
Sd/-
Abraham Ittyipe
(DIN 02717344)
Whole-time Director

Cochin,
November 11, 2022

KANCHANJUNGA

KANCHANJUNGA POWER COMPANY PRIVATE LIMITED

(CIN:U74899DL1991PTC046387)

Registered Office: A-26/5, First Floor, Street No-8, West Vinod Nagar, Delhi-110092

Phone No. - 0120 4621300; **Email Id -** phg.secretarial@polyplex.com; **Website :** http://indiahydro.in

EXTRACT OF UNAUDITED STANDALONE FINANCIAL RESULTS FOR THE QUARTER AND HALF YEAR ENDED SEPTEMBER 30, 2022

(₹ in lakhs)

S. No.	Particulars	Half Year Ended Sep 30, 2022	Quarter Ended Sep 30, 2022	Quarter Ended June 30, 2022	Previous year ended March 31, 2022
1.	Total Income from Operations	3,839.06	2,494.54	1,344.52	3,543.71
2.	Net Profit/ (Loss) for the period (before Tax, Exceptional and/ or Extraordinary items#)	1,893.24	1,535.67	357.57	(844.64)
3.	Net Profit/ (Loss) for the period before tax (after Exceptional and/ or Extraordinary items#)	2,423.61	2,222.60	201.01	(844.64)
4.	Net Profit/ (Loss) for the period after tax (after Exceptional and/ or Extraordinary items#)	2,368.82	2,198.48	173.46	(637.04)
5.	Paid up Equity Share Capital	2014.20	2014.20	2014.20	2014.20
6.	Reserves (excluding Revaluation Reserve)	(4886.24)	(4886.24)	(7081.59)	(7255.04)
7.	Securities Premium Account	-	-	-	-
8.	Net worth	1,827.76	1,827.76	(367.59)	(541.04)
9.	Paid up Debt Capital/ Outstanding Debt	10,966.72	10,966.72	11,233.36	11,500.00
10.	Outstanding Redeemable Preference Shares	4,699.80	4,699.80	4,699.80	4,699.80
11.	Debt Equity Ratio	6.0	6.0	(30.6)	(21.3)
12.	Earnings Per Share (of Rs. 10/- each) (for continuing and discontinued operations)				
	a. Basic:	9.13	7.50	1.64	(3.16)
	b. Diluted:	9.13	7.50	1.64	(3.16)
13.	Capital Redemption Reserve	-	-	-	-
14.	Debenture Redemption Reserve	-	-	-	-
15.	Debt Service Coverage Ratio	4.01	6.06	1.40	1.28
16.	Interest Service Coverage Ratio	8.39	14.30	2.53	1.40

-Exceptional and/or Extraordinary items adjusted in the Statement of Profit and Loss in accordance with AS Rules.

Notes:

a. In terms of Regulation 52 of SEBI (Listing Obligation and Disclosure Requirements) Regulations 2015, the aforesaid Statement of Un-audited financial results for the quarter and half year ended September 30, 2022 of the Company has been approved by the Board of the Directors at their meeting held on November 12, 2022. The aforesaid financial results for the quarter and half year ended September 30, 2022 have been subject to limited review by the statutory auditors of the Company.

b. The Un-audited financial results have been prepared in accordance with recognition and measurement principles laid down in the applicable Accounting Standards as prescribed under section 133 of the Companies Act, 2013 as amended read with relevant rule thereunder and in terms of the regulation 52 of SEBI (Listing Obligation and Disclosure Requirements) Regulations 2015 as amended.

c. Pertinent disclosures w.r.t. the additional information on the financial results referred to in Regulation 52(4) of the SEBI (Listing Obligation and Disclosure Requirements) Regulations 2015, have been made to the National Stock Exchange (NSE) and can be accessed on its website "www.nseindia.com".

d The above is an extract of the detailed format of un-audited quarterly and half yearly financial results filed with NSE under regulation 52 of SEBI (Listing Obligation and Disclosure Requirements) Regulations 2015. The detailed financial results are available on the website of the NSE where the NCDs of the Company are listed.

For and on behalf of Board of Directors of
Kanchanjunga Power Company Private Limited
Sd/-
Pramod Kumar Arora
Whole Time Director
DIN: 01898896

Place: Noida
Date: November 12, 2022

CHEMCRUX ENTERPRISES LIMITED

CIN: L01110GJ1996PLC029329

Regd. Off.: 330, TRIVIA Complex, Natubhai Circle, Racecourse, Vadodara-390007
Email: girishshah@chemcrux.com Ph.: 0265-2984803/2988903
Website: www.chemcrux.com

EXTRACT OF UNAUDITED STANDALONE FINANCIAL RESULTS FOR THE QUARTER AND HALF YEAR ENDED 30TH SEPTEMBER 2022

(Rs. in lakhs except EPS)

Sr. No.	Particulars	Quarter Ended 30/09/2022 (Unaudited)	Quarter Ended 30/06/2022 (Unaudited)	Quarter Ended 30/09/2021 (Unaudited)	Half Year Ended 30/09/2022 (Unaudited)	Half Year Ended 30/09/2021 (Unaudited)
1.	Total income from operations (net)	2,806.48	2,714.58	2,319.87	5,521.05	3,958.57
2.	Net Profit/ (Loss) for the period (before Tax, Exceptional and/or extraordinary items)	550.98	516.80	459.05	1,067.75	744.46
3.	Net Profit/ (Loss) for the period before tax (after Exceptional and/or extraordinary items)	550.98	516.80	459.05	1,067.75	744.46
4.	Net Profit/ (Loss) for the period after tax (after Exceptional and/or extraordinary items)	402.59	383.06	339.69	785.62	539.99
5.	Total Comprehensive Income for the period [Comprising Profit/(Loss)for the period (after tax) and Other Comprehensive Income (after tax)]	408.63	385.49	338.46	794.10	541.10
6.	Paid up Equity Share Capital (Face Value Rs 10 each)	1480.88	1480.88	1480.88	1480.88	1480.88
7.	Other equity excluding revaluation reserve	-	-	-	-	-
8.	Earnings per share (of Rs. 10/- each)					
	1. Basic (in Rs.)	2.72	2.59	2.29	5.31	3.65
	2. Diluted (in Rs.)	2.72	2.59	2.29	5.31	3.65

Notes:

1. The above unaudited standalone financial results have been reviewed by the Audit Committee and approved by the Board of Directors at their respective meetings held on 12th November2022. The figures for the quarter and half year ended 30th September 2022 have been subjected to limited review by the statutory auditors.
2. Since the Company was listed on BSE SME Exchange till the end of previous year, it was not preparing quarterly financial results. However, in order to meet the requirements of SEBI Listing Regulations for financial results, the Company has prepared the financial results for the first half of FY 2021-22 and made them Ind AS Compliant. Such Ind AS compliant figures relating to the first half of the previous year have not been subjected to review/audit by the Auditors and have been prepared and presented solely based on the information provided by the management. However, the Company's management has exercised necessary due diligence to ensure that such financial results provide a true and fair view of its affairs.
3. The above is an extract of the detailed format of quarterly and half yearly Financial Results filed with the stock Exchange (BSE) under Regulation 33 of the SEBI (Listing and Other Disclosure Requirements) Regulations, 2015. The full format of the Quarterly Financial Results is available on the Stock Exchange website at www.bseindia.com & company's website at www.chemcrux.com.

By Order of the Board
For CHEMCRUX ENTERPRISES LIMITED
Sd/-
Girishkumar Shah (Whole Time Director)
(DIN:00469291)

Place : Vadodara
Date : 12th November, 2022

PANKAJ PIYUSH TRADE & INVESTMENT LIMITED

CIN: L65990DL1982PLC256291

REGD. OFFICE: 314, 3RD FLOOR, OPPOSITE PLOT NO. 39, RG MALL, SECTOR-9, ROHINI, NEW DELHI-110085
WEBSITE: www.pptinvestment.in, EMAIL: infopptinvestment@gmail.com, PHONE - 011-42804171, 9891442777

EXTRACT OF UN-AUDITED FINANCIAL RESULTS FOR THE QUARTER & HALF YEAR ENDED SEPTEMBER 30, 2022

(Rs. In lakhs)

Sr. no	Particulars	Quarter Ended			Half Year ended		Year Ended
		30-Sep-22 (Un-Audited)	30-Jun-22 (Un-Audited)	30-Sep-21 (Un-Audited)	30-Sep-22 (Un-Audited)	30-Sep-21 (Un-Audited)	31-Mar-22 (Audited)
1	Total income from operations (net)	32.27	37.42	73.88	69.69	122.16	204.16
2	Net Profit / (Loss) from ordinary activities before tax	21.76	29.62	23.50	51.38	37.02	(2.47)
3	Net Profit / (Loss) for the period after tax (after Extraordinary items)	16.28	22.17	17.23	38.45	27.35	(4.63)
4	Total Comprehensive Income for the period [Comprising Profit/(Loss) for the period (after tax) and other Comprehensive Income (after tax)]	16.28	22.17	17.23	38.45	27.35	(4.63)
5	Paid-Up Equity Share Capital	40	40	40.00	40.00	40.00	40.00
6	Reserves (excluding Revaluation Reserve as shown in the Balance Sheet)	2493.43	2493.43	2,498.06	2,493.43	2,498.06	2,493.43
7	Earnings Per Share (before & after extraordinary items) (of Rs. 10/- each)						
	Basic:	4.07	5.54	4.31	9.61	6.84	(1.16)
	Diluted:	4.07	5.54	4.31	9.61	6.84	(1.16)

NOTES:

1 The above is an extract of the detailed format of Quarterly/Half Year ended Financial Results (Standalone & Consolidated) filed with the Stock Exchanges under Regulation 33 of the SEBI (Listing Obligation and Disclosure Requirements) Regulations, 2015. The full format of the Quarterly/Half Year ended financial results available on the Stock Exchanges websites i.e. (www.bseindia.com) and also available on the Company's Website www.pptinvestment.com

For Pankaj Piyush Trade & Investment Limited
Sd/-
Vinod Kumar Bansal
Managing Director
DIN: 00243709

Place: New Delhi
Date : November 12, 2022

ZIM LABORATORIES LIMITED

Registered Office : Sadoday Gyan (Ground Floor) Opp. NADT, Nelson Square, Nagpur - 440 013, Maharashtra, India.
CIN : L99999MH1984PLC032172, Website : www.zimlab.in

EXTRACT OF UNAUDITED CONSOLIDATED FINANCIAL RESULTS FOR THE QUARTER AND HALF YEAR ENDED 30th SEPTEMBER, 2022

(Rs. in Lakhs, unless otherwise stated)

Particulars	Quarter Ended			Half Year Ended		Year Ended
	30.09.2022	30.06.2022	30.09.2021	30.09.2022	30.09.2021	31.03.2022
	Unaudited	Unaudited	Unaudited	Unaudited	Unaudited	Audited
Total Income from Operations	9,940.02	9,274.55	7,747.31	19,214.57	14,164.59	33,342.68
Net Profit / (Loss) for the period before exceptional item and tax	795.23	747.62	420.02	1,542.85	448.88	2,104.25
Net Profit / (Loss) for the period after exceptional item and tax	544.97	514.78	325.88	1,059.75	344.75	1,455.04
Net Profit / (Loss) for the period after tax	544.97	514.78	325.88	1,059.75	344.75	1,455.04
Total Comprehensive Income for the period	598.45	563.08	322.36	1,161.53	344.17	1,495.95
Paid-up Equity Share Capital (Face value Rs. 10 per share)	1,624.19	1,624.19	1,624.19	1,624.19	1,624.19	1,624.19
Other Equity (excluding Revaluation Reserve)						15,946.76
Earnings per share (not annualised)						
a) Basic	3.35	3.17	2.00	6.52	2.12	8.96
b) Diluted	3.35	3.17	2.00	6.52	2.12	8.96

Notes : 1. Key Standalone financial Information of the company is given below :

Particulars	Quarter Ended			Half Year Ended		Year Ended
	30.09.2022	30.06.2022	30.09.2021	30.09.2022	30.09.2021	31.03.2022
	Unaudited	Unaudited	Unaudited	Unaudited	Unaudited	Audited
Income from Operations	9,926.37	9,250.30	7,572.55	19,176.67	13,936.51	32,949.37
Net Profit / (Loss) for the period before exceptional item and tax	815.77	797.06	292.63	1,612.83	319.57	1,929.66
Net Profit / (Loss) for the period after exceptional item and tax	565.55	564.22	200.09	1,129.77	218.68	1,301.28
Net Profit / (Loss) for the period after tax	565.55	564.22	200.09	1,129.77	218.68	1,301.28
Total comprehensive income	566.69	565.36	190.46	1,132.05	199.42	1,305.84

2. The above is an extract of the detailed format of unaudited Standalone and Consolidated results for the quarter and half year ended on 30 September, 2022 filed with the Stock Exchange under Regulations 33 of the SEBI (Listing Obligations and Disclosure Requirements) Regulations, 2015. The full format of unaudited Standalone and Consolidated results for the quarter and half year ended on 30 September, 2022 are available on the website of the Stock Exchange (www.bseindia.com) and on the Company's website (www.zimlab.in). **3.** The above results were reviewed and recommended by the Audit Committee and approved by the Board of Directors at their respective meetings held on12 November, 2022. There are no qualifications in the limited review report issued for the quarter and half year ended 30 September 2022. **4.** The Board of Directors in their meeting held on 12th November, 2022, recommended issue of bonus equity shares in the ratio of Two bonus equity shares for every One equity share held in the Company, subject to approval of shareholders.

(Anwar S. Daud)
Managing Director

Toronto, Canada, Dt. 12 November, 2022

CLASSIFIED CENTRES IN MUMBAI

Aryan Publicity
Parel Village,
Phone: 022-65881876
Mobile: 9320111876

Beejay Ads,
Opera House
Phone : 23692926 / 56051035.

Colour Spot,
Byculla (E),
Phone : 23748048 / 23714748.

Fulrani Advtg. & Mktg.
Antop Hill
Phone: 24159061
Mobile: 9769238274/ 9969408835

AZAD Publicity
Mumbai Central
9821204061

KITES Advertising,
Tardeo AC Market,
Bombay Central,
Phone : 66375957/ 8.
Mobile : 9324175957.

Ganesh Advertising,
Abdul Rehman Street,
Phone : 2342 9163 / 2341 4596.

J.K. Advertisers,
Hornimal Circle,
Fort.
Phone : 22663742.

Mani's Agencies,
Opp.G.P.O.
Fort.
Phone : 2263 00232.
Mobile : 9892091257.

Manjyot Ads,
Currey Road (E)
Phone : 24700338.
Mobile : 9820460262.

OM Sai Ram Advtg.,
Currery Road
Mobile: 9967375573

Pinto Advertising,
Mazagaon,
Phone : 23701070.
Mobile : 9869040181.

Premier Advertisers
Mumbai Central
Mobile: 9819891116

Sarjan Advertising,
Tardeo,
Phone : 66626983

Sanjeet Communication
Fort.
Phone : 40024682/ 40792205.

S. Arts Advtg.
Masjid
Phone: 23415111

Yugarambha Advertising,
Girgaon,
Phone : 2386 8065.
Mobile : 9869074144.

Ambition Advertising,
Prabhadevi,
Phone : 24210792 / 94.

B. Y. Padhye Publicity,
Dadar (W),
Phone : 2422 9241/
2422 0445.

DATEY Advertising,
Datey Bhavan, Dadar (W)
Mobole : 8452846979/ 9930949817

Central Advertising Agency,
Mahim (W),
Phone : 24468656 / 24465555

Charudatta Advertising,
Mahim (W),
Phone : 24221461

Jay Publicity,
Dadar (E),
Phone : 24124640

Pallavi Advtg.
Dadar (W),
Mobile: 9869109765

Shree Swami Samarth Advertising,
Dadar (W),
Phone : 24440631
Mobile : 9869131962

Stylus Arts,
Dadar (W),
Phone : 24304897

Time Advertising,
Matunga (W),
Phone : 2446 6191

Vijaya Agencies,
Dadar (W),
Phone : 2422 5672.
Mobile : 9920640689

Space Age Advertising,
Bandra (E)
Phone : 26552207
Mobile : 9869666222

Kirti Agencies,
Khar (W),
Phone : 26047542.

AD Support Advertising,
Santacruz (W),
Mobile: 9869463650

Gauri Press Communication,
Vile Parle (E),
Phone : 2617 6310
Mobile: 9820069565

Carl Advertising,
Andheri (W),
Phone : 6696 3441 / 42.

Keyon Publicity
Andheri (E.)
Phone : 28253077
Mobile : 9920992393

Lokhandwala Advertising,
Andheri (W),
Phone : 26364274 / 26316960.

Prime Publicity Services,
Andheri (E),
Phone : 26839686 / 26830304.

ZOYA Creation
Andheri West
9833364551

P. V. Advertisers,
Jogeshwari (W)
Phone: 26768888
Mobile: 9820123000

Neha Agency,
Goregaon (E),
Phone : 2927 5033.
Mobile : 9819099563.

Shark Enterprises,
Goregaon (E),
Phone: 022-26863587

Adresult Services,
Goregaon (W)
Phone : 28762157 / 28726291.

Samartha Advertiser Pvt. Ltd.,
Goregaon (E),
Phone: 26852294
Mobile: 9594969627

Target Media,
Goregaon (E),
Mobile: 8692959648/ 9702307711

Bijal Visual Ads.,
Malad (W),
Phone: 28835457/ 28805487
Mobile: 9322265715

Noble Publicity Service,
Malad (W),
Phone : 28881426 / 28881518.

New Boom Ads,
Kandivali (W),
Phone : 28640221.

Vikson Advertising Agency
Kandivali (W),
Phone : 28645005
Mobile : 9820433200

Express Advertising,
Borivali (W),
Phone : 2833 7799 / 2833 9977.
Mobile: 9820401077

Falcon Multimedia Pvt. Ltd.,
Borivali (E)
Mobile : 9833226463

JEET Advertising Agency
Borivali West
022-28927636 / 28912529

Nikharge Advertising,
Borivali (W),
Phone : 28921255
Mobile : 9322210176

SHAH Publicity
Borivali West
022-28927421 / 9930898947

M.S. Advertising,
Bhayander (E),
Phone: 022-28160100
Mobile: 9769711727

Sugo Advertising,
Vasai (W),
Phone : 7756982329/ 7028565571

Mayuresh Publicity,
Virar (W).
Phone : 0250 – 2503913.
Mobile : 9923935556

Plasma Advertising,
Panvel.
Phone : 022-27461970

Ronak Advertising,
Vashi.
Phone : 71012345
Mobile: 9324102060/ 9820152753

Rahul Advertising
Vashi,
Phone: 022-65119998
Mobile: 9820200044

S.Kumar Publicity,
Vashi,
Phone : 27898472
Mobile : 9820889848

Siba Ads & Communications,
Vashi,
Phone : 27892555/ 61372555

Ashwini Communication,
Thane (W).
Phone : 2544 5007.

Mangal Advtg & Consultancy,
Thane (W).
Phone : 2538 8134
Mobile: 9869197367

Sarathi Enterprises,
Thane (W),
Phone : 25426604

Shireen Advertising,
Thane (W).
Phone : 25343648 / 25341538

Swati Advertisers,
Thane (W),
Phone : 9820786203

UNIQUE Publicity
Thane West
25393894 /66743004

Ad Junction,
Dombivli (E).
Phone : 0251-2862551
Mobile : 9870017985

Budhkar Publicity Pvt. Ltd.,
Kalyan (W).
Phone : 0251 – 2205995
Mobile : 9322400262

Dimensions Advertising,
Dombivli (E) .
Phone : 0251-2445074
Mobile : 9322597885

OMKAR Enterprises
Dombivali (West)
0251-2480136 / 9821467209

Prabhakar Advertisers,
Dombivli (E).
Phone : 0251-2448917
Mobile : 9819575111

Bajaj Publicity
Dombivli (E)
Miblie : 9320962437

Radha Advertising,
Dombivli (E).
Mobile : 9920909141
9833555898

Pinki Advertising,
Ambernath (E),
Mobile : 9322681423

K. Parth Publicity,
Ghatkopar (E),
Phone : 2501 3939 / 2501 2323

Riyo Advertising,
Ghatkopar (W),
Phone : 67704000/ 6500
Mobile : 9821306406

Sadguru Advertising,
Vikhroli (W),
Phone : 6128 6128
Mobile : 9820319546

Synthesys Communication's
Vikhroli
9820504802

Sanjeevani Advtg.
Kanjurmarg, LBS Marg,
Phone: 022-25776168
Mobile: 9819091044

Sandip Advtg.
Bhandup (W),
Phone: 022-25946518
Mobile: 9820750922

Mahesh Advertising & Designing,
Mulund (W),
Phone : 25622469 / 25682469

Classifieds

Making A Small Message Go A Long Way .....

SASHWAT TECHNOCRATS LIMITED

Regd.Office: Office No. 14, First Floor, Plumber House, 557, JSS Road, Chira Bazar, Mumbai- 400002. **CIN :** L24220MH1975PLC018682, **Tel No.** 22016021/22016031
Email id: sashwat.technocrats@gmail.com

EXTRACT OF UNAUDITED FINANCIAL RESULTS FOR THE QUARTER ENDED 30TH SEPTEMBER, 2022

Part I (Rs.in Lacs)

Sr. No.	PARTICULARS	Quarter Ended			Half Year Ended		Year Ended
		Unaudited	Unaudited	Unaudited	Unaudited	Unaudited	Audited
		30-Sep-22	30-Jun-22	30-Sep-21	30-Sep-22	30-Sep-21	31-Mar-22
1	Total Income from Operation	1.35	8.88	4.33	10.23	46.69	48.41
2	Net Profit for the Period (before Tax, Exceptional Items and / or Extraordinary Items)	0.18	4.37	3.15	4.55	40.81	39.85
3	Net Profit / (Loss) for the Period (before Tax but after Exceptional Items and / or Extraordinary Items)	0.18	4.37	3.15	4.55	40.81	39.85
4	Net Profit / (Loss) for the period after tax	0.13	3.27	3.15	3.39	37.19	35.24
5	Total Comprehensive Income (Comprising Profit for the period (after tax) and other comprehensive Income (after tax))	0.13	3.27	3.15	3.39	37.19	35.24
6	Paid-up Equity Share Capital (Face Value Rs.10/-)	30.62	30.62	30.62	30.62	30.62	30.62
7	Earning per share (of Rs. 10/- each) (not annualised)						
	a) Basic	0.04	1.07	1.03	1.11	12.15	11.51
	b) Diluted	0.04	1.07	1.03	1.11	12.15	11.51

Notes :

1 1The above Unaudited results were reviewed by the Audit Committee and approved by the Board of Directors in their meeting held on 11th November, 2022 by the Auditors of the Company, in accordance with SEBI (Listing Obligations and Disclosure Requirement) Regulations, 2015.

2 The above is an extract of the detailed format of quarterly results filed with the Stock Exchanges under Regulation 33 of the SEBI (Listing Obligation and Disclosure Requirements) Regulation, 2015. The full format of the quarterly financial results are available on the Stock Exchanges websites i.e. www.bseindia.com.

For & on behalf of the Board of Directors
Sashwat Technocrats Limited
Sd/-
Manish Jhakalia
Director
DIN: 01847156

Place : Mumbai
Date : 11.11.2022

ASSOCIATED ALCOHOLS & BREWERIES LTD.

CIN: L15520MP1989PLC049380

Regd Office: 4th Floor, BPK Star Tower, A.B. Road, Indore - 452008 (M.P.)
E-mail: investorrelations@aabl.in Website: www.associatedalcohols.com, Ph. 0731-4780400

We above is an extract of the detailed format of Standalone Unaudited Financial Results for the Quarter and Half Year Ended 30th September, 2022 filed with Stock Exchange under Regulation 33 of the SEBI (Listing and Other Disclosure Requirements) Regulation, 2015. The full format of the Unaudited Financial Results are available on the website of the Stock Exchanges www.nseindia.com and www.bseindia.com and on the Company's website i.e. www.associatedalcohols.com.

2. The above results were reviewed by the Audit Committee and approved by the Board of Directors at their meeting held on 12th November, 2022.

For: **Associated Alcohols & Breweries Ltd.**
Sd/-
Tushar Bhandari, Whole Time Director
DIN: 03583114

Place : **Indore**
Date : **12.11.2022**