



**LAST MILE ENTERPRISES LIMITED**  
(Formerly Known as Trans Financial Resources Limited)

**Date: 14/11/2025**

To,  
Gen. Manager (DCS)  
BSE Limited.  
P J Towers, Dalal Street,  
Fort, Mumbai-400001

Dear Sir,

**SUB: COMPLIANCE OF REGULATION 33 OF SECURITIES AND EXCHANGE BOARD OF INDIA (LISTING OBLIGATIONS AND DISCLOSURES REQUIREMENTS) REGULATIONS, 2015 FOR M/S LAST MILE ENTERPRISES LIMITED (Formerly known as Trans Financial Resources Limited).**

**REF: COMPANY CODE BSE: 526961**

With regard to captioned subject, the Board of Directors of the Company at its meeting held on **14<sup>TH</sup> November, 2025** has considered and approved the standalone and consolidated unaudited financial results for the Quarter ended on **30<sup>th</sup> September, 2025**. The said financial results were accompanied by Statement of Assets & Liabilities, Cash Flow Statement & Limited Review Report given by the statutory auditor of the company.

Kindly find enclosed herewith unaudited financial results for the quarter ended on **30<sup>th</sup> September, 2025** with Statement of Assets & Liabilities, Cash Flow Statement & Limited Review report in compliance of Regulation 33 of Securities and Exchange Board of India (Listing Obligations and Disclosures Requirements) Regulations, 2015.

You are requested to take the same on record.

Thanking you.

Yours sincerely,

**FOR, LAST MILE ENTERPRISES LIMITED**  
**(Formerly known as Trans Financial Resources Limited)**

**MR. HEMRAJSINH SURENDRASINH VAGHELA**  
**DIRECTOR & CHAIRPERSON**  
**(DIN: 00287055)**





**H S K & CO LLP****Chartered Accountants**

307, 3rd Floor, The Grand Mall, Opp. SBI Zonal Office, S. M. Road, Ambawadi, Ahmedabad-380015.  
**Phone** : +91-79-40058744 / 40326773 • **E-mail** : htco.ca@gmail.com • ssshah.ca@gmail.com

**Independent Auditor's Review Report On the quarterly and Year to date Unaudited Consolidated Financial Results pursuant to the requirements of the Regulation 33 and 52 of the SEBI (Listing Obligations and Disclosure Requirements) Regulations, 2015 as amended**

**Review Report to Board of Directors  
Last Mile Enterprises Limited  
(Formerly known as Trans Financial Resources Limited)**

We have reviewed the accompanying statement of consolidated unaudited financial results of **Last Mile Enterprises Limited (Formerly known as Trans Financial Resources Limited)** and its subsidiaries for the quarter and half year ended 30<sup>th</sup> September 2025 and year to date from April 01, 2025 to September 30, 2025 prepared by the Company and its pursuant to the requirements of the Regulation 33 of the SEBI (Listing Obligations and Disclosure Requirements) Regulations, 2015 as amended read with SEBI circulars CIR/CFD/CMD1/44/2019 March 29, 2019.

This Statement, which is the responsibility of the Company's Management and approved by the Company's Board of Directors, has been prepared in accordance with the recognition and measurement principles laid down in the Indian Accounting Standard 34 "Interim Financial Reporting" ("Ind AS 34"), prescribed under Section 133 of the Companies Act, 2013 read with relevant rules issued there under and other accounting principles generally accepted in India. Our responsibility is to express a conclusion on the Statement based on our review.

We conducted our review in accordance with the Standard on Review Engagement (SRE) 2410, Review of Interim Financial Information performed by the independent Auditor of the Entity" issued by the Institute of Chartered Accountants of India. This standard requires that we plan and perform the review to obtain moderate assurance as to whether the financial statements are free of material misstatement. A review is limited primarily to inquiries of company personnel and Analytical procedures applied to financial data and thus provides less assurance than an audit. We have not performed an audit and accordingly, we do not express an audit opinion.

Based on our review conducted as above, nothing has come to our attention that causes us to believe that the accompanying statement of unaudited financial results prepared in accordance with applicable accounting standards and other recognized accounting practices and policies has not disclosed the information required to be disclosed in terms of Regulation 33 of the SEBI (Listing Obligations and Disclosure Requirements) Regulations, 2015 including the manner in which it is to be disclosed, or that it contains any material misstatement.

The Statement includes the results of the following entities:

1. Damson Technologies Private Limited (Indian Company)
2. Damson Technologies Private Limited (Company incorporated in Hong Kong)
3. Fair Lane Realty Limited



**H S K & CO LLP****Chartered Accountants**

307, 3rd Floor, The Grand Mall, Opp. SBI Zonal Office, S. M. Road, Ambawadi, Ahmedabad-380015.  
**Phone** : +91-79-40058744 / 40326773 • **E-mail** : htco.ca@gmail.com • ssshah.ca@gmail.com

These unaudited financial results/financial information have not been reviewed by their auditors and have been approved and furnished to us by the Management and our conclusion on the Statement, in so far as it relates to the amount and disclosures included in respect of these subsidiaries is based solely on such unaudited interim standalone financial results/financial information. Our conclusion on the Statement is not modified in respect of our reliance on the unaudited financial results/financial information certified by the Management.

**Place: Ahmedabad**  
**Date: November 14, 2025**



**FOR, H S K & CO LLP**  
**CHARTERED ACCOUNTANTS**  
**FRN: 117014W/W100685**

**CA SUDHIR S SHAH**  
**PARTNER**

**M.NO.115947**

**UDIN: 25115947BMKZTX3587**



PART- I						
Statement of Unaudited Consolidated Financial Results for the Quarter and half year Ended on 30th September, 2025						
Particulars	(Rs in lakhs)					
	Quarter ended on			Half year ended on		Year ended on
	30.09.2025	30.06.2025	30.09.2024	30.09.2025	30.09.2024	31.03.2025
	Unaudited	Unaudited	Unaudited	Unaudited	Unaudited	Audited
<b>Income from Operations</b>						
I Revenue from operation	78,563.65	1,24,030.90	3,169.90	2,02,594.55	3,924.26	38,515.83
II Other Income	210.22	198.79	355.73	409.01	641.79	1,861.68
III <b>Total Income ( I + II)</b>	<b>78,773.87</b>	<b>1,24,229.69</b>	<b>3,525.63</b>	<b>2,03,003.56</b>	<b>4,566.05</b>	<b>40,377.51</b>
<b>IV Expenses</b>						
a) Cost of Material Consumed	2,01,039.92	27.56	1,995.13	2,01,067.48	2,049.13	181.42
a) Direct Expense	(2,782.21)	2,838.40	12.46	56.19	172.74	215.47
b) Purchase of Stock in Trade	(1,21,264.50)	1,21,264.50	41.85	-	272.57	34,987.73
c) Changes in inventories of finished goods, work-in-progress and stock-in-trade	(4,234.33)	(1,262.99)	(109.31)	(5,497.32)	(267.33)	(562.76)
d) Employee Benefit Expense	184.07	154.45	103.76	338.52	189.83	458.49
e) Finance cost	85.36	69.38	38.11	154.74	135.08	245.03
f) Depreciation & amortization	50.48	49.52	15.23	100.00	29.63	80.36
g) Other Expenditure	5,287.53	257.16	349.05	5,544.69	1,488.16	2,466.70
<b>Total Expenses (IV)</b>	<b>78,366.32</b>	<b>1,23,397.98</b>	<b>2,446.28</b>	<b>2,01,764.30</b>	<b>4,069.81</b>	<b>38,072.44</b>
<b>V Profit/(Loss) before extra ordinary and exceptional Items and tax (III - IV)</b>	<b>407.55</b>	<b>831.71</b>	<b>1,079.35</b>	<b>1,239.26</b>	<b>496.24</b>	<b>2,305.07</b>
VI Exceptional Items (Note - 4)	-	-	-	-	-	-
<b>VII Profit/(Loss) before extra ordinary Items and tax (V - VI)</b>	<b>407.55</b>	<b>831.71</b>	<b>1,079.35</b>	<b>1,239.26</b>	<b>496.24</b>	<b>2,305.07</b>
VIII Extra Ordinary Items	-	-	-	-	-	-
<b>IX Profit / (Loss) before Tax (VII- VIII )</b>	<b>407.55</b>	<b>831.71</b>	<b>1,079.35</b>	<b>1,239.26</b>	<b>496.24</b>	<b>2,305.07</b>
<b>X Tax expense</b>						
(i) Current Tax	100.48	148.60	124.00	249.08	124.00	508.96
(ii) Earlier's Year Tax	-	-	-	-	-	(1.23)
(iii) Deferred Tax	-	-	-	-	-	1.91
<b>Profit (Loss) for the period from continuing operations (IX - X)</b>	<b>307.07</b>	<b>683.11</b>	<b>955.35</b>	<b>990.18</b>	<b>372.24</b>	<b>1,795.43</b>
XII Profit/(loss) from discontinuing operations	-	-	-	-	-	-
XIII Tax expense of discontinuing operations	-	-	-	-	-	-
<b>Profit/(loss) from Discontinuing operations (after tax) (XII - XIII)</b>	<b>-</b>	<b>-</b>	<b>-</b>	<b>-</b>	<b>-</b>	<b>-</b>
<b>XV Profit (Loss) for the period (XI + XIV)</b>	<b>307.07</b>	<b>683.11</b>	<b>955.35</b>	<b>990.18</b>	<b>372.24</b>	<b>1,795.43</b>





<b>XVI</b>	<b>Other Comprehensive Income:</b> A. (i) Items that will not be reclassified to profit or loss  (ii) Income tax relating to items that will not be reclassified to profit or loss  B. (i) Items that will be reclassified to profit or loss  (ii) Income tax relating to items that will be reclassified to profit or loss	-	-	-	-	-	-
<b>XVII</b>	<b>Total Comprehensive Income / (Loss) (XV+ XVI)</b>	<b>307.07</b>	<b>683.11</b>	<b>955.35</b>	<b>990.18</b>	<b>372.24</b>	<b>1,795.43</b>
<b>XVIII</b>	<b>Net Profit / (Loss) attributable to :</b>						
	Owners of the Company	247.72	466.02	955.35	713.74	284.81	1,543.58
	Non - Controlling Interest	59.35	217.09	-	276.44	87.44	251.85
<b>XIX</b>	<b>Other Comprehensive Income / (Loss) attributable to :</b>				-		
	Owners of the Company	-	-	-	-	-	-
	Non - Controlling Interest	-	-	-	-	-	-
<b>XX</b>	<b>Total Comprehensive Income / (Loss) attributable to :</b>						
	Owners of the Company	247.72	466.02	955.35	713.74	284.81	1,543.58
	Non - Controlling Interest	59.35	217.09	-	276.44	87.44	251.85
<b>XXI</b>	<b>Paid up equity share capital</b>	<b>3,533.31</b>	<b>2,323.92</b>	<b>2,737.17</b>	<b>3533.31</b>	<b>2,737.17</b>	<b>3,506.92</b>
	Face value of equity share capital	1.00	1.00	10.00	1.00	10.00	1.00
	Reserve excluding Revaluation Reserves	-	-	-	-	-	34,376.33
<b>XXII</b>	<b>Earnings Per Share (for continuing operation):</b>	-	-	-	-	-	-
	a) Basic	0.07	0.20	3.49	0.20	1.04	0.44
	b) Diluted	0.07	0.20	3.49	0.20	1.04	0.44
<b>XXIII</b>	<b>Earnings Per Share (for discontinued operation)</b>						
	a) Basic	-	-	-	-	-	-
	b) Diluted	-	-	-	-	-	-
<b>XXIV</b>	<b>Earnings Per Share (for discontinued &amp; continuing operation)</b>						
	a) Basic	0.07	0.20	3.49	0.20	1.04	0.44
	b) Diluted	0.07	0.20	3.49	0.20	1.04	0.44





**NOTES:**

- 1 Profit / loss from discontinuing operations, if any, included in the above shall be disclosed separately with details thereof.
- 2 The above unaudited Financial Results have been reviewed by Audit committee of the Board and approved and adopted by Board of Directors at its meeting held on 14th November, 2025.
- 3 This statements has been prepared in accordance with the Companies ( Indian Accounting Standard ) Rules, 2015 - IND AS prescribed under sec- 133 of the companies Act, 2013 read with the Companies( Indian Accounting Standards) Rules, 2015 as amended by the Companies( Indian Accounting Standards ) (Amendment) Rules, 2016 and other recognised accounting practices and policies to the extent applicable and in terms of Regulation 33 of SEBI( Listing Obligation and Disclosure Requierment ) Regulations, 2015 .
- 4 During the quarter, the company has converted 26,39,000 warrants issued to persons belonging to promoter as well as non-promoter category; each carrying a right to subscribe to one equity share per Warrant, into 26,39,000 equity shares of Face Value of Rs.1/- each.
- 5 To facilitate Comparision , figures of previous periods has been regrouped and rearranged, wherever necessary.

**Place: Ahmedabad**

**Date: 14-11-2025**



**BY ORDER OF THE BOARD OF DIRECTORS ,  
FOR, Last Mile Enterprises Limited  
(Formerly known as Trans Financial Resources Limited)**

**Mr. Hemrajsinh Surendrasinh Vaghela  
( Director & Chairperson )  
( DIN : 00287055 )**



# **Unaudited Consolidated Statement of Assets and Liabilities for Companies**

(Rs. In Lakhs)

Particulars		As at ( Half year ended on) 30.09.2025 Unaudited	As at (the previous year ended on) 31.03.2025 Audited
	<b>Assets</b>		
<b>1</b>	<b>Non-current assets</b>		
	(a) Property, plant and equipment	2,435.68	810.94
	(b) Capital work-in-progress	-	1,272.63
	(c) Investment property	-	-
	(d) Goodwill	291.16	291.16
	(e) Intangible Asset	369.24	1.38
	(f) Right of Use Assets	242.36	301.03
	<b>(g) financial Assets</b>		
	<b>Non-current financial assets</b>		
	(i) Non-current investments	11,375.36	10,818.95
	(ii) Trade receivables, non-current	989.38	1,239.38
	(iii) Loans, non-current	351.47	555.67
	(iv) Others	37.28	40.28
	<b>Total non-current financial assets</b>	<b>12,753.49</b>	<b>12,654.28</b>
	(h) Deferred tax assets (net)	-	-
	(i) Other non-current assets	1,245.34	1,245.34
	(j) Other non-current tax assets	-	-
	<b>Total non-current assets</b>	<b>17,337.27</b>	<b>16,576.77</b>
<b>2</b>	<b>Current assets</b>		
	(a) Inventories	10,797.79	5,392.99
	<b>(b) Current financial asset</b>		





	(I) Current investments	700.00	850.00
	(II) Trade receivables, current	11,879.37	9,546.37
	(III) Cash and cash equivalents	411.11	194.96
	(IV) Bank balance other than cash and cash equivalents	15.12	1.23
	(V) Loans, current	6,228.22	3,239.50
	(VI) Other current financial assets	3,434.47	4,247.33
	<b>Total current financial assets</b>	<b>22,668.29</b>	<b>18,079.39</b>
	(c) Current tax assets (net)	-	-
	(d) Other current assets	12,124.94	13,860.07
	<b>Total current assets</b>	<b>45,591.02</b>	<b>37,332.45</b>
3	Non-current assets classified as held for sale	-	-
4	Regulatory deferral account debit balances and related deferred tax Assets	-	-
	<b>Total assets</b>	<b>62,928.29</b>	<b>53,909.22</b>
	<b>Equity and liabilities</b>		
1	<b>Equity</b>		
	<b>Equity attributable to owners of parent</b>		
	(a) Equity share capital	3,533.31	3,506.92
	(b) Other equity	34,939.62	34,376.33
	<b>Total equity attributable to owners of parent</b>	<b>38,472.94</b>	<b>37,883.25</b>
	Non controlling interest	2,037.14	1,401.33
	<b>Total equity</b>	<b>40,510.07</b>	<b>39,284.58</b>
2	<b>Liabilities</b>		
	<b>Non-current liabilities</b>		





	<b>(a) financial liabilities</b>		
	(I) Borrowings, non-current	2,011.98	2,070.10
	(II) Trade payables, non-current	-	763.50
	(III) Lease Liabilities, non-current	188.35	218.84
	(IV) Other non-current financial liabilities	-	-
	<b>Total non-current financial liabilities</b>	<b>2,200.34</b>	<b>3,052.44</b>
	(b) Provisions, non-current	-	907.45
	( c ) Deferred tax liabilities (net)	46.53	46.53
	Deferred government grants, Non-current	-	-
	(d) Other non-current liabilities	-	-
	<b>Total non-current liabilities</b>	<b>2,246.87</b>	<b>4,006.42</b>
	<b>Current liabilities</b>		
	<b>(a) financial liabilities</b>		
	(I) Borrowings, current	1,808.98	836.69
	(II) Trade payables, current	12,600.59	6,458.68
	(III) Lease Liabilities, current	57.95	53.56
	(IV) Other current financial liabilities	17.69	1,007.77
	<b>Total current financial liabilities</b>	<b>14,485.21</b>	<b>8,356.70</b>
	(b) Other current liabilities	5,013.56	1,763.88
	(c) Provisions, current	4.15	152.88
	(d )Current tax liabilities (Net)	668.43	344.75
	Deferred government grants, Current	-	-
	<b>Total current liabilities</b>	<b>20,171.35</b>	<b>10,618.21</b>
	Deferred government grants, Current	-	-





	<b>Total current Liabilities</b>	<b>20,171.35</b>	<b>10,618.21</b>
3	Liabilities directly associated with assets in disposal group classified as held for sale	-	-
4	Regulatory deferral account credit balances and related deferred tax liability	-	-
	<b>Total liabilities</b>	<b>22,418.22</b>	<b>14,624.64</b>
	<b>Total equity and liabilities</b>	<b>62,928.29</b>	<b>53,909.22</b>

To facilitate Comparision , figures of previous periods has been rearranged, wherever necessary.

Place: Ahmedabad

Date: 14-11-2025



BY ORDER OF THE BOARD OF DIRECTORS ,  
FOR, Last Mile Enterprises Limited  
(Formerly known as Trans Financial Resources Limited)

Mr. Hemrajsinh Surendrasinh Vaghela  
( Director & Chairperson )  
( DIN : 00287055 )



CONSOLIDATED CASH FLOW STATEMENT FOR THE PERIOD ENDED ON 30TH SEPTEMBER, 2025		
PARTICULARS	(Rs. In Lakhs)	
	30th September, 2025	30th September, 2024
<b>A. CASH FLOW FROM OPERATING ACTIVITY</b>		
Profit before Income Tax	1,239.26	496.24
<b>Adjustment for :</b>		
Depreciation and amortisation expense	100.00	29.63
(Gain)/loss on sale of investment	-	(193.04)
Fair value (gain) / loss	56.58	56.41
Interest on lease liabilities	11.77	-
Dividend and interest income classified as investing cash flows	(396.54)	-
Finance costs	154.74	135.08
<b>Operating Profit before working capital change</b>	<b>1,165.81</b>	<b>524.33</b>
<b>Charges in Working Capital</b>		
(Increase)/Decrease in trade receivables	(2,083.00)	(3,042.21)
(Increase)/Decrease in inventories	(5,404.80)	(272.42)
Increase/(Decrease) in trade payables	5,378.41	(1,574.80)
(Increase)/Decrease in other current assets	1,735.13	(3,178.05)
(Increase)/Decrease in Other bank balances	(13.89)	(1,295.65)
(Increase)/Decrease in Other current financial assets	812.86	(1,481.47)
Increase/(Decrease) in other non current financial assets	3.00	(29.14)
Increase/(Decrease) in provisions	(1,056.18)	(705.56)
Increase/(Decrease) in other current liabilities	3,573.35	(252.61)
Increase/(Decrease) in other non current liabilities	-	589.38
Increase/(Decrease) in other current financial liabilities	(990.08)	-
Increase/(Decrease) in other non current financial liabilities	-	(763.50)
<b>Cash used in/ generated from operations</b>	<b>3,120.61</b>	<b>(11,481.69)</b>
Income taxes paid	-	-
<b>Cash used in/generated from operations (A)</b>	<b>3,120.61</b>	<b>(11,481.69)</b>






<b>B.CASH FLOW FROM INVESTING ACTIVITIES</b>		
Payments for property, plant and equipment	(761.30)	(602.41)
Purchase of investments	(462.99)	(6,128.37)
Dividend and interest income classified as investing cash flows	396.54	-
<b>Net cash outflow from investing activities (B)</b>	<b>(827.74)</b>	<b>(6,730.78)</b>
<b>C. CASH FLOW FROM FINANCING ACTIVITIES</b>		
Finance costs	(154.74)	(135.08)
Issue of Share capital	26.39	24,087.97
Share application money received pending for allotment	153.25	2,216.05
Transaction with Non Controlling Interest	635.81	911.85
Payment of Lease liabilities	(37.87)	-
(Increase)/Decrease in Loans and Advances	(3,613.74)	(7,684.56)
Availment/(Repayment) of Short Term Borrowings	972.29	(1,823.20)
Availment/(Repayment) of Long Term Borrowings	(58.12)	767.91
<b>Net cash inflow/ (outflow) from financing activities (C )</b>	<b>(2,076.72)</b>	<b>18,340.96</b>
<b>Net Increase/ (Decrease) in cash and cash equivalents {A+B+C}</b>	<b>216.15</b>	<b>128.49</b>
<b>Cash and Cash Equivalents at the beginning of the financial year</b>	<b>194.96</b>	<b>325.03</b>
<b>Cash and Cash Equivalents at the end</b>	<b>411.11</b>	<b>453.52</b>

The above Cash Flow Statement has been prepared under the "Indirect Method" as set out in the Indian Accounting Standards [Ind AS 7] - "Statement of Cash Flow".

Place: Ahmedabad  
Date: 14-11-2025



BY ORDER OF THE BOARD OF DIRECTORS ,  
FOR, Last Mile Enterprises Limited  
(Formerly known as Trans Financial Resources Limited)

  
Mr. Hemrajsinh Surendrasinh Vaghela  
( Director & Chairperson )  
( DIN : 00287055 )



**UNAUDITED CONSOLIDATED SEGMENT INFORMATION FOR THE QUARTER / HALF YEAR ENDED ON 30TH SEPTEMBER, 2025**

Sr.No	Particulars	(Rs in lakhs)				
		Quarter ended on			Half Year Ended	
		30-09-2025	30-06-2025	30-09-2024	30-09-2025	30-09-2024
		Unaudited	Unaudited	Unaudited	Unaudited	Unaudited
<b>1</b>	<b>Segment Revenue</b>					
	a) Real Estates & Other Related Services	343.23	241.88	714.19	585.11	1055.91
	b) Business of Mobile Accessories, Gadgets and Other Related Items	78220.42	123789.02	2455.71	202009.44	2868.36
	<b>Total</b>	<b>78563.65</b>	<b>124030.90</b>	<b>3169.90</b>	<b>202594.55</b>	<b>3924.27</b>
	Less: Intersegment Revenue	0.00	0.00	0.00	0.00	0.00
	<b>Net Sales/ Income From Operations</b>	<b>78563.65</b>	<b>124030.90</b>	<b>3169.90</b>	<b>202594.55</b>	<b>3924.27</b>
<b>2</b>	<b>Segment Results</b>					
	<b>Profit/ (Loss) before tax and interest from each segment</b>					
	a) Real Estates & Other Related Services	221.58	191.57	826.59	413.15	1161.22
	b) Business of Mobile Accessories, Gadgets and Other Related Items	271.35	709.51	290.86	980.86	370.10
	<b>Total</b>	<b>492.92</b>	<b>901.08</b>	<b>1117.45</b>	<b>1394.00</b>	<b>1531.32</b>
	Less: i) Finance Costs	85.36	69.38	38.11	154.74	135.08
	ii) Other Un-allocate Expenditure net off	0.00	0.00	0.00	0.00	0.00
	iii) Un-allocate Income	0.00	0.00	0.00	0.00	0.00
	<b>Total Profit Before Tax</b>	<b>407.56</b>	<b>831.70</b>	<b>1079.34</b>	<b>1239.26</b>	<b>1396.24</b>





Sr.No	Particulars	(Rs in lakhs)		
		Half Year Ended		Year ended
		30-09-2025	30-09-2024	31-03-2025
		Unaudited	Unaudited	Audited
1	Segment Assets as on			
	a) Real Estates & Other Related Services	38007.62	35141.56	36878.00
	b) Business of Mobile Accessories, Gadgets and Other Related Items	24920.67	9502.30	17031.22
	<b>Total Segment Assets</b>	<b>62928.29</b>	<b>44643.86</b>	<b>53909.22</b>
2	Segment Liabilites as on			
	a) Real Estates & Other Related Services	1799.19	2384.94	3483.64
	b) Business of Mobile Accessories, Gadgets and Other Related Items	20619.03	4309.24	11140.99
	<b>Total Segment Liabilities</b>	<b>22418.22</b>	<b>6694.18</b>	<b>14624.63</b>

Place: Ahmedabad

Date: 14/11/2025



BY ORDER OF THE BOARD OF DIRECTORS ,  
FOR, LAST MILE ENTERPRISES LIMITED  
(FORMERLY KNOWN AS TRANS FINANCIAL RESOURCES LIMITED)

*[Signature]*  
Mr. Hemrajsinh Surendrasinh Vaghela  
( Director & Chairperson )  
( DIN : 00287055 )



**H S K & CO LLP****Chartered Accountants**

307, 3rd Floor, The Grand Mall, Opp. SBI Zonal Office, S. M. Road, Ambawadi, Ahmedabad-380015.  
**Phone** : +91-79-40058744 / 40326773 • **E-mail** : htco.ca@gmail.com • ssshah.ca@gmail.com

**Independent Auditor's Review Report On the quarterly and Year to date Unaudited Standalone Financial Results pursuant to the requirements of the Regulation 33 of the SEBI (Listing Obligations and Disclosure Requirements) Regulations, 2015 as amended**

**Review Report to Board of Directors  
Last Mile Enterprises Limited  
(Formerly known as Trans Financial Resources Limited)**

We have reviewed the accompanying statement of unaudited standalone financial results of **Last Mile Enterprises Limited (Formerly known as Trans Financial Resources Limited)** for the period ended 30<sup>th</sup> September, 2025 and year to date from April 01, 2025 to September 30, 2025. This statement is the responsibility of the Company's Management and has been approved by the Board of Directors. Our responsibility is to issue a report on these financial statements based on our review.

We conducted our review of the Statement in accordance with the Standard on Review Engagements (SRE) 2400 "Review of Interim Financial Information Performed by the Independent Auditor of the Entity", issued by the Institute of Chartered Accountants of India. This standard requires that we plan and perform the review to obtain moderate assurance as to whether the financial statements are free of material misstatement. A review is limited primarily to inquiries of company personnel and analytical procedures applied to financial data and thus provides less assurance than an audit. We have not performed an audit and accordingly, we do not express an audit opinion.

Based on our review conducted as above, nothing has come to our attention that causes us to believe that the accompanying statement of unaudited financial results prepared in accordance with applicable accounting standards and other recognized accounting practices and policies has not disclosed the information required to be disclosed in terms of Regulation 33 of the SEBI (Listing Obligations and Disclosure Requirements) Regulations, 2015 including the manner in which it is to be disclosed, or that it contains any material misstatement.

Our conclusion is not modified in respect of this matter.

**Place: Ahmedabad  
Date: November 14, 2025**



**FOR, H S K & CO LLP  
CHARTERED ACCOUNTANTS  
FRN: 117014W/W100685**

**CA SUDHIR S SHAH  
PARTNER  
M.NO.115947**

**UDIN: 25115947BMKZTW9827**



PART- I							
Statement of Unaudited Standalone Results for the Quarter and half year Ended on 30th September, 2025							
Particulars	(Rs in lakhs)						
	Quarter ended on			Half year ended on		Year ended on	
	30.09.2025	30.06.2025	30.09.2024	30.09.2025	30.09.2024	31.03.2025	
	Unaudited	Unaudited	Unaudited	Unaudited	Unaudited	Audited	
<b>Income from Operations</b>							
I Revenue from operation	343.23	241.88	714.19	585.11	1055.91	3021.18	
II Other Income	197.76	198.79	355.73	396.55	641.79	1455.17	
<b>III Total Income ( I + II)</b>	<b>540.98</b>	<b>440.67</b>	<b>1069.91</b>	<b>981.65</b>	<b>1697.70</b>	<b>4476.35</b>	
<b>IV Expenses</b>							
a) Cost of Material Consumed	66.14	27.56	24.15	93.70	71.71	181.42	
b) Direct Expense	32.52	23.67	12.46	56.19	172.74	215.47	
c) Purchase of Stock in Trade	0.00	0.00	0.00	0.00	0.00	800.47	
d) Changes in inventories of finished goods, work-in-progress and stock-in-trade	-3.73	-3.73	-3.73	-7.46	-7.46	-14.92	
e) Employee Benefit Expense	37.77	21.97	22.79	59.74	40.48	81.65	
f) Finance cost	14.17	14.55	8.37	28.72	60.74	104.10	
g) Depreciation & amortization	40.88	40.87	10.33	81.75	19.48	47.04	
h) Other Expenditure	140.44	134.94	176.76	275.38	1138.40	1662.01	
<b>Total Expenses (IV)</b>	<b>328.19</b>	<b>259.82</b>	<b>251.11</b>	<b>588.01</b>	<b>1496.09</b>	<b>3077.25</b>	
<b>V Profit/(Loss) before extra ordinary and exceptional Items and tax (III - IV)</b>	<b>212.80</b>	<b>180.85</b>	<b>818.80</b>	<b>393.65</b>	<b>201.62</b>	<b>1399.10</b>	
VI Exceptional Items (Refer Note - 5)	0.00	0.00	0.00	0.00	0.00	0.00	
<b>VII Profit/(Loss) before extra ordinary Items and tax (V -VI)</b>	<b>212.80</b>	<b>180.85</b>	<b>818.80</b>	<b>393.65</b>	<b>201.62</b>	<b>1399.10</b>	
VIII Extra Ordinary Items	0.00	0.00	0.00	0.00	0.00	0.00	
<b>IX Profit / (Loss) before Tax (VII- VIII )</b>	<b>212.80</b>	<b>180.85</b>	<b>818.80</b>	<b>393.65</b>	<b>201.62</b>	<b>1399.10</b>	
<b>X Tax expense</b>							
(i) Current Tax	54.58	44.50	50.00	99.08	50.00	344.75	
(ii) Earlier's Year Tax			0.00	0.00	0.00	-1.23	
(iii) Deferred Tax	0.00	0.00	0.00	0.00	0.00	-3.17	
<b>XI Profit (Loss) for the period from continuing operations (IX - X)</b>	<b>158.22</b>	<b>136.35</b>	<b>768.80</b>	<b>294.57</b>	<b>151.62</b>	<b>1058.75</b>	
XII Profit/(loss) from discontinuing operations	0.00	0.00	0.00	0.00	0.00	0.00	
XIII Tax expense of discontinuing operations	0.00	0.00	0.00	0.00	0.00	0.00	
<b>XIV Profit/(loss) from Discontinuing operations (after tax) (XII - XIII)</b>	<b>0.00</b>	<b>0.00</b>	<b>0.00</b>	<b>0.00</b>	<b>0.00</b>	<b>0.00</b>	





XV	Profit (Loss) for the period (XI + XIV)	158.22	136.35	768.80	294.57	151.62	1058.75
XVI	<b>Other Comprehensive Income:</b>						
	A. (i) Items that will not be reclassified to profit or loss						
	(ii) Income tax relating to items that will not be reclassified to profit or loss						
	B. (i) Items that will be reclassified to profit or loss						
	(ii) Income tax relating to items that will be reclassified to profit or loss	0.00	0.00	0.00	0.00	0.00	0.00
XVII	<b>Total Comprehensive Income for the period (XV + XVI) Comprising Profit (Loss) and Other comprehensive Income</b>	0.00	0.00	0.00	0.00	0.00	0.00
	Share of Profit / (loss) of associates *	0.00	0.00	0.00	0.00	0.00	0.00
	Minority Interest*	0.00	0.00	0.00	0.00	0.00	0.00
XVIII	<b>Net Profit / (Loss) for the year</b>	<b>158.22</b>	<b>136.35</b>	<b>768.80</b>	<b>294.57</b>	<b>151.62</b>	<b>1058.75</b>
XIX	<b>Paid up equity share capital</b>	<b>3533.31</b>	<b>3506.92</b>	<b>2737.17</b>	<b>3533.31</b>	<b>2737.17</b>	<b>3506.92</b>
	Face value of equity share capital(per share)	1.00	1.00	10.00	1.00	10.00	1.00
XX	<b>Reserve excluding Revaluation Reserves</b>	0.00	0.00	0.00	0.00	0.00	33717.36
XXI	<b>Earnings Per Share (for continuing operation):</b>						
	a) Basic	0.04	0.04	2.81	0.08	0.55	0.30
	b) Diluted	0.04	0.04	2.81	0.08	0.55	0.30
XXII	<b>Earnings Per Share (for discontinued operation)</b>						
	a) Basic	0.00	0.00	0.00	0.00	0.00	0.00
	b) Diluted	0.00	0.00	0.00	0.00	0.00	0.00
XXIII	<b>Earnings Per Share (for discontinued &amp; continuing operation)</b>						
	a) Basic	0.04	0.04	2.81	0.08	0.55	0.30
	b) Diluted	0.04	0.04	2.81	0.08	0.55	0.30

**NOTES:**

- 1 Profit / loss from discontinuing operations, if any, included in the above shall be disclosed separately with details thereof.
- 2 The above unaudited Financial Results have been reviewed by Audit committee of the Board and approved and adopted by Boad of Directors at its meeting held on 14th November,2025.





- 3 This statements has been prepared in accordance with the Companies ( Indian Accounting Standard ) Rules,2015 - IND AS prescribed under sec- 133 of the companies Act, 2013 read with the Companies( Indian Accounting Standards) Rules, 2015 as amended by the Companies( Indian Accounting Standards ) (Amendment) Rules, 2016 and other recognised accounting practices and policies to the extent applicable and in terms of Regulation 33 of SEBI( Listing Obligation and Disclosure Requierment ) Regulations, 2015 .
- 4 As per the defination of Reportable segment in Accordance with Accounting standard 17 of Segment Reporting issued by Institue of Chartered Accountant of india, the company has only one reportable segment. Hence, seprate disclosure for segment reporing is not applicable to the company.
- 5 During the quarter, the company has converted 26,39,000 warrants issued to persons belonging to promoter as well as non-promoter category; each carrying a right to subscribe to one equity share per Warrant, into 26,39,000 equity shares of Face Value of Rs.1/- each.
- 6 To facilitate Comparision , figures of previous periods has been regrouped and rearranged, whereever necessary.

Place: Ahmedabad  
Date: 14-11-2025



BY ORDER OF THE BOARD OF DIRECTORS ,  
FOR, Last Mile Enterprises Limited  
(Formerly known as Trans Financial Resources Limited)

A handwritten signature in blue ink, appearing to be 'Hemrajsinh Surendrasinh Vaghela', written over the printed name.

Mr. Hemrajsinh Surendrasinh Vaghela  
( Director & Chairperson )  
( DIN : 00287055 )



# Standalone Statement of Assets and Liabilities as at 30th September 2025

(Rs. In Lakhs)

Particulars		As at ( Half year ended on) 30.09.2025	Unaudited	As at (the previous year ended on) 31.03.2025 Audited
	<b>Assets</b>			
<b>1</b>	<b>Non-current assets</b>			
	(a) Property, plant and equipment		318.19	340.94
	(b) Capital work-in-progress		0.00	0.00
	(c) Investment property		0.00	0.00
	(d) Goodwill		0.00	0.00
	(e) Intangible Asset		0.18	0.20
	(f) Right of Use Assets		242.36	301.03
	<b>(g) financial Assets</b>			
	<b>Non-current financial assets</b>			
	(i) Non-current investments		11759.54	11203.18
	(ii) Trade receivables, non-current		989.38	1239.38
	(iii) Loans, non-current		7342.99	7833.74
	(iv) Others		37.28	40.28
	<b>Total non-current financial assets</b>		<b>20129.20</b>	<b>20316.58</b>
	(h) Deferred tax assets (net)		0.00	0.00
	(i) Other non-current assets		1245.34	1245.34
	<b>Total non-current assets</b>		<b>21935.27</b>	<b>22204.10</b>





2	<b>Current assets</b>		
	(a) Inventories	930.11	967.42
	<b>(b)Current financial asset</b>		
	(i)Current investments	700.00	850.00
	(ii) Trade receivables, current	4125.73	4066.47
	(iii) Cash and cash equivalents	49.16	167.37
	(iv) Bank balance other than cash and cash equivalents	15.12	1.23
	(v) Loans, current	4087.75	3239.50
	(vi) Other current financial assets	0.00	0.00
	<b>Total current financial assets</b>	<b>8977.75</b>	<b>8324.57</b>
	(c) Current tax assets (net)	0.00	0.00
	(d) Other current assets	9285.04	8790.73
	<b>Total current assets</b>	<b>19192.91</b>	<b>18082.72</b>
3	Non-current assets classified as held for sale	0.00	0.00
4	Regulatory deferral account debit balances and related deferred tax Assets	0.00	0.00
	<b>Total assets</b>	<b>41128.17</b>	<b>40286.82</b>
	<b>Equity and liabilities</b>		
1	<b>Equity</b>		
	<b>Equity attributable to owners of parent</b>		
	(a) Equity share capital	3533.31	3506.92
	(b)Other equity	34165.18	33717.36





	<b>Total equity attributable to owners of parent</b>	<b>37698.49</b>	<b>37224.29</b>
	Non controlling interest	0.00	0.00
	<b>Total equity</b>	<b>37698.49</b>	<b>37224.29</b>
<b>2</b>	<b>Liabilities</b>		
	<b>Non-current liabilities</b>		
	<b>(a) financial liabilities</b>		
	(I) Borrowings, non-current	453.65	465.87
	(II) Trade payables, non-current	0.00	0.00
	(III) Lease Liabilities, non-current	188.35	218.84
	(IV) Other non-current financial liabilities	0.00	0.00
	<b>Total non-current financial liabilities</b>	<b>642.00</b>	<b>684.72</b>
	(b) Provisions, non-current	0.00	0.00
	( c) Deferred tax liabilities (net)	1.13	1.13
	Deferred government grants, Non-current	0.00	0.00
	(d) Other non-current liabilities	0.00	0.00
	<b>Total non-current liabilities</b>	<b>643.13</b>	<b>685.85</b>
	<b>Current liabilities</b>		
	<b>(a) financial liabilities</b>		
	(I) Borrowings, current	491.96	480.46
	(II) Trade payables, current	166.01	181.62
	(III) Lease Liabilities, current	57.95	53.56
	(IV) Other current financial liabilities	17.69	17.69
	<b>Total current financial liabilities</b>	<b>733.61</b>	<b>733.33</b>





	(b) Other current liabilities	1605.21	1293.89
	(c) Provisions, current	3.90	4.71
	(d )Current tax liabilities (Net)	443.83	344.75
	Deferred government grants, Current	0.00	0.00
	<b>Total current liabilities</b>	<b>2786.55</b>	<b>2376.68</b>
	Deferred government grants, Current	0.00	0.00
	<b>Total current Liabilities</b>	<b>2786.55</b>	<b>2376.68</b>
3	Liabilities directly associated with assets in disposal group classified as held for sale	0.00	0.00
4	Regulatory deferral account credit balances and related deferred tax liability	0.00	0.00
	<b>Total liabilities</b>	<b>3429.68</b>	<b>3062.53</b>
	<b>Total equity and liabilites</b>	<b>41128.17</b>	<b>40286.82</b>

To facilitate Comparision , figures of previous periods has been rearranged, wherever necessary.

Place: Ahmedabad

Date: 14-11-2025



BY ORDER OF THE BOARD OF DIRECTORS ,  
FOR, Last Mile Enterprises Limited  
(Formerly known as Trans Financial Resources Limited)

Mr. Hemrajsinh Surendrasinh Vaghela  
( Director & Chairperson )  
( DIN : 00287055 )



STANDALONE CASH FLOW STATEMENT FOR THE PERIOD ENDED ON 30TH SEPTEMBER, 2025		
(Rs. In Lakhs)		
PARTICULARS		
	30th September, 2025	30th September, 2024
<b>A. CASH FLOW FROM OPERATING ACTIVITY</b>		
Profit before Income Tax	393.65	201.61
<b>Adjustment for :</b>		
Depreciation and amortisation expense	81.75	19.48
(Gain)/loss on sale of investment	0.00	(193.04)
Fair value (gain) / loss	0.00	(16.34)
Interest Income of Fair Value	0.00	0.00
Interest on Lease Liability	11.77	0.00
Dividend and interest income classified as investing cash flows	(396.54)	0.00
Finance costs	16.95	60.74
<b>Operating Profit before working capital change</b>	<b>107.58</b>	<b>72.45</b>
Change in operating assets and liabilities		
(Increase)/Decrease in trade receivables	190.74	(2480.09)
(Increase)/Decrease in inventories	37.31	(363.50)
Increase/(Decrease) in trade payables	(15.61)	160.77
(Increase)/Decrease in other current assets	(494.31)	(7227.55)
(Increase)/Decrease in Other bank balances	(13.89)	(1295.65)
Increase/(Decrease) in other non current assets	(0.00)	0.00
Increase/(Decrease) in other non current financial assets	3.01	(34.34)
Increase/(Decrease) in provisions	(0.81)	0.00
Increase/(Decrease) in other current liabilities	311.32	(10.34)
Increase/(Decrease) in other non current liabilities	0.00	0.00
Increase/(Decrease) in other current financial liabilities	0.00	0.00
<b>Cash used in/ generated from operations</b>	<b>125.32</b>	<b>(11178.24)</b>
Income taxes paid	0.00	0.00
<b>Cash used in/generated from operations (A)</b>	<b>125.32</b>	<b>(11178.24)</b>
<b>B. CASH FLOW FROM INVESTING ACTIVITIES</b>		





Payments for property, plant and equipment	(0.30)	(74.02)
Purchase of investments	(406.36)	(8274.33)
Investment in Subsidiary Company	0.00	(1187.23)
Dividends & Interest received	396.54	0.00
<b>Net cash outflow from investing activities (B)</b>	<b>(10.13)</b>	<b>(9535.58)</b>
<b>C. CASH FLOW FROM FINANCING ACTIVITIES</b>		
Finance costs	(16.95)	(60.74)
Issue of Share capital (incl Security Premium)	26.39	24087.97
Share application money received pending for allotment	153.25	2244.41
Payment of Lease Liability	(37.87)	0.00
Increase/(Decrease) in Loans and Advances	(357.50)	(3599.64)
Availment/(Repayment) of Short Term Borrowings	11.50	(1921.15)
Availment/(Repayment) of Long Term Borrowings	(12.22)	(210.78)
<b>Net cash inflow/ (outflow) from financing activities (C )</b>	<b>(233.41)</b>	<b>20540.08</b>
<b>Net Increase/ (Decrease) in cash and cash equivalents (A+B+C)</b>	<b>(118.21)</b>	<b>(173.75)</b>
<b>Cash and Cash Equivalents at the beginning of the financial year</b>	<b>167.37</b>	<b>297.02</b>
<b>Cash and Cash Equivalents at the end</b>	<b>49.16</b>	<b>123.27</b>

The above Cash Flow Statement has been prepared under the "Indirect Method" as set out in the Indian Accounting Standards [Ind AS 7] - "Statement of Cash Flow".

Place: Ahmedabad

Date: 14-11-2025



BY ORDER OF THE BOARD OF DIRECTORS ,  
FOR, Last Mile Enterprises Limited  
(Formerly known as Trans Financial Resources Limit

Mr. Hemrajsinh Surendrasinh Vaghela  
( Director & Chairperson)  
( DIN : 00287055 )





# LAST MILE ENTERPRISES LIMITED

(Formerly Known as Trans Financial Resources Limited)

Date: 14.11.2025

To,  
Department of Corporate Services  
BSE Limited.  
P J Towers, Dalal Street,  
Fort, Mumbai-400001

**SUB: Statement of deviation(s) or variation(s) under Regulation 32 of the SEBI (Listing Obligations and Disclosure Requirements) Regulations, 2015 read with SEBI Circular No. CIR/CFD/CMD1/162/2019 dated December 24, 2019.**

**REF: COMPANY CODE BSE: 526961**

Dear Sir/Madam,

Pursuant to the Regulation 32 of the SEBI (Listing Obligations and Disclosure Requirements) Regulations, 2015, it is hereby confirmed that there is no deviation or variation in the use of proceeds from the preferential issue of Equity Shares and fully convertible warrants for the purposes other than those for which the funds were raised.

In terms of SEBI Circular No. CIR/CFD/CMD1/162/2019 dated December 24, 2019, please find enclosed herewith the Statement of NIL deviation(s) or variation(s) for the quarter ended 30<sup>th</sup> September, 2025.

You are requested to take the same on record.

Thanking you.

Yours sincerely,

**FOR, LAST MILE ENTERPRISES LIMITED**  
**(Formerly known as Trans Financial Resources Limited)**

**MR. HEMRAJSINH SURENDRASINH VAGHELA**  
**DIRECTOR & CHAIRPERSON**  
**(DIN: 00287055)**







# LAST MILE ENTERPRISES LIMITED

(Formerly Known as Trans Financial Resources Limited)

## ANNEXURE I

### Statement on deviation / variation in utilization of funds raised for the quarter

ended on 30<sup>th</sup> September, 2025.

#### Preferential Issue 1

Name of listed entity	LAST MILE ENTERPRISES LIMITED
Mode of Fund Raising	Preferential Issue
Date of Raising Funds	03.04.2023, 06.04.2023, 21.07. 2023 ,12.06.2024 31.08.2024 and 01.10.2024
Amount Raised	<p>Rs. 43,58,81,250 comprising of</p> <p>i) Rs. 35370000 received on allotment of 13,10,000 Equity shares</p> <p>ii) Rs. 108000000 received on allotment of 16000000 warrants convertible into equity shares- raised in the quarter ended June, 2023 and</p> <ul style="list-style-type: none"><li>• conversion of One warrant during the quarter ended September, 2023 of Rs. 35,43,750 received upon allotment of 1,75,000 equity shares of face value of Rs. 10 each upon conversion of equal number of warrants on receipt of balance amount at the rate of Rs. 20.25 per warrant (being 75% of the issue price per warrant as "Warrant Exercise Price") from the warrant holder.</li><li>• conversion of warrants during the quarter ended June, 2024 of Rs. 5,00,17,500 received upon allotment of 24,70,000 equity shares of face value of Rs. 10 each upon conversion of equal number of warrants on receipt of balance amount at the rate of Rs. 20.25 per warrant (being 75% of the issue price per warrant as "Warrant Exercise Price") from the warrant holder.</li><li>• conversion of warrants during the quarter ended September, 2024 of Rs. 8,36,83,125 received upon allotment of 41,32,500 equity shares of face value of Rs. 10 each upon conversion of equal number of warrants on receipt of balance amount at the rate of Rs. 20.25 per warrant (being 75% of the issue price per warrant as "Warrant Exercise Price") from the warrant holder</li><li>• conversion of warrants during the quarter ended December, 2024 of</li></ul>



Regd. Office : 4th Floor, Vaghela Avenue, Near Havmor Restaurant, Navrangpura, Ahmedabad-380009.

Email ID : tfri4444@gmail.com, Ph. No. : 079 - 26402089, Web Site : www.TransfinancialrLtd.com

CIN NO. : L70100GJ1994PLC022954






# LAST MILE ENTERPRISES LIMITED

(Formerly Known as Trans Financial Resources Limited)

				Rs. 15 52 66,875 received upon allotment of 76 67 500 equity shares of face value of Rs. 10 each upon conversion of equal number of warrants on receipt of balance amount at the rate of Rs. 20.25 per warrant (being 75% of the issue price per warrant as "Warrant Exercise Price") from the warrant holder		
				Refer Note		
Report filed for Quarter ended				30 <sup>th</sup> September, 2025		
Monitoring Agency				Not applicable		
Monitoring Agency Name, if applicable				Not applicable		
Is there a Deviation / Variation in use of funds raised				No		
If yes, whether the same is pursuant to change in terms of a contract or objects, which was approved by the shareholders				Not applicable		
If Yes, Date of shareholder Approval				Not applicable		
Explanation for the Deviation / Variation				Not applicable		
Comments of the Audit Committee after review				None		
Comments of the auditors, if any				None		
Objects for which funds have been raised and where there has been a deviation, in the following table				The object for raising funds is to raise capital for expansion plan, meeting working capital gap and for achieving other general corporate objects of the Company.		
Original Object	Modified Object, if any	Original Allocation	Modified allocation, if any	Funds Utilised	Amount of Deviation/Variation for the quarter according to applicable object	Remarks if any
The object for raising funds is to raise capital for expansion plan, meeting working capital gap and for achieving other general corporate objects of the Company.		Rs. 15 52 66,875	-	Rs. 15,51,96,875	NIL	-
		Rs. 8,36,83,125	-	Rs. 8,36,83,125	NIL	-
		Rs. 5,00,17,500	-	Rs. 5,00,17,500	NIL	-
	-	Rs. 3543750	-	Rs. 3543750	NIL	-
	-	Rs. 14,33,70,000	-	Rs. 143350000	NIL	-







# LAST MILE ENTERPRISES LIMITED

(Formerly Known as Trans Financial Resources Limited)

Deviation or variation could mean:

- (a) Deviation in the objects or purposes for which the funds have been raised or
- (b) Deviation in the amount of funds actually utilized as against what was originally disclosed or
- (c) Change in terms of a contract referred to in the fund-raising document i.e., prospectus, letter of offer, etc


FOR, LAST MILE ENTERPRISES LIMITED

(Formerly known as Trans Financial Resources Limited)

Name of Signatory: MR. HEMRAJSINH SURENDRASINH VAGHELA

Designation: DIRECTOR & CHAIRPERSON

DIN: 00287055








# LAST MILE ENTERPRISES LIMITED

(Formerly Known as Trans Financial Resources Limited)

## Note:

Serial Number	Particulars	Date of Receipt no. Funds	Amount	Date of Submission to Stock exchange
1.	Funds of Rs. 35370000 received on allotment of Equity shares And Rs. 108000000 received on allotment of 16000000 warrants convertible into equity shares(Being 25% of the issue price per warrant as upfront payment.)	03.04.2023 and 06.04.2023	Rs. 14,33,70,000	12.08.2023
2	Rs. 35,43,750 received upon allotment of 1,75,000 equity shares of face value of Rs. 10 each upon conversion of equal number of warrants on receipt of balance amount at the rate of Rs. 20.25 per warrant (being 75% of the issue price per warrant as "Warrant Exercise Price") from the warrant holder.	21.07.2023	Rs. 3543750	10.11.2023
3.	Rs. 5,00,17,500 received upon allotment of 24,70,000 equity shares of face value of Rs. 10 each upon conversion of equal number of warrants on receipt of balance amount at the rate of Rs. 20.25 per warrant (being 75% of the issue price per warrant as "Warrant Exercise Price") from the warrant holder.	12.06.2024	Rs.5,00,17,500	06.08.2024







# LAST MILE ENTERPRISES LIMITED

(Formerly Known as Trans Financial Resources Limited)

4.	Rs. 8,36,83,125 received upon allotment of 41,32,500 equity shares of face value of Rs. 10 each upon conversion of equal number of warrants on receipt of balance amount at the rate of Rs. 20.25 per warrant (being 75% of the issue price per warrant as "Warrant Exercise Price") from the warrant holder	31.08.2024	Rs. 8,36,83,125	09.09.2024
5.	Rs. 15,52,66,875 received upon allotment of 76,67,500 equity shares of face value of Rs. 10 each upon conversion of equal number of warrants on receipt of balance amount at the rate of Rs. 20.25 per warrant (being 75% of the issue price per warrant as "Warrant Exercise Price") from the warrant holder	01.10.2024	Rs. 15,52,66,875	10.10.2024







# LAST MILE ENTERPRISES LIMITED

(Formerly Known as Trans Financial Resources Limited)

## Preferential Issue 2

Name of listed entity	LAST MILE ENTERPRISES LIMITED
Mode of Fund Raising	Preferential Issue
Date of Raising Funds	22.01.2024, 30.01.2024 ,08.04.2024 ,10.06.2024 and 28.12.2024
Amount Raised	<p>Rs. 75,09,80,000 comprising of</p> <p>i) Rs. 65,06,50,000 received on allotment of 3718000 Equity shares</p> <p>ii) Rs. 503,12,500 received on allotment of 1150000 warrants convertible into equity shares</p> <ul style="list-style-type: none"><li>Rs. 3937500 received upon allotment of 30,000 equity shares of face value of Rs. 10 each upon conversion of equal number of warrants on receipt of balance amount at the rate of Rs. 131.25 per warrant (being 75% of the issue price per warrant as "Warrant Exercise Price") from the warrant holder.</li><li>conversion of warrants during the quarter ended June, 2024 of Rs. 2,62,50,000 received upon allotment of 200000 equity shares of face value of Rs. 10 each upon conversion of equal number of warrants on receipt of balance amount at the rate of Rs. 131.25 per warrant (being 75% of the issue price per warrant as "Warrant Exercise Price") from the warrant holder</li><li>conversion of warrants during the quarter ended December, 2024 of Rs. 39,37,500 received upon allotment of 30000 equity shares of face value of Rs. 10 each upon conversion of equal number of warrants on receipt of balance amount at the rate of Rs. 131.25 per warrant (being 75% of the issue price per warrant as "Warrant Exercise Price") from the warrant holder</li></ul>
Report filed for Quarter ended	Refer Note 30 <sup>th</sup> September,2025







# LAST MILE ENTERPRISES LIMITED

(Formerly Known as Trans Financial Resources Limited)

Monitoring Agency				Not applicable		
Monitoring Agency Name, if applicable				Not applicable		
Is there a Deviation / Variation in use of fundsraised				No		
If yes, whether the same is pursuant to changein terms of a contract or objects, which was approved by the shareholders				Not applicable		
If Yes, Date of shareholder Approval				Not applicable		
Explanation for the Deviation / Variation				Not applicable		
Comments of the Audit Committee after review				None		
Comments of the auditors, if any				None		
Objects for which funds have been raised and where there has been a deviation, in the following table				The object for raising funds is to raise capital for expansion plan, meeting working capital gap and for achieving other general corporate objects of the Company.		
Original Object	Modi fied Obje ct, if any	Original Allocation	Modifie d allocati on,if any	Funds Utilised	Amount of Deviation/Va riation for the quarter according to applicable object	Remarks if any
The object for raising funds is to raise capital for expansion plan, meeting working capital gap and for achieving other general corporate objects of the Company.		Rs. 1,70,62,500	-	Rs. 1,55,67,500	NIL	Rs.14,95,000 still remains unutilise d till the quarter ended June, 2025.
		Rs. 2,34,32,500	-	Rs. 2,34,32,500	NIL	-
		Rs. 39,37,500	-	Rs. 39,37,500	NIL	-
	-	Rs. 2,62,50,000	-	Rs. 2,62,50,000	NIL	-
	-	Rs.39,37,500	-	Rs.39,37,500	NIL	-
	-	Rs. 70,09,62,500	-	Rs. 70,09,62,500	NIL	-

Deviation or variation could mean:

(a) Deviation in the objects or purposes for which the funds have been raised or

(b) Deviation in the amount of funds actually utilized as against what was originally disclosed or







# LAST MILE ENTERPRISES LIMITED

(Formerly Known as Trans Financial Resources Limited)

(c) Change in terms of a contract referred to in the fund-raising document i.e., prospectus, letter of offer, etc

FOR, LAST MILE ENTERPRISES LIMITED

(Formerly known as Trans Financial Resources Limited)

Name of Signatory: MR. HEMRAJSINH SURENDRASINH VAGHELA

Designation: DIRECTOR & CHAIRPERSON

DIN: 00287055








# LAST MILE ENTERPRISES LIMITED

(Formerly Known as Trans Financial Resources Limited)

Serial Number	Particulars	Date of Receipt no. Funds	Amount	Date of Submission to Stock exchange
1.	Funds of Rs. 65,06,50,000 received on allotment of 3718000 Equity shares And Rs. 50312500 received on allotment of 11,50,000 warrants convertible into equity shares(Being 25% of the issue price per warrant as upfront payment.)	22.01.2024 and 30.01.2024	Rs. 70,09,62,500	28.05.2024
2	Rs. 3937500 received upon allotment of 30,000 equity shares of face value of Rs. 10 each upon conversion of equal number of warrants on receipt of balance amount at the rate of Rs. 131.25 per warrant (being 75% of the issue price per warrant as "Warrant Exercise Price") from the warrant holder.	08.04.2024	Rs. 39,37,500	06.08.2024
3.	Rs. 2,62,50,000 received upon allotment of 200000 equity shares of face value of Rs. 10 each upon conversion of equal number of warrants on receipt of balance amount at the rate of Rs. 131.25 per warrant (being 75% of the issue price per warrant as "Warrant Exercise Price") from the warrant holder.	10.06.2024	Rs. 2,62,50,000	06.08.2024
4.	Rs. 39,37,500 received upon allotment of 30000 equity shares of face value of Rs. 10 each upon conversion of equal number of warrants on receipt of balance amount at the rate of Rs. 131.25 per warrant (being 75% of the issue	28.12.2024	Rs. 39,37,500	15.01.2025



Regd. Office : 4th Floor, Vaghela Avenue, Near Havmor Restaurant, Navrangpura, Ahmedabad-380009.

Email ID : tfri4444@gmail.com, Ph. No. : 079 - 26402089, Web Site : www.Transfinancialrltd.com

CIN NO. : L70100GJ1994PLC022954





# LAST MILE ENTERPRISES LIMITED

(Formerly Known as Trans Financial Resources Limited)

	price per warrant as "Warrant Exercise Price") from the warrant holder.			
5.	Rs. 2,34,32,500 received upon allotment of 13,39,000 equity shares of face value of Rs. 10 each upon conversion of equal number of warrants on receipt of balance amount at the rate of Rs. 13.125 per warrant (being 75% of the issue price per warrant as "Warrant Exercise Price") from the warrant holder.	01.07.2025	Rs. 2,34,32,500	04.07.2025
6.	Rs. 1,70,62,500 received upon allotment of 1300000 equity shares of face value of Rs. 10 each upon conversion of equal number of warrants on receipt of balance amount at the rate of Rs. 13.125 per warrant (being 75% of the issue price per warrant as "Warrant Exercise Price") from the warrant holder.	21.07.2025	Rs. 1,70,62,500	28.07.2025







# LAST MILE ENTERPRISES LIMITED

(Formerly Known as Trans Financial Resources Limited)

## Preferential Issue 3

Name of listed entity				LAST MILE ENTERPRISES LIMITED		
Mode of Fund Raising				Preferential Issue		
Date of Raising Funds				29.04.2024,04.05.2024 and 06.05.2024		
Amount Raised				Rs. 2,35,37,02,800 comprising of i) Rs. 2,20,04,77,800 received on allotment of 3667463 Equity shares ii) Rs. 15,32,25,000 received on allotment of 1021500 warrants convertible into equity shares		
Report filed for Quarter ended				30 <sup>th</sup> September,2025		
Monitoring Agency				Yes		
Monitoring Agency Name, if applicable				CARE Ratings Limited		
Is there a Deviation / Variation in use of fundsraised				No		
If yes, whether the same is pursuant to changein terms of a contract or objects, which was approved by the shareholders				Not applicable		
If Yes, Date of shareholder Approval				Not applicable		
Explanation for the Deviation / Variation				Not applicable		
Comments of the Audit Committee after review				None		
Comments of the auditors, if any				None		
Objects for which funds have been raised and where there has been a deviation, in the following table				The object of preferential issue of equity shares is to raise funds for long term working capital requirements for expansion along with diversification, Investment in NCD or loan to NBFC to acquire stressed assets, investment in Subsidiary Companies for growth of their operations, Acquisitions/Strategic Investments and general corporate purposes which will augment the growth and improve the Financial Performance of the company for the benefits of the stakeholders.		
Original Object	Modi fied Obje ct, if any	Original Allocation	Modifie d allocati on,if any	Funds Utilised	Amount of Deviation/Va riation for the quarter according to applicable object	Remarks if any
The object for raising funds is to raise capital for expansion plan,	-	Rs. 2,35,37,02, 800	-	Rs. 2,35,37,02,80 0	NIL	-



Regd. Office : 4th Floor, Vaghela Avenue, Near Havmor Restaurant, Navrangpura, Ahmedabad-380009.

Email ID : tfrl4444@gmail.com, Ph. No. : 079 - 26402089, Web Site : www.Transfinancialr ltd.com

CIN NO. : L70100GJ1994PLC022954



meeting working capital gap and for achieving other general corporate objects of the Company.						

Deviation or variation could mean:

- (a) Deviation in the objects or purposes for which the funds have been raised or
- (b) Deviation in the amount of funds actually utilized as against what was originally disclosed or
- (c) Change in terms of a contract referred to in the fund-raising document i.e., prospectus, letter of offer, etc

FOR, LAST MILE ENTERPRISES LIMITED  
(Formerly known as Trans Financial Resources Limited)




Name of Signatory: MR. HEMRAJSINH SURENDRASINH VAGHELA  
Designation: DIRECTOR & CHAIRPERSON  
DIN: 00287055





# LAST MILE ENTERPRISES LIMITED

(Formerly Known as Trans Financial Resources Limited)

**Date: 14/11/2025**

To,  
Gen. Manager (DCS)  
BSE Limited.  
P J Towers, Dalal Street,  
Fort, Mumbai-400001

**SUB: COMPLIANCE OF REGULATION 23(9) OF SECURITIES AND EXCHANGE BOARD OF INDIA (LISTING OBLIGATIONS AND DISCLOSURES REQUIREMENTS) REGULATIONS, 2015 FOR M/S LAST MILE ENTERPRISES LIMITED (Formerly known as Trans Financial Resources Limited)**

**REF: COMPANY CODE BSE: 526961**

Dear Sir,

With regard to captioned subject, kindly find enclosed herewith disclosures of related party transactions for the Quarter and half year ended on 30<sup>TH</sup> September, 2025 in compliance of Regulation 23(9) of Securities and Exchange Board of India (Listing Obligations and Disclosures Requirements) Regulations, 2015.

You are requested to take the same on record.

Thanking you.

Yours sincerely,

**FOR, LAST MILE ENTERPRISES LIMITED  
(Formerly known as Trans Financial Resources Limited)**

**MR. HEMRAJSINH SURENDRASINH VAGHELA  
DIRECTOR & CHAIRPERSON  
(DIN: 00287055)**





Disclosure of related party transactions every six months for the period of September, 2025											Additional disclosure of related party transactions - applicable only in case the related party transaction relates to loans, inter-corporate deposits, advances or investments made or given by the listed entity/subsidiary. These details need to be disclosed only once, during the reporting period when such transaction was undertaken.								
S.No	Details of the party (listed entity /subsidiary) entering into the transaction		Details of the counterparty			Type of related party transaction (see Note 5)	Value of the related party transaction as approved by the audit committee (see Note 6a)	Value of transaction during the reporting period (see Note 6b)	In case monies are due to either party as a result of the transaction (see Note 1)		In case any financial indebtedness is incurred to make or give loans, inter-corporate deposits, advances or investments			Details of the loans, inter-corporate deposits, advances or investments					
	Name	PAN	Name	PAN	Relationship of the counterparty with the listed entity or its subsidiary				Opening balance	Closing balance	Nature of indebtedness (loan/ issuance of debt/ any other etc.)	Cost (see Note 7)	Tenure	Nature (loan/ advance/ inter-corporate deposit/ investment)	Interest Rate (%)	Tenure	Secured/ unsecured	Purpose for which the funds will be utilised by the ultimate recipient of funds (end-usage)	
1	Last Mile Enterprises Limited	AAACT5698N	Dharmendra Gohil	AERPG1615E	Director	Director Remuneration	2.7	2.7	0.27	0.45									
						Salary Advance	4.59	4.59	0.00	4.59									
2	Last Mile Enterprises Limited	AAACT5698N	Surendrasinh Jhala	AABPZ5968M	Independent Director	Reimbursement of Expenses and Sitting fees	1.50	1.50	0.39	0									
3	Last Mile Enterprises Limited	AAACT5698N	Aakash Pandey	FLMPP4274D	Relative of Director	Advance Salary	24.90	24.90	141.55	167.95									
							10.50	10.50	NIL	1.50									
4	Last Mile Enterprises Limited	AAACT5698N	Trans Fiscal Private Limited	AABCT6270F	Enterprises over which Promoter Directors are able to exercise significant influence	Trade Receivable	NIL	NIL	0.61	0.61									
							289.00	289.00	2350.00										
5	Last Mile Enterprises Limited	AAACT5698N	Damson Technologies Pvt Ltd	AABCD3982G	Material Subsidiary	Loan Given	NIL	NIL	1887.22	1887.22									
						Investment													
6	Last Mile Enterprises Limited	AAACT5698N	Bharti Sharma	BAKPS9211C	Independent Director	Sitting Fees	0.18	0.18	0.30	0.18									
						Investment	0.51	0.51	NIL	0.51									
7	Last Mile Enterprises Limited	AAACT5698N	Last Mile Strategies Private Limited	AAGCL0777Q	Subsidiary	Loan Given	3.25	3.25	NIL	3.25									
							20.00	20.00	4928.07	4948.07									
8	Last Mile Enterprises Limited	AAACT5698N	Fair Lane Realty Limited	AAFCE6401Q	Material Subsidiary	Loan Given	NIL	NIL	NIL	2225.00									
						Investment													

Notes:

- The details in this disclosure are required to be provided for all transactions undertaken during the reporting period. However, opening and closing balances, including commitments, to be disclosed for existing related party transactions even if there is no new related party transaction during the reporting period.
- Where a transaction is undertaken between members of the consolidated entity (between the listed entity and its subsidiary or between subsidiaries), it may be reported once.
- Listed banks shall not be required to provide the disclosures with respect to related party transactions involving loans, inter-corporate deposits, advances or investments made or given by the listed banks.
- For companies with financial year ending March 31, this information has to be provided for six months ended September 30 and six months ended March 31. Companies with financial years ending in other months, the six months period shall apply accordingly.
- Each type of related party transaction (for e.g. sale of goods/services, purchase of goods/services or whether it involves a loan, inter-corporate deposit, advance or investment) with a single party shall be disclosed separately and there should be no clubbing or netting of transactions of same type. However, transactions with the same counterparty of the same type may be aggregated for the reporting period. For instance, sale transactions with the same party may be aggregated for the reporting period and purchase transactions may also be disclosed in a similar manner. There should be no netting off for sale and purchase transactions. Similarly, loans advanced to and received from the same counterparty should be disclosed separately, without any netting off.
- In case of a multi-year related party transaction:
  - The aggregate value of such related party transaction as approved by the audit committee shall be disclosed in the column "Value of the related party transaction as approved by the audit committee".
  - The value of the related party transaction undertaken in the reporting period shall be reported in the column "Value of related party transaction during the reporting period".
- "Cost" refers to the cost of borrowed funds for the listed entity.
- Transactions such as acceptance of fixed deposits by banks/NBFCs, undertaken with related parties, at the terms uniformly applicable /offered to all shareholders/ public shall also be reported.

Place: Ahmedabad  
Date:14.11.2025

BY ORDER OF THE BOARD OF DIRECTORS ,  
FOR, Last Mile Enterprises Limited  
(Formerly known as Trans Financial Resources Limited)



Mr. Hemrajsinh Surendrasinh Vaghela  
( Director & Chairperson )  
( DIN : 00287055 )