

14th November, 2025

To,
The Manager
Department of Corporate Services
BSE Limited
Phiroze Jeejeebhoy Towers,
Dalal Street, Mumbai - 400 001
Scrip Code: 530919

To,
The Manager – Listing
National Stock Exchange of India Limited
Exchange Plaza, 5th Floor, 'G' Block,
Bandra Kurla Complex,
Bandra (East), Mumbai – 400 051
Symbol: REMSONSIND

Dear Sir / Ma'am,

Sub.: Outcome of the Board meeting held today i.e. Friday, 14th November, 2025.

Pursuant to the provisions of Regulations 30 and 33(3) read with Schedule III of the SEBI (Listing Obligations and Disclosure Requirements) Regulations, 2015 ("Listing Regulations"), we wish to inform you that the Board of Directors of the Company at its meeting held today i.e. Friday, 14th November, 2025, *inter-alia*, considered and approved the Un-Audited Standalone and Consolidated Financial Results of the Company for the quarter and half year ended 30th September, 2025 prepared in accordance with the Indian Accounting Standards (Ind-AS) as per the Companies (Indian Accounting Standard) Rules, 2015.

Pursuant to the provisions of Regulation 33 of the Listing Regulations, we enclose the following:

- a) Copies of the Un-Audited Standalone and Consolidated Financial Results of the Company for the quarter and half year ended 30th September, 2025 along with the Cash Flow Statement for the half year ended 30th September, 2025 and Statement of Assets and Liabilities as on that date; and
- b) Limited Review Reports on the said results received from the Statutory Auditors of the Company.

The meeting of the Board of Directors commenced at 11.00 A.M. and concluded at 12.35 P.M.

Kindly take the above in your record.

Thanking you,

Yours faithfully,

For **REMSONS INDUSTRIES LIMITED**

ROHIT DARJI
COMPANY SECRETARY & COMPLIANCE OFFICER

Encl.: A/a

REMSONS

INDUSTRIES LIMITED

CIN : L51900MH1971PLC015141

Regd. Office: 401, 4th Floor, Gladdiola, Hanuman Road Vile Parle (East), Mumbai 400057.

Tel No: 022- 35016400

Email id: corporate@remsons.com, website: www.remsons.com

UNAUDITED CONSOLIDATED FINANCIAL RESULTS FOR THE QUARTER AND HALF YEAR ENDED SEPTEMBER 30, 2025

(Rs in Lakhs) Except EPS

Sr. No.	Particulars	Consolidated					
		Quarter Ended			Half Year Ended		Year Ended
		30th Sept 2025 (Unaudited)	30th June 2025 (Unaudited)	30th Sept 2024 (Unaudited)	30th Sept 2025 (Unaudited)	30th Sept 2024 (Unaudited)	31st March 2025 (Audited)
I	Income						
	(a) Revenue from Operations	11,558.50	9,963.06	9,131.46	21,521.56	16,781.90	37,658.29
	(b) Other Income	86.83	117.59	159.87	204.42	228.84	327.40
	Total Income	11,645.33	10,080.65	9,291.33	21,725.98	17,010.74	37,985.69
II	Expenses						
	(a) Cost of Materials Consumed	5,997.00	4,883.61	5,158.42	10,880.60	8,994.15	19,994.19
	(b) Purchase of stock in trade	156.58	114.67	155.18	271.25	282.95	606.49
	(c) Changes in inventories of finished goods, work-in-progress and stock-in-trade	(123.35)	35.57	46.05	(87.77)	248.53	(93.54)
	(d) Employees Benefit Expenses	2,492.72	2,428.95	1,700.60	4,921.67	3,406.92	7,861.12
	(e) Finance Costs	211.87	204.15	167.03	416.03	311.69	639.97
	(f) Depreciation and Amortisation Expenses	388.95	366.04	324.46	754.99	620.12	1,167.51
	(g) Other Expenditure	1,703.50	1,440.97	1,321.06	3,144.47	2,449.57	5,554.51
	Total expenses	10,827.27	9,473.97	8,872.80	20,301.24	16,313.93	35,730.25
III	Profit before exceptional items and tax (I-II)	818.06	606.68	418.53	1,424.74	696.81	2,255.45
IV	Exceptional items (Refer Note No. 4)	-	-	-	-	90.19	(10.65)
V	Profit/ (Loss) before tax (III-IV)	818.06	606.68	418.53	1,424.74	787.00	2,244.79
VI	Tax Expense						
	(a) Current tax	199.49	138.36	97.49	337.84	186.96	512.05
	(b) Deferred tax	(20.82)	(11.53)	22.31	(32.35)	32.79	36.50
	Total tax expenses	178.67	126.83	119.80	305.49	219.75	548.55
VII	Net Profit/ (Loss)	639.39	479.86	298.73	1,119.25	567.25	1,696.24
	Less: Share of minority interest	166.89	72.55	(14.10)	239.44	(15.76)	258.55
	Add: Share of Joint Venture	(66.24)	(43.43)	-	(109.66)	-	(0.86)
	Net Profit/ (Loss) for the period	406.26	363.88	312.83	770.15	583.01	1,436.84
VIII	Other Comprehensive Income						
	(a) i. Items that will not be reclassified to profit or loss	19.49	(10.53)	(16.62)	8.96	(30.95)	(42.11)
	ii. Income tax relating to items that will not be reclassified to profit or loss	(5.19)	2.65	4.18	(2.54)	7.79	6.09
	(b) i. item that will be reclassified to profit or loss	45.55	263.34	110.57	308.90	196.92	136.03
	ii. Income tax relating to items that will be reclassified to profit or loss	-	3.43	1.21	3.43	1.49	0.19
	Total other Comprehensive Income (Net of Taxes)	59.85	258.90	99.34	318.75	175.25	100.19
IX	Total	466.11	622.78	412.17	1,088.90	758.26	1,537.02
	Less: Share of minority interest	(0.32)	(0.19)	-	(0.51)	-	(0.77)
	Total other Comprehensive Income (Net of Taxes)	466.43	622.97	412.17	1,089.41	758.26	1,537.79
X	Paid-up equity share capital (Face Value of ₹ 2/-each)	697.58	697.58	697.58	697.58	697.58	697.58
XI	Other Equity						11,863.57
XII	Earnings per equity share						
	(i) Basic earnings (loss) per share (Rs.)	1.16	1.04	0.90	2.21	1.67	4.12
	(a) Diluted earnings (loss) per share (Rs.)	1.16	1.04	0.90	2.21	1.67	4.12



Statement of Assets and Liabilities :

(Rs. In Lakhs)

		Consolidated	
	PARTICULARS	30th September, 2025 (Unaudited)	31st March, 2025 (Audited)
A	ASSETS		
I	Non- Current Assets		
	Property ,Plant and Equipment	7,187.19	6,794.00
	Right to Use Assets	571.52	425.61
	Capital Work in Progress	1,052.73	536.96
	Investment property	1,790.31	1,661.08
	Other Intangible Assets	1,258.59	1,318.08
	Intangible assets under development	1.00	1.00
	Goodwill on Consolidation	1,438.57	1,334.73
	Financial Assets		
	(i) Investments	903.04	11.84
	(ii) Others financial assets	413.91	338.96
	Other non current Assets	195.71	172.05
	Sub Total - Non- Current Assets	14,812.57	12,594.31
II	Current Assets		
	Inventories	7,573.72	7,421.09
	Financial Assets		
	(i) Trade receivables	8,422.29	7,623.63
	(ii) Cash and cash equivalents	2,869.71	1,088.53
	(iii) Bank balances other than (iii) above	477.49	372.86
	(iv) Loans	-	398.01
	(v) Other financial assets	219.50	253.68
	Current Tax Assets (Net)	67.29	64.86
	Other current assets	904.56	1,406.16
	Sub Total - Current Assets	20,534.56	18,628.82
III	Assets classified as held for sale		
	TOTAL ASSETS	35,347.13	31,223.13
B	EQUITY AND LIABILITIES		
I	Equity		
	Equity Share Capital	697.58	697.58
	Other Equity	12,861.09	11,863.57
	Non Controlling Interest	913.68	1,137.81
	Sub Total - Shareholder's fund	14,472.35	13,698.96
II	LIABILITIES		
	Non Current Liabilities		
	Financial Liabilities		
	(i) Borrowing	4,518.56	4,136.49
	(ii) Lease Liabilities	53.48	99.18
	Provisions	56.37	41.05
	Deffered Tax Liabilities (Net)	734.64	746.18
	Sub Total - Non- Current Liabilities	5,363.05	5,022.89
	Current Liabilities		
	Financial Liabilities		
	(i) Borrowings	5,261.47	3,990.69
	(ii) Lease Liabilities	558.24	388.75
	(iii) Trade payables		
	(a) total outstanding dues of micro enterprises and small enterprises	559.35	939.08
	(b) total outstanding dues of creditors other than micro enterprises and small enterprises	6,127.31	4,330.81
	(iv) Other Financial Liabilities	202.88	123.82
	Other Current Liabilities	2,607.20	2,464.87
	Provisions	60.89	97.78
	Current tax liabilities	134.39	165.47
	Sub Total - Current Liabilities	15,511.73	12,501.27
	TOTAL EQUITY AND LIABILITIES	35,347.13	31,223.13



Consolidated Cash Flow Statement :

(Rs. In Lakhs)

	PARTICULARS	Consolidated	
		30th September, 2025 (Unaudited)	30th September, 2024 (Unaudited)
A.	CASH FLOW FROM OPERATING ACTIVITIES:		
	Net Profit before tax & Extraordinary Items/Exceptional Items	1,424.74	787.00
	Adjustment for:		
	Share of profit in associate	(109.66)	-
	Depreciation and amortisation expenses	754.99	620.12
	Interest Expenses	416.03	311.69
	Reclassification of remeasurement of employee benefits	450.11	165.97
	Profit on Sale of Fixed Assets	(3.78)	(90.19)
	Interest Income	(35.57)	(73.31)
	Provision no longer required, written back	-	(5.80)
	Unrealised Foreign Exchange Fluctuation loss	(55.99)	(26.90)
	Unwinding of interest on security deposits	(6.56)	(5.71)
		1,409.55	895.86
	OPERATING PROFIT BEFORE WORKING CAPITAL CHANGES	2,834.30	1,682.86
	ADJUSTMENTS FOR WORKING CAPITAL CHANGES :		
	Other non - current financial assets	(68.39)	(56.12)
	Other non - current assets	(23.66)	77.71
	Inventories	(152.63)	(421.58)
	Trade Receivable	(773.36)	(1,451.98)
	Other financial assets	34.18	52.53
	Other current assets	501.60	(353.46)
	Long - Term Provisions	15.32	(1.16)
	Trade payables	1,417.32	1,592.89
	Other current financial liabilities	79.06	58.46
	Other current liabilities	142.34	144.66
	Short - Term Provisions	(36.89)	39.07
	Non-Controlling Interest	-	(15.30)
		1,134.90	(334.29)
	Cash generated from operations	3,969.19	1,348.57
	Direct Taxes paid	(350.55)	(202.47)
	NET CASH FROM OPERATING ACTIVITIES	3,618.65	1,146.10
B.	CASH FLOW FROM INVESTING ACTIVITIES:		
	Purchase of Property, Plant and Equipment including Capital Work in Progress	(1,645.78)	(3,552.90)
	Investment in Subsidiaries	(891.19)	(349.18)
	Investment in Fixed Deposit	(104.64)	2,079.27
	Interest Received	35.57	73.31
	Loans (given to)/ Received back from other Companies	428.16	(150.00)
	Dividend Received	-	-
		(2,177.88)	(1,899.50)
	NET CASH USED IN INVESTING ACTIVITY	(2,177.88)	(1,899.50)
C.	CASH FLOW FROM FINANCING ACTIVITIES:		
	Net (Decrease)/ Increase in Long Term Borrowings	382.10	1,084.59
	Net (Decrease)/ Increase in Short Term Borrowings	1,270.78	453.23
	Repayment of Lease liabilities	(235.77)	(206.90)
	Dividend Paid	(686.30)	(93.49)
	Interest Expenses	(390.39)	(273.96)
		340.42	963.46
	NET CASH USED IN FINANCING ACTIVITY	340.42	963.46
	NET CHANGES IN CASH & CASH EQUIVALENTS(A+B+C)	1,781.19	210.06



Notes:

1. The Group operates in single primary segment only, i.e. **Automotive Components parts.**
2. The above consolidated results have been reviewed and recommended by the Audit Committee and approved by the Board of Directors in their meetings held on 14th November 2025 as per Regulation 33 of SEBI (Listing Obligations and Disclosure Requirements) Regulations, 2015.
3. These consolidated financial results have been prepared in accordance with the recognition and measurement principles under Ind AS as prescribed under Section 133 of the Companies Act, 2013 read with the relevant rules issued thereunder and the other accounting principles generally accepted in India.
4. The Group has sold residential property situated at Gurgaon and the Gain realised from the sale have been classified as exceptional item in the previous year.
5. The Board meeting held on 9th April, 2025 announced the following:
 - a. Acquisition of 51.01% stake in Astro Motors Private Limited ('Astro') by subscribing for 62,500 new Equity Shares of Rs. 10/- each aggregating to Rs. 10.00 Crore to be issued and allotted on preferential basis and
 - b. Acquired 26,400 Equity Shares of Rs. 10/- each from the existing promoters of the Company, consideration to be paid by issue and allotment of 3,19,994 new Equity Shares of Rs. 2/- each of the Company to be issued on preferential basis at a price of Rs. 132/- (Rupees One Hundred Thirty-Two only) per share. Post-acquisition the Astro Motors Private Limited became subsidiary of the Company
 - c. The Company meeting held on 4th August, 2025 cancel the acquisition of 26,400 Equity Shares of Rs. 10/- each from the existing promoters of the Company in consideration to be paid by issue and allotment of 3,19,994 new Equity Shares of Rs. 2/- each, the Astro remain 'Associate' (holding 35.86% equity shares) of the Company instead of becoming subsidiary. Accordingly, the accounting impact has been given in the consolidated financial results.
6. The group has formed the subsidiary company viz. Remsons Edge Technologies Private Limited having Corporate Identity Number (CIN): U30201MH2025PTC449363 on 28th May, 2025, with a capital ratio of 51:49 respectively, with the Registrar of Companies, Mumbai.
The Company has subscribed 76,500 Equity Shares of Rs. 10/- each of Remsons Edge Technologies Private Limited on 21st July, 2025 as per Capital Ratio of 51:49.
7. Figures for the corresponding periods in the previous year's/ periods' have been regrouped/ rearranged/ reclassified wherever necessary to make them comparable with the figures for the current period.



For REMSONS INDUSTRIES LIMITED

KRISHNA KEJRIWAL
CHAIRMAN & MANAGING DIRECTOR
DIN - 00513788

Place : Mumbai

Dated : 14th November, 2025

Kanu Doshi Associates LLP

Chartered Accountants


Independent Auditor's Review Report on Unaudited Consolidated Quarterly and Year to Date Financial Results of the Company Pursuant to the Regulation 33 of the SEBI (Listing Obligations and Disclosure Requirements) Regulations, 2015 (as amended)

To,

The Board of Directors of REMSONS INDUSTRIES LIMITED ("Company")

1. We have reviewed the accompanying statement of unaudited consolidated financial results of REMSONS INDUSTRIES LIMITED ("the Holding Company"), its subsidiaries (including Step Down Subsidiaries), its Associate and its Joint Ventures (the Holding Company, its subsidiaries, its Associate and its Joint Ventures together referred to as "the Group") for the quarter and half year ended September 30th, 2025 being submitted by the Company pursuant to Regulation 33 of the SEBI (Listing Obligations and Disclosure Requirements) Regulations, 2015 (as amended), including relevant circulars issued by SEBI from time to time.
2. The statement is the responsibility of the Parent's management and has been approved by parent's Board of Directors. Our responsibility is to express a conclusion on the Statement based on our review of the Statement, which has been prepared in accordance with the recognition and measurement principles laid down in the Indian Accounting Standard 34 "Interim Financial Reporting" ("Ind As 34"), specified under Section 133 of the Companies Act, 2013, SEBI Circular CIR/CFD/PAC/62/2016 dated 5 July 2016 (hereinafter referred to as 'the SEBI Circular'), and other accounting principles generally accepted in India.
3. We conducted our review of the statement in accordance with the Standard on Review Engagement (SRE) 2410, 'Review of Interim Financial Information performed by Independent Auditor of the Entity' issued by the Institute of Chartered Accountants of India. This standard requires that we plan and perform the review to obtain moderate assurance as to whether the financial statements are free of material misstatement. A review is limited primarily to inquiries of company personnel and an analytical procedure applied to financial data and thus provides less assurance than an audit. We have not performed an audit and accordingly, we do not express an audit opinion.

We also performed procedures in accordance with the SEBI Circular CIR/CFD/CMD1/44/2019 dated 29 March 2019 issued by the SEBI under Regulation. 33 (8) of the SEBI (Listing Obligations and Disclosure Requirements) Regulations, 2015 (as amended), to the extent applicable.
4. The Statement includes the result of subsidiaries (including step down subsidiaries) and joint ventures as mentioned in Annexure A.




5. Based on our review conducted as above, nothing has come to our attention that causes us to believe that the accompanying statement of unaudited financial results prepared in accordance with applicable Indian Accounting Standards (Ind AS) and other recognized accounting practices and policies has not disclosed the information required to be disclosed in terms of Regulation 33 of the SEBI (Listing Obligations and Disclosure Requirements) Regulations, 2015, as amended, including the manner in which it is to be disclosed, or that it contains any material misstatement.

For Kanu Doshi Associates LLP

Chartered Accountants

Firm Registration No: 104746W/W100096



Kunal Vakharia
Partner

Membership No.: 148916

UDIN: 25148916BMKNTG1525



Place: Mumbai

Date: 14th November, 2025

Annexure A

Sr.No	Name	Relation	Percentage
1	Remsons Holding Limited	Subsidiary	100%
2	Remsons Automotive Limited	Step down Subsidiary	100%
3	Remsons Properties Limited	Step down Subsidiary	100%
4	BEE Lighting Limited	Step down Subsidiary	51%
5	Remsons-Uni Autronics Private Limited	Subsidiary	55%
6	Aircom Remsons Automotive Private Limited	Joint Venture	26%
7	Daiichi Remsons Electronics Private Limited	Joint Venture	50%
8	Astro Motors Private Limited	Associate	35.86%
9	Remsons Edge Technologies Private Limited	Subsidiary	51%



REMSONS

INDUSTRIES LIMITED

CIN : L51900MH1971PLC015141

Regd. Office: 401, 4th Floor, Gladdiola, Hanuman Road Vile Parle (East), Mumbai 400057.

Tel No: 022- 35016400

Email id: corporate@remsons.com, website: www.remsons.com

UNAUDITED STANDALONE FINANCIAL RESULTS FOR THE QUARTER AND HALF YEAR ENDED SEPTEMBER 30, 2025

(Rs in Lakhs) Except EPS

Sr. No.	Particulars	Standalone					
		Quarter Ended			Half Year Ended		Year Ended
		30th Sept 2025 (Unaudited)	30th June 2025 (Unaudited)	30th Sept 2024 (Unaudited)	30th Sept 2025 (Unaudited)	30th Sept 2024 (Unaudited)	31st March 2025 (Audited)
I	Income						
	(a) Revenue from Operations	8,187.59	6,626.98	7,298.49	14,814.57	13,430.86	27,829.48
	(b) Other Income	77.61	148.67	162.26	226.28	234.15	368.56
	Total Income	8,265.20	6,775.65	7,460.75	15,040.85	13,665.01	28,198.04
II	Expenses						
	(a) Cost of Materials Consumed	5,381.67	4,050.40	4,430.20	9,432.08	8,180.22	16,940.71
	(b) Purchase of stock in trade	156.58	114.67	155.18	271.25	282.95	606.49
	(c) Changes in inventories of finished goods, work-in-progress and stock-in-trade	(123.05)	34.54	(8.25)	(88.51)	(28.71)	(8.42)
	(d) Employees Benefit Expenses	1,165.77	1,101.38	1,053.73	2,267.15	2,084.45	4,303.50
	(e) Finance Costs	174.10	163.70	125.87	337.80	233.16	487.87
	(f) Depreciation and Amortisation Expenses	234.65	224.32	230.56	458.97	439.03	906.72
	(g) Other Expenditure	903.78	813.14	972.10	1,716.93	1,753.92	3,549.93
	Total expenses	7,893.50	6,502.15	6,959.39	14,395.67	12,945.02	26,786.80
III	Profit before exceptional items and tax (I-II)	371.70	273.50	501.36	645.18	719.99	1,411.24
IV	Exceptional items (Refer Note No. 4)	-	-	-	-	90.19	90.19
V	Profit/ (Loss) before tax (III-IV)	371.70	273.50	501.36	645.18	810.18	1,501.43
VI	Tax Expense						
	(a) Current tax	98.20	63.60	115.30	161.80	186.30	351.70
	(b) Deferred tax	(2.55)	7.72	21.92	5.17	32.55	41.89
	Total tax expenses	95.65	71.32	137.22	166.97	218.85	393.59
VII	Net Profit/ (Loss) for the period (V-VI)	276.05	202.18	364.14	478.21	591.33	1,107.84
VIII	Other Comprehensive Income						
	(a) i. Items that will not be reclassified to profit or loss	39.96	9.29	1.33	49.26	(447.21)	(420.20)
	ii. Income tax relating to items that will not be reclassified to profit or loss	(10.06)	(2.34)	(0.34)	(12.40)	112.55	105.76
	(b) i. item that will be reclassified to profit or loss	5.72	(13.63)	(4.82)	(7.91)	(5.91)	(0.74)
	ii. Income tax relating to items that will be reclassified to profit or loss	(1.44)	3.43	1.21	1.99	1.49	0.19
	Total other Comprehensive Income (Net of Taxes)	34.18	(3.24)	(2.62)	30.94	(339.08)	(314.99)
IX	Total Comprehensive Income for the period	310.23	198.93	361.52	509.15	252.25	792.85
X	Paid-up equity share capital (Face Value of ₹ 2/-each)	697.58	697.58	697.58	697.58	697.58	697.58
XI	Other Equity						10,556.83
XII	Earnings per equity share						
	(i) Basic earnings (loss) per share (Rs.)	0.79	0.58	1.04	1.37	1.70	3.18
	(ii) Diluted earnings (loss) per share (Rs.)	0.79	0.58	1.04	1.37	1.70	3.18



Standalone Statement of Assets and Liabilities :

(Rs. In Lakhs)

		Standalone	
PARTICULARS		30th September, 2025 (Unaudited)	31st March, 2025 (Audited)
A	ASSETS		
I	Non- Current Assets		
	Property, Plant and Equipment	5,699.30	5,549.26
	Right to Use Assets	196.19	366.16
	Capital Work in Progress	1,003.91	536.96
	Investment property	-	-
	Other Intangible Assets	161.41	219.78
	Intangible assets under development	1.00	1.00
	Financial Assets		
	(i) Investments	5,329.07	4,282.27
	(ii) Others financial assets	383.69	333.38
	Other non current Assets	164.50	168.97
	Sub Total - Non- Current Assets	12,939.07	11,457.78
II	Current Assets		
	Inventories	4,214.41	4,214.48
	Financial Assets		
	(i) Trade receivables	6,313.47	4,871.11
	(ii) Cash and cash equivalents	11.07	11.62
	(iii) Bank balances other than (ii) above	477.49	372.86
	(iv) Loans	702.22	840.81
	(v) Other financial assets	338.43	298.52
	Current Tax Assets (Net)	65.83	63.53
	Other current assets	546.77	357.42
	Sub Total - Current Assets	12,669.69	11,030.35
III	Assets classified as held for sale	-	-
	TOTAL ASSETS	25,608.76	22,488.13
B	EQUITY AND LIABILITIES		
I	Equity		
	Equity Share Capital	697.58	697.58
	Other Equity	10,951.89	10,556.83
	Sub Total - Shareholder's fund	11,649.47	11,254.41
II	LIABILITIES		
	Non Current Liabilities		
	Financial Liabilities		
	(i) Borrowing	2,912.99	2,747.14
	(ii) Lease Liabilities	7.20	45.24
	Provisions	56.37	41.05
	Deferred Tax Liabilities (Net)	113.80	98.23
	Sub Total - Non- Current Liabilities	3,090.36	2,931.65
	Current Liabilities		
	Financial Liabilities		
	(i) Borrowings	5,178.92	3,769.68
	(ii) Lease Liabilities	225.99	374.53
	(iii) Trade payables		
	(a) total outstanding dues of micro enterprises and small enterprises	1,058.68	939.08
	(b) total outstanding dues of creditors other than micro enterprises and small enterprises	3,826.16	2,736.84
	(iv) Other Financial Liabilities	196.18	91.96
	Other Current Liabilities	358.47	316.79
	Provisions	24.52	73.19
	Sub Total - Current Liabilities	10,868.92	8,302.07
	TOTAL EQUITY AND LIABILITIES	25,608.76	22,488.13



Standalone Cash Flow Statement :

(Rs. In Lakhs)

		Standalone	
PARTICULARS		30th September, 2025 (Unaudited)	30th September, 2024 (Unaudited)
A. CASH FLOW FROM OPERATING ACTIVITIES:			
Net Profit before tax & Extraordinary Items/Exceptional Items		645.19	810.18
Adjustment for:			
Depreciation and amortisation expenses		458.97	439.03
Interest Expenses		337.80	233.16
Reclassification of remeasurement of employee benefits		10.10	(30.95)
Profit on Sale of Fixed Assets		(3.78)	(90.19)
Interest Income		(29.41)	(73.31)
Provision no longer required, written back		-	(5.80)
Unrealised Foreign Exchange Fluctuation loss		(55.99)	(50.94)
Unwinding of interest on security deposits		(6.28)	(5.71)
		711.40	415.30
OPERATING PROFIT BEFORE WORKING CAPITAL CHANGES		1,356.59	1,225.48
ADJUSTMENTS FOR WORKING CAPITAL CHANGES :			
Other non - current financial assets		(44.02)	(50.80)
Other non - current assets		(8.03)	46.56
Inventories		0.07	(119.21)
Trade Receivable		(1,417.05)	(1,356.40)
Other financial assets		(34.93)	77.57
Other current assets		(189.36)	(216.60)
Long - Term Provisions		15.32	(1.16)
Trade payables		1,209.47	703.36
Other current financial liabilities		(104.73)	31.45
Other current liabilities		41.68	109.61
Short - Term Provisions		(48.68)	22.79
		(580.25)	(752.82)
Cash generated from operations		776.34	472.66
Direct Taxes paid		(164.10)	(197.44)
NET CASH FROM OPERATING ACTIVITIES		612.24	275.22
B. CASH FLOW FROM INVESTING ACTIVITIES:			
Purchase of Property, Plant and Equipment including Capital Work in Progress		(835.12)	(2,282.21)
Investment in Subsidiary		(1,007.65)	(1,118.30)
Investment in Fixed Deposit		-	2,079.27
Investment in Margin Money Deposit		-	(5.00)
Loans (given to)/Received back from Subsidiary & other Co.		168.74	(269.96)
Interest Received		16.52	44.64
Sale of Property, Plant and Equipment		3.78	26.80
		(1,653.72)	(1,524.76)
NET CASH USED IN INVESTING ACTIVITY		(1,653.72)	(1,524.76)
C. CASH FLOW FROM FINANCING ACTIVITIES:			
Net (Decrease)/ Increase in Long Term Borrowings		165.86	1,170.76
Net (Decrease)/ Increase in Short Term Borrowings		1,409.24	596.18
Repayment of Lease liabilities		(203.72)	(200.97)
Dividend Paid		(9.46)	(93.49)
Interest Expenses		(320.98)	(198.87)
		1,040.93	1,273.62
NET CASH USED IN FINANCING ACTIVITY		1,040.93	1,273.62
NET CHANGES IN CASH & CASH EQUIVALENTS(A+B+C)		(0.55)	24.08



Notes:

1. The Company operates in single primary segment only, i.e. **Automotive Components parts**.
2. The above Standalone results have been reviewed and recommended by the Audit Committee and approved by the Board of Directors in their respective meetings held on 14th November 2025 as per Regulation 33 of SEBI (Listing Obligations and Disclosure Requirements) Regulations, 2015.
3. These standalone financial results have been prepared in accordance with the recognition and measurement principles under Ind AS as prescribed under Section 133 of the Companies Act, 2013 read with the relevant rules issued thereunder and the other accounting principles generally accepted in India.
4. The company has sold residential property situated at Gurgaon and the gains realised from the sale have been classified as exceptional item in the previous year.
5. Figures for the corresponding periods in the previous year's/ periods' have been regrouped/ rearranged/reclassified wherever necessary to make them comparable with the figures for the current period.



For REMSONS INDUSTRIES LIMITED

A handwritten signature in black ink, appearing to read "Krishna Kejriwal".

KRISHNA KEJRIWAL

CHAIRMAN & MANAGING DIRECTOR

DIN - 00513788

Place : Mumbai

Dated : 14th November, 2025

Kanu Doshi Associates LLP

Chartered Accountants

Independent Auditor's Review Report on Unaudited Standalone Quarterly and Year to Date Financial Results of the Company Pursuant to the Regulation 33 of the SEBI (Listing Obligations and Disclosure Requirements) Regulations, 2015 (as amended)

To,


The Board of Directors of REMSONS INDUSTRIES LIMITED ("Company")

1. We have reviewed the accompanying statement of unaudited standalone financial results of REMSONS INDUSTRIES LIMITED ("Company") for the quarter and half year ended September 30th, 2025 being submitted by the Company pursuant to Regulation 33 of the SEBI (Listing Obligations and Disclosure Requirements) Regulations, 2015 (as amended), including relevant circulars issued by SEBI from time to time.
2. The statement is the responsibility of the Company's management and has been approved by Board of Directors. Our responsibility is to express a conclusion on the Statement based on our review of the Statement, which has been prepared in accordance with the recognition and measurement principles laid down in the Indian Accounting Standard 34 "Interim Financial Reporting" ("Ind AS 34"), specified under Section 133 of the Companies Act, 2013, SEBI Circular CIR/CFD/PAC/62/2016 dated 5 July 2016 (hereinafter referred to as 'the SEBI Circular'), and other accounting principles generally accepted in India.
3. We conducted our review of the statement in accordance with the Standard on Review Engagement (SRE) 2410, 'Review of Interim Financial Information performed by Independent Auditor of the Entity' issued by the Institute of Chartered Accountants of India. This standard requires that we plan and perform the review to obtain moderate assurance as to whether the financial statements are free of material misstatement. A review is limited primarily to inquiries of company personnel and an analytical procedure applied to financial data and thus provides less assurance than an audit. We have not performed an audit and accordingly, we do not express an audit opinion.
4. Based on our review conducted as above, nothing has come to our attention that causes us to believe that the accompanying statement of unaudited financial results prepared in accordance with applicable Indian Accounting Standards (Ind AS) and other recognized accounting practices and policies has not disclosed the information required to be disclosed in terms of Regulation 33 of the SEBI (Listing Obligations and Disclosure Requirements) Regulations, 2015, as amended, including the manner in which it is to be disclosed, or that it contains any material misstatement.

For Kanu Doshi Associates LLP

Chartered Accountants

Firm Registration No: 104746W/W100096



Kunal Vakharia
Partner

Membership No.: 148916

UDIN: 25148916BMKNTF4186



Place: Mumbai

Date: 14th November, 2025