

14th November, 2025

To,
BSE Limited
Department of Corporate Services,
Phiroze Jeejeebhoy Towers,
Dalal Street, Fort,
Mumbai-400 001

Scrip Code: 541778

Dear Sir/Ma'am,

Sub.: Outcome of the Board Meeting held on Friday, 14th November, 2025 and submission of Un-Audited Financial Results (Standalone & Consolidated) for the Second Quarter and Half-Year ended on 30th September, 2025.

Pursuant to Regulations 30 of the Securities and Exchange Board of India (Listing Obligations and Disclosure Requirements) Regulations, 2015 ('Listing Regulations'), we hereby inform you that the Board of Directors of Deep Polymers Limited ("the company") at its meeting held today, i.e., on **Friday, 14th November, 2025** has inter alia, discussed, approved and taken on record the following agenda:

1. approved Un-Audited Financial Results (Standalone & Consolidated) of the Company for the Second Quarter and Half Year ended on 30th September 2025; and
2. took on record 'Limited Review Report' thereon issued by M/s. S. N. Shah & Associates, Statutory Auditors of the Company. We would like to State that M/s. S. N. Shah & Associates, Statutory Auditors of the company, have issued 'Limited Review Report' with a modified and qualified opinion on the Statement. The details of the qualification are attached in Annexure-I.

A copy of the approved Un-Audited Financial Results along with the Limited Review Report are enclosed herewith.

The Board Meeting commenced at 12:00 P.M and concluded at 12:30 P.M.

You are requested to kindly take the same on record.

Thanking you,

Yours faithfully,

FOR DEEP POLYMERS LIMITED

RAMESHBHAI PATEL
MANAGING DIRECTOR
DIN: 01718102

DEEP POLYMERS LIMITED

CIN: L25209GJ2005PLC046757

Registered Office: Block No. 727 & 553, Rakanpur (Santej) Taluka: Kalol, District: Gandhinagar - 382721

E-mail id: info@deeppoly.com


website: www.deeppoly.com

Tele: +91-2764-286032

Statement of Standalone Un-Audited Financial Results for the Quarter Ended on September 30, 2025

(Rs. In Lakhs) except per EPS

Sr. No.	Particulars	Quarter Ended			Half Year Ended		Year Ended
		30-Sep-25	30-Jun-25	30-Sep-24	30-Sep-25	30-Sep-24	31-Mar-25
		(Unaudited)	(Unaudited)	(Unaudited)	(Unaudited)	(Unaudited)	(Audited)
I	Revenue from operations	2,575.01	2,540.01	2,494.97	5,115.02	5,263.25	9,817.16
II	Other Income	67.34	98.29	81.08	165.63	139.81	274.12
III	Total Income	2,642.35	2,638.30	2,576.04	5,280.66	5,403.07	10,091.28
IV	Expenses						
	Cost of Material Consumed	1,841.10	1,727.18	1,916.60	3,568.29	3,822.87	7,076.61
	Changes in inventories of finished good, Stock-in-Trade and Work in progress	(9.11)	100.97	(86.03)	91.86	57.78	54.08
	Employee Benefit Expenses	158.15	148.14	147.89	306.29	290.01	624.33
	Finance Cost	76.89	17.54	16.91	94.43	37.56	203.13
	Depreciation and Amortization Expense	166.26	165.28	150.43	331.54	291.78	649.48
	Power and Fuel	1.79	33.02	38.61	34.82	46.07	110.67
	Other Expenses	173.43	250.79	118.53	424.21	359.02	592.34
	Total Expenses	2,408.51	2,442.93	2,302.95	4,851.44	4,905.10	9,310.64
V	Profit/(Loss) before exceptional and Extraordinary Items and tax	233.85	195.37	273.09	429.22	497.97	780.64
VI	Exceptional Items	-	-	-	-	-	-
VII	Extraordinary Items	-	-	-	-	-	-
VIII	Profit/(Loss) before tax	233.85	195.37	273.09	429.22	497.97	780.64
IX	Tax Expense						
	(A) Current Tax	(62.61)	(90.92)	(66.43)	(153.53)	(140.25)	(218.74)
	(B) Deferred Tax	3.35	39.74	(19.10)	43.09	(17.82)	(44.56)
	(C) MAT Credit	-	-	-	-	-	-
X	Profit/(Loss) for the period from continuing Operations	174.59	144.19	187.56	318.78	339.89	517.33
	Profit/(Loss) from Discontinuing Operations	-	-	-	-	-	-
	Tax Expenses of Discontinuing Operations	-	-	-	-	-	-
XI	Profit/(Loss) from Discontinuing Operations after Tax	-	-	-	-	-	-
XII	Profit/(Loss) for the period	174.59	144.19	187.56	318.78	339.89	517.33
XIII	Other Comprehensive Income						
	(A) (i) Items that will not be reclassified to profit and loss	-	-	-	-	-	(7.94)
	(ii) Income tax relating to items that will not be reclassified to profit or loss	-	-	-	-	-	2.00
	(B) (i) Items that will be reclassified to profit and loss	-	-	-	-	-	-
	(ii) Income tax relating to items that will be reclassified to profit or loss	-	-	-	-	-	-
XV	Total Comprehensive Income for the period	-	-	-	-	-	(5.94)
XVI	Total Income Comprising Profit for the Period (After tax) and Other Comprehensive Income	174.59	144.19	187.56	318.78	339.89	511.39
XVII	Details of Equity Share Capital						
	Paid up Equity Share Capital (Face Value of Rs. 10/- per share) (No. in Lacs)	2,418.00	2,418.00	2,418.00	2,418.00	2,418.00	2,418.00
	Face Value of Equity Share Capital (Per Share)	Rs. 10/-	Rs. 10/-	Rs. 10/-	Rs. 10/-	Rs. 10/-	Rs. 10/-
XVIII	Other Equity Excluding Revaluation Reserve						6,335.79
XIV	Earning Per Share						
(a)	Earning Per Share Continuing Operation						
	(a) Basic earning per share	0.72	0.60	0.78	1.32	1.41	2.11
	(B)Diluted earing per share	0.72	0.60	0.78	1.32	1.41	2.11
(b)	Earning Per Share Discontinuing Operation						
	(a) Basic earning per share	-	-	-	-	-	-
	(B)Diluted earing per share	-	-	-	-	-	-
(c)	Earning Per Share						
	(a) Basic earning per share	0.72	0.60	0.78	1.32	1.41	2.11
	(B)Diluted earing per share	0.72	0.60	0.78	1.32	1.41	2.11

Notes:	
1	The above unaudited financial results have been reviewed by the Audit Committee and were thereafter approved by the Board of Directors of the Company at their meeting held on November 14, 2025.
2	The above results has been prepared in accordance with Indian Accounting Standards ("IND AS") notified under Section 133 of the Companies Act, 2013 read together with Companies (Indian Accounting Standards) Rules, 2015 and in accordance with the guidelines issued by the Securities and Exchange Board of India ("SEBI").
3	Ind AS 108 establishes standards for the way that public business enterprises report information about operating segments and related disclosures about geographic areas. The company's operations predominantly relate to enhance business performance. Based on the "Management Approach" as defined in Ind AS 108, the Chief Operating Decision Maker (CODM) evaluates the company's performance and allocates resources based on an analysis of various performance indicators by geographic segments. Accordingly, information has been presented on geographic segments. The accounting principles used in the preparation of the financial statements are consistently applied to record revenue and expenditure in individual segments.
4	The figures for the quarter ended 30th September, 2025 are the balancing figures between the unaudited figures in respect of the half financial year ending on 30th September and the published figures for the quarter ended on 30th June, 2025 (unaudited) which were subjected to limited review by statutory auditors.
5	Tax expenses include current tax and deferred tax.
6	Cash Flow Statement has been prepared under the "Indirect Method" as set out in Ind AS - 7 "Statements of Cash Flow".
7	The figures for the previous periods have been regrouped / reclassified wherever necessary to confirm with the current period's classification.
8	All figures are in lakhs except earning per share. Figures in () denote negative/decrease.
<div style="display: flex; justify-content: space-between; align-items: flex-end;"> <div> <p>PLACE : GANDHINAGAR DATE: NOVEMBER 14, 2025</p> </div> <div style="text-align: right;"> <p>BY ORDER OF BOARD OF DIRECTORS FOR, DEEP POLYMERS LIMITED Deep Polymers Ltd.  Managing Director RAM MOHAN MANAGING DIRECTOR DIN: 01718102</p> </div> </div>	

DEEP POLYMERS LIMITED

CIN: L25209GJ2005PLC046757

Registered Office: Block No. 727 & 553, Rakanpur (Santej) Taluka: Kalol, District: Gandhinagar - 382721

E-mail id: info@deepoly.com

website: www.deepoly.com

Tele: +91-2764-286032


Un-audited Statement of Assets And Liabilities for the Half Year Ended On 30/09/2025

(Rs. In Lakhs)

Sr. No.	Particulars	As at 30/09/2025	As at 31/03/2025
		Unaudited	Audited
	Assets		
1	Non-Current Assets		
	a) Property, plant and equipment	4,014.18	4,249.53
	b) Capital Work-in-Progress	1,730.14	1,468.17
	c) Investment Property	679.87	683.47
	d) Other Intangible Assets	2.13	2.36
	e) Financial assets		
	Investments	9.90	9.90
	Other Financial assets	2,115.79	2,114.62
	f) Other Non-Current Assets	8.90	61.12
	g) Deferred Tax Assets (net)	98.04	54.95
2	Current Assets		
	a) Inventories	2,396.78	2,118.68
	b) Financial Assets		
	- Trade Receivable	2,709.26	2,360.98
	- Cash and Cash Equivalents	120.26	3.22
	- Loans and Advances	28.22	7.16
	c) Other Current Assets	106.59	228.23
	TOTAL	14,020.06	13,362.39
	EQUITY AND LIABILITIES		
1	EQUITY		
	a) Equity Share Capital	2,418.00	2,418.00
	b) Other Equity	6,652.57	6,335.79
	NON-CURRENT LIABILITIES		
	a) Financial Liabilities		
	- Borrowings	3,091.75	2,971.50
	- Other Financial Liabilities	10.72	10.72
2	Current Liabilities		
	a) Financial Liabilities		
	- Borrowings	235.51	416.23
	- Trade Payables	1,347.93	728.49
	- Other Financial Liabilities	34.94	12.02
	b) Other Current Liabilities	115.83	402.13
	c) Current Provisions	66.18	61.92
	d) Current tax liabilities (net)	46.64	5.59
	TOTAL	14,020.06	13,362.39

BY ORDER OF BOARD OF DIRECTORS
FOR, DEEP POLYMERS LIMITED

Deep Polymers Ltd.



Managing Director

RAMESHBHAI PATEL

CHAIRMAN AND MANAGING DIRECTOR

DIN: 01718102

PLACE : GANDHINAGAR

DATE: NOVEMBER 14, 2025

DEEP POLYMERS LIMITED

CIN: L25209GJ2005PLC046757

Registered Office: Block No. 727 & 553, Rakanpur (Santej) Taluka: Kalol, District: Gandhinagar - 382721

E-mail id: info@deeppoly.com

website: www.deeppoly.com

Tele: +91-2764-286032

Un-audited Statement of Cashflows for the Quarter and Half Year ended on 30/09/2025

(Rs. In Lakhs)

PARTICULARS	Half Year Ended September 30, 2025 Rs. (Un-Audited)	Year Ended September 30, 2024 Rs. (Un-Audited)
Cash flow from operating activities:		
Net profit before tax as per statement of profit and loss	429.22	497.97
Adjusted for:		
Depreciation & amortization	331.54	291.78
Finance costs	93.89	37.72
(Profit) / Loss on sale of property, plant & equipment	-	1.26
Provision for Doubtful Debts	150.00	62.78
Excess/Less provision of Income tax	(2.02)	0.12
Rent Income	(33.42)	(14.13)
Interest Received	(67.36)	(58.49)
Foreign Exchange Gain/(Loss)(Net)	-	(10.92)
Operating cash flow before working capital changes	901.85	808.10
Adjusted for:		
(Increase) / Decrease in Inventories	(278.10)	145.81
Increase/ (decrease) in trade receivable	(498.28)	130.02
(Increase) / Decrease in Non-Current Financial Assets - Loans	(1.17)	(1.49)
(Increase) / Decrease Non-Current Assets	52.22	(432.31)
Increase /(Decrease) in Current Loans & Advances and Other Current Assets	100.58	(94.10)
Increase /(Decrease) Other current Financial Liabilities	22.92	6.48
Increase / (Decrease) in Other Current liabilities	(286.30)	5.10
Increase/ (decrease) in Current Provisions	4.26	(10.42)
Increase/ (decrease) in Current Tax Liability	(12.47)	(15.62)
Increase/ (decrease) in trade Payable	619.44	(210.68)
Cash generated from / (used in) operations	624.94	330.88
Income taxes paid	(100.00)	(100.00)
Net cash generated from/ (used in) operating activities [A]	524.94	230.88
Cash flow from investing activities:		
Interest income	67.36	58.49
Rent Income	33.42	14.13
Purchase of Property, Plant & Equipment and Capital WIP	(354.33)	(556.56)
Change in Non-Current other financial liabilities	-	9.42
Net cash flow from/(used) in investing activities [B]	(253.55)	(474.52)
Cash flow from financing activities:		
Increase in / Repayment of Long-Term Borrowings	120.26	(261.30)
Proceeds/(Repayment) Of Current Borrowings	(180.72)	-
Interest & finance costs	(93.89)	(37.72)
Net cash flow from/(used in) financing activities [C]	(154.35)	(299.02)
Net increase/(decrease) in cash & cash equivalents [A+B+C]	117.04	(542.66)
Cash & cash equivalents as at beginning of the period	3.22	602.06
Cash & cash equivalents as at end of the period	120.26	59.40

BY ORDER OF BOARD OF DIRECTORS
FOR, DEEP POLYMERS LIMITED

Deep Polymers Ltd.



Managing Director
RAMESHBHAI PATEL

CHAIRMAN AND MANAGING DIRECTOR

DIN: 01718102

PLACE : GANDHINAGAR
DATE: NOVEMBER 14, 2025

DEEP POLYMERS LIMITED

CIN: L25209GJ2005PLC046757

Registered Office: Block No. 727 & 553, Rakanpur (Santej) Taluka: Kalol, District: Gandhinagar - 382721

E-mail id: info@deeppoly.com

website: www.deeppoly.com

Tele: +91-2764-286032

Un-audited Segment wise Revenue, Results, Assets and Liabilities

(Rs. in Lakhs)

Sr. No.	Particulars	Quarter Ended			Half Year Ended		Year Ended
		30-Sep-25	30-Jun-25	30-Sep-24	30-Sep-25	30-Sep-24	31-Mar-25
		(Unaudited)	(Unaudited)	(Unaudited)	(Unaudited)	(Unaudited)	(Audited)
1	Segment Revenue						
	(a) Rakanpur	1,895.00	2,070.23	1,969.23	3,965.23	4,156.10	7,775.18
	(b) Santej	480.11	317.31	294.98	797.42	650.68	1,175.73
	(c) Hajipur	267.24	250.77	312.19	518.01	596.29	1,140.38
	(d) Unallocated	-	-	(0.35)	-	-	-
	Total						
	Less: Inter Segment Revenue	-	-	-	-	-	-
	Revenue from Operations	2,642.35	2,638.30	2,576.04	5,280.66	5,403.07	10,091.28
2	Segment Results						
	Profit / (loss) before finance costs, exceptional items and tax						
	(a) Rakanpur	267.01	249.35	244.00	516.36	501.01	1,080.65
	(b) Santej	158.21	79.53	68.98	237.73	123.08	262.34
	(c) Hajipur	(62.17)	(78.97)	(22.63)	(141.14)	(88.29)	(214.46)
	(d) Unallocated	-	-	(0.35)	-	(0.26)	-
	Total	363.04	249.91	290.00	612.95	535.53	1,128.53
	Less:						
	(i) Finance Costs	76.89	17.54	16.91	94.43	37.56	203.13
	(ii) Other Unallocable Expense	52.30	37.00	-	89.30		144.76
	(iii) Unallocable Income	-	-	-			-
	Profit / (loss) before tax	233.85	195.37	273.09	429.22	497.97	780.63
	Income Tax Expenses						
	(i) Current Tax	62.61	90.92	66.43	153.53	140.25	218.74
	(ii) Deferred Tax	(3.35)	(39.74)	19.10	(43.09)	17.82	44.56
	(iii) Tax of Earlier Year	-	-	-			-
	Profit after Tax (including share of Profit/(Loss) of Associates)	174.60	144.19	187.56	318.79	339.89	517.33
3	Segment Assets						
	(a) Rakanpur	9,819.60	10,108.97	11,195.46	9819.60	11,195.46	9,169.65
	(b) Santej	731.80	616.06	1,882.64	731.80	1,882.64	635.55
	(c) Hajipur	3,468.67	3,389.91	(66.76)	3,468.67	(66.76)	3,490.11
	(d) Unallocated	-	-	-	-	-	67.10
	Total Assets.....	14,020.07	14,114.95	13,011.34	14,020.07	13,011.34	13,362.40
4	Segment Liabilities						
	(a) Rakanpur	4,084.34	4,509.06	3,573.39	4,084.34	3,573.39	3,926.81
	(b) Santej	666.02	630.95	644.54	666.02	644.54	594.33
	(c) Hajipur	199.13	76.97	211.10	199.13	211.10	71.15
	(d) Unallocated	-	-	-	-	-	16.31
	Total Liabilities.....	4,949.49	5,216.98	4,429.03	4,949.49	4,429.03	4,608.59

BY ORDER OF BOARD OF DIRECTORS
FOR, DEEP POLYMERS LIMITED

Deep Polymers Ltd.



RAMESHBHAI PATEL
MANAGING DIRECTOR

Managing Director

DIN: 01718102

PLACE : GANDHINAGAR
DATE: NOVEMBER 14, 2025

Independent Auditor's Review Report on Quarterly Unaudited Standalone Financial Results of the Company Pursuant to the Regulation 33 of the SEBI (Listing Obligations and Disclosure Requirements) Regulations, 2015 (as amended)

**Review Report to,
The Board of Directors of,
Deep Polymers Limited**

1. We have reviewed the accompanying Statement of Unaudited Financial Results of Deep Polymers Limited ("the Company"), for the quarter ended on 30th September, 2025 ("the Statement") attached herewith, being submitted by the company pursuant to the requirement of Regulation 33 of the SEBI (Listing Obligations and Disclosure Requirements) Regulations, 2015 (as amended), including relevant circulars issued by the SEBI from time to time.
2. This Statement is the responsibility of the Company's Management and is approved by the Board of Directors, has been prepared in accordance with the recognition and measurement principles laid down in Indian Accounting Standard 34, Interim Financial Reporting ('Ind AS 34'), prescribed under Section 133 of the Companies Act, 2013 ('the Act'), as amended, read with relevant rules issued thereunder, SEBI Circular CIR/CFD/FAC/62/2016 dated 5 July 2016, (hereinafter referred to as 'the SEBI Circular'), and other accounting principles generally accepted in India. Our responsibility is to express a conclusion on the Statement based on our review.
3. We conducted our review of the Statement in accordance with the Standard on Review Engagements (SRE) 2410, "Review of Interim Financial Information Performed by the Independent Auditor of the Entity" issued by the Institute of Chartered Accountants of India (the ICAI). This standard requires that we plan and perform the review to obtain moderate assurance as to whether the Statement is free of material misstatement. A review is limited primarily to inquiries of company personnel and analytical

procedures applied to financial data and thus provides less assurance than an audit. A review is substantially less in scope than an audit conducted in accordance with the Standards on Auditing specified under section 143(10) of the Act, and consequently, does not enable us to obtain assurance that we would become aware of all significant matters that might be identified in an audit. Accordingly, we do not express an audit opinion.

4. We draw attention to The Current Financial Assets: Trade Receivables reported in the financial results include trade receivable of Rs. 166.72 Lacs outstanding in respect of which the company has initiated legal procedure for recovery. The company has considered these outstanding trade receivables as good for recovery at the value at which they have been stated in the financial statement. In our opinion, the necessary provision for doubtful debts should have been made by the company. Non-provision of such doubtful debts of Rs. 166.72 Lacs has resulted in an overstatement of profit and an overstatement of the outstanding balance of current trade receivables and shareholder's fund by Rs. 166.72 Lacs.
5. The monetary items denominated in foreign currencies outstanding as at the end of the reporting period, have not been restated by the company at the exchange rates prevailing as at the end of the reporting period in accordance with Ind-AS-21 "The Effects of Changes in Foreign Exchange Rates. Non-restatement of foreign currencies denominated financial items have resulted into overstatement/understatement of respective foreign currency denominated financial items as at the end of the reporting period and consequent profits for the period and accumulated balances of profits as at the end of the reporting period.
6. Based on our review conducted as above, nothing has come to our attention that causes us to believe that the accompanying Statement of Unaudited Financial Results, prepared in accordance with the recognition and measurement principles laid down in the applicable Indian Accounting Standards (Ind-AS) specified under section 133 of the Companies Act, 2013, read with applicable rules issued thereunder and other



recognized accounting practices and policies has not disclosed the information required to be disclosed in terms of regulation 33 of the SEBI (Listing Obligations and Disclosure Requirements) Regulations, 2015 read with circular No. CIR/CFD/FAC/62/2016 dated July 05, 2016 including the manner in which it is to be disclosed, or that it contains any material misstatement.

**For S N Shah & Associates,
Chartered Accountants,
FRN.: 109782W**








**CA Dhruv Patel
Partner
M. No.: 600113
Date: November 14, 2025
Place: Ahmedabad
UDIN: 25600113BMORBW9354**

ANNEXURE I

Statement on Impact of Audit Qualifications - Standalone

(Amount Rs. in Lakhs)

Statement on Impact of Audit Qualifications for the quarter ended September 30, 2025				
[See Regulation 33 / 52 of the SEBI (LODR) (Amendment) Regulations, 2016]				
I.	Sl. No.	Particulars	Audited Figures (as reported before adjusting for qualifications)	Adjusted Figures (audited figures after adjusting for qualifications)
	1.	Turnover / Total income	2,642.35	2,642.35
	2.	Total Expenditure	2,467.77	2,634.49
	3.	Net Profit/(Loss)	174.59	7.86
	4.	Earnings Per Share	0.72	0.03
	5.	Total Assets	14,020.06	13853.34
	6.	Total Liabilities	14,020.06	13853.34
	7.	Net Worth	9,070.57	8903.85
	8.	Any other financial item(s) (as felt appropriate by the management)	-	-
II.	<u>Audit Qualification (each audit qualification separately):</u> <p>a. List of Qualification:</p> <ol style="list-style-type: none"> 1. The Current Financial Assets: Trade Receivables reported in the financial results include trade receivable of Rs. 166.72 Lacs outstanding in respect of which the company has initiated legal procedure for recovery. The company has considered these outstanding trade receivables as good for recovery at the value at which they have been stated in the financial results. In our opinion, the necessary provision for doubtful debts should have been made by the company. Non-provision of such doubtful debts of Rs. 166.72 Lacs has resulted in an overstatement of profit and an overstatement of the outstanding balance of current trade receivables and shareholder's fund by Rs. 166.72 Lacs. 2. The monetary items denominated in foreign currencies outstanding as at the end of the reporting period, have not been restated by the company at the exchange rates prevailing as at the end of the reporting period in accordance with Ind-AS-21 "The Effects of Changes in Foreign Exchange Rates. Non-restatement of foreign currencies denominated financial items have resulted into overstatement/understatement of respective foreign currency denominated financial items as at the end of the financial year and consequent profits for the year and accumulated balances of profits as at the end of the financial year. <p>b. Type of Audit Qualification: Qualified Opinion</p> <p>c. Frequency of qualification: 3rd time</p>			

	<p>d. For Audit Qualification(s) where the impact is quantified by the auditor, Management's Views: The company has taken appropriate measures for recovery from respective parties and taken legal recourse. However, no amount could be recovered from the party. Considering the efforts made for recovery and legal action taken the management is hopeful of recovery in coming financial year. However, if it becomes reasonably certain that it is not possible to recover from the parties then management will consider to make appropriate provision for doubtful debt or may write off as bed debts.</p> <p>e. For Audit Qualification(s) where the impact is not quantified by the auditor: Not Applicable</p> <p>(i) Management's estimation on the impact of audit qualification: Unable to estimate</p> <p>(ii) If management is unable to estimate the impact, reasons for the same: The net effect of restatement of foreign currency denominated assets and liabilities as at the end of the year was not material enough to have a significant effect on profitability for the year and net worth of the company as at the end of the year. And hence management deemed it appropriate not to restate outstanding balance of foreign currency denominated assets and liabilities. However, the management has considered non-compliance and will take appropriate action in the coming year to restate foreign currency denominated assets and liabilities in compliance with Ind-AS-21</p> <p>(iii) Auditors' Comments on (i) or (ii) above: Though management has not restated foreign currency denominated assets and liabilities in compliance with Ind-AS-21 on the assumption of material effect on profitability and net worth in our opinion. The Foreign currency denominated assets and liabilities should have been restated.</p>
II.	<p><u>Signatories:</u></p> <ul style="list-style-type: none"> • CEO/Managing Director  • CFO  • Audit Committee Chairman • Statutory Auditor  <div style="text-align: right;">   </div> <p>Place: Ahmedabad Date: 14-11-2025</p>

DEEP POLYMERS LIMITED

CIN: L25209GJ2005PLC046757

Registered Office: Block No. 727 & 553, Rakanpur (Santej) Taluka: Kalol, District: Gandhinagar - 382721

E-mail id: info@deeppoly.com


website: www.deeppoly.com

Tele: +91-2764-286032

Statement of Consolidated Un-Audited Financial Results for the Quarter Ended on September 30, 2025

(Rs. In Lakhs) except per EPS

Sr. No.	Particulars	Quarter Ended			Half Year Ended		Year Ended
		30-Sep-25	30-Jun-25	30-Sep-24	30-Sep-25	30-Sep-24	31-Mar-25
		(Unaudited)	(Unaudited)	(Unaudited)	(Unaudited)	(Unaudited)	(Audited)
I	Revenue from operations	2,575.01	2,540.01	2,494.97	5,115.02	5,263.25	9,817.16
II	Other Income	67.34	98.29	81.08	165.63	139.81	274.12
III	Total Income	2,642.35	2,638.30	2,576.04	5,280.66	5,403.07	10,091.28
IV	Expenses						
	Cost of Material Consumed	1,841.10	1,727.18	1,916.60	3,568.29	3,822.87	7,076.61
	Changes in inventories of finished good, Stock-in-Trade and Work in progress	(9.11)	100.97	(86.03)	91.86	57.78	54.08
	Employee Benefit Expenses	158.15	148.14	147.89	306.29	290.01	624.33
	Finance Cost	76.89	17.54	16.91	94.43	37.56	203.13
	Depreciation and Amortization Expense	166.26	165.28	150.43	331.54	291.78	649.48
	Power and Fuel	1.79	33.02	38.61	34.82	46.07	110.67
	Other Expenses	173.43	250.79	118.53	424.21	359.02	592.34
	Total Expenses	2,408.50	2,442.93	2,302.95	4,851.44	4,905.10	9,310.64
V	Profit Before Share of Profit/(Loss) of Associates, Exceptional Item and Tax	233.85	195.37	273.09	429.22	497.97	780.64
	Share of Profit of associates and joint venture accounted for using Equity Method	2.35	0.99	0.74	3.34	1.78	2.59
VI	Profit Before Exceptional Item and Tax	236.20	196.36	273.83	432.56	499.74	783.23
	Exceptional Items	-	-	-	-	-	-
VII	Profit/(Loss) before tax	236.20	196.36	273.83	432.56	499.74	783.23
VIII	Tax Expense						
	(A) Current Tax	(62.61)	(90.92)	(66.43)	(153.53)	(140.25)	(218.74)
	(B) Deferred Tax	3.35	39.74	(19.10)	43.09	(17.82)	(44.56)
	(C) MAT Credit	-	-	-	-	-	-
IX	Profit/(Loss) for the period from continuing Operations	176.94	145.18	188.29	322.12	341.67	519.92
	Profit/(Loss) from Discontinuing Operations	-	-	-	-	-	-
	Tax Expenses of Discontinuing Operations	-	-	-	-	-	-
X	Profit/(Loss) from Discontinuing Operations after Tax	-	-	-	-	-	-
XI	Profit/(Loss) for the period	176.94	145.18	188.29	322.12	341.67	519.92
XII	Other Comprehensive Income						
	(A) (i) Items that will not be reclassified to profit and loss	-	-	-	-	-	(7.94)
	(ii) Income tax relating to items that will not be reclassified to profit or loss	-	-	-	-	-	2.00
	(B) (i) Items that will be reclassified to profit and loss	-	-	-	-	-	-
	(ii) Income tax relating to items that will be reclassified to profit or loss	-	-	-	-	-	-
XIV	Total Comprehensive Income for the period	176.94	145.18	188.29	322.12	341.67	513.98
XV	Details of Equity Share Capital						
	Paid up Equity Share Capital (Face Value of Rs. 10/- per share) (No. in Lacs)	2,418.00	2,418.00	2,418.00	2,418.00	2,418.00	2,418.00
	Face Value of Equity Share Capital (Per Share)	Rs. 10/-	Rs. 10/-	Rs. 10/-	Rs. 10/-	Rs. 10/-	Rs. 10/-
XVI	Other Equity Excluding Revaluation Reserve						6,623.82
XVII	Earning Per Share						
(a)	Earning Per Share Continuing Operation						
	(a) Basic earning per share	0.73	0.60	0.78	1.33	1.41	2.13
	(B)Diluted earing per share	0.73	0.60	0.78	1.33	1.41	2.13
(b)	Earning Per Share Discontinuing Operation						
	(a) Basic earning per share	-	-	-	-	-	-
	(B)Diluted earing per share	-	-	-	-	-	-
(c)	Earning Per Share						
	(a) Basic earning per share	0.73	0.60	0.78	1.33	1.41	2.13
	(B)Diluted earing per share	0.73	0.60	0.78	1.33	1.41	2.13

Notes:	
1	The above unaudited consolidated financial results have been reviewed by the Audit Committee and were thereafter approved by the Board of Directors of the Company at their meeting held on November 14, 2025.
2	The above results has been prepared in accordance with Indian Accounting Standards ("IND AS") notified under Section 133 of the Companies Act, 2013 read together with Companies (Indian Accounting Standards) Rules, 2015 and in accordance with the guidelines issued by the Securities and Exchange Board of India ("SEBI").
3	Ind AS 108 establishes standards for the way that public business enterprises report information about operating segments and related disclosures about geographic areas. The company's operations predominantly relate to enhance business performance. Based on the "Management Approach" as defined in Ind AS 108, the Chief Operating Decision Maker (CODM) evaluates the company's performance and allocates resources based on an analysis of various performance indicators by geographic segments. Accordingly, information has been presented on geographic segments. The accounting principles used in the preparation of the financial statements are consistently applied to record revenue and expenditure in individual segments.
4	The figures for the quarter ended 30th September, 2025 are the balancing figures between the unaudited figures in respect of the half financial year ending on 30th September and the published figures for the quarter ended on 30th June, 2025 (unaudited) which were subjected to limited review by statutory auditors.
5	Tax expenses include current tax and deferred tax.
6	Cash Flow Statement has been prepared under the "Indirect Method" as set out in Ind AS - 7 "Statements of Cash Flow".
7	The figures for the previous periods have been regrouped / reclassified wherever necessary to confirm with the current period's classification.
8	All figures are in lakhs except earning per share. Figures in () denote negative/decrease.
<div style="display: flex; justify-content: space-between; align-items: flex-end;"> <div> <p>PLACE : GANDHINAGAR</p> <p>DATE: NOVEMBER 14, 2025</p> </div> <div style="text-align: right;"> <p>BY ORDER OF BOARD OF DIRECTORS FOR, DEEP POLYMERS LIMITED</p> <p>Deep Polymers Ltd.</p>  <p>Managing Director</p> <p>RAMESH CHANDRA PATEL MANAGING DIRECTOR DIN: 01718102</p> </div> </div>	

DEEP POLYMERS LIMITED

CIN: L25209GJ2005PLC046757

Registered Office: Block No. 727 & 553, Rakanpur (Santej) Taluka: Kalol, District: Gandhinagar - 382721

E-mail id: info@deeppoly.com

website: www.deeppoly.com

Tele: +91-2764-286032

(Rs. In Lakhs)

Un-audited Statement of Consolidated Assets And Liabilities for the Half Year Ended On 30/09/2025

Sr. No.	Particulars	As at 30-09-2025	As at 31-03-2025
		Unaudited	Audited
	Assets		
1	Non-Current Assets		
	a) Property, plant and equipment	4,014.18	4,249.53
	b) Capital Work-in-Progress	1,730.14	1,468.17
	c) Investment Property	679.87	683.47
	d) Other Intangible Assets	2.13	2.36
	e) Financial assets		
	Investment	301.27	297.93
	Other financial assets	2,115.79	2,114.62
	f) Other non-current assets	8.90	61.12
	g) Deferred Tax Assets (net)	98.04	54.95
2	Current Assests		
	a) Inventories	2,396.78	2,118.68
	b) Financial Assets		
	- Trade Receivable	2,709.26	2,360.98
	- Cash And Cash Equivalents	120.26	3.22
	- Loans and Advances	28.22	7.16
	c) Other Current Assets	106.59	228.23
	TOTAL	14,311.43	13,650.42
	EQUITY AND LIABILITIES		
1	EQUITY		
	a) Equity Share Capital	2,418.00	2,418.00
	b) Other Equity	6,943.94	6,623.82
	NON-CURRENT LIABILITIES		
	a) Financial Liabilities		
	- Borrowings	3,091.75	2,971.50
	- Other Financial Liabilities	10.72	10.72
2	Current Liabilities		
	a) Financial Liabilities		
	- Borrowings	235.51	416.23
	- Trade Payables	1,347.93	728.49
	- Other Financial Liabilities	34.94	12.02
	b) Other Current Liabilities	115.83	402.13
	c) Current Provisions	66.18	61.92
	d) Income tax liabilities (net)	46.64	5.59
	TOTAL	14,311.43	13,650.42

BY ORDER OF BOARD OF DIRECTORS
FOR, DEEP POLYMERS LIMITED

Deep Polymers Ltd.

RAMESH BHA
MANAGING DIRECTOR

DIN: 01718102

PLACE : GANDHINAGAR

DATE: NOVEMBER 14, 2025

DEEP POLYMERS LIMITED

CIN: L25209GJ2005PLC046757

Registered Office: Block No. 727 & 553, Rakanpur (Santej) Taluka: Kalol, District: Gandhinagar - 382721

E-mail id: info@deeppoly.com

website: www.deeppoly.com

Tele: +91-2764-286032

Statement of Consolidated Cashflows for the Quarter and Half Year ended on 30/09/2025

(Rs. In Lakhs)

PARTICULARS	Half Year Ended September 30, 2025 Rs. (Un-Audited)	Half Year Ended September 30, 2024 Rs. (Un-Audited)
Cash flow from operating activities:		
Net profit before tax as per statement of profit and loss	429.22	497.97
Adjusted for:		
Depreciation & amortization	331.54	291.78
Finance costs	93.89	37.72
(Profit) / Loss on sale of property, plant & equipment	-	1.26
Rent Income	(33.42)	(14.13)
Interest Received	(67.36)	58.49
Excess/Less provision of Income tax	(2.02)	0.12
Provision for Doubtful Debts	150.00	62.78
Foreign Exchange Gain/(Loss)(Net)	-	(10.92)
Operating cash flow before working capital changes	901.85	925.08
Adjusted for:		
(Increase) / Decrease in Inventories	(278.10)	145.81
Increase/ (decrease) in trade receivable	(498.28)	130.02
(Increase) / Decrease in Non-Current Financial Assets - Loans	(1.17)	(1.49)
(Increase) / Decrease Non-Current Assets	52.22	(432.31)
Increase / (Decrease) in Current Loans & Advances and Other Current Assets	100.58	(94.10)
Increase / (Decrease) Other current Financial Liabilities	22.92	6.48
Increase / (Decrease) in Other Current liabilities	(286.30)	5.10
Increase/ (decrease) in Current Provisions	4.26	(10.42)
Increase/ (decrease) in Current Tax Liability	(12.47)	(15.62)
Increase/ (decrease) in trade Payable	619.44	(210.68)
Cash generated from / (used in) operations	624.94	447.87
Income taxes paid	(100.00)	(100.00)
Net cash generated from/ (used in) operating activities [A]	524.94	347.87
Cash flow from investing activities:		
Interest income	67.36	(58.49)
Rent Income	33.42	14.13
Purchase of Property, Plant & Equipment and Capital WIP	(354.33)	(556.56)
Change in Non-Current other financial liabilities	-	9.42
Net cash flow from/(used) in investing activities [B]	(253.55)	(591.50)
Cash flow from financing activities:		
Increase in / Repayment of Long-Term Borrowings	120.26	(261.30)
Proceeds/(Repayment) Of Current Borrowings	(180.72)	-
Interest & finance costs	(93.89)	(37.72)
Net cash flow from/(used in) financing activities [C]	(154.35)	(299.02)
Net increase/(decrease) in cash & cash equivalents [A+B+C]	117.04	(542.66)
Cash & cash equivalents as at beginning of the period	3.22	602.07
Cash & cash equivalents as at end of the period	120.26	59.40

BY ORDER OF BOARD OF DIRECTORS

FOR, DEEP POLYMERS LIMITED

Deep Polymers Ltd.

RAMESHBHAI PATEL

MANAGING DIRECTOR

DIN: 01718102

PLACE : GANDHINAGAR

DATE: NOVEMBER 14, 2025

DEEP POLYMERS LIMITED

CIN: L25209GJ2005PLC046757

Registered Office: Block No. 727 & 553, Rakanpur (Santej) Taluka: Kalol, District: Gandhinagar - 382721

E-mail id: info@deeeppoly.com

website: www.deeeppoly.com

Tele: +91-2764-286032

Un-audited consolidated Segment wise Revenue, Results, Assets and Liabilities

(Rs. In Lakhs)

SR.No.	Particulars	Quarter Ended			Half Year Ended		Year Ended
		30-Sep-25	30-Jun-25	30-Sep-24	30-Sep-25	30-Sep-24	31-Mar-25
		(Unaudited)	(Unaudited)	(Unaudited)	(Unaudited)	(Unaudited)	(Audited)
1	Segment Revenue						
	(a) Rakanpur	1,778.36	2,186.87	1,969.23	3,965.23	4,156.10	7,777.77
	(b) Santej	441.71	355.70	294.98	797.42	650.68	1,175.73
	(c) Hajipur	233.91	284.10	312.19	518.01	596.29	1,140.38
	(d) Unallocated	(0.35)	0.35	(0.35)	-	-	-
	Total	-	-	-	-	-	-
	Less: Inter Segment Revenue	-	-	-	-	-	-
	Revenue from Operations	2,453.63	2,827.02	2,576.04	5,280.66	5,403.07	10,093.87
2	Segment Results						
	Profit / (loss) before finance costs, exceptional items and tax						
	(a) Rakanpur	259.35	257.01	244.00	516.36	501.01	1,083.24
	(b) Santej	183.64	54.10	68.98	237.73	123.08	262.34
	(c) Hajipur	(75.48)	(65.66)	(22.63)	(141.14)	(88.29)	(214.46)
	(d) Unallocated	(0.09)	0.09	(0.35)	-	(0.26)	-
	Total	367.42	245.53	290.00	612.95	535.53	1,131.12
	Less:						
	(i) Finance Costs	73.77	20.66	16.91	94.43	37.56	203.13
	(ii) Other Unallocable Expense	89.30	-	-	89.30	-	144.76
	(iii) Unallocable Income	2.30	1.04	0.74	3.34	1.78	-
	Profit / (loss) before tax	206.65	225.91	273.83	432.56	499.74	783.23
	Income Tax Expenses						
	(i) Current Tax	79.71	73.82	66.43	153.53	140.25	218.74
	(ii) Deferred Tax	(41.81)	(1.28)	19.10	(43.09)	17.82	44.56
	(iii) Tax of Earlier Year	-	-	-	-	-	-
	Profit after Tax (including share of Profit/(Loss) of Associates)	168.76	153.37	188.29	322.13	341.67	519.92
3	Segment Assets						
	(a) Rakanpur	10,110.97	9,916.64	11,482.68	10,110.97	11,482.68	9,169.65
	(b) Santej	731.80	765.06	1,882.64	731.80	1,882.64	635.55
	(c) Hajipur	3,468.67	2,896.81	(66.76)	3,468.67	(66.76)	3,490.11
	(d) Unallocated	-	0.35	-	-	-	355.13
	Total Assets.....	14,311.44	13,578.86	13,298.56	14,311.44	13,298.56	13,650.43
4	Segment Liabilities						
	(a) Rakanpur	4,084.34	4,194.73	3,573.39	4,084.34	3,573.39	3,926.81
	(b) Santej	666.02	605.67	644.54	666.02	644.54	594.33
	(c) Hajipur	199.13	97.35	211.10	199.13	211.10	71.15
	(d) Unallocated	-	-	-	-	-	16.31
	Total Liabilities.....	4,949.49	4,897.75	4,429.03	4,949.49	4,429.03	4,608.59

BY ORDER OF BOARD OF DIRECTORS
FOR, DEEP POLYMERS LIMITED

Deep Polymers Ltd.



Managing Director

RAMESHBHAI PATEL

MANAGING DIRECTOR

DIN: 01718102

PLACE : GANDHINAGAR

DATE: NOVEMBER 14, 2025

Independent Auditor's Review Report on Quarterly Unaudited Consolidated Financial Results of the Company Pursuant to the Regulation 33 of the SEBI (Listing Obligations and Disclosure Requirements) Regulations, 2015 (as amended)

**Review Report to,
The Board of Directors of,
Deep Polymers Limited**

1. We have reviewed the accompanying Statement of Unaudited Consolidated Financial Results ("the Statement") of Deep Polymers Limited ("the Company") and its associates Deep Additives Private Limited (together referred to as "Group"), for the quarter ended 30th September, 2025 and year to date results from 1st April, 2025 to 30th September, 2025, attached herewith being submitted by the Company pursuant to the requirement of Regulation 33 of the SEBI(Listing Obligations and Disclosure Requirements) Regulations,2015 (as amended), including relevant circulars issued by the SEBI from time to time.
2. This Statement, which is the responsibility of the Company's Management and approved by the Board of Directors of the Company, has been prepared in accordance with the recognition and measurement principles laid down in Indian Accounting Standard 34, Interim Financial Reporting ('Ind AS 34'), prescribed under Section 133 of the Companies Act, 2013 ('the Act'), as amended, read with relevant rules issued there-under and other accounting principles generally accepted in India. Our responsibility is to express a conclusion on the Statement based on our review.
3. We conducted our review of the Statement in accordance with the Standard on Review Engagements (SRE) 2410, "Review of Interim Financial Information Performed by the Independent Auditor of the Entity" issued by the Institute of Chartered Accountants of India (the ICAI). This standard requires that we plan and perform the review to obtain moderate assurance as to whether the Statement is free of material misstatement. A

review is limited primarily to inquiries of company's personnel and analytical procedures applied to financial data and thus provides less assurance than an audit. A review is substantially less in scope than an audit conducted in accordance with the Standards on Auditing specified under section 143(10) of the Act, and consequently, does not enable us to obtain assurance that we would become aware of all significant matters that might be identified in an audit. Accordingly, we do not express an audit opinion.

4. The statement includes result of Deep Additives Private Limited being associate company of the Company.
5. We draw attention to The Current Financial Assets: Trade Receivables reported in the financial results include trade receivable of Rs. 166.72 Lacs outstanding in respect of which the company has initiated legal procedure for recovery. The company has considered these outstanding trade receivables as good for recovery at the value at which they have been stated in the financial statement. In our opinion, the necessary provision for doubtful debts should have been made by the company. Non-provision of such doubtful debts of Rs. 166.72 Lacs has resulted in an overstatement of profit and an overstatement of the outstanding balance of current trade receivables and shareholder's fund by Rs. 166.72 Lacs.
6. The monetary items denominated in foreign currencies outstanding as at the end of the reporting period, have not been restated by the company at the exchange rates prevailing as at the end of the reporting period in accordance with Ind-AS-21 "The Effects of Changes in Foreign Exchange Rates. Non-restatement of foreign currencies denominated financial items have resulted into overstatement/understatement of respective foreign currency denominated financial items as at the end of the reporting period and consequent profits for the period and accumulated balances of profits as at the end of the reporting period.
7. Based on our review conducted and procedures performed as stated in paragraph 3 above, nothing has come to our attention that causes us to believe that the accompanying Statement of Unaudited Financial Results, prepared in accordance with the recognition and measurement principles laid down in the applicable Indian

Accounting Standards (Ind-AS) specified under section 133 of the Companies Act, 2013, read with applicable rules issued there-under and other recognized accounting practices and policies has not disclosed the information required to be disclosed in terms of regulation 33 of the SEBI (Listing Obligations and Disclosure Requirements) Regulations, 2015 (as amended) including the manner in which it is to be disclosed, or that it contains any material misstatement.

**For S N Shah & Associates,
Chartered Accountants,
FRN.: 109782W**

CA Dhruv Patel *Patel Dhruv P*
Partner
M. No.: 600113
Date: November 14, 2025
Place: Ahmedabad
UDIN: 25600113BMORBX1924



ANNEXURE I

Statement on Impact of Audit Qualifications - Consolidated*(Amount Rs. in Lakhs)*

Statement on Impact of Audit Qualifications for the Quarter ended September 30, 2025 [See Regulation 33 / 52 of the SEBI (LODR) (Amendment) Regulations, 2016]				
I.	Sl. No.	Particulars	Unaudited Figures (as reported before adjusting for qualifications)	Adjusted Figures (unaudited figures after adjusting for qualifications)
	1.	Turnover / Total income	2,642.35	2,642.35
	2.	Total Expenditure	2,465.41	2,632.13
	3.	Net Profit/(Loss)	176.94	10.22
	4.	Earnings Per Share	0.73	0.04
	5.	Total Assets	14,311.43	14,144.71
	6.	Total Liabilities	14,311.43	14,144.71
	7.	Net Worth	9,361.94	9,195.22
	8.	Any other financial item(s) (as felt appropriate by the management)		
II.	<u>Audit Qualification (each audit qualification separately):</u> a. List of Qualification: 1. The Current Financial Assets: Trade Receivables reported in the financial results include trade receivable of Rs. 166.72 Lacs outstanding in respect of which the company has initiated legal procedure for recovery. The company has considered these outstanding trade receivables as good for recovery at the value at which they have been stated in the financial results. In our opinion, the necessary provision for doubtful debts should have been made by the company. Non-provision of such doubtful debts of Rs. 166.72 Lacs has resulted in an overstatement of profit and an overstatement of the outstanding balance of current trade receivables and shareholder's fund by Rs. 166.72 Lacs. 2. The monetary items denominated in foreign currencies outstanding as at the end of the reporting period, have not been restated by the company at the exchange rates prevailing as at the end of the reporting period in accordance with Ind-AS-21 "The Effects of Changes in Foreign Exchange Rates. Non-restatement of foreign currencies denominated financial items have resulted into overstatement/understatement of respective foreign currency denominated financial items as at the end of the financial year and consequent profits for the year and accumulated balances of profits as at the end of the financial year. b. Type of Audit Qualification: Qualified Opinion c. Frequency of qualification: 3 rd Time			

d. **For Audit Qualification(s) where the impact is quantified by the auditor, Management's Views:**
The company has taken appropriate measures for recovery from respective parties and taken legal recourse. However, no amount could be recovered from the party. Considering the efforts made for recovery and legal action taken, the management is hopeful of recovery in the coming financial year. However, if it becomes reasonably certain that it is not possible to recover from the parties then management will consider to make appropriate provision for doubtful debt or may write off as bed debts.

e. **For Audit Qualification(s) where the impact is not quantified by the auditor: Not Applicable**

(i) **Management's estimation on the impact of audit qualification:** Unable to estimate

(ii) **If management is unable to estimate the impact, reasons for the same:**

The net effect of restatement of foreign currency denominated assets and liabilities as at the end of the year **was** not material enough to have a significant effect on profitability for the year and net worth of the company as at the end of the year. And hence management deemed it appropriate not to restate the outstanding balance of foreign currency denominated assets and liabilities. However, the management has considered non-compliance and will take appropriate action in the coming year to restate foreign currency denominated assets and liabilities in compliance with Ind-AS-21

(iii) **Auditors' Comments on (i) or (ii) above:**

Though management has not restated foreign currency denominated assets and liabilities in compliance with Ind-AS-21 on the assumption of material effect on profitability and net worth in our opinion. The Foreign currency denominated assets and liabilities should have been restated.

III.

Signatories:

• CEO/Managing Director




• CFO



• Audit Committee Chairman

• Statutory Auditor



Place: Ahmedabad

Date: 14-11-2025