



Edvenswa Enterprises Limited

CIN: L62099TS1980PLC176617

To
BSE Limited,
Department of Corporate Services,
First Floor, P.J. Towers,
Dalal Street, Fort,
Mumbai – 400001

Date:14-11-2025

BSE Security Code: 517170

Sub: Outcome of Board Meeting of Edvenswa Enterprises Limited held on 14 November ,2025.

Ref: Regulation 33 read with Regulation 30 of SEBI (Listing Obligations and Disclosure Requirements)Regulations, 2015 ("Listing Regulations"), as amended from time to time

Dear Sir/Madam,

With reference to the above captioned subject, we wish to inform you that the Board of Directors of the Company at its meeting held today i.e, 14 November , 2025, inter alia, considered and approved the following:

1. **Approval of Un-audited Financial Results** (Standalone and Consolidated) for the quarter and half ended 30 September 2025.
2. **Limited Review Report** — A copy of the same is enclosed for your reference
3. **Statement of Deviations and Utilization of Funds** for the quarter ended 30 September 2025 — enclosed as **Annexure II**.

The meeting commenced at 08:30 P.M. (IST) and concluded at 09:15 P.M. (IST).

This is for your information and records.

For Edvenswa Enterprises Limited

Hima Bindu Dulipala
Company Secretary and Compliance Officer
A-35703

November 14, 2025

LIMITED REVIEW REPORT

To

The Board of Directors,


EDVENSWA ENTERPRISES LIMITED

1. We have reviewed the accompanying statement of Unaudited **Standalone** Financial results of **EDVENSWA ENTERPRISES LIMITED** (the "Company") for the Quarter ended September 30, 2025 and the year to date from April 1, 2025 to September 30, 2025 (the "Statement"), being submitted by the company pursuant to the requirements of Regulation 52(1) of the SEBI (Listing Obligation and Disclosure Requirements) Regulation, 2015. The preparation and fair presentation of this statement is the responsibility of the Company's Management and has been approved by the Board of Directors of the company. Our responsibility is to issue a report on statement based on our review.
2. We conducted our review in accordance with the Standard on Review Engagement (SRE) 2410, "Review of Interim Financial Information by the Independent Auditor of the Entity" issued by the Institute of Chartered Accountants of India. This standard requires that we plan and perform the review to obtain moderate assurance as to whether the financial statements are free of material misstatement. A review is limited primarily to inquiries of company personnel and analytical procedures applied to financial data and thus provide less assurance than an audit. We have not performed an audit and accordingly, we do not express an audit opinion.
3. Based on our review conducted as above, nothing has come to our attention that causes us to believe that the accompanying Statement of unaudited financial results prepared in accordance with applicable Accounting Standards i.e., Indian Accounting Standards (Ind AS) prescribed under section 133 of the Companies Act, 2013 read with relevant rules issued thereunder or by the Institute of Chartered Accountants of India and other recognized accounting practices and policies has not disclosed the information required to be disclosed in terms of Regulation 52(1) of the SEBI (Listing Obligations and Disclosure Requirements) Regulations, 2015, including the manner in which it is to be disclosed, or that it contains any material misstatement.

For VENUGOPAL & CHENYO
Chartered Accountants
Firm Regn. No.: 004671S

P.V. Srihari

P.V.SRIHARI
Partner
Membership No.: 021961
UDIN : 25021961BMNPVG6536



Edvenswa Enterprises Limited
CIN: L62099TS1980PLC176617

Q3-A2, First Floor Cyber Towers, Hitec City Madhapur, Shaikpet, Hyderabad - 500081, TS, India

STATEMENT OF STANDALONE UNAUDITED FINANCIAL RESULTS FOR THE QUARTER ENDED AND YEAR TO DATE 30-09-2025

Amt in Rupees (Lacs) except EPS

Sl. No.		For Quarter ended			Year to date		Year Ended
	Particulars	30-09-2025	30-06-2025	30-09-2024	30-09-2025	30-09-2024	31-03-2025
	(Refer Notes Below)	(Unaudited)	(Unaudited)	(Unaudited)	(Unaudited)	(Unaudited)	(Audited)
	Nature of Report - Standalone or Consolidated	Standalone	Standalone	Standalone	Standalone	Standalone	Standalone
	REVENUE :						
I	Revenue from Operations	48.70	165.50	51.09	214.20	111.12	472.79
II	Other Income	8.09	13.38	3.74	21.47	9.16	50.96
III	Total Revenue (I + II)	56.79	178.88	54.84	235.67	120.28	523.75
IV	EXPENSES :						
	a) Cost of Inputs	0.00	102.86	-	102.86	-	-
	b) Employee Benefits Expense	32.14	27.48	17.75	59.62	36.59	89.67
	c) Finance Cost	0.03	16.46	0.04	16.49	0.05	0.08
	d) Depreciation and Amortisation Expense	1.28	1.28	-	2.56	-	0.20
	e) Other Expenses	4.34	10.05	28.04	14.39	63.72	251.05
	Total Expenses	37.78	158.13	45.83	195.91	100.36	341.00
V	Profit / (Loss) before Exceptional and Extraordinary items (III-IV)	19.01	20.75	9.01	39.76	19.91	182.75
VI	a) Exceptional Items - Prior Period expenses	-	-	-	-	-	-
	b) Extraordinary Items	-	-	-	-	-	60.97
VII	Profit / (Loss) Before Tax (V - VI)	19.01	20.75	9.01	39.76	19.91	121.78
VIII	Tax Expense :						
	(1) Current Tax	-	-	2.35	-	5.18	30.60
	(2) Income Tax - Earlier Years	-	-	-	-	-	-
	(2) Deferred Tax	-	(0.09)	-	(0.09)	-	1.06
IX	Profit/(Loss) After Tax (Continuing operations) (VII - VIII)	19.01	20.84	6.67	39.85	14.74	90.12
X	Other Comprehensive Income (Net)	-	-	-	-	-	(0.20)
XI	Total Comprehensive Income (IX + X)	19.01	20.84	6.67	39.85	14.74	89.92
XII	Paid-up Share Capital	2921.60	2921.60	2475.00	2921.60	2475.00	2921.60
XIII	Face Value of the Shares	Rs. 10.00	Rs. 10.00	Rs. 10.00	Rs. 10.00	Rs. 10.00	Rs. 10.00
XIV	Other Equity :						
	- Total Reserves	8016.16	7997.14	5668.14	8016.16	5668.14	7,976.30
	Earnings Per Share (before extraordinary items) (of Rs. 10/- each) Not Annualised :						
XV	a) Basic	0.07	0.07	0.03	0.14	0.07	0.36
	b) Diluted	0.07	0.07	0.03	0.14	0.07	0.31

Notes:

- The above unaudited financial results were reviewed and recommended by Audit Committee and approved by the Board of Directors at their meeting held on 14th November 2025 and the limited review of the same has been carried out by the Statutory Auditors of the company.
- The Company had adopted the Indian Accounting Standards (Ind AS) from April 1, 2017 and these financial results have been prepared in accordance with the Companies (Indian Accounting Standards) Rules, 2015 (Ind AS) prescribed under Section 133 of the Companies Act, 2013 and other accounting principles generally accepted in India.
- The format of unaudited quarterly results as prescribed by SEBI's Circular CIR/CFD/CMD / 15/2015 dated 30th November, 2015 has been modified to comply with the requirements of SEBI Circular dated 5th July, 2016, Ind AS and Schedule III of the Companies Act, 2013.
- The Company has one reportable business segment viz., Software Development
- The previous period figures have been rearranged / regrouped, wherever necessary, to confirm to current period classification.

 By and on behalf of the Board of Directors of
Edvenswa Enterprises Limited

 Place : Hyderabad
Date : 14-11-2025

 Uppuluri Sreenivasa Sreekanth
Chairman And Managing Director

EDVENSWA ENTERPRISES LIMITED

Q3-A2, First Floor Cyber Towers, Hitec City Madhapur, Shaikpet, Hyderabad - 500081, TS, India

BALANCE SHEET AS AT 30-09-2025

Particulars	As at 30-09-2025	As at 31-03-2025
	Rs.	Rs.
ASSETS		
1. Non Current Assets :		
a) Property, Plant and Equipment	28,73,506	31,29,220
b) Intangible Assets	-	-
c) Financial Assets :		
i) Investments	93,52,69,351	81,39,90,600
ii) Other Financial Assets	45,00,000	45,00,000
2. Current Assets :		
a) Financial Assets		
i) Trade Receivables	1,40,52,778	2,18,97,532
ii) Cash and Cash Equivalents	9,07,31,931	17,96,58,888
iii) Short Term Loans & Advances	4,04,19,972	6,04,98,189
iv) Other Current Assets	1,28,12,189	1,04,24,779
TOTAL	1,10,06,59,726	1,09,40,99,208
EQUITY AND LIABILITIES		
EQUITY :		
a) Equity Share Capital	29,21,59,650	29,21,59,650
b) Other Equity	80,16,15,590	79,76,29,874
c) Share Warrants Application Money		-
LIABILITIES :		
1. Non Current Liabilities		
Financial Liabilities	25,69,359	-
Deferred Tax Liability (Net)	1,77,049	1,86,387
2. Current Liabilities :		
a) Financial Liabilities		
i) Other Current Liabilities	3,08,130	5,79,400
ii) Short Term Provisions	38,29,948	35,43,896
TOTAL	1,10,06,59,726	1,09,40,99,208



EDVENSWA ENTERPRISES LIMITED

Q3-A2, First Floor Cyber Towers, Hitec City Madhapur, Shaikpet, Hyderabad - 500081, TS, India

STANDALONE CASH FLOW STATEMENT FOR THE PERIOD ENDED 30-09-2025

	Particulars	30-09-2025 Rs.	2024-25 Rs.
A.	Cash Flow from Operating Activities		
	Net Profit / (Loss) before Tax	39,76,377	1,21,77,896
	<u>Adjustments for:</u>		
	Depreciation, amortisation and impairment	2,55,714	61,17,479
	Dividend Received	-	-
	gratuity expense	-	1,99,345
	Bad debts written off	-	67,71,945
	Operating Profit before Working Capital Changes	42,32,091	2,52,66,665
	Decrease / (Increase) in Trade Receivables	78,44,755	(15,06,197)
	Decrease / (Increase) in Short Term Loans and Advances	2,00,78,218	(2,08,09,288)
	Decrease / (Increase) in Other Current Assets	(23,87,410)	(1,02,86,000)
	Increase / (Decrease) in Short Term Provisions	2,86,052	2,95,126
	Increase / (Decrease) in Loans and Advances Received	-	-
	Increase / (Decrease) in Other Current Liabilities	(2,71,270)	3,02,519
	Cash generated from Operating Activities	2,97,82,435	(67,37,175)
	Income Tax Paid		(8,00,000)
	Net Cash Flow from Operating Activities	2,97,82,435	(59,37,175)
B.	Cash Flow from Investing Activities		
	Acquisition of Fixed Assets	-	(31,49,125)
	Changes in Investments	(12,12,78,751)	(48,28,63,600)
	Changes in Non-Current Assets	-	-
	Dividend received	-	-
	Net Cash Flow from Investing Activities	(12,12,78,751)	(48,60,12,725)
C.	Cash Flow from Financing Activities		
	Changes in Borrowings	25,69,359	-
	Changes in Equity Shares	-	10,28,59,650
	Changes in Securities Premium	-	53,74,61,850
	Changes in Other Comprehensive Income (under Other Equity)	-	-
	Rights Issue Expenses (Under Other Equity)	-	-
	Net Cash Flow from Financing Activities	25,69,359	64,03,21,500
	Net Increase/(decrease) in Cash and Cash Equivalents (A+B+C)	(8,89,26,957)	14,83,71,600
	Opening Cash and Cash Equivalents	17,96,58,888	3,12,87,288
	Closing Cash and Cash Equivalents	9,07,31,931	17,96,58,888

U. S. S. S.




November 14, 2025

LIMITED REVIEW REPORT

To
The Board of Directors,
EDVENSWA ENTERPRISES LIMITED

1. We have reviewed the accompanying statement of Unaudited Consolidated Financial results of **EDVENSWA ENTERPRISES LIMITED** ("Company") and its subsidiaries (together, the "Group") for the quarter ended September 30, 2025 and year to date from April 1, 2025 to September 30, 2025 (the "Statement") attached herewith, being submitted by the Company pursuant to the requirement of Regulation 33 of the SEBI (Listing Obligations and Disclosure Requirements) Regulations, 2015, as amended ("The Regulation").
 2. The preparation of the Statement in accordance with the recognition and measurement principles laid down in Indian Accounting Standard 34, Interim Financial Reporting (Ind AS 34) prescribed under section 133 of Companies Act, 2013, read with relevant rules issued there under and other accounting principles generally accepted in India is the responsibility of the Company's management and has been approved by the Board of Directors of the Company. Our responsibility is to express a conclusion on the Statement based on our review.
 3. We conducted our review in accordance with the Standards on Review Engagements (SRE) 2410 – 'Review of Interim Financial Information Performed by the Independent Auditor of the Entity' issued by the Institute of Chartered Accountants of India. This standard requires that we plan and perform the review to obtain moderate assurance as to whether the Statement is free of material misstatement. A review is limited primarily to inquiries of company personnel and analytical procedures applied to financial data and thus provide less assurance than an audit. We have not performed an audit and accordingly, we do not express an audit opinion.
- We also performed procedures in accordance with the circular issued by the SEBI under Regulation 33(8) of the Listing Regulations, as amended, to the extent applicable.
4. The Statement Include the results of the entities as given in the Annexure-1 to this report.
 5. Based on our review conducted as above and on consideration of the reports of the other auditors in respect of the subsidiaries and on other financial information of the components, nothing has come to our attention that causes us to believe that the accompanying Statement of Unaudited Financial results prepared in accordance with recognition and measurement principles laid down in applicable Indian Accounting Standards prescribed under section 133 of Companies Act, 2013, read with relevant rules issued there under and other recognized accounting practices and policies has not disclosed the information required to be disclosed in terms of Regulation 33 of Regulations, including the manner in which it is to be disclosed, or that it contains any material misstatement.



6. We did not review the interim financial results and other financial information of three Subsidiaries and one Step Down Subsidiary, whose interim financial results reflect Total Assets of Rs. 4,569.30 Lakhs as at September 30, 2025, Total Revenue of Rs. 2,948.14 Lakhs and Rs. 6,825.46 Lacs, Total Net Profit after Tax of Rs. 161.75 Lacs and Rs. 580.46 Lacs and Total Comprehensive Income of Rs. 356.07 Lacs and Rs.774.56 Lacs for the quarter ended September 30, 2025 and for the period from April 1, 2025 to September 30, 2025 respectively as considered in the consolidated unaudited financial results. These interim financial results have been certified by the management and our conclusions on these certifications, in so far as it relates to the amounts and disclosures in respect of these subsidiaries is based solely on the certification of the management and procedures performed by us stated above.

Our Conclusion on the Statement is not modified in respect of the above matter.

For VENUGOPAL & CHENYO

Chartered Accountants

FRN : 004671S




P.V. SRIHARI

Partner

M.No. : 021961


UDIN : 25021961BMNPVF1328



Annexure - I to The Independent Auditor's Review Report on the Quarterly and Year to Date Unaudited Consolidated Financial Results

Unaudited Consolidated Financial results for Quarter ended 30-09-2025 include results of the following entities :

Sl.No	Name of the Entity	Status
1.	Edvenswa Tech Inc, USA	Wholly Owned Subsidiary
2.	Seltosoft Inc., USA	Step Down Subsidiary
3.	OMNI Networks Inc, USA	Wholly Owned Subsidiary
4.	Strategemist Global Private Limited, India	Subsidiary



Edvenswa Enterprises Limited

CIN: L62099TS1980PLC176617

IQ3-A2, First Floor Cyber Towers, Hitec City Madhapur, Shaikpet, Hyderabad - 500081, TS, India

STATEMENT OF CONSOLIDATED UNAUDITED FINANCIAL RESULTS FOR THE QUARTER AND YEAR TO DATE 30-09-2025

Sl. No.	Particulars	For Quarter ended			Period Ended		Year Ended
		30-09-2025	30-06-2025	30-09-2024	30-09-2025	30-09-2024	31-03-2025
	(Refer Notes Below)	(Unaudited)	(Unaudited)	(Unaudited)	(Unaudited)	(Unaudited)	(Audited)
	Nature of Report - Standalone or Consolidated	Consolidated	Consolidated	Consolidated	Consolidated	Consolidated	Consolidated
	REVENUE :						
I	Revenue from Operations	2,996.84	4,042.82	2,522.59	7,039.66	4,931.71	11,946.60
II	Other Income	8.09	13.38	5.87	21.47	12.69	57.93
III	Total Revenue (I + II)	3,004.93	4,056.20	2,528.46	7,061.13	4,944.40	12,004.53
IV	EXPENSES :						
	a) Cost of Inputs	1896.92	2,839.01	1,173.33	4,735.93	2,181.95	6,082.28
	b) Employee Benefits Expense	692.08	651.77	849.96	1,343.85	1,765.52	3,658.25
	c) Finance Cost	1.24	28.68	11.92	29.92	20.16	24.55
	d) Depreciation and Amortisation Expense	97.63	26.10	27.79	123.73	57.84	99.20
	e) Other Expenses	104.78	177.69	111.57	282.47	271.57	617.18
	Total Expenses	2792.65	3,723.25	2,174.57	6,515.90	4,297.04	10,481.45
V	Profit / (Loss) before Exceptional and Extraordinary items (III-IV)	212.28	332.95	353.89	545.23	647.36	1,523.07
VI	a) Exceptional Items - Prior Period expenses	-	-	-	-	-	-
	b) Extraordinary Items - Impairment of Assets	-	-	-	-	-	60.98
VII	Profit / (Loss) Before Tax (V - VI)	212.28	332.95	353.89	545.23	647.36	1,462.09
VIII	Tax Expense :						
	(1) Current Tax	33.21	79.42	122.11	112.63	191.68	334.79
	(2) Income Tax - Earlier Years	(1.68)	(185.94)	-	(187.62)	-	-
	(3) Deferred Tax	-	-0.09	-	(0.09)	-	1.05
IX	Profit/(Loss) After Tax (Continuing operations) (VII - VIII)	180.75	439.56	231.78	620.31	455.68	1,126.24
X	Other Comprehensive Income (Net)	194.33	(0.23)	(25.37)	194.10	(73.70)	(1.77)
XI	Total Comprehensive Income (IX + X)	375.08	439.33	206.41	814.41	381.98	1,124.47
XII	Paid-up Share Capital	2,921.60	2,921.60	2,475.00	2,921.60	2,475.00	2,921.60
XIII	Face Value of the Shares	Rs. 10.00	Rs. 10.00	Rs. 10.00	Rs. 10.00	Rs. 10.00	Rs. 10.00
XIV	Other Equity :						
	- Total Reserves	10,689.15	10,314.07	6,899.27	10,689.15	6,899.27	9,874.74
XV	Earnings Per Share (before extraordinary items) (of Rs. 10/- each) Not Annualised :						
	a) Basic	0.62	1.50	1.03	2.12	2.03	4.48
	b) Diluted	0.62	1.50	0.94	2.12	1.84	3.85

Notes:

- The above financial results were reviewed and recommended by Audit Committee and approved by the Board of Directors at their meeting held on 14th November 2025
- The Company had adopted the Indian Accounting Standards (Ind AS) from April 1, 2017 and these financial results have been prepared in accordance with the Companies (Indian Accounting Standards) Rules, 2015 (Ind AS) prescribed under Section 133 of the Companies Act, 2013 and other accounting principles generally accepted in India.
- The format of unaudited quarterly results as prescribed by SEBI's Circular CIR/CFD/CMD / 15/2015 dated 30th November, 2015 has been modified to comply with the requirements of SEBI Circular dated 5th July, 2016, Ind AS and Schedule III of the Companies Act, 2013.
- Income Tax -Earlier Years represents refund received from IRS Authorities in respect of the subsidiary company Edvenswa Tech Inc., USA for earlier years.
- The Company has one reportable business segment viz., Software Development
- The previous period figures have been rearranged / regrouped, wherever necessary, to confirm to current period classification.

By and on behalf of the Board of Directors of
Edvenswa Enterprises Limited

Place : Hyderabad

Date : 14th November 2025

Uppuluri Sreenivasa Sreekanth
Chairman And Managing Director
DIN: 01275332

Edvenswa Enterprises Limited

Q3-A2, First Floor Cyber Towers, Hitech City Madhapur, Shaikpet, Hyderabad - 500081, TS, India

CONSOLIDATED BALANCE SHEET AS AT 30-09-2025

Particulars	Note No.	30-09-2025	31-03-2025
		Rs.	Rs.
ASSETS			
1. Non Current Assets :			
a) Property, Plant and Equipment	1	3,42,28,740	3,41,98,069
b) Intangible Assets	2	10,98,05,208	10,97,20,390
c) Goodwill	2	37,91,56,837	37,91,56,837
d) Financial Assets :	3	-	
i) Investments		11,05,51,000	11,05,00,000
ii) Other Financial Assets		8,82,68,745	4,87,77,470
2. Current Assets :			
a) Financial Assets			
i) Trade Receivables	4	9,98,32,342	9,96,84,487
ii) Cash and Cash Equivalents	5	13,83,26,059	21,27,80,521
iii) Short Term Loans & Advances	6	33,45,67,567	19,73,92,225
iv) Other Financial Assets	7	26,28,52,864	25,35,48,382
TOTAL		1,55,75,89,361	1,44,57,58,381
EQUITY AND LIABILITIES			
EQUITY :			
a) Equity Share Capital	8	29,21,59,650	29,21,59,650
b) Other Equity	9	1,06,89,15,184	98,74,73,881
c) Share Warrants Application Money			-
LIABILITIES :			
1. Non Current Liabilities			
a) Financial Liabilities			
i) Loans and Advances	10	2,05,03,380	1,77,35,625
b) Deferred Tax Liability (Net)		2,37,58,665	1,80,00,137
2. Current Liabilities :			
a) Financial Liabilities			
i) Trade Payables	11	2,53,39,615	3,04,06,834
ii) Loans And Advances Received	12	82,19,744	1,80,64,345
iii) Other Financial Liabilities	13	2,26,28,698	5,79,400
b) Short Term Provisions	14	9,60,64,425	8,13,38,508
TOTAL		1,55,75,89,361	1,44,57,58,381

Handwritten Signature



Edvenswa Enterprises Limited			
Q3-A2, First Floor Cyber Towers, Hitec City Madhapur, Shaikpet, Hyderabad - 500081, TS, India			
Consolidated Cash Flow Statement for the period ending on 30th Sep 2025			
	Particulars	Q2- 30th Sep 2025 Rs.	2024-25 Rs.
A.	Cash Flow from Operating Activities		
	Net Profit / (Loss) before Tax	5,45,22,335	14,62,09,856
	<u>Adjustments for:</u>		
	Depreciation, Amortization and Impairment	1,23,73,432	99,19,635
	Other Income	(21,46,908)	(57,92,819)
	Finance Cost	29,92,133	24,54,682
	Impairment of the Assets	-	60,97,574
	Other Adjustments for Holding & Subsidiary Company	(10,51,807)	4,21,931
	Operating Profit before Working Capital Changes	6,66,89,184	15,93,10,859
	Decrease / (Increase) in Trade Receivables	(1,47,855)	5,30,66,847
	Decrease / (Increase) in Short Term Loans and Advances	(13,71,75,342)	(11,09,28,685)
	Increase / (Decrease) in Other Financial Assets	(93,04,482)	(11,75,83,496)
	Decrease / (Increase) in Trade Payables	(50,67,219)	1,21,30,342
	Increase / (Decrease) in Short Term Provisions	1,47,25,917	3,75,84,870
	Increase / (Decrease) in Other Current Liabilities	2,20,49,298	(1,53,92,324)
	Increase / (Decrease) in Loans and Advances Received	(98,44,602)	1,12,47,448
	Cash generated from Operating Activities	(5,80,75,100)	2,94,35,862
	Income Tax Paid	(74,99,793)	(3,34,79,127)
	Net Cash Flow from Operating Activities	(5,05,75,307)	(40,43,264)
B.	Cash Flow from Investing Activities		
	Acquisition of Tangible Assets	(1,24,88,920)	(73,72,803)
	Acquisition of Intangible assets	-	(5,16,30,483)
	Changes in Goodwill due to Acquisition	-	(35,74,50,644)
	Changes In Other Financial Assets	(3,94,91,275)	(4,42,77,470)
	Changes in Investments	(51,000)	(10,99,64,999)
	Net Cash Flow from Investing Activities	(5,20,31,195)	(57,06,96,399)
C.	Cash Flow from Financing Activities		
	Long-Term Liabilities	27,67,755	52,33,875
	Finance Cost	(29,92,133)	(24,54,682)
	Share Capital issued	-	10,28,59,650
	Securities Premium Received	-	53,74,61,850
	Changes in Other Comprehensive Income (under Other Equity)	2,62,29,510	(2,39,636)
	Other Income	21,46,908	57,92,819
	Net Cash Flow from Financing Activities	2,81,52,040	64,86,53,876
	Net Increase/(decrease) in Cash and Cash Equivalents (A+B+C)	(7,44,54,462)	7,39,14,212
	Opening Cash and Cash Equivalents	21,27,80,521	13,88,66,309
	Closing Cash and Cash Equivalents	13,83,26,059	21,27,80,521
Notes:			
1	The above Cash Flow Statement has been prepared under the 'Indirect Method' as set out in the Indian Accounting		
2	Previous year figures have been regrouped / rearranged, wherever necessary to conform to the current period		

