

Introductory sub-table (I)(a)

CLAUSE 35			
Introductory sub-table (I)(a)			
NAME OF THE COMPANY : ONTRACK SYSTEMS LTD			
SCRIP CODE : 532607 NAME OF THE SCRIP : CLASS OF SECURITY : EQUITY			
QUARTER ENDED :			
SHAREHOLDING PATTERN AS ON : 31-Mar-2014			
Partly paid-up shares:-	No. of partly paid-up shares	As a % of total no. of partly paid-up shares	As a % of total no. of shares of the company
Held by promoter/promoter group			
Held by public			
Total - D			
Outstanding convertible securities:-	No. of outstanding securities	As a % of total no. of outstanding convertible securities	As a % of total no. of shares of the company, assuming full conversion of the convertible securities
Held by promoter/promoter group			
Held by public			
Total - E			
Warrants:-	No. of warrants	As a % of total no. of warrants	As a % of total no. of shares of the company, assuming full conversion of warrants
Held by promoter/promoter group			
Held by public			
Total - F			
Total paid-up capital of the company, assuming full Conversion of warrants and convertible securities	19342005		

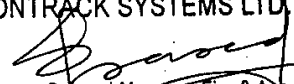
ONTRACK SYSTEMS LTD

 General Manager-Fin. & Acc.

TABLE (I)(e)

Statement Showing Shareholding Pattern								
Category code	Category of Shareholder	Table (I)(a)						
		Number of Shareholders	Total number of shares	Number of shares held in dematerialized form	Total shareholding as a percentage of total number of shares		Shares Pledged or otherwise encumbered	
					AS A % OF (A+B)	AS A % OF (A+B+C)	Number of shares	As a percentage (X) = (VIII)/(IV)*100
(i)	(ii)	(iii)	(iv)	(v)	(vi)	(vii)	(viii)	(ix)
A. SHAREHOLDING OF PROMOTER AND PROMOTER GROUP								
1.	INDIAN							
a.	INDIVIDUALS/HINDU UNDIVIDED FAMILY	6	3715787	3713482	19.2109	19.2109	500000	13.4560
b.	CENTRAL GOVERNMENT/ STATE GOVERNMENT(S)	0	0	0	0.0000	0.0000	0	0.0000
c.	BODIES CORPORATE	1	5586705	5586705	28.8837	28.8837	870390	15.5796
d.	FINANCIAL INSTITUTIONS/ BANKS	0	0	0	0.0000	0.0000	0	0.0000
e.	ANY OTHER							
	DIRECTORS AND THEIR RELATIVES	23	45960	15750	0.2376	0.2376	0	0.0000
		23	45960	15750	0.2376	0.2376	0	0.0000
	SUB - TOTAL (A)(1)	30	9348452	8315917	48.3323	48.3323	1370390	14.6590
2.	FOREIGN							
a.	INDIVIDUALS (NON-RESIDENT INDIVIDUALS/ FOREIGN INDIVIDUALS)	0	0	0	0.0000	0.0000	0	0.0000
b.	BODIES CORPORATE	0	0	0	0.0000	0.0000	0	0.0000
c.	INSTITUTIONS	0	0	0	0.0000	0.0000	0	0.0000
d.	QUALIFIED FOREIGN INVESTOR	0	0	0	0.0000	0.0000	0	0.0000
e.	ANY OTHER							
	SUB - TOTAL (A)(2)	0	0	0	0.0000	0.0000	0	0.0000
	TOTAL SHARE HOLDING OF PROMOTER AND PROMOTER GROUP (A) = (A)(1)+(A)(2)	30	9348452	8315917	48.3323	48.3323	1370390	14.6590
B. PUBLIC SHAREHOLDING								
1.	INSTITUTIONS							
a.	MUTUAL FUNDS/SFI	0	0	0	0.0000	0.0000	NA	NA
b.	FINANCIAL INSTITUTIONS/ BANKS	0	0	0	0.0000	0.0000	NA	NA
c.	CENTRAL GOVERNMENT/ STATE GOVERNMENT(S)	0	0	0	0.0000	0.0000	NA	NA
d.	VENTURE CAPITAL FUNDS	0	0	0	0.0000	0.0000	NA	NA
e.	INSURANCE COMPANIES	0	0	0	0.0000	0.0000	NA	NA
f.	FOREIGN INSTITUTIONAL INVESTORS	0	0	0	0.0000	0.0000	NA	NA
g.	FOREIGN VENTURE CAPITAL INVESTORS	0	0	0	0.0000	0.0000	NA	NA
h.	QUALIFIED FOREIGN INVESTOR	0	0	0	0.0000	0.0000	NA	NA
i.	ANY OTHER							
	SUB - TOTAL (B)(1)	0	0	0	0.0000	0.0000	NA	NA
2.	NON-INSTITUTIONS							
a.	BODIES CORPORATE	109	8738107	6693107	34.8366	34.8366	NA	NA
b.	INDIVIDUALS							
	i. INDIVIDUAL SHAREHOLDERS HOLDING NOMINAL SHARE CAPITAL UPTO RS. 1 LAKH	2171	1138806	1064596	5.8877	5.8877	NA	NA
	ii. INDIVIDUAL SHAREHOLDERS HOLDING NOMINAL SHARE CAPITAL IN EXCESS OF RS. 1 LAKH	32	1817449	1787449	9.3963	9.3963	NA	NA
c.	QUALIFIED FOREIGN INVESTOR	0	0	0	0.0000	0.0000	NA	NA
d.	ANY OTHER							
	e. CLEARING MEMBERS	3	121	121	0.0006	0.0006	NA	NA
	f. HINDU UNDIVIDED FAMILIES	61	82530	82530	0.4268	0.4268	NA	NA
	g. NON RESIDENT INDIANS	18	68540	68540	0.3440	0.3440	NA	NA
	h. OVERSEAS CORPORATE BODIES	1	150000	0	0.7755	0.7755	NA	NA
	i.	83	299191	149191	1.5468	1.5468	NA	NA
	SUB - TOTAL (B)(2)	2395	9983553	8704343	51.6676	51.6676	NA	NA
	TOTAL PUBLIC SHAREHOLDING (B) = (B)(1)+(B)(2)	2395	9983553	8704343	51.6676	51.6676	NA	NA
	TOTAL (A)+(B)	2425	19342005	19020260	100.0000	100.0000	NA	7.0850
C. SHARES HELD BY CUSTODIANS AND AGAINST WHICH DEPOSITORY RECEIPTS HAVE BEEN ISSUED								
	Promoter and Promoter Group	0	0	0	0.0000	0.0000	NA	NA
	Public	0	0	0	0.0000	0.0000	NA	NA
	TOTAL CUSTODIAN (C)	0	0	0	0.0000	0.0000	NA	NA
	GRAND TOTAL (A)+(B)+(C)	2425	19342005	19020260	100.0000	100.0000	1370390	7.0850

ONTRACK SYSTEMS LTD.

General Manager-Fin. & Acc.

ONTRACK SYSTEMS LTD

(ii)(b) Statement showing holding of securities (including shares, warrants, convertible securities) of persons belonging to the category "Promoter and Promoter Group" - 31-Mar-2014


Sr.No	Name of the shareholder	Details of Shares held		Encumbered shares (*)			Details of warrants		Details of convertible securities		Total shares (including underlying shares assuming full conversion of warrants and convertible securities) as a % of diluted share capital
		No. of Shares held	As a % of grand total (A)+(B)+(C)	No. of Shares held	As a percentage	As a % of grand total (A)+(B)+(C) of sub-clause	Number of warrants held	As a % total number of warrants of the same class	Number of convertible securities held	As a % total number of convertible securities of the same class	
(I)	(II)	(III)	(IV)	(V)	(VI) = (V) / (III) * 100	(VII)	(VIII)	(IX)	(X)	(XI)	(XII)
1	SWARNAM MANI	2325	0.0120	0	0.0000	0.0000	0	0.0000	0	0.0000	0.0120
2	JAYALAKSHMI SHANKAR	165	0.0008	0	0.0000	0.0000	0	0.0000	0	0.0000	0.0008
3	JAYASHREE B	15	0.0000	0	0.0000	0.0000	0	0.0000	0	0.0000	0.0000
4	PARVATHY	15	0.0000	0	0.0000	0.0000	0	0.0000	0	0.0000	0.0000
5	SRINIVAS J	15	0.0000	0	0.0000	0.0000	0	0.0000	0	0.0000	0.0000
6	SURESH M K	90	0.0004	0	0.0000	0.0000	0	0.0000	0	0.0000	0.0004
7	KETAN SETH	30	0.0001	0	0.0000	0.0000	0	0.0000	0	0.0000	0.0001
8	HARI K	30	0.0001	0	0.0000	0.0000	0	0.0000	0	0.0000	0.0001
9	RUKKUMANI AMMAL	15	0.0000	0	0.0000	0.0000	0	0.0000	0	0.0000	0.0000
10	SITAMANI R	15	0.0000	0	0.0000	0.0000	0	0.0000	0	0.0000	0.0000
11	SRI DEBOBROTO CHATERJEE	30	0.0001	0	0.0000	0.0000	0	0.0000	0	0.0000	0.0001
12	SWAMINATHAN S	1875	0.0096	0	0.0000	0.0000	0	0.0000	0	0.0000	0.0096
13	KUTTIAMMA	15	0.0000	0	0.0000	0.0000	0	0.0000	0	0.0000	0.0000
14	RAMCHANDRAN VAIDYANATHAN	150	0.0007	0	0.0000	0.0000	0	0.0000	0	0.0000	0.0007
15	DIPANKAR MUKTMONI	3000	0.0155	0	0.0000	0.0000	0	0.0000	0	0.0000	0.0155
16	GURUSAMPATH RAGOTHAMAN	3750	0.0193	0	0.0000	0.0000	0	0.0000	0	0.0000	0.0193
17	JANANI VENKATESHAN	7500	0.0387	0	0.0000	0.0000	0	0.0000	0	0.0000	0.0387
18	VENKATESHAN M N	7500	0.0387	0	0.0000	0.0000	0	0.0000	0	0.0000	0.0387
19	NAGARAJAN S	3000	0.0155	0	0.0000	0.0000	0	0.0000	0	0.0000	0.0155
20	SANDHYA MURTHY	3000	0.0155	0	0.0000	0.0000	0	0.0000	0	0.0000	0.0155
21	HARI BALASUBRAMANIAN	683395	3.5332	0	0.0000	0.0000	0	0.0000	0	0.0000	3.5332
22	B HARI	2476000	12.8011	0	0.0000	0.0000	0	0.0000	0	0.0000	12.8011
23	SIMI HARI	265040	1.3702	250000	94.3253	1.2925	0	0.0000	0	0.0000	1.3702
24	SWARNAM MANI	251527	1.3004	250000	99.3929	1.2925	0	0.0000	0	0.0000	1.3004
25	RAVI BALASUBRAMANIAN	1650	0.0085	0	0.0000	0.0000	0	0.0000	0	0.0000	0.0085
26	RANGANATHAN NAGARAJAN	3000	0.0155	0	0.0000	0.0000	0	0.0000	0	0.0000	0.0155
27	NARAYANAN MEENAKSHI SUNDARAM	3600	0.0186	0	0.0000	0.0000	0	0.0000	0	0.0000	0.0186
28	KRISHNA CHOUDHURY	7500	0.0387	0	0.0000	0.0000	0	0.0000	0	0.0000	0.0387
29	R P INFOSYSTEM PVT LTD	5586705	28.8837	870390	15.5796	4.4999	0	0.0000	0	0.0000	28.8837
30	SUNITA GUNDIMEDA	37500	0.1938	0	0.0000	0.0000	0	0.0000	0	0.0000	0.1938
	TOTAL	9348452	48.3323	1370390	14.6580	7.0850	0	0.0000	0	0.0000	48.3323

ONTRACK SYSTEMS LTD.

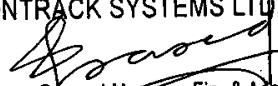


General Manager-Fin. & Acc.

ONTRACK SYSTEMS LTD								
(U)(c)(i) Statement showing holding of securities (including shares, warrants, convertible securities) of persons belonging to the category "Public" and holding more than 1% of the total number of shares - 31-Mar-2014								
Sr.No	Name of the shareholder	No. of Shares held	Shares as a percentage of total number of shares (i.e., Grand Total (A)+(B)+(C) indicated in Statement at para(i)(a) thereof	Details of warrants		Details of convertible securities		Total shares (including underlying shares assuming full conversion of warrants and convertible securities) as a % of diluted share capital
				Number of warrants held	As a % total number of warrants of the same class	Number of convertible securities held	% w.r.t total number of convertible securities of the same class	
1	ABHISHEK JHUNJHUNWALA	455700	2.3560	0	0.0000	0	0.0000	2.3560
2	KANT AND COMPANY LIMITED	1191705	6.1612	0	0.0000	0	0.0000	6.1612
3	R P INFOSYSTEMS LIMITED	3420795	17.6858	0	0.0000	0	0.0000	17.6858
4	RAMDEVAN KRISHNASWAMY	356160	1.8413	0	0.0000	0	0.0000	1.8413
5	MELBRIGHT VANIJYA PRIVATE LIMITED	343715	1.7770	0	0.0000	0	0.0000	1.7770
6	INNOVATIVE DEALERS PRIVATE LIMITED	196170	1.0142	0	0.0000	0	0.0000	1.0142
7	VC CORPORATE ADVISORS PRIVATE LIMITED	432141	2.2342	0	0.0000	0	0.0000	2.2342
8	CLIVIA INVESTMENTS LIMITED	520068	2.6888	0	0.0000	0	0.0000	2.6888
	TOTAL	6916454	35.7587	0	0.0000	0	0.0000	35.7587

ONTRACK SYSTEMS LTD

 General Manager-Fin. & Acc.

ONTRACK SYSTEMS LTD								
(l)(c)(ii) Statement showing holding of securities (including shares, warrants, convertible securities) of persons (together with PAC) belonging to the category "Public" and holding more than 5% of the total number of shares of the company - 31-Mar-2014								
Sr.No	Name(s) of the shareholder(s) and the Persons acting in Concert (PAC) with them	No. of Shares held	Shares as a percentage of total number of shares (i.e., Grand Total (A)+(B)+(C) indicated in Statement at para(l)(a) above	Details of warrants		Details of convertible securities		Total shares (including underlying shares assuming full conversion of warrants and convertible securities) as a % of diluted share capital
				Number of warrants held	As a % total number of warrants of the same class	Number of convertible securities held	% w.r.t total number of convertible securities of the same class	
1	KANT AND COMPANY LIMITED	1191705	6.1612	0	0.0000	0	0.0000	6.1612
2	R P INFOSYSTEMS LIMITED	3420795	17.6858	0	0.0000	0	0.0000	17.6858
	TOTAL	4612500	23.8470	0	0.0000	0	0.0000	23.847

ONTRACK SYSTEMS LTD.

 General Manager-Fin. & Acc.