

PAGARIA ENERGY LIMITED

CIN: L67120DL1991PLC043677

Regd. Office: 502, 5th Floor, Meghdoot Building, 94, Nehru Place, Nehru Place, New Delhi-110019

Website: www.pagariaenergy.com; e-mail: info@pagariaenergy.com

Date: 17th November, 2025

To,
BSE Limited
P J Towers, Dalal Street,
Mumbai-400021

Sub: Newspaper Publication of Un-Audited Financial Results of the Company for the quarter and half year ended 30th September, 2025

Dear Sir/Madam,

Pursuant to Regulation 47 of SEBI (Listing Obligations and Disclosure Requirements) Regulations, 2015, please find enclosed herewith the newspaper clippings of the Un-Audited Financial Results of the Company for the quarter and half year ended 30th September, 2025 as published in the following newspapers:-

1. Financial Express (National Daily Newspaper) dated 16.11.2025
2. Jansatta (Regional Daily Newspaper) dated 16.11.2025

This is for your information and record.

Thanking you.

Yours faithfully,
For Pagaria Energy Limited

Rekha Patni
Company Secretary

Encl: As above



ANS INDUSTRIES LIMITED

(CIN L15130HR1994PLC032362)

Regd Office-136 KM, VIII & P.O.-Shamgarh, District-Karnal, Haryana-132116
website-www.ansfoods.com email id-ansagro.limited@gmail.com

EXTRACT OF UNAUDITED STANDALONE FINANCIAL RESULTS FOR QUARTER & HALF YEAR ENDED 30TH SEPTEMBER, 2025

(Rs.in Lakhs)

| Script Code -531406(BSE) | Quarter Ended 30.09.2025 Unaudited | Year to date Ended 30.09.2025 Unaudited | Quarter Ended 30.09.2024 Unaudited | Year Ended 31.03.2025 Audited |
|--|------------------------------------|---|------------------------------------|-------------------------------|
| Particulars | | | | |
| I Total Income from operations | 0.86 | 1.62 | 74.68 | 77.64 |
| II Net Profit/(Loss) for the period (before tax and exepotional items) | -14.97 | -33.46 | -168.68 | -226.72 |
| III Net Profit/(Loss) for the period before tax (after exceptional items) | -14.97 | -33.46 | -165.34 | -223.38 |
| IV Net Profit/(Loss) for the period after tax & exceptional items | -6.27 | -24.76 | -165.34 | -220.25 |
| V Total Comprehensive income for the period (comprisingprofit/(loss) for the period after tax &other comprehensive income) | 925.56 | 925.56 | 925.56 | 925.56 |
| VI Paid-up equity share capital (Face Value Rs.10 per share) | | | | |
| VII Other Equity (Excluding revaluation reserve as shown in the Balance Sheet of previous year) | | | | -625.21 |
| VIII Earnings per equity share of Rs.10 /each (not annualised) | | | | |
| (a) Basic | -0.07 | -0.27 | -1.79 | -2.38 |
| (b) Diluted | -0.07 | -0.27 | -1.79 | -2.38 |

NOTES:

The above result is an extract of detailed format of quarter and half year ended 30th September, 2025 filed with Stock exchange (BSE) as per Reg 33 of SEBI (LODR) Regulations,2015 and full format is available on the website of the company www.ansfoods.com and website of BSE www.bseindia.com

The above results were reviewed by the Audit Committee and approved by Board of Directors in its meeting held on 14.11.2025

Figures for the previous year / period have been re-arranged wherever necessary.

For ANS industries Limited

Sd/-

(Amit Kumar Jha)

(Chairperson)

(DIN: 00501946)

Date: 14/11/2025

Place: New Delhi



SOMI CONVEYOR BELTINGS LTD

Regd. Office: 4F-15, 'Oliver House', New Power House Road, Jodhpur Rajasthan- 342001

Phone: +91-98290-23471 | CIN: L25192RJ2000PLC016480 E-mail: md@somiconveyor.com | Website: www.sominvestor.com

STANDALONE FINANCIAL RESULTS FOR THE SECOND QUARTER AND HALF YEAR ENDED SEPTEMBER 30th, 2025

(Rs. in Lakhs)

| Sl. No. | Particulars | Quarter ended September 30, 2025 | Year of date Figures September 30, 2025 | Corresponding Quarter ended September 30, 2024 | Year ended March 31, 2025 |
|--------------|--|-------------------------------------|--|--|------------------------------|
| | | Unaudited | Unaudited | Unaudited | Audited |
| 1. | Total Income from Operations | 1972.48 | 4596.79 | 3409.45 | 10123.77 |
| 2. | Net Profit / (Loss) for the period (before Tax, Exceptional and/or Extraordinary items ¹) | 125.84 | 288.63 | 324.37 | 763.23 |
| 3. | Net Profit / (Loss) for the period before tax (after Exceptional and/or Extraordinary items ²) | 125.84 | 288.63 | 324.37 | 763.23 |
| 4. | Net Profit / (Loss) for the period after tax (after Exceptional and/or Extraordinary items ³) | 86.02 | 206.40 | 236.29 | 548.62 |
| 5. | Total Comprehensive Income for the period [Comprising Profit / (Loss) for the period (after tax) and Other Comprehensive Income (after tax)] | 85.78 | 206.06 | 235.03 | 548.21 |
| 6. | Equity Share Capital | 1177.97 | 1177.97 | 1177.97 | 1177.97 |
| 7. | Reserves (excluding Revaluation Reserve) as shown in the Audited Balance Sheet of the previous year | 5931.28 | 5931.28 | 5382.48 | 5382.48 |
| 8. | Earnings Per Share (of Rs.10/- each)(for continuing and discontinued operations)- | | | | |
| 1. Basic : | | 0.73 | 1.75 | 2.01 | 4.66 |
| 2. Diluted : | | 0.73 | 1.75 | 2.01 | 4.66 |

Note: The above is an extract of the detailed format of Quarterly Financial Results filed with the Stock Exchanges under Regulation 33 of the SEBI (Listing and Other Disclosure Requirements) Regulations, 2015. The full format of the Quarterly/ Annual Financial Results is available on the Stock Exchanges websites (www.bseindia.com, www.nseindia.com) and Company's website i.e. www.sominvestor.com.

- Exceptional and/or Extraordinary items adjusted in the Statement of Profit and Loss in accordance with Ind-AS Rules / AS Rules, whichever is applicable.

SD/-

OM PRAKASH BHANSALI

(Managing Director)

DIN: 00351846

Date: 14/11/2025

Place: Jodhpur



PIRAMAL FINANCE LTD.

Registered Office: Unit No.-601,6th Floor, Piramal Amlit Building, Piramal Agastya Corporate Park, Kamani Junction, Opp. Free Station, LBS Marg, Kurla (West), Mumbai-400070 – T +91 22 3802 4000 Branch Office: Plot No-6, Block A, Sector-2, Noida, U.P-201 301. Contact Person: 1. Nikki Kumar - 9650906340, 2. Pankaj Kashyap - 9136178689

E-Auction Sale Notice - Subsequent Sale

Pursuant to taking possession of the secured asset mentioned hereunder by the Authorized Officer of Piramal Finance Ltd (Formerly Piramal Capital & Housing Finance Ltd.) under the Securitization and Reconstruction of Financial Assets and Enforcement of Security Interest Act, 2002 for the recovery of amount due from borrower/s, offers are invited by the undersigned for purchase of immovable property, as described hereunder, which is in the possession, on 'As Is Where Is Basis', 'As is What is Basis' and 'Whatever is There is Basis'. Particulars of which are given below:

| Loan Code / Branch / Borrower(s) / Co-Borrower(s) / Guarantor(s) | Demand Notice Date and Amount | Property Address -final | Reserve Price | Earnest Money Deposit (EMD) (10% of RP) | Outstanding Amount (14-11-2025) |
|--|--|--|---|---|---|
| Loan Code No.: 13100001352, Delhi-Pitampura (Branch), Kunal Shokeen (Borrower), Savita Shokeen (Co-Borrower) | Dt: 8/28/2023, Rs.1735426/-, (Rupees Seventeen Lacs Thirty Five Thousand Four Hundred Twenty Six Paise Only) | All The piece and Parcel of the Property having an extent - DDA Flat No. 174, Ground Floor NA Pocket-1, Sector-25 Pocket-1, Sector-25 Rohini, North Delhi Delhi IN 110085 | Rs. 443000/-, (Rupees Forty Four Lacs Thirty Thousand Only) | Rs. 443000/-, (Rupees Forty Four Lacs Thirty Thousand Only) | Rs. 2484715.49/-, (Rupees Twenty Four Lacs Eighty Four Thousand Seven Hundred Fifty Five and Forty Nine Paise Only) |
| Loan Code No.: 23400003169, Noida - Sector 18 (Borrower), Ashish Sharma (Co Borrower 1) | Dt: 7/29/2022, Rs. 1258158/-, (Rupees Twelve Lacs Fifty Six Thousand One Hundred Fifty Eight Paise Only) | All The piece and Parcel of the Property having an extent - Plot No 202 Second Floor - Majra Dhanoli, near Mother Dairy Area Uttar Pradesh 282001 | Rs. 141000/-, (Rupees One Lacs Forty Thousand Only) | Rs. 141000/-, (Rupees One Lacs Forty Thousand Only) | Rs. 1976662.580/-, (Rupees Nineteen Lacs Seventy Six Thousand Six Hundred Sixty Two and Fifty Eight Paise Only) |
| Loan Code No.: HLSA000392BE, Delhi - Shahdara (Branch), Amit Kumar (Borrower), Minakshi (Co Borrower 1) | Dt: 5/27/2024, Rs. 3326122/-, (Rupees Thirty Three Lacs Twenty Six Thousand One Hundred Twenty Two Paise Only) | All The piece and Parcel of the Property having an extent - Flat No 202 Second Floor - Without Roof Rights Back Side Property Bearing No H 3 77 Village Palam Colony 110045 | Rs. 240000/-, (Rupees Twenty Four Lacs Only) | Rs. 240000/-, (Rupees Twenty Four Lacs Only) | Rs. 4024418.91/-, (Rupees Forty Lacs Twenty Four Thousand Four Hundred Eighty Nine and Ninety One Paise Only) |
| Loan Code No.: M0083265, Delhi - Sector 2 (Branch), Arshad Arshad (Borrower), Alfia Alfia (Co Borrower 1) | Dt: 1/22/2024, Rs. 1869185.20/-, (Rupees Eighteen Lacs Sixty Nine Thousand One Hundred Eighty Five and Twenty Eight Paise Only) | All The piece and Parcel of the Property having an extent - Plot No A 66 B Out Of Kharsa No 184 Situated At Vill Mirpur Hindu Pargana And Tehsil Noida Ghazabad UP 201102 | Rs. 108000/-, (Rupees Ten Lacs Eighty Thousand Only) | Rs. 108000/-, (Rupees Ten Lacs Eighty Thousand Only) | Rs. 2381720.46/-, (Rupees Twenty Three Lacs Eighty One Thousand Seven Hundred Twenty and Forty Six Paise Only) |
| Loan Code No.: 19800004168, Delhi - Pitampura(Branch), Manoj Jain (Borrower), Kailash Chand Jain (Co Borrower 1) | Dt: 7/28/2022, Rs. 4202140/-, (Rupees Forty Two Lacs Two Thousand One Hundred Forty Only) | All The piece and Parcel of the Property having an extent - Unit No. T-02/0904, 9th Floor NLA Lake Drive Apartment Lake Drive With roof Rights Kharsa No. Default Haryana IN 131028 | Rs. 318000/-, (Rupees Three One Lacs Eighty Thousand Only) | Rs. 318000/-, (Rupees Three One Lacs Eighty Thousand Only) | 6118704.0800000001/-, (Rupees Sixty One Lacs Eighty Thousand Seven Hundred Four and Eight Paise Only) |
| Loan Code No.: M0265065, HLSA000420DE Faridabad (Borrower), Rajni Mittal (Co Borrower 1) | Dt: 5/27/2024, Rs. 8226587/-, (Rupees Eighty Two Lacs Eighty Thousand Five Hundred Eighty Seven and Paise Zero Only) | All The piece and Parcel of the Property having an extent - Prop. No-2061, Plot No. 46, 3rd Floor NLA With Roof Right Rhs Portion From Stairca With Roof Rights Old Anil Mandi, Narela Mand, North West Delhi Delhi IN 110040 | Rs. 527000/-, (Rupees Five Lacs Twenty Seven Thousand Only) | Rs. 527000/-, (Rupees Five Lacs Twenty Seven Thousand Only) | Rs. 10095475/-, (Rupees Ten Crore Ninety Five Thousand Four Hundred Seventy Five Only) |
| Loan Code No.: HLSA0004748, Delhi - Dwarka (Branch), Kunal Shukla (Borrower), Anuradha (Co Borrower 1) | Dt: 5/28/2024, Rs. 2858637/-, (Rupees Twenty Eight Lacs Fifty Eight Thousand Six Hundred Thirty Seven Only) | All The piece and Parcel of the Property having an extent - FLAT No 285 First Floor, pocket-2, Faridabad IN 110083 | Rs. 183000/-, (Rupees One Lacs Eighty Three Thousand Only) | Rs. 183000/-, (Rupees One Lacs Eighty Three Thousand Only) | Rs. 3413621.56/-, (Rupees Thirty Four Lacs Thirteen Thousand Twenty One and Fifty Six Paise Only) |
| Loan Code No.: M0034488, Delhi Branch(Branch), Punit Shukla (Borrower), Puspita Puspita (Co Borrower 1) | Dt: 11/28/2023, Rs. 3919430/-, (Rupees Thirty Nine Lacs Nineteen Thousand Four Hundred Thirty Seven Only) | All The piece and Parcel of the Property having an extent - Bearing Pvt. No. 8-B & 9B 1st, 2nd, 3rd Floor Portion With roof Rights Kharsa No. 23/25/2, Meer Singh Market Village Burari 110084 | Rs. 324000/-, (Rupees Three Lacs Forty Thousand Only) | Rs. 324000/-, (Rupees Three Lacs Forty Thousand Only) | Rs. 4310962.44/-, (Rupees Forty Three Lacs Ten Thousand Nine Hundred Fifty Two and Forty Four Paise Only) |
| Loan Code No.: M0133600, Noida - Sector 2 (Branch), Ravi Kant (Borrower), Preeti (Co Borrower 1) | Dt: 10/16/2024, Rs. 6866877.82/-, (Rupees Sixty Eight Lacs Sixty Six Thousand Eight Hundred Seventy Seven and Eighty Two Paise Only) | All The piece and Parcel of the Property having an extent : Flat No. GF-01, Tower -A Ground floor Green View Blossom Kharsa number 518K, 517K, 517G, 517KH & 384 GH, Shastradhara Road, Pargana Pavardhara, Village Dhoran Khars, District Dehradun Uttarakhand-246001 | Rs. 595000/-, (Rupees Five Lacs Ninety Five Thousand Only) | Rs. 595000/-, (Rupees Five Lacs Ninety Five Thousand Only) | Rs. 7668371.13/-, (Rupees Seventy Six Lacs Eighty Six Thousand Three Hundred Seventy One and Thirteen Paise Only) |

DATE OF E-AUCTION: 04-12-2025, FROM 11.00 A.M. TO 1.00 P.M. (WITH UNLIMITED EXTENSION OF 5 MINUTES EACH), LAST DATE OF SUBMISSION OF BID: 03-12-2025, BEFORE 4.00 P.M.

For detailed terms and conditions of the Sale, please refer to the link provided in www.piramalfinance.com/e-Auction.html or email us on piramal.auction@piramal.com


STATUTORY 15 DAYS SALE NOTICE UNDER SARFAESI ACT TO THE BORROWER/GUARANTOR /MORTGAGOR

The above-mentioned Borrower/Guarantor are hereby notified to pay the sum as mentioned in section 13(2) notice in full with accrued interest till date before the date of auction, failing which property will be auctioned/sold and balance dues if any will be recovered with interest and cost from borrower/guarantor. The Borrowers attention is drawn towards sub-section 8 of section 13, of the act, in respect of the time available, to redeem the secured asset. Borrowers in particular and public in general may please take note, that in case the auction scheduled herein fails for any reason whatsoever then the secured creditor may enforce its security by the way of public treaty.

Sd/- (Authorized Officer)

Piramal Finance Ltd.

Date: 16.11.2025



PAGARIA ENERGY LIMITED

Regd. Off.: 502, 5th Floor, Meghrodt Building, 94, Nehru Place, Nehru Place, Delhi-110019
CIN: L68100DL1991PLC043677 Email Id: info@pagariaenergy.com

EXTRACT OF UNAUDITED FINANCIAL RESULTS FOR THE QUARTER AND HALF YEAR ENDED 30TH SEPTEMBER, 2025

(₹. in Lakhs)

| Sl No | Particulars | Quarter Ended 30.09.2025 Unaudited | Quarter Ended 30.06.2025 Unaudited | Quarter Ended 30.09.2024 Unaudited | Half Year Ended 30.09.2025 Unaudited | Half Year Ended 30.09.2024 Unaudited | Year Ended 31.03.2025 Audited |
|-----------|--|------------------------------------|------------------------------------|------------------------------------|--------------------------------------|--------------------------------------|-------------------------------|
| 1 | Total income from operations (net) | - | 2.00 | 2.40 | 2.00 | 4.10 | 18.38 |
| 2 | *Net Profit/ (Loss) for the quarter/year (before Tax, Exceptional and/or Extraordinary Items) | -0.59 | 0.42 | 0.38 | -0.23 | 0.74 | 7.41 |
| 3 | Net Profit/(Loss) for the quarter/year before tax (after Exceptional and/or Extraordinary Items) | -0.59 | 0.42 | 0.38 | -0.23 | 0.74 | 7.41 |
| 4 | Net Profit/(Loss) for the period after tax (after Exceptional and/or Extraordinary Items) | -0.59 | 0.42 | 0.38 | -0.23 | 0.74 | 6.15 |
| 5 | Total Comprehensive Income for the period [Comprising Profit / (Loss) for the period (after tax) and Other Comprehensive Income (after tax)] | -0.59 | 0.42 | 0.38 | -0.23 | 0.74 | 6.15 |
| 6 | Equity Share Capital | 434.97 | 434.97 | 434.97 | 434.97 | 434.97 | 434.97 |
| 7 | Reserves (excluding Revaluation Reserve) as shown in the Audited Balance Sheet of the previous year | - | - | - | - | - | 195.85 |
| 8 | Earnings Per Share (of Rs. 10/- each) (for continuing and discontinued operations) - | | | | | | |
| Basic : | -0.014 | 0.010 | 0.009 | -0.005 | 0.017 | 0.141 | |
| Diluted : | -0.014 | 0.010 | 0.009 | -0.005 | 0.017 | 0.141 | |

Notes:

The above is an extract of the detailed format of the Un-Audited Financial Results for the 2nd quarter and half year ended 30th September, 2025, filed with BSE under Regulation 33 of the SEBI (Listing Obligations and Disclosure Requirements), Regulations, 2015. The full format of the quarter ended quarter ended un-audited financial financial results is available on the website of BSE and also on website of the Company

For and on behalf of the Board of Directors

Sd/-

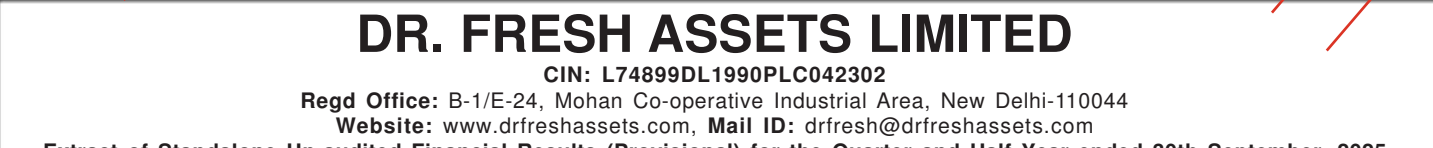
Arpan Singha Roy

DIN - 10983936

Managing Director

Place : Delhi

Dated : 13.11.2025



DR. FRESH ASSETS LIMITED

CIN: L74899DL1990PLC042302

Regd Office: B-1/E-24, Mohan Co-operative Industrial Area, New Delhi-110044
Website: www.drfreshassets.com, Mail ID: drfresh@drfreshassets.com

Extract of Standalone Un-audited Financial Results (Provisional) for the Quarter and Half Year ended 30th September, 2025

(All figures are Rs in Lakhs except EPS)

| Sr No. | Particulars | Quarter ended 30.09.2025 (Reviewed) | Quarter ended 30.06.2025 (Reviewed) | Quarter ended 30.09.2024 (Reviewed) | Half Year ended 30.09.2025 (Reviewed) | Half Year ended 30.09.2024 (Reviewed) | Year ended 31.03.2025 (Audited) |
|--------|---|-------------------------------------|-------------------------------------|-------------------------------------|---------------------------------------|---------------------------------------|---------------------------------|
| 1. | Total income from operations | 352.95 | 15.52 | 133.51 | 368.46 | 148.42 | 234.73 |
| 2. | Profit / (Loss) for the period (before Tax, Exceptional and/or Extraordinary items) | 228.88 | 45.48 | 112.39 | 274.34 | 182.37 | 124.06 |
| 3. | Profit / (Loss) for the period before Tax (after Exceptional and/or Extraordinary items) | 228.88 | 45.48 | 112.39 | 274.34 | 182.37 | 124.06 |
| 4. | Net Profit / (Loss) for the period after Tax (after Exceptional and/or Extraordinary items) | 157.85 | 38.42 | 81.17 | 196.27 | 175.21 | 109.74 |
| 5. | Total Comprehensive Income for the period (Comprising Profit / (Loss) for the period (after tax) and Other Comprehensive Income (after tax) | 455.16 | 196.05 | (169.40) | 651.21 | 191.72 | 114.94 |
| 6. | Equity Share Capital | 1077.91 | 1077.91 | 1077.91 | 1077.91 | 1077.91 | 1077.91 |
| 7. | Earnings per share (Face value of Rs. 10/- Each) Basic & Diluted (Rs.): | 1.46 | 0.36 | 0.75 | 1.82 | 1.63 | 1.02 |

Extract of Consolidated Un-audited Financial Results (Provisional) for the Quarter and Half Year ended 30th September, 2025

(All figures are Rs in Lakhs except EPS)

| Sr No. | Particulars | Quarter ended 30.09.2025 (Reviewed) | Quarter ended 30.06.2025 (Reviewed) | Quarter ended 30.09.2024 (Reviewed) | Half Year ended 30.09.2025 (Reviewed) | Half Year ended 30.09.2024 (Reviewed) | Year ended 31.03.2025 (Audited) |
|--------|---|-------------------------------------|-------------------------------------|-------------------------------------|---------------------------------------|---------------------------------------|---------------------------------|
| 1. | Total income from operations | 476.69 | 59.52 | 192.51 | 536.21 | 304.69 | 648.69 |
| 2. | Profit / (Loss) for the period (before Tax, Exceptional and/or Extraordinary items) | 238.72 | 79.42 | 95.67 | 318.14 | 147.90 | 89.58 |
| 3. | Profit / (Loss) for the period before Tax (after Exceptional and/or Extraordinary items) | 238.72 | 79.42 | 95.67 | 318.14 | 147.90 | 89.58 |
| 4. | Net Profit / (Loss) for the period after Tax (after Exceptional and/or Extraordinary items) | 161.63 | 68.16 | 68.14 | 229.79 | 143.73 | 80.29 |
| 5. | Total Comprehensive Income for the period (Comprising Profit / (Loss) for the period (after tax) and Other Comprehensive Income (after tax) | 443.27 | 195.86 | (184.55) | 639.12 | 147.41 | 81.00 |
| 6. | Equity Share Capital | 1077.91 | 1077.91 | 1077.91 | 1077.91 | 1077.91 | 1077.91 |
| 7. | Earnings per share (Face value of Rs. 10/- Each) Basic & Diluted (Rs.): | 1.50 | 0.63 | 0.63 | 2.13 | 1.33 | 0.74 |

Notes:

1. The above is an extract of the detailed Unaudited Quarterly Results for the quarter and Half Year ended September-2025 which have been approved by the Audit Committee and approved by the Board of Directors in their meeting held on 14.11.2025 and reviewed by the statutory auditors and filed with the Stock Exchange under regulation 33 of the SEBI (Listing and Other Disclosure Requirements) Regulations, 2015. The full format of the these Financials Results is available on the Stock Exchange Website i.e. www.mcx-sx.com and on the company's website i.e. www.drfreshassets.com

2. These financial results have been prepared in accordance with the Indian Accounting Standard (Ind AS) prescribed under Section 133 of the Companies Act, 2013 read with Rule 3 of the Companies (Indian Accounting Standard) Rules, 2015 and relevant amendment rules thereafter.

3. With respect to 2 Subsidiary Companies due to continuous losses, network of these companies has eroded. However, in earlier years these companies issued Computable Convertible Debentures against conversion of loan. On conversion of these into equity the net worth will be positive accordingly these accounts have been prepared on a going concern basis.

4. Minority Interest represents amount attributable to minority shareholders in two subsidiaries.

6. Figures of the previous period and/or year have been regrouped or rearranged wherever considered necessary.

7. No of Investors Complaint received: Nil Disposed Off: Nil Pending: Nil

By Order of the Board

For Dr. Fresh Assets Ltd

Sd/-


Vijay Prakash Pathak

Whole Time Director,

DIN-07081958

Place : New Delhi

Date : 14.11.2025



MUFIN GREEN FINANCE LIMITED

CIN: L65990DL2016PLC447681

Registered Office: 202, 2nd Floor, Best Sky Tower, Netaji Subhash Place, Pitampura, Delhi-110034 | Phone No.: 011-43094300
E-mail: apmfinvestltd@gmail.com, Website: www.mufingreenfinance.com

EXTRACT OF UNAUDITED STANDALONE FINANCIAL RESULTS FOR THE QUARTER ENDED SEPTEMBER 30, 2025

(₹ in lakhs except EPS)

| Sl No. | Particulars | Quarter Ended 30.09.2025 Unaudited | Quarter Ended 30.06.2025 Unaudited | Quarter Ended 30.09.2024 Unaudited | Half Year Ended 30.09.2025 Unaudited | Half Year Ended 30.09.2024 Unaudited | Year Ended 31.03.2025 Audited |
|------------|--|------------------------------------|------------------------------------|------------------------------------|--------------------------------------|--------------------------------------|-------------------------------|
| 1. | Total Income | 5,158.79 | 4,813.69 | 4,044.92 | 9,972.48 | 7,783.33 | 16,198.83 |
| 2. | Net Profit / (Loss) for the year/period (before Exceptional items and Tax) | 825.44 | 550.48 | 805.72 | 1,375.92 | 1,429.51 | 2,732.29 |
| 3. | Net Profit / (Loss) for the year/period before tax (after Exceptional items) | 825.44 | 550.48 | 805.72 | 1,375.92 | 1,429.51 | 2,732.29 |
| 4. | Net Profit / (Loss) for the year/period after tax and Exceptional items | 606.00 | 410.99 | 571.08 | 1,016.99 | 1,033.16 | 2,028.56 |
| 5. | Total Comprehensive Income for the year/period [Comprising Profit / (Loss) for the year/period (after tax) and Other Comprehensive Income (after tax)] | 608.44 | 412.74 | 574.74 | 1,021.18 | 1,037.33 | 2,035.57 |
| 6. | Equity Share Capital | 1,729.55 | 1,729.55 | 1,628.70 | 1,729.55 | 1,628.70 | 1,634.90 |
| 7. | Other Equity | - | - | - | - | - | 25,389.87 |
| 8. | Earnings Per Share of Rs. 10/- each | | | | | | |
| 1. Basic | 0.35 | 0.25 | 0.35 | 0.60 | 0.63 | 1.24 | |
| 2. Diluted | 0.35 | 0.25 | 0.34 | 0.60 | 0.62 | 1.21 | |

EXTRACT OF UNAUDITED CONSOLIDATED FINANCIAL RESULTS FOR THE QUARTER ENDED SEPTEMBER 30, 2025

(₹ in lakhs except EPS)

| Sl No. | Particulars | Quarter Ended 30.09.2025 Unaudited | Quarter Ended 30.06.2025 Unaudited | Quarter Ended 30.09.2024 Unaudited | Half Year Ended 30.09.2025 Unaudited | Half Year Ended 30.09.2024 Unaudited | Year Ended 31.03.2025 Audited |
|------------|--|------------------------------------|------------------------------------|------------------------------------|--------------------------------------|--------------------------------------|-------------------------------|
| 1. | Total Income | 5,364.83 | 4,904.64 | 4,634.52 | 10,269.47 | 8,369.07 | 18,239.88 |
| 2. | Net Profit / (Loss) for the year/period (before Exceptional items and Tax) | 762.39 | 422.28 | 800.68 | 1,184.67 | 1,392.52 | 2,592.96 |
| 3. | Net Profit / (Loss) for the year/period before tax (after Exceptional items) | 762.39 | 422.28 | 800.68 | 1,184.67 | 1,392.52 | 2,592.96 |
| 4. | Net Profit / (Loss) for the year/period after tax and Exceptional items | 558.80 | 314.46 | 567.31 | 873.26 | 1,005.48 | 1,924.28 |
| 5. | Total Comprehensive Income for the year/period [Comprising Profit / (Loss) for the year/period (after tax) and Other Comprehensive Income (after tax)] | 561.24 | 316.21 | 570.97 | 877.45 | 1,009.65 | 1,931.29 |
| 6. | Equity Share Capital | 1,729.55 | 1,729.55 | 1,628.70 | 1,729.55 | 1,628.70 | 1,634.90 |
| 7. | Other Equity | - | - | - | - | - | 25,321.86 |
| 8. | Earnings Per Share of Rs. 10/- each | | | | | | |
| 1. Basic | 0.33 | 0.19 | 0.35 | 0.52 | 0.62 | 1.18 | |
| 2. Diluted | 0.33 | 0.19 | 0.34 | 0.52 | 0.61 | 1.16 | |

Notes:

1. The above financial results have been reviewed by the Audit Committee and approved by the Board of Directors at its meeting held on November 14, 2025. The Statutory Auditors of the Company have carried out audit of the aforesaid results.

2. The above is an extract of the detailed format of audited financial results (Standalone & Consolidated) for the quarter and half year ended September 30, 2025, filed with the Stock Exchange under Regulation 33 of the SEBI (Listing Obligations and Disclosure Requirements) Regulations, 2015, as amended. The full format of the audited financial results for the quarter and half year ended September 30, 2025 is available under the investor section of Company's website at www.mufingreenfinance.com and on the website of the Stock Exchange at www.bseindia.com and www.nseindia.com.

For Mufin Green Finance Limited

Sd/-

Kapil G