

January 18, 2026

<b>DCS-CRD</b> <b>BSE Limited</b> First Floor, New Trade Wing Rotunda Building, Phiroze Jeejeebhoy Towers Dalal Street, Fort Mumbai 400001 Fax No.2272 3121/2037/2039  Stock Code: 543213	<b>Listing Compliance</b> <b>National Stock Exchange of India Limited</b> Exchange Plaza, 5 <sup>th</sup> Floor Plot No. C/1, 'G' Block, Bandra- Kurla Complex Bandra East Mumbai 400051 Fax No.2659 8237/8238  Stock Code: ROSSARI
--	--

Dear Sir/Madam,

**Subject.: Q3 & 9M FY26 Earnings Presentation**

Please find enclosed a copy of the Earnings Presentation for the quarter and nine months ended December 31, 2025.

The same may please be taken on record and suitably disseminated to all concerned.

Thanking you,

Yours Sincerely,  
**For Rossari Biotech Limited**



\_\_\_\_\_  
Parul Gupta  
**Head - Company Secretary & Legal**  
Membership No.: A38895

Encl.: as above

**ROSSARI BIOTECH LIMITED**

(An ISO 9001:2015 & 14001:2015 Certified Company) (CIN: L24100MH2009PLC194818)

**Regd. Office:** Rossari House, Golden Oak, LBS Marg, Surya Nagar, Opp. Mahindra Showroom, Vikhroli (West), Mumbai - 400079, Maharashtra, India. T: +91-22-6123 3800

**Factory :** Plot No. 10 & 11, Survey No. 90/1/10 & 90/1/11/1, Khumbharwadi, Village Naroli, Silvassa - 396235, Dadra & Nagar Haveli (U.T.), India. T: 0260-669 3000

: Plot No. D3-24-2 & D3-24-3, Phase III, GIDC Dahej, Village Galenda, Taluka Vagra, Bharuch, Gujarat - 392130, India. T: +91-2641-661621

✉ info@rossari.com

🌐 www.rossari.com

**ROSSARI BIOTECH LIMITED**

---

**Q3 & 9M FY26 RESULTS**  
PRESENTATION

---

January 17, 2026



## Disclaimer

Certain statements and opinions with respect to the anticipated future performance of Rossari Biotech Ltd (Rossari) in the presentation (“forward-looking statements”) reflect various assumptions concerning the strategies, objectives and anticipated results which may or may not prove to be correct. Such forward-looking statements involve a number of risks, uncertainties and assumptions which could cause actual results or events to differ materially from those expressed or implied by the forward-looking statements. These include, among other factors, changes in economic, political, regulatory, business or other market conditions. Such forward-looking statements only speak as at the date the presentation is provided to the recipient and Rossari is not under any obligation to update or revise such forward-looking statements to reflect new events or circumstances. No representation or warranty (whether express or implied) is given in respect of any information in this presentation or that this presentation is suitable for the recipient’s purposes. The delivery of this presentation does not imply that the information herein is correct as at any time subsequent to the date hereof and Rossari has no obligation whatsoever to update any of the information or the conclusions contained herein or to correct any inaccuracies which may become apparent subsequent to the date hereof.

1

Q3 FY26 Results Overview

2

Company Overview

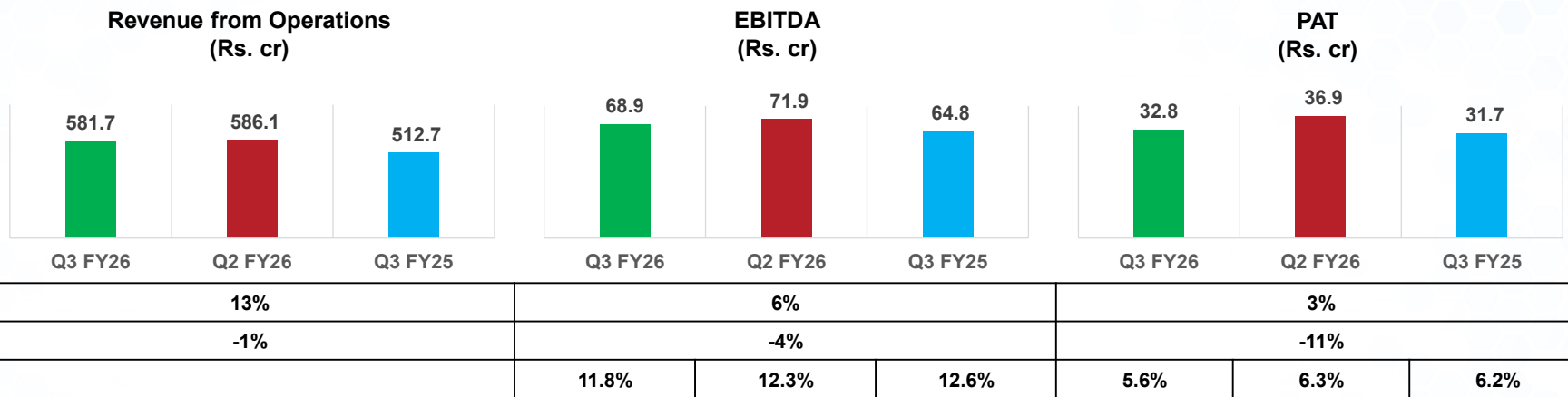
3

Annexure



## Q3 FY26 – Key Financial Highlights

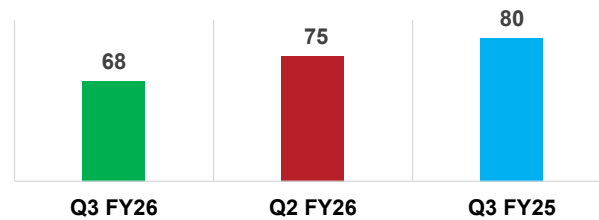
### Healthy Quarterly Performance



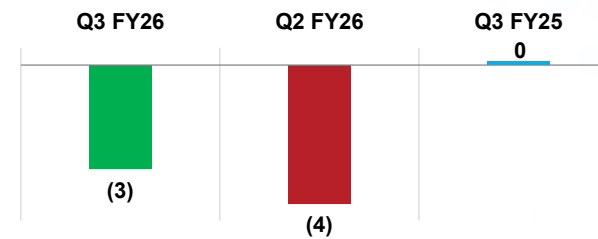
**Note:** 1) All figures, unless mentioned otherwise, are on a consolidated basis.

## Institutional and B2C Performance – Incubating Future Growth Verticals in Health & Hygiene

Revenue (Rs. cr)



EBITDA (Rs. cr)



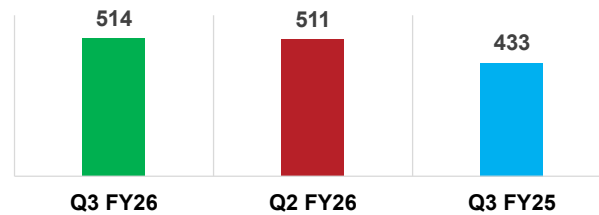
Shift % (Y-o-Y)	-15%	-		
Shift % (Q-o-Q)	-9%	-		
Margins (%)		-4%	-5%	0%

- Performance in Institutional and B2C segments remained muted in Q3 amid a softer domestic demand environment
- Operational losses reduced sequentially, indicating progress on cost and portfolio rationalisation
- Strategic emphasis remains on strengthening route-to-market and expanding distribution reach

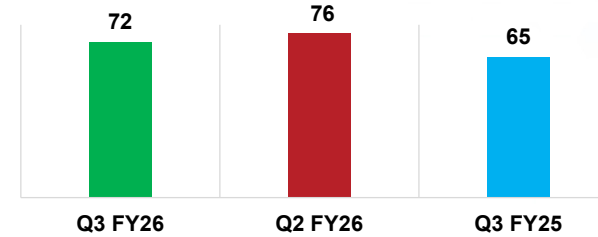


## Consolidated Performance excluding Institutional and B2C Businesses

Revenue (Rs. cr)



EBITDA (Rs. cr)

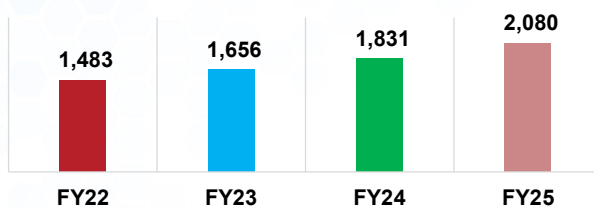


Shift % (Y-o-Y)	19%	11%		
Shift % (Q-o-Q)	1%	-5%		
Margins (%)		14%	15%	15%

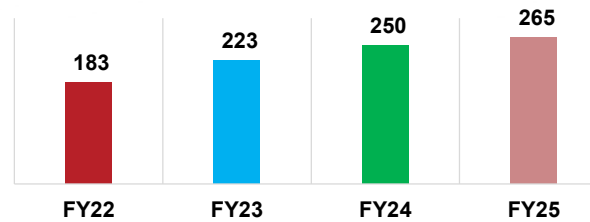
- Core segments delivered steady YoY growth in Q3, despite near-term pricing pressures
- Underlying volumes across HPPC, TSC, and AHN remained stable, supported by diversified end-market exposure
- Excluding Institutional and B2C businesses, consolidated EBITDA margin in Q3 FY26 was maintained at 14%, reflecting disciplined cost management

## Past Financial Performance Snapshot

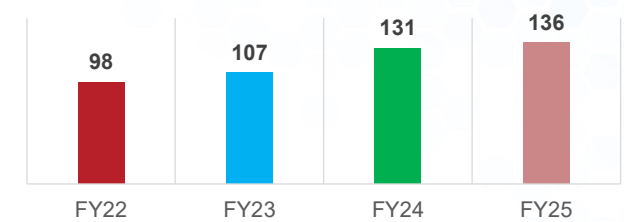
**Revenue (Rs. cr)**  
CAGR – 12%



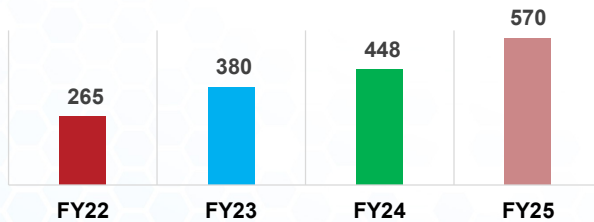
**EBITDA (Rs. cr)**  
CAGR – 13%



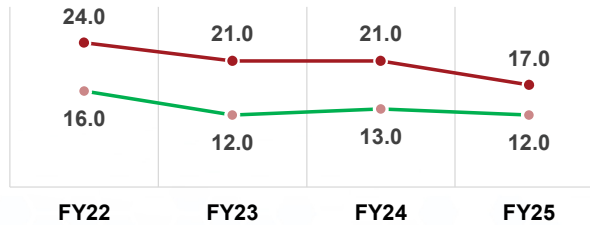
**PAT (Rs. cr)**  
CAGR – 12%



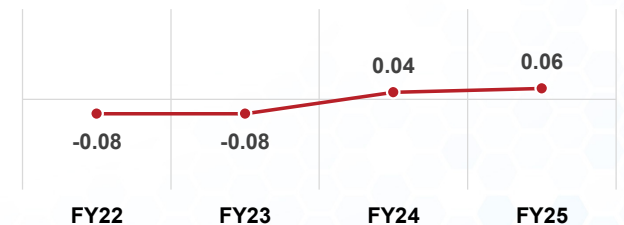
**Exports (Rs. cr)**  
CAGR – 29%



— ROE (%) — ROCE (%)



**Net Debt to Equity (x)**



- Consistent growth trajectory over the past four years, driven by both organic and inorganic growth strategies
- While near-term investments and strategic initiatives have led to a moderation in ROCE and ROE, the balance sheet position remains strong. The Company is confident of reporting improved return metrics in the future as these investments start yielding results



## Management Message



***Commenting on the performance, in a joint statement, Mr. Edward Menezes, Promoter & Executive Chairman, and Mr. Sunil Chari, Promoter & Managing Director, said***

*“We delivered healthy YoY growth in Q3 FY26 despite a softer domestic demand environment during the quarter. Consolidated revenues grew by 13% YoY, supported by a balanced contribution across business segments and continued traction in our international operations.*

*HPPC recorded a YoY growth of 11% during the quarter, reflecting stable demand amid a softer domestic environment. TSC delivered a growth of 18% YoY, while AHN grew by 39% YoY during the quarter, together providing support to overall growth. The diversified performance across segments helped offset moderation in select end-markets. Exports continued to support overall performance, driven by focused efforts to deepen relationships in key geographies and expand our customer base.*

*Profitability was impacted by ongoing investments in capacity expansion, product development and market-seeding initiatives. These investments are intended to strengthen our long-term competitive positioning, and we remain confident that operating leverage, scale benefits and an improving product mix will support margin improvement over time.*

*Our phased capacity expansion program across verticals continues to progress well, enhancing our manufacturing capabilities. Additionally, we are pleased to announce that the Board has granted in-principle approval to set up greenfield specialty chemicals manufacturing facilities in the Kingdom of Saudi Arabia (KSA). These expansions will support the strategic growth of the Company by improving supply capabilities, accelerating speed-to-market and strengthening the Company's position as a major player in manufacturing of specialty chemicals. The Project progress will be subject to customary evaluations and necessary regulatory / statutory approvals and is intended to be funded by way of equity, debt, internal accruals, or a combination of these financing means.*

*Looking ahead, we remain focused on disciplined execution, customer-led innovation and sustainable value creation. Supported by strong R&D capabilities and expanding capacities, we are well-positioned to navigate near-term volatility and deliver consistent, profitable growth for all our stakeholders.”*



## Key Developments

### **Board grants in-principle approval for setting-up of greenfield manufacturing facilities in KSA**

- Specialty Chemicals manufacturing facilities to be set up under Rossari International Limited Company, wholly owned subsidiary of the Company
- Aims to enhance supply chain resilience and accelerate speed-to-market
- The Company intends to explore available regional incentives and is evaluating optimal funding options for the project
- The Project progress will be subject to customary evaluations and necessary regulatory / statutory approvals



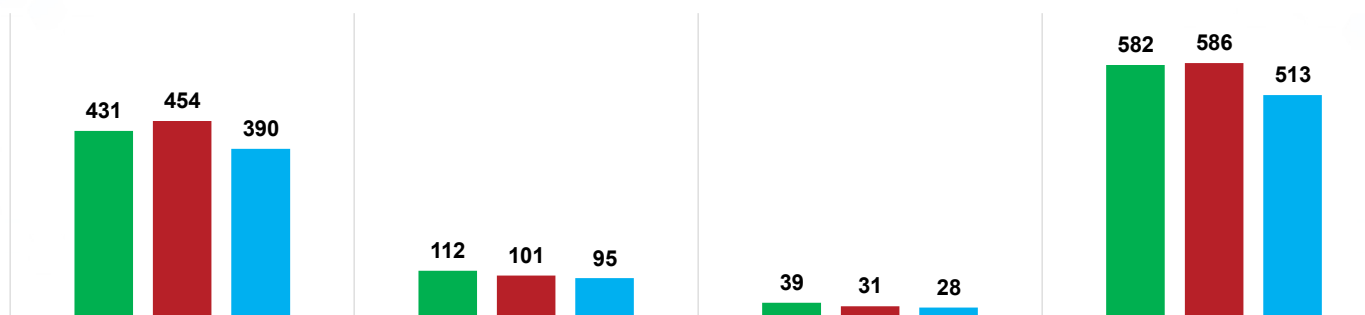
## Abridged P&L Statement - Consolidated

Particulars (Rs. cr)	Q3 FY26	Q3 FY25	Y-o-Y	9M FY26	9M FY25	Y-o-Y
<b>Revenues from Operations</b>	<b>581.7</b>	<b>512.7</b>	<b>13.5%</b>	<b>1,711.5</b>	<b>1,500.7</b>	<b>14.0%</b>
<b>Total Expenditure</b>						
COGS	400.8	350.0	14.5%	1,173.0	1,031.6	13.7%
Employee benefits expense	40.3	35.7	12.9%	115.5	96.8	19.3%
Other expenses	71.7	62.2	15.3%	214.3	176.7	21.3%
<b>EBITDA</b>	<b>68.9</b>	<b>64.8</b>	<b>6.3%</b>	<b>208.7</b>	<b>195.6</b>	<b>6.7%</b>
<b>EBITDA Margin (%)</b>	<b>11.8%</b>	<b>12.6%</b>	<b>(80) bps</b>	<b>12.2%</b>	<b>13.0%</b>	<b>(80) bps</b>
Other Income	0.5	0.5	-	3.3	2.2	50.0%
Finance Costs	7.7	4.9	57.1%	19.5	12.3	58.5%
Depreciation and Amortization	19.6	18.3	7.1%	55.6	48.9	13.7%
Share of profit/(loss) of joint venture and associate	0.4	0.3	33.3%	1.4	0.9	55.6%
<b>PBT</b>	<b>42.5</b>	<b>42.4</b>	<b>0.2%</b>	<b>138.3</b>	<b>137.5</b>	<b>0.6%</b>
Tax expense	9.7	10.7	(9.3)%	35.1	35.6	(1.4)%
<b>PAT</b>	<b>32.8</b>	<b>31.7</b>	<b>3.5%</b>	<b>103.2</b>	<b>101.9</b>	<b>1.3%</b>
<b>PAT Margin (%)</b>	<b>5.6%</b>	<b>6.2%</b>	<b>(60) bps</b>	<b>6.0%</b>	<b>6.8%</b>	<b>(80) bps</b>
<b>EPS Diluted (Rs.)</b>	<b>5.9</b>	<b>5.7</b>		<b>18.6</b>	<b>18.4</b>	

## Segment-wise Operating Performance

### Quarterly Revenue Break-up (Rs. cr)

■ Q3 FY26 ■ Q2 FY26 ■ Q3 FY25



	HPPC	TSC	AHN	TOTAL
Shift (Y-o-Y) %	11%	18%	39%	13%
Shift (Q-o-Q) %	-5%	11%	26%	-1%

**Note:** 1) All figures, unless mentioned otherwise, are on a consolidated basis  
2) Home, Personal Care and Performance Chemicals (HPPC); Textile Specialty Chemicals (TSC); Animal Health and Nutrition (AHN)



# COMPANY OVERVIEW



## Rossari – At a Glance



Technocrat promoters with

**45+**

cumulative years of experience in the specialty chemicals industry



**7\***

Manufacturing facilities



**367,100\* MTPA**

Capacity Installed



**4\***

R&D Facilities



**26%**

Revenue CAGR % (FY19-25)



**20%**

PAT CAGR % (FY19-25)

**Rossari is a Specialty-Chemical manufacturer providing intelligent and sustainable chemical solutions for customers across industries**

\* Including production capacities and R&D facilities of Unitop Chemicals & Tristar Intermediates

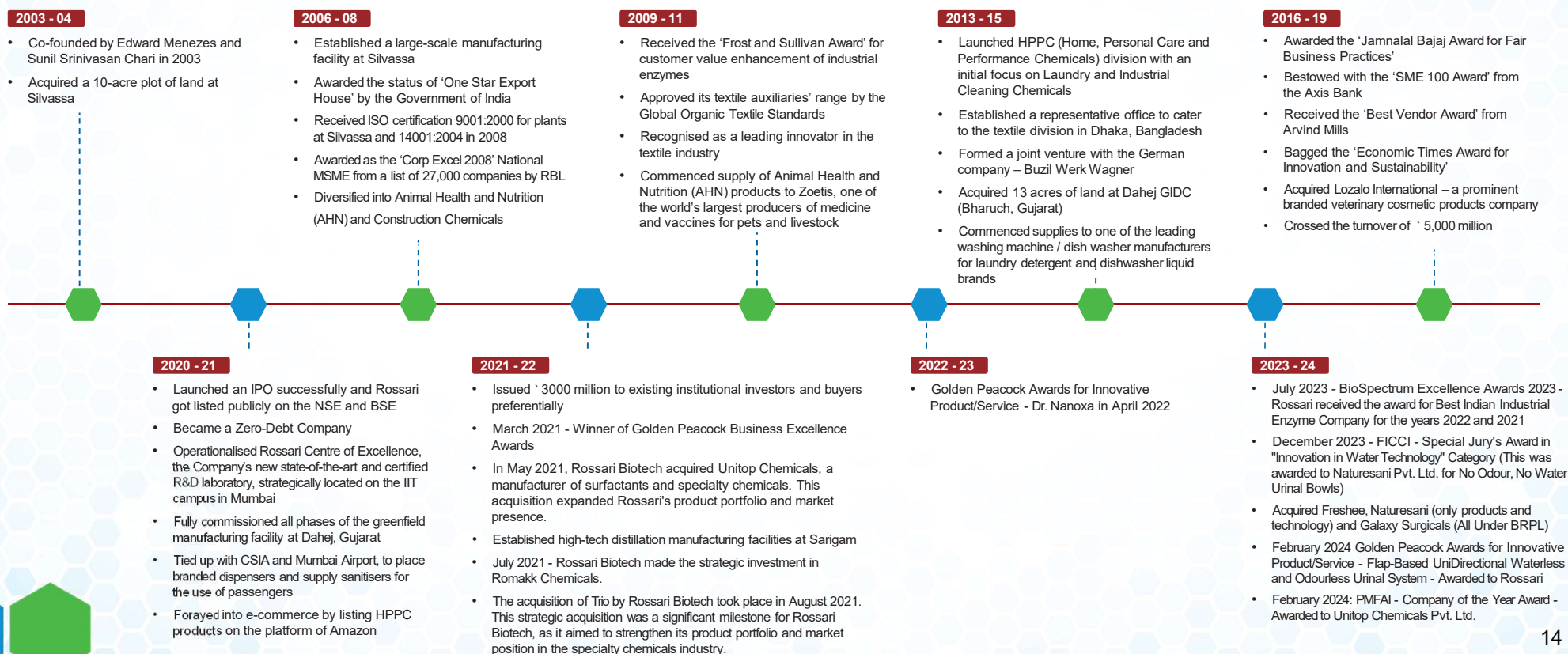




## A 25-Year Journey of Transformation

### Delivering Value and Maintaining Synergy Along the Way

Looking back in time Our Company was initially incorporated as 'Rossari Labtech' in March, 2003, as a partnership firm. In the same year, in December, the name of the partnership firm was changed to 'Rossari Biotech' and the firm was further converted into a joint stock company in August, 2009, as 'Rossari Biotech Limited'. Today, the Company is a pioneer in the Indian specialty chemicals market, and is recognised as a reputable brand within this industry.



## Business Overview

One of the leading specialty chemicals manufacturer delivering differentiated & tailor-made solutions across Home, Personal Care and Performance Chemicals (HPPC), Textile Specialty Chemicals (TSC) and Animal Health and Nutrition (AHN) businesses

### HPPC



- One of the fastest-growing specialty chemicals manufacturer in the HPPC sector in India
- Tailor-made range of solutions across industries - FMCG, Home & Personal Care, Cosmetics, Pulp & Paper, Ceramics, Agro, Oil and Gas
- **Key product-groups:** Soaps & Detergents, Ink, Paints & Coatings, Ceramic & Tiles, Pulp & Paper, Cements, Water treatment chemicals , Aroma Chemicals, Agro Chemicals

### TSC



- Largest textile specialty chemical manufacturer in India
- Provides specialty chemical solutions across entire value-chain of the textile industry
- **Solution applications:** Thread, Yarn and Man-made Fibre production, digital printing, fabric processing, dyeing auxiliaries and garment finishing range

### AHN



- Manufactures a range of over 100 products from poultry feed supplements and additives, pet grooming and pet treats
- **Wide range of feed additives:** Vitamin Premix, Acidifiers, Disinfectants, Enzymes, Trace Minerals and liquid Essential oils
- Pet-grooming and pet-care products

## Strengthening Market Presence

Strong and long-standing relationships with several clients and distributors spanning 15+ years

- 1 Increasingly tapping new segments across domestic and international markets
- 2 Building direct touch-points with several clients
- 3 Growing client base of over 1,000 customers both India and International
- 4 Company's focus towards demand generation Distributors' focus towards demand servicing
- 5 Widening distribution network to drive reach
- 6 Diversifying customer base to lower concentration risk



## Robust Manufacturing Capabilities

### Manufacturing Facility at Silvassa

- Located on 8.6 acres of land
- Fungible manufacturing capabilities for powders, granules and liquids
- Facility has a comprehensive range of testing & packaging capabilities
- Effluent treatment facility, with 2,500 MT bulk storage capacity for acid, alkali, base oils and surfactants

### Manufacturing Facility at Dahej

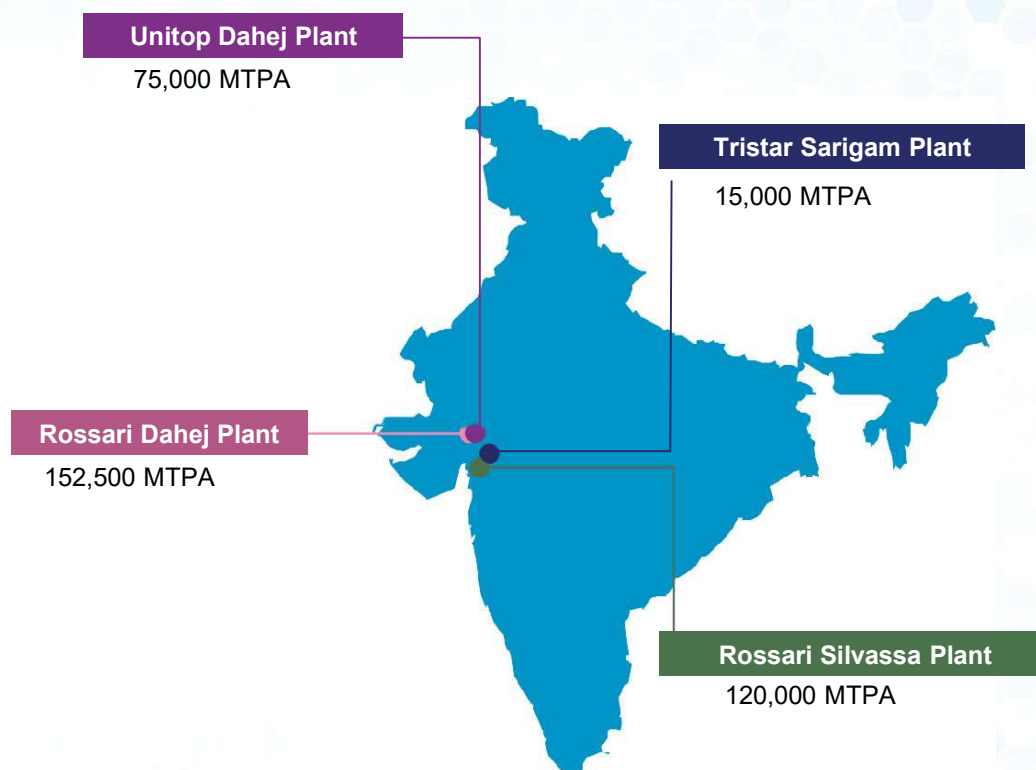
- Enjoys proximity to multi-cargo port of Dahej – providing cost & logistical advantage
- State-of-the-art facility, well-equipped with advanced technologies
- Designed on lean manufacturing principles
- Driving cost efficiencies and economies of scale

### Unitop's Manufacturing Facility at Dahej

- Located on 10 acres of land
- Superior facility for the Agrochemicals and Oil & Gas segment
- Fully equipped R&D centre dedicated to product development, quality and process standardisation
- Adequate scope for further capacity expansion

### Tristar's Manufacturing Facility at Sarigam

- 3 manufacturing units located in chemical zone at GIDC, Sarigam
- Leading manufacturer of preservatives, aroma chemicals, and home and personal care additives
- Access to High-tech distillation facilities



**Asset-light approach enables healthy return ratios**

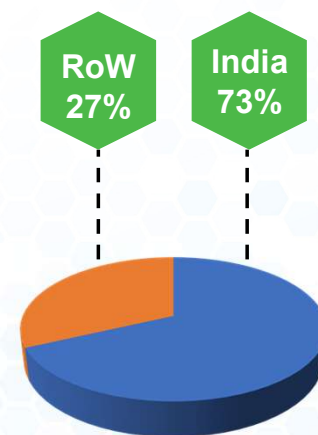


## Global Reach

## Market Presence



**EXPORT OPERATIONS IN 70+ COUNTRIES**



COLLABORATE. INNOVATE. ELEVATE.

## Growth Drivers

01

### Augmenting product portfolio

- Enhance emphasis on green/sustainable solutions
- Leverage R&D capabilities to develop new niches in product offerings
- Focus on customer requirements, product excellence, and process sustainability

02

### Innovation and product development

- Strengthen innovation platform for differentiated offerings
- Combine consumer insights and market research for shorter lead times
- Enrich customer experience with innovation-backed solutions

03

### Seeding new business lines

- Evaluate opportunities based on existing capabilities and technical know-how
- Diversify into new business lines for the next growth phase

04

### Increasing wallet share and customer base

- Cross-sell and address sourcing requirements of MNC customers
- Tap into new customer segments
- Consolidate position as a preferred supplier

05

### Inorganic growth through strategic acquisitions

- Expand presence in specialty chemical segments and personal care
- Strengthen market reach and broaden product portfolio
- Drive economies of scale and market consolidation

06

### Maintaining financial discipline

- Performance-focused and high growth-driven approach
- Prudent management of cash and financial resources
- Strong financial discipline at all times





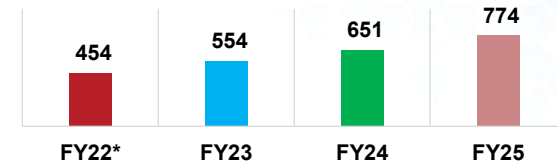
## Update on Key Subsidiaries

Executed synergistic acquisitions in the past complementing the ethos of Rossari's business model



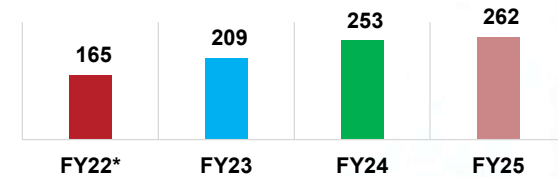
- Unitop solutions sold across 25+ countries
- Presence in high-potential Specialty chemical segments, such as Agrochemicals and Oil & Gas segments
- Operates three manufacturing sites in India

Revenue (Rs. crore)  
CAGR – 19%



- Prominent player in the field of Preservatives, Aroma Chemicals, and Home & Personal Care
- Preferred supplier to various reputed companies and MNCs across India, Europe, USA and Far East countries
- High-tech distillation manufacturing facilities at Sarigam, Gujarat

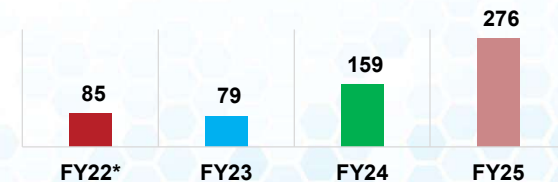
Revenue (Rs. crore)  
CAGR – 17%



**Buzil Rossari**

- Key emerging player in the Institutional Cleaning industry
- Specialises in providing superior cleaning, hygiene and disinfection solutions to various institutions and consumers
- Harnessing our cutting-edge technology, deep expertise, and powerful network, in shaping the future of consumer health and hygiene

Revenue (Rs. crore)  
CAGR – 48%



\*Considering full-year figures

## Key Synergies from Acquisitions

Strategic & value-accretive acquisitions accelerate growth and drive economies of scale



Augmented presence in Specialty Chemical, Personal Care and Agrochemical segments



Expansion of addressable domestic and export markets and end-user applications



Extension of manufacturing capabilities



Pooling together of related technologies provides R&D edge



Inorganic investments within operational and financial discipline criteria outlined by Board



## Strategies

## Strategic Responses to Opportunities

Opportunity	Outcomes
<b>1. Expanding into New Business Lines</b> <ul style="list-style-type: none"> <li>• Leverage existing R&amp;D capabilities and expertise in core chemistries to diversify into new product segments.</li> <li>• Explore opportunities in emerging markets like spin finish, technical textiles, and textile sizing.</li> <li>• Diversify product portfolio into the pet food sub-segment, capitalizing on the growing pet care industry.</li> <li>• Utilize intelligent chemistry principles to identify and develop innovative, sustainable products.</li> </ul>	<ul style="list-style-type: none"> <li>• Diversified revenue streams, reduced risk from dependence on core segments.</li> <li>• Increased market share and positioning in emerging product categories.</li> </ul>
<b>2. Strengthening International Presence</b> <ul style="list-style-type: none"> <li>• Expand distribution network and customer base in international markets.</li> <li>• Tap into the growing demand for specialty chemicals globally, particularly in developed markets.</li> <li>• Leverage the company's expertise in customized solutions and sustainable offerings to differentiate in new markets.</li> <li>• Explore strategic partnerships or acquisitions to establish a foothold in target international markets.</li> </ul>	<ul style="list-style-type: none"> <li>• Access to new customer segments and markets, driving revenue growth.</li> <li>• Enhanced brand recognition and reputation on a global scale.</li> </ul>
<b>3. Acquisitions and Strategic Partnerships</b> <ul style="list-style-type: none"> <li>• Strategic value-accretive acquisitions to expand presence in specialty chemical segments and personal care sectors.</li> <li>• Acquire companies with complementary product portfolios, technologies, or market reach.</li> <li>• Explore strategic partnerships or joint ventures to leverage synergies and accelerate growth.</li> <li>• Capitalize on inorganic growth opportunities to drive economies of scale and market consolidation.</li> </ul>	<ul style="list-style-type: none"> <li>• Rapid expansion into new markets, product lines, &amp; technologies</li> <li>• Increased production capacities and economies of scale, leading to cost efficiencies.</li> </ul>



## Strategies

## Strategic Responses to Opportunities

Opportunity	Outcomes
<b>4. Enhancing Sustainability and Green Initiatives</b> <ul style="list-style-type: none"> <li>Invest in research and development of advanced sustainable chemical solutions.</li> <li>Explore opportunities in emerging sectors like renewable energy, waste management, or water treatment.</li> <li>Collaborate with academic institutions, research organizations, or industry partners to drive innovation in sustainable chemistry.</li> <li>Leverage the company's commitment to sustainability as a competitive advantage and differentiator.</li> </ul>	<ul style="list-style-type: none"> <li>Strengthened brand reputation as an environmentally responsible company.</li> <li>Cost savings through eco-efficient processes and sustainable practices.</li> </ul>
<b>5. Digital Transformation</b> <ul style="list-style-type: none"> <li>Implement digital technologies, automation, and data analytics across operations and supply chain.</li> <li>Leverage technologies like IoT, AI, and advanced manufacturing to optimize processes and improve efficiency.</li> <li>Develop digital platforms for customer engagement, product development, and innovation management.</li> <li>Enhance data-driven decision-making and gain insights into customer preferences and market trends.</li> </ul>	<ul style="list-style-type: none"> <li>Improved operational efficiency and reduced costs through automation and data analytics.</li> <li>Enhanced customer experience and data-driven insights for product development.</li> </ul>
<b>6. Talent Acquisition and Capability Building</b> <ul style="list-style-type: none"> <li>Attract and retain top talent in R&amp;D, product development, and specialized areas of chemistry.</li> <li>Invest in training and development programs to upskill the existing workforce.</li> <li>Foster a culture of innovation, creativity, and continuous learning.</li> <li>Collaborate with academic institutions and research organizations to access cutting-edge knowledge and expertise.</li> </ul>	<ul style="list-style-type: none"> <li>Strengthened R&amp;D capabilities and innovation potential.</li> <li>Competitive advantage through a skilled and future-ready workforce.</li> </ul>



## Strategies

## Strategic Responses to Threats

Threats	Outcomes
<b>1. Increasing Competition</b> <ul style="list-style-type: none"> <li>Entry of new players or intensified competition from existing rivals in the specialty chemicals market.</li> <li>Competition from low-cost producers, especially in international markets</li> </ul>	<ul style="list-style-type: none"> <li>Drive for innovation and development of differentiated products</li> <li>Improved operational efficiency and cost optimization.</li> </ul>
<b>2. Volatile Raw Material Prices</b> <ul style="list-style-type: none"> <li>Fluctuations in the prices of raw materials used in chemical production</li> <li>Impact on profit margins and overall profitability</li> </ul>	<ul style="list-style-type: none"> <li>Diversification of raw material sources and supply chains</li> <li>Investment in alternative or sustainable raw material sources</li> </ul>
<b>3. Regulatory Changes and Environmental Concerns</b> <ul style="list-style-type: none"> <li>Stricter regulations related to chemical safety, environmental impact, and sustainability</li> <li>Increased compliance costs and potential penalties for non-compliance</li> </ul>	<ul style="list-style-type: none"> <li>Proactive adoption of sustainable practices and green chemistry initiatives</li> <li>Strengthened reputation as an environmentally responsible company</li> </ul>
<b>4. Economic Downturns and Market Volatility</b> <ul style="list-style-type: none"> <li>Reduced demand for specialty chemicals due to economic slowdowns or disruptions</li> <li>Impact on sales, revenues, and profitability</li> </ul>	<ul style="list-style-type: none"> <li>Diversification of customer base and geographic markets</li> <li>Development of recession-proof or counter-cyclical product lines</li> </ul>
<b>5. Supply Chain Disruptions</b> <ul style="list-style-type: none"> <li>Disruptions in the supply chain due to natural disasters, geopolitical tensions, or logistical challenges</li> <li>Impact on production and timely delivery of products</li> </ul>	<ul style="list-style-type: none"> <li>Implementing robust supply chain risk management strategies</li> <li>Exploring alternative sourcing options and partnerships for critical raw materials</li> </ul>
<b>6. Cybersecurity Risks</b> <ul style="list-style-type: none"> <li>Potential cyber-attacks, data breaches, or system failures</li> <li>Impact on operations, intellectual property, and sensitive information</li> </ul>	<ul style="list-style-type: none"> <li>Strengthening cybersecurity measures and data protection protocols</li> <li>Investing in advanced security technologies and employee training</li> </ul>



## Focus on Green & Sustainable Chemical Solutions since Inception

Aggressively embracing sustainability in business operations to accelerate growth



Specialists in producing environmentally-benign substitutes that replace legacy and harmful products



Focus on green, sustainable and cost neutral products



Minimizing carbon footprint of manufacturing processes while maximizing customer benefits





## Corporate Social Responsibility

We at Rossari, recognize our role and responsibility to deliver superior and sustainable value to our customers, business partners, employees and communities. We have implemented various CSR initiatives with employee volunteers as well as in partnership with implementing agencies. Our initiatives are aimed towards upliftment of areas of rural development, women empowerment and livelihood opportunities, research and development for upliftment of society and skill development, childcare and healthcare facilities, water conservation and environment and disaster relief and rehabilitation



## Experienced Promoters and Board of Directors

### Founders & Promoters



**Edward Menezes**  
Promoter & Executive Chairman  
28+ years

- B. Sc. (chemistry major) from K. J. Somaiya College of Science, University of Bombay & B. Sc. (technology) in textile chemistry from UDCT, University of Bombay
- Over 30 years of experience in speciality chemical industry
- Master's degree in marketing management from Prin. L. N. Welingkar Institute of Management Development & Research, Mumbai
- Awarded 'UAA Distinguished Alumnus technology day award, 2013' by ICT (Formerly UDCT). Also awarded 'All India Industrialist of the Year 2021' award by the Federation of Industries of India by the 2022 Hurun India – Industry Achievement Award



**Sunil Chari**  
Promoter & Managing Director  
23+ years

- B. A. from the Kakatiya University and a diploma in technical and applied chemistry from VJTI, Mumbai
- Over 23 years of experience in the speciality chemical industry and 12+ years of experience in different roles within the Company
- He has been actively involved in the day-to-day running of the Company

### Independent Directors



**Aseem Dhru**

- Over 25 years of experience in the banking industry. He holds a bachelor's degree in commerce from H. L. Commerce College, Gujarat University. He is an associate member of the Institute of Chartered Accountants of India and the Institute of Cost and Works Accountants of India. B. Com. from H. L. Commerce College, Gujarat University & associate member of ICAI & ICWAI
- Currently the CEO & MD of SBFC Finance Limited. Previously associated with HDFC Bank & HDFC Securities



**Aparna Sharma**

- Over 27 years of rich and diverse industry experience. Currently contributing as a Board Mentor with various boards & as an advisor to various corporates in areas such as Strategic Leadership, Planning, Organization Behaviour & Strategy for Board Room Effectiveness, Organization Culture & Development, Leadership Relationships, Temperamental Traits & Derailment Factors within Boards etc.
- Masters in Personnel Management & Industrial Relations (PM&IR), from TISS Mumbai



**Esha Achan**

- Finance professional with a proven track record of over 33 years having held pivotal roles within senior management as a Group President, Global Head leading Global Business, Finance and Treasury operations of MNC's and publicly listed companies like Glenmark Pharmaceuticals & BAJAJ
- Master's in Business Administration (MBA) in Finance from Wellinkar Business Institute – Mumbai



**Gurudas Aras**

- Over 40 years of experience in the textile industry and was associated with A.T.E. Group from 1981 until his retirement on 31st March 2021
- He is also on the advisory board and board of Studies of VJTI, Mumbai, and is a member of the advisory editorial board of 'The Textile Magazine' and 'Indian Textile Journal (ITJ)'
- Strategic advisor to APS GmbH, a German company in the field of robotics and automation, and is a Business Advisor to Rabatex Industries and Yamuna Machine Works, both from the textile engineering field

## **CONFERENCE CALL DETAILS**

Q3 FY-2026 Earnings Conference Call

### **Time**

4:00 PM IST on Monday, January 19, 2026

### **Pre-registration**

To enable participants to connect to the conference call without having to wait for an operator, please register at the below mentioned link: [Diamond Pass Registration \(choruscall.in\)](https://choruscall.in/DiamondPassRegistration)

### **Primary dial-in number**

+91 22 6280 1141 / 7115 8042



## About Us

Rossari Biotech Limited (Rossari) (BSE: 543213, NSE: ROSSARI), is a Specialty-Chemicals manufacturer providing intelligent and sustainable solutions for customers across industries. Headquartered at Mumbai, India, the Company operates strategically located manufacturing facilities at Silvassa and Dahej. The Company offers tailor-made solutions for Home, Personal Care and Performance chemicals (HPPC), Textile specialty chemicals and Animal Health and Nutrition (AHN). With differentiated product offerings, Rossari caters to an array of applications across FMCG, Home care, Industrial Cleaning, Personal Care, Textile Specialty Chemicals, Performance Chemicals, the Animal Health and Nutrition and Pet Care businesses. The Company has an extensive and a dedicated network of distributors spread all over India.



### For further information, please contact:



Ketan Sablok



Rossari Biotech Limited



Tel: +91 22 6123 3800



Email: [ketan.sablok@rossari.com](mailto:ketan.sablok@rossari.com)



Anoop Poojari / Mitesh Jain



CDR India



Tel: +91 98330 90434 / 96194 44691



Email: [anoop@cdr-india.com](mailto:anoop@cdr-india.com) /  
[mitesh@cdr-india.com](mailto:mitesh@cdr-india.com)

***Thank you***