



EIDE9



BRAWN BIOTECH LTD.

Date: 18th November 2025

To,

**BSE Limited,
25th Floor, P. J. Towers,
Dalal Street Fort,
Mumbai- 400001**

BSE Scrip Code: 530207

Scrip ID: BRAWN

Subject: Intimation of Publication of Unaudited Financial Results pursuant to Regulation 47 of SEBI (Listing Obligation and Disclosure Requirements), Regulations, 2015

Dear Sir/ Mam,

Please find enclosed copy of Newspaper Advertisement of Unaudited Financial Results for the quarter (Q2) and half year ended 30.09.2025 published in:

- A. Financial Express dated 16th November, 2025 (English)
- B. Jan Satta dated 16th November, 2025 (Hindi)

Kindly take the same for your record.

Thanking You,

Yours Sincerely,

Brawn Biotech Limited

Priyanka Sharma

Company Secretary & Compliance Officer

Membership No.: A50385



BRAWN BIOTECH LTD.

CIN NO.: L74899DL1985PLC022468

Works : Plot No.44, Pace City-1, Sector 37, Near Hero Honda Chowk, Gurugram - 122001, Haryana, INDIA

Email: distribution@brawnlabs.in | Website : www.brawngroup.in

Regd. Office : C-64, Lajpat Nagar-1, First Floor, New Delhi-110024, INDIA Tel.: 011-29815331

Email: solution@brawnbiotech.com

...for better life

AANCHAL ISPAT LIMITED

CIN: L27106WB1996PLC076866

Registered Office: Mouza - Chamrail, NH 6, Howrah, West Bengal - 711114


Email: info@aanchalispst.com, Tel: 03212-246121, Website: www.aanchalispst.com

EXTRACT OF STANDALONE UNAUDITED FINANCIAL RESULTS FOR
THE QUARTER & HALF YEAR ENDED SEPTEMBER 30, 2025

(Rs in Lakhs except EPS)

PARTICULARS	Quarter ended 30.09.2025	Half Year ended 30.09.2025	Quarter ended 30.09.2024	Year ended 31.03.2025
	(Unaudited)	(Unaudited)	(Unaudited)	(Audited)
Total Income from Operations (net)	1,877.90	2,272.18	3,874.08	15,130.13
Net Profit/(Loss) for the period (Before tax Exceptional and/or Extraordinary items)	20.16	5.72	(15.58)	(535.38)
Net Profit/(Loss) for the period before tax (After Exceptional and/or Extraordinary items)	20.16	5.72	(15.58)	(1,790.76)
Net Profit/(Loss) for the period after tax (After Exceptional and/or Extraordinary items)	21.14	4.74	(15.35)	(1,340.23)
Total Comprehensive Income for the period after tax and Other Comprehensive Income (after tax)	21.14	4.74	(15.35)	(1,334.96)
Equity Share Capital	283.33	283.33	2,085.38	2,085.38
Other Equity (excluding Revaluation Reserve as shown in the Balance sheet of previous year)	-	-	-	(1,740.26)
Earning Per Share (Rs. 10/- each)				
Basic: (in Rs)	0.75	0.17	(0.07)	(6.40)
Diluted: (in Rs)	0.75	0.17	(0.07)	(6.40)

Notes :
1 The above is an extract of the detailed format of Quarter and half year ended 30th September, 2025 unaudited financial results filed with the Stock Exchange under Regulation 33 of the SEBI (Listing Obligation and Disclosure Requirements) Regulations, 2015. The full format of the quarter and half year ended Financial Results are available on the BSE website- www.bseindia.com and on the Company website <http://www.aanchalispst.com/financials.html#financials>
2 The above results have been prepared in accordance with Indian Accounting Standards ("IND AS") notified under section 133 of the Companies Act 2013 read together with the Companies (Indian Accounting Standards) Rules, 2015.



For Aanchal Ispat Limited
Sd/-
Mukesh Goel
(Managing Director)

Place : Kolkata
Date : 14.11.2025

BRAWN BIOTECH LIMITED

CIN:L74899DL1985PLC022468


REGD. OFFICE: C-64, Lajpat Nagar-I, New Delhi 110024

Extract of Standalone Un-Audited Financial Results for the quarter and half year ended 30th September 2025

(Rs. In Lacs)

Sl. No.	Particulars	Standalone					
		Quarter Ended			Half-yearly ended		Year Ended
		30-Sep-25	30-Jun-25	30-Sep-24	30-Sep-25	30-Sep-24	31-Mar-25
		Unaudited	Unaudited	Unaudited	Unaudited	Unaudited	Audited
1	Total Income from operation	498.22	588.86	329.81	1,087.08	736.22	1,355.83
2	Net Profit/(Loss) for ordinary activities after tax	7.14	23.60	(34.37)	30.74	(87.18)	(179.81)
3	Net Profit/(Loss) for the period after tax (after extraordinary items)	7.14	23.60	(34.37)	30.74	(87.18)	(179.81)
4	Total Comprehensive Income for the period [Comprising Profit/(Loss) for the period (after tax) and Other Comprehensive Income]	7.49	26.80	(28.66)	34.30	(83.44)	(176.08)
5	Equity Share Capital	300.03	300.03	300.03	300.03	300.03	300.03
6	Reserve (excluding Revaluation Reserves as shown in the balance sheet of previos year						
7	Earning per share (before extraordinary items) (not annualised): (of rs. 10 each)						
	(a) Basic (Rs.)	0.25	0.89	-0.96	1.14	-2.78	-5.87
	(b) Diluted (Rs.)	0.25	0.89	-0.96	1.14	-2.78	-5.87
8	Earning per share (after extraordinary items) (not annualised): (of rs. 10 each)						
	(a) Basic (Rs.)	0.25	0.89	(0.96)	1.14	(2.78)	(5.87)
	(b) Diluted (Rs.)	0.25	0.89	-0.96	1.14	-2.78	-5.87

Notes :
1- The above is an extract of the detailed format of Quarterly and Half Yearly financial Results filed with the Stock Exchanges under Regulation 33 of the SEBI (Listing and Other Disclosure Requirements) Regulations, 2015. The full format of the Quarterly and Half Yearly financial results are available on the Stock Exchange website (www.bseindia.com) and on the company's website (www.brawnbiotech.com).
2- The above results have been reviewed by the Audit Committee and approved by the Board of Directors at their meeting held on 14-11-2025.
3- The Financials have been prepared in accordance with Companies (Indian Accounting Standards) Rules 2015 (Ins-AS) to the extent applicable. The Company has for the first time adopted IND-AS beginning 01st April 2017 with transition date of 01st April, 2016.
4- The Company is engaged primarily in the business of Pharmaceuticals. Accordingly, there is no separate reportable segments as per Ind-AS 108 dealing with Operating Segments.
5- Previous year/period figures have been regrouped/rearranged, wherever necessary to make them comparable with the current period figures.



For and on behalf of Board
For Brawn Biotech Limited
Sd/-
Brij Raj Gupta
Director
DIN NO. 00974969

Place : Delhi
Date : 14-11-2025

ECOBIX INDUSTRIALS ASSET II PRIVATE LIMITED

[Now merged with INDOSPAC CHITTOOR PRIVATE LIMITED]

Corporate Identity Number: U45203MH2014PTC252644

HD-731, WeWork Vaswani Chambers, 2nd Floor, 264-265, Dr Annie Besant Rd, Municipal Colony, Worli Shivaji Nagar, Worli, Mumbai, Maharashtra 400030

Tel.: +91 9167736898 | E-mail: Compliance@ecoboxi.com | Website: www.ecoboxi.com

STATEMENT OF UNAUDITED FINANCIAL RESULTS FOR
THE QUARTER AND SIX MONTHS ENDED 30 SEPTEMBER 2025


(Rs. In Lakhs)

Sr. No.	Particulars	Quarter Ended		Six Months Ended		Year Ended
		30 September 2025	30 September 2024	30 September 2025	30 September 2024	31 March 2025
		(Unaudited)	(Unaudited)	(Unaudited)	(Unaudited)	(Audited)
1	Total Income from operations	477.97	-	1,031.97	-	809.69
2	Net Profit / (Loss) for the period (before Tax, Exceptional and/or Extraordinary items)	-619.62	-4.67	-1,190.60	-4.67	-1,228.81
3	Net Profit / (Loss) for the period before Tax (after Exceptional and/or Extraordinary items)	-619.62	-4.67	-1,190.60	-4.67	-1,228.81
4	Net Profit / (Loss) for the period after tax (after Exceptional and/or Extraordinary items)	-518.39	-3.50	-996.08	-3.50	-1,266.61
5	Total Comprehensive Income for the period [Comprising Profit/(Loss) for the period (after tax) and Other Comprehensive Income (after tax)]	-518.39	-3.50	-996.08	-3.50	-1,266.61
6	Paid up Equity Share Capital	10.00	10.00	10.00	10.00	10.00
7	Reserves (excluding Revaluation Reserve)	-746.84	-3.50	-746.84	-3.50	249.24
8	Securities Premium Account	-	-	-	-	-
9	Net worth	-736.84	6.50	-736.84	6.50	259.24
10	Paid up Debt Capital/ Outstanding Debt	23,906.87	-	23,906.87	-	23,354.83
11	Outstanding Redeemable Preference Shares	-	-	-	-	-
12	Debt Equity Ratio	-32.45	-1.31	-32.45	-	90.09
13	Earnings Per Share (of Rs. 10/- each): 1. Basic 2. Diluted:	-518.39 -518.39	-2,160.89 -2,160.89	-996.08 -996.08	-2,160.89 -2,160.89	-1,266.61 -1,266.61
14	Capital Redemption Reserve	NA	NA	NA	NA	NA
15	Debtenture Redemption Reserve	NA	NA	NA	NA	NA
16	Debt Service Coverage Ratio	0.60	NA	0.65	NA	0.42
17	Interest Service Coverage Ratio	0.61	NA	0.65	NA	0.43

1. Net worth = Share capital + Reserves & Surplus - Deferred Tax Assets
2. Paid-up Debt Capital/ Outstanding Debt = Total Debt
3. Debt Equity Ratio = Total Debt / Net worth
4. DSCR = (Profit before interest and tax) / Interest expense
5. ISCR = Profit before interest and tax / Interest expense
Notes:
1. The above is an extract of the detailed format of quarter and period ended financial results filed with the Stock Exchanges in accordance with Regulation 52 of the SEBI (Listing Obligations and Disclosure Requirements) Regulations, 2015 (the 'Listing Regulations, 2015'), as amended. The full format of quarter and period ended financial results are available on the websites of the Stock exchange and the Company's website (<https://www.ecoboxi.com/>).
2. For the other line items referred in regulation 52 (4) of the LODR Regulations, pertinent disclosures have been made to the Stock Exchange and the Company's website (<https://www.ecoboxi.com/>).
3. The Company received the approval order dated July 17, 2025, from the Regional Director, Western Region, for the Scheme of Amalgamation under Section 233 of the Companies Act, 2013, involving the merger of Ecobox Industrials Asset II Private Limited (Transferor Company) / Holding Company with Indospace Chittoor Private Limited (Transferee Company) / Company which is effective from November 06, 2024 ('appointed date' i.e. the acquisition date). The Company has completed all requisite filings with the Registrar of Companies to give effect to the scheme, in accordance with the merger order. The merger has been accounted for as a reverse acquisition in accordance with Ind AS 103 'Business Combinations', with Indospace Chittoor II Private Limited identified as the accounting acquiree. Accordingly, comparative figures are restated to give the effect of the merger from the appointed date.
4. The above financial results of the Company are reviewed and have been approved by the Board of Directors of the Company at their respective meeting held on November 14, 2025. The Statutory Auditors have conducted limited review and have issued an unmodified report on the financial results for the quarter and period ended September 30, 2025.

For INDOSPAC CHITTOOR PRIVATE LIMITED
Ashish Shah
Director
DIN : 06898999
Date : 14 Nov, 2025
Place : Mumbai

Registered Office:
No. 258/A, Bommasandra Industrial Area, Anekal Taluk,
Bengaluru- 560 099 , Karnataka, India.
Telephone: +91-8050009318
Email : investorrelations@narayanahealth.org



Narayana Hrudayalaya Limited


www.narayanahealth.org
CIN:L85110KA2000PLC027497

EXTRACT OF UN-AUDITED FINANCIAL RESULTS FOR THE QUARTER AND HALF-YEAR ENDED SEPTEMBER 30, 2025

(₹ in Million, except per share data)

Sl. No.	Particulars	Standalone				Consolidated			
		Quarter ended 30.09.2025	Quarter ended 30.09.2024	Half Year ended 30.09.2025	Year ended 31.03.2025	Quarter ended 30.09.2025	Quarter ended 30.09.2024	Half Year ended 30.09.2025	Year ended 31.03.2025
		Un-audited	Un-audited	Un-audited	Audited	Un-audited	Un-audited	Un-audited	Audited
1	Total Income from continuing operations	10,362.57	9,474.93	19,958.34	37,322.85	16,677.82	13,901.95	31,988.43	55,750.12
2	Net Profit for the period (before Tax, Exceptional and/ or Extraordinary items*)	1,712.95	1,337.62	2,885.68	5,567.31	2,954.82	2,324.65	5,263.19	9,439.01
3	Net Profit for the period before tax (after Exceptional and/ or Extraordinary items*)	1,712.95	1,337.62	2,885.68	5,567.31	2,954.82	2,324.65	5,263.19	9,355.38
4	Net Profit for the period after tax (after Exceptional and/ or Extraordinary items*) from continuing operations	1,378.80	1,055.29	2,252.51	4,311.42	2,582.89	1,992.93	4,543.40	7,898.19
	Net Profit for the period after tax (after Exceptional and/ or Extraordinary items*) from discontinued operations	-	-	-	-	2.06	-4.95	8.62	8.12
5	Total Comprehensive Income for the period [Comprising Profit for the period (after tax) and Other Comprehensive Income (after tax)]	1,382.19	1,051.39	2,251.47	4,267.23	3,278.92	2,041.38	5,250.55	8,243.83
6	Paid up Equity Share Capital	2,043.61	2,043.61	2,043.61	2,043.61	2,043.61	2,043.61	2,043.61	2,043.61
7	Reserves (excluding Revaluation Reserve)	21,150.88	17,436.35	21,150.88	19,813.36	38,554.72	30,012.90	38,554.72	34,219.94
8	Securities Premium Account	5,064.05	5,064.05	5,064.05	5,064.05	5,064.05	5,064.05	5,064.05	5,064.05
9	Net worth	23,194.49	19,479.96	23,194.49	21,856.97	40,598.33	32,056.51	40,598.33	36,263.55
10	Paid up Debt Capital / Outstanding Debt	14,789.67	8,525.94	14,789.67	14,758.89	21,354.58	15,134.54	21,354.58	22,133.52
11	Debt Equity Ratio	0.69	0.49	0.69	0.73	0.58	0.53	0.58	0.67
12	Earnings Per Share (of Rs. 10/- each) (for continuing and discontinued operations) - 1. Basic: 2. Diluted:	6.79 -	5.20 -	11.09 -	21.23 -	12.72 -	9.78 -	22.40 -	38.90 -
13	Capital Redemption Reserve	NA	NA	NA	NA	NA	NA	NA	NA
14	Debtenture Redemption Reserve	NA	NA	NA	NA	NA	NA	NA	NA
15	Debt Service Coverage Ratio	3.35	2.79	2.83	2.79	3.16	2.60	2.83	2.51
16	Interest Service Coverage Ratio	6.99	7.54	5.87	7.35	7.99	7.60	7.02	7.39
17	Long term debt to working capital ratio	2.79	12.63	2.79	3.00	1.26	1.57	1.26	1.38
18	Bad debts to Accounts receivable ratio	-	-	-	-	-	-	-	-
19	Current liability ratio	0.31	0.47	0.31	0.31	0.34	0.44	0.34	0.32
20	Total debt to total assets ratio	0.31	0.23	0.31	0.33	0.28	0.24	0.28	0.30
21	Debtors Turnover ratio	3.48	4.18	7.20	16.35	2.74	2.90	5.52	11.22
22	Inventory turnover ratio	5.89	4.18	11.08	16.96	2.92	2.61	5.69	10.32
23	Operating margin(%)	22.47%	19.54%	20.80%	18.71%	24.49%	22.03%	23.47%	23.28%
24	Net Profit margin(%)	13.53%	11.30%	11.48%	12.01%	15.71%	14.20%	14.42%	14.40%

#-Exceptional and/ or Extraordinary items adjusted in the Statement of Profit and Loss in accordance with Ind AS Rules.
Notes: a)The above is an extract of the detailed format of quarterly/annual financial results filed with the National Stock Exchange of India limited BSE Limited under Regulation 33 and 52 of the Listing Regulations. The full format of the quarterly/ annual financial results is available on the websites of the NSE and BSE Limited and on the Company's website (www.narayanahealth.org) and it can be accessed by scanning the QR. b)For the other line items referred in regulation 52(4) of the Listing Regulations, pertinent disclosures have been made to NSE and BSE Limited and can be accessed on the Company's website (www.narayanahealth.org)



Place: Bengaluru
Date: November 15, 2025

Sd/-
Dr. Emmanuel Rupert
Managing Director & Group CEO

AVRO INDIA LIMITED

CIN: L25200UP1996PLC101013

Add: A-7/36-39, South of G.T Road Industrial Area,
Electrosteel Casting Compound, Ghaziabad-201009, Uttar Pradesh


Website: www.avrofurniture.com, Email: info@avrofurniture.com, Tel: 0120-4376091

EXTRACT OF UNAUDITED STANDALONE AND CONSOLIDATED FINANCIAL RESULTS
FOR THE QUARTER AND HALF YEAR ENDED 30TH SEPTEMBER, 2025

(₹ in Lakhs)

S. No.	Particulars	Standalone					Consolidated		
		Quarter Ended		Half Year Ended		Year Ended	Quarter Ended		Half Year Ended
		30.09.2025	30.06.2025	30.09.2024	30.09.2025	30.09.2024	31.03.2025	30.09.2025	30.09.2025
		Unaudited	Unaudited	Unaudited	Unaudited	Unaudited	Audited	Unaudited	Unaudited
1	Total Income from Operations	2,100.38	2,166.81	1,804.89	4,267.19	3,476.66	7,832.48	2090.21	2166.81
2	Net Profit for the period (before Tax, exceptional and/or Extraordinary Items)	146.16	143.46	123.85	289.62	192.54	418.08	144.51	143.10
3	Net Profit for the period before Tax (after exceptional and/or Extraordinary Items)	146.16	143.46	123.85	289.62	192.54	401.55	144.51	143.10
4	Net Profit for the period after tax (after Exceptional and/or Extraordinary Items)	122.08	105.46	82.99	227.54	148.92	304.22	120.84	105.19
5	Total Comprehensive Income for the period [Comprising Profit for the period (after tax) and Other Comprehensive Income (after tax)]	119.66	106.98	82.42	226.64	138.56	292.51	118.42	106.71
6	Equity Share Capital	1,331.11	1,331.11	1,008.74	1,331.11	1,008.74	1,331.11	1331.11	1331.11
7	Reserves (excluding Revaluation Reserves) as shown in the Audited Balance sheet of the previous year	-	-	-	-	-	6552.64	-	-
8	Earnings per Share (of Rs. 10 each) (for continuing and discontinued operations) Basic (in Rs.) Diluted (in Rs.)	0.92 0.87	0.79 0.74	0.83 0.83	1.71 1.61	1.48 1.48	2.84 2.76	0.91 0.86	0.79 0.74

Notes:
(1) The Above is an extract of detailed format of Quarter and Half year ended financial results filed with the Stock Exchanges under Reg. 33 of the SEBI (Listing Obligations and Disclosure Requirements) Regulations, 2015. The full format of the Financial Results for the quarter and half year ended 30th September, 2025 are available on the website of National Stock Exchange of India Ltd (www.nseindia.com) and BSE Ltd (www.bseindia.com) and the Company's website at <https://avrofurniture.com/financial-information.php>. The same can also be accessed by scanning the QR code provided below.
(2) The above financial results were reviewed by the Audit Committee and thereafter approved and taken on record by the Board of Directors at their meeting held on November 14, 2025. The Statutory Auditors of the Company have conducted limited review on these results.
(3) The financial results have been prepared in accordance with the Indian Accounting Standards (Ind AS) as notified under Section 133 of the Companies Act, 2013 read with relevant rules thereafter and in terms of regulation 33 of the SEBI (Listing Obligations and Disclosure Requirements) Regulations, 2015 (as amended) and other recognised accounting practices and policies to the extent applicable.
(4) Based on the guiding principles given in Ind AS-108, "Operating Segments", the Company's business activity comprise of only one segment. Hence, no information is required to be given in respect of segment.
(5) During the half year ended September 30, 2025, the Company incorporated a wholly-owned subsidiary named 'Avro Recycling Limited' on May 14, 2025. Apart from the aforesaid subsidiary, the Company did not have any other subsidiary, Joint venture, or associate company as of September 30, 2025.
(6) The half yearly consolidated financial results for the half year ended 30.09.2025 are being presented for the first time due to which no comparative figures for the previous corresponding periods have been presented.
(7) Figures for the quarter ended September 30, 2025 and September 30, 2024 are the balancing figures between the half year and the published year to date figures for the quarter ended June 30 of respective financial year.



Place: Ghaziabad
Date: 14th November, 2025

For Avro India Limited
Sd/-
Sushil Kumar Aggarwal
(Chairman & Whole Time Director)
DIN: 00248707

30 सितंबर, 2025 को समाप्त तिमाही और छमाही के लिए स्टैंडएलॉन और कंसोलिडेटेड अनन्येक्षित वित्तीय परिणामों का सारांश

स्थान: नई दिल्ली
दिनांक: 14 नवंबर, 2025

[illegible]