



**Ref No: KIVL/SEC/BSE/877**

19<sup>th</sup> August, 2025

To,  
Department of Corporate Services  
BSE Limited  
Floor 25, PJ Towers  
Dalal Street,  
Mumbai- 400001  
Scrip No: 530215

Dear Sirs,

Sub: Investor Presentation

Pursuant to Regulation 30 of SEBI (Listing Obligations and Disclosure Requirements) Regulations, 2015, we enclose herewith the Investor Presentation pertaining to the Financial Results of the Company for the quarter and three months ended 30<sup>th</sup> of June, 2025.

The Investor Presentation shall also be made available on the website of the Company:

[www.kingsinfra.com](http://www.kingsinfra.com)

This is for your information and record.

Thanking you,  
Yours faithfully,

For Kings Infra Ventures Limited

CS Nanditha T.  
Company Secretary & Compliance Officer



# Kings Infra Ventures Limited

*Q1 FY26*

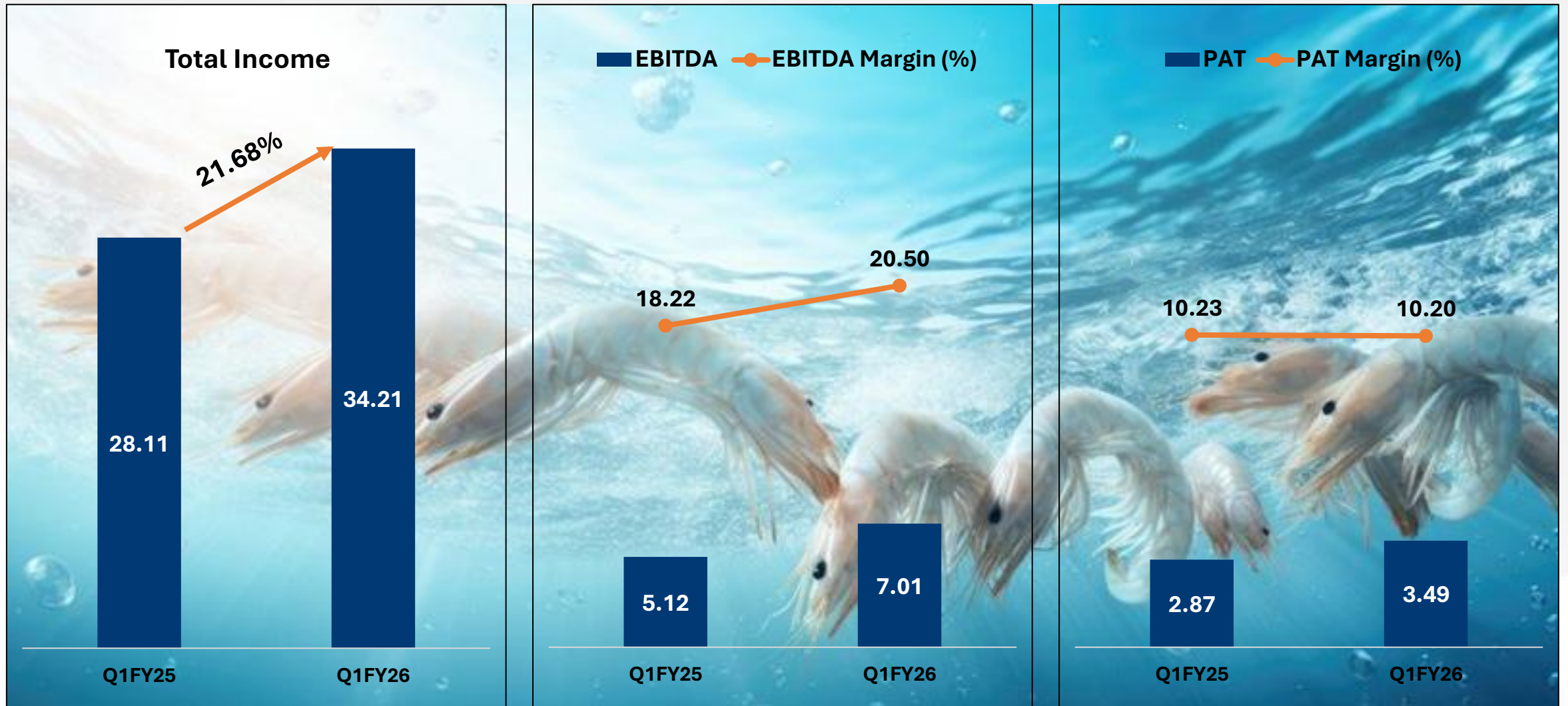
*INVESTOR PRESENTATION*



# Q1 FY26 FINANCIAL HIGHLIGHTS



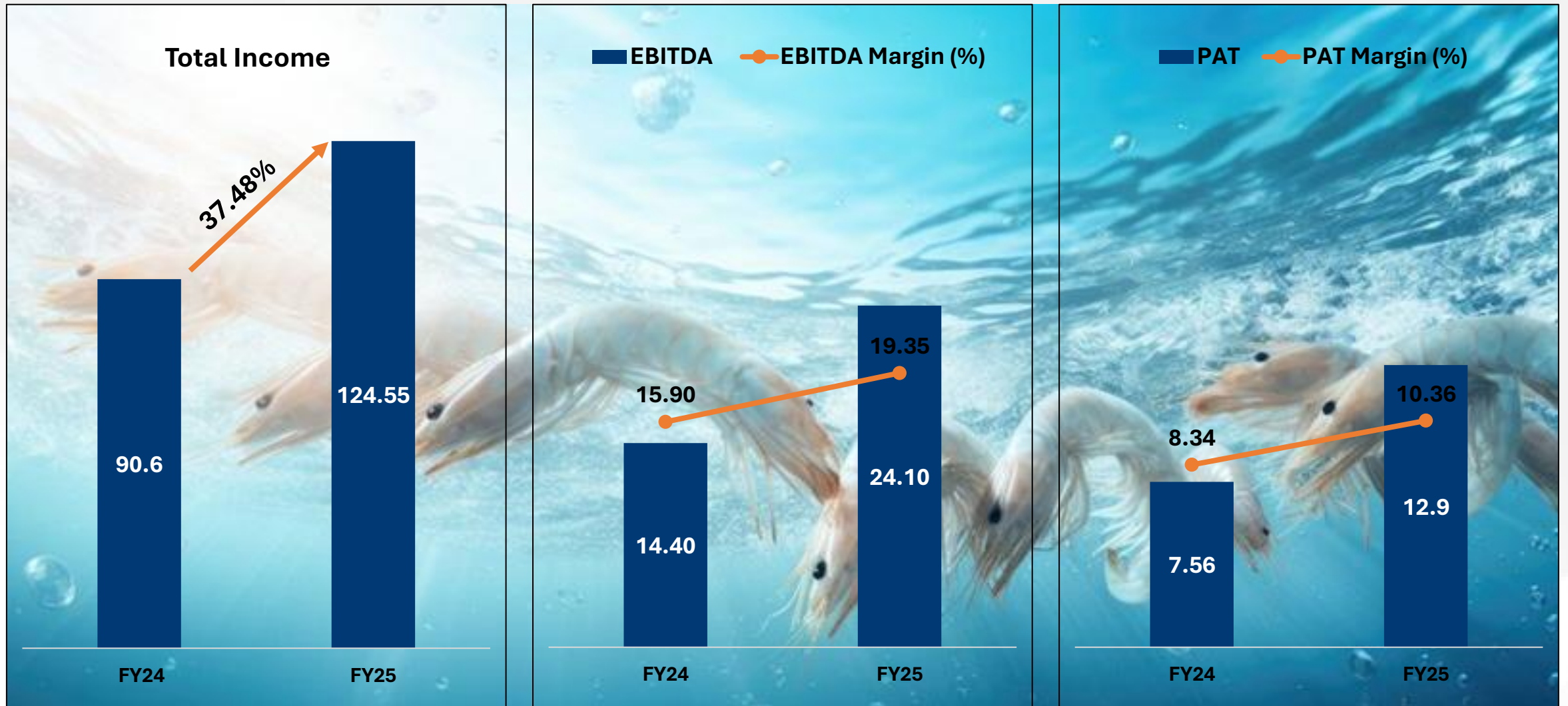
# Q1 FY26 Revenue Composition (Consolidated)



Figures in ₹ crore & margin in %



# FY25 Revenue Composition (Consolidated)



Figures in ₹ crore & margin in %



# Key Strategic Initiatives Undertaken in Q1 FY26

## Expanded Global Presence

- Increased order confirmations from China, Vietnam, and South Korea, including engagement with LX International (one of Korea's largest conglomerates).

## Canadian Market Entry

- Actively entering through discussions with a vendor registered with Cisco and Walmart.

## UK & Europe

- Further expanding foot prints in UK & Europe.

## Farm Lease Programme Scaling Up

- Doubling farming area; supplying seed, feed and healthcare products to ensure biosecure, traceable supply chain from farm to fork.

1

2

3

4

5

6

7

## Domestic Retail Growth

- Sustained expansion and stronger market footprint in India.

## Projects on Track

- Progressing as planned in aquaculture expansion, seafood retail, value-added products, Maritech park, and land monetisation.

## Resilient to Global Trade Shifts

- Minimal impact from recent U.S. tariff changes; order books full for upcoming quarters.





# COMPANY & BUSINESS OVERVIEW



# Vision & Mission: Creating A Bluetech Powerhouse



## Vision

To become the global leader in clean and healthy proteins, sustainably cultivated through BlueTech innovation and trusted by millions worldwide.



## Mission

To pioneer land-based sustainable aquaculture ecosystems that produce premium healthy proteins with assured quality and traceability, delivered through modern retail and premium markets.



# Pioneering India's Blue Revolution: Kings Infra Ventures Limited



Kings Infra Ventures Limited, is a pioneer in the seafood and aquaculture industry setting up an integrated aquaculture project in Tuticorin in the year 1987. Originally a family business, it has evolved into a tech-driven sustainable aquaculture leader.

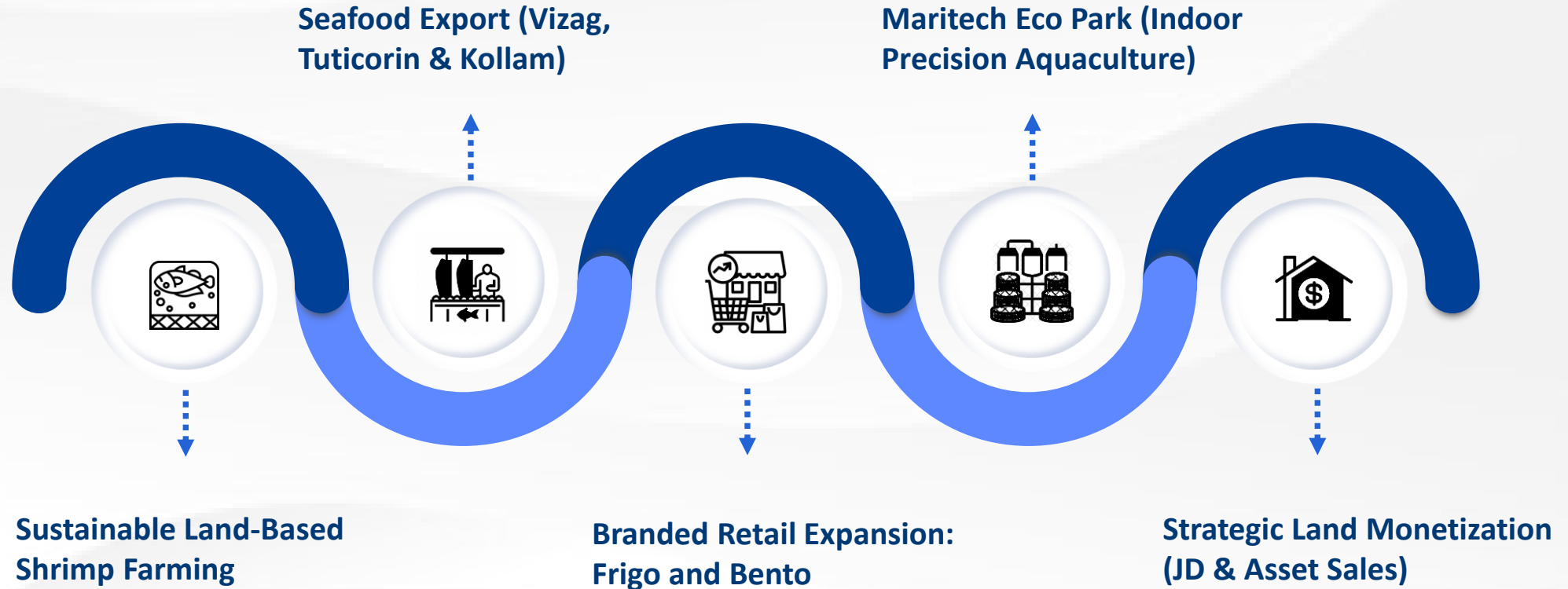
The company operates across the entire seafood value chain, from farming to international trade, with extensive infrastructure including farms, and processing facilities.

Proprietary SISTA360 protocol and sustainable practices like modified RAS, modified biofloc, and innovative farm management practices, have enabled them to achieve significant technological advances.

Through the Maritech Eco Park project and international expansion plans, Kings Infra aims to grow while maintaining its commitment to sustainability, quality, and traceability. The Company is developing premium retail brands Kings Frigo and Kings Bento covering all components of seafood value chain.



# Strategic Growth Pillars



# Kings Maritech Eco Park: Pioneering India's First Indoor Smart Aquaculture Facility

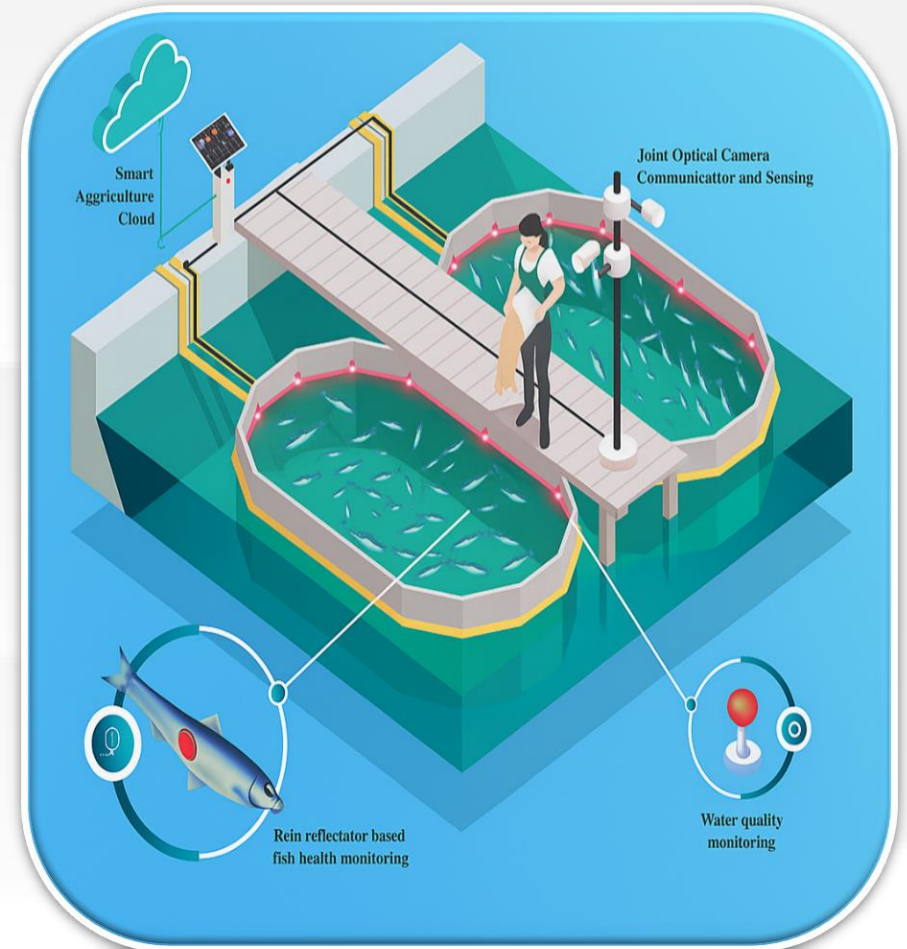


AI-driven Indoor Precision Aquaculture Systems

Fully integrated R&D, hatchery, grow-out & export systems

Climate - resilient and zero - discharge sustainability

Tech spine of India's aquaculture future



# Bluetech Transformation: From Fishing Nets To Neural Networks




Block chain-based traceability

03

04

Driving margin, sustainability, and resilience



IOT & AI-enabled farm automation

01

02

Real-time analytics for disease prediction & yield optimization



# Speciality Products



## Organic Certified Seafood


All farming operations are transitioning to Best Aquaculture Practices (BAP) certification, integrating comprehensive sustainability and traceability standards.

## Ready-to-Eat Meals & Premium Frozen Products

Premium frozen seafood and ready-to-eat meals feature full sustainability certification and traceability, meeting growing domestic and international market demand.

## Sustainable Packaging Solutions

International market packaging follows buyer specifications, while domestic market entry will feature new eco-friendly packaging alternatives designed for minimal environmental impact.



# Business Key Metrics



## Superior Operational Metrics



**16 to 20 tons/Ha of shrimp production**  
**Vs industry avg. of 3 to 5 tons / Ha**  
Industry-leading productivity



**1.1-1.3 vs. industry avg. of 1.5-1.8**  
Exceptional feed conversion ratio



**90-95% vs. national avg. of 65-70%**  
High survival rates



**100 days vs. industry standard 120 days**  
Faster production cycles



**3 cycles per year vs. industry standard of 1-2 cycles**  
Accelerated production cycles



## Technological Innovation



**Proprietary SISTA360 protocol**  
Demonstrating significant improvements in yields



**Growing 80g Vannamei shrimps**  
Achieved record growth



**16 approved animal healthcare products & 5-6 in development**  
Strong R&D capabilities



Focus on sustainable, antibiotic-free aquaculture



Advanced filtration and bio-secure cultivation systems



## Market Position

### European markets

Direct presence through Spain office

### 5-7% Higher margins

Through direct customer relationships

### 7-10% Advantage in Export pricing

Through premium positioning

### Diversified revenue streams

Across exports, aquaculture, and domestic markets



# SISTA360: Integrated Aquaculture Solutions

## Protocol Effectiveness & Validation



### Validation Methodology

The protocol has been extensively validated through comprehensive R&D at the Tuticorin research center and farm operations. The system integrates two key approaches:

1. Advanced aqua mimicry techniques
2. Open pond recirculatory systems



### Core Technology & Environmental Impact

The protocol creates an optimized ecosystem by cultivating live feed directly within pond environments through an environmentally sustainable focused approach. The zero-water-discharge system is achieved through carefully orchestrated protocols:

1. Optimum use of probiotics for water, soil, and animal health.
2. Optimum use of minerals and vitamins to increase the immunity of the animals against pathogens.
3. Pond management systems from pond preparation to post-harvest.



### Demonstrated Performance Improvements

The system has delivered significant measurable benefits:

1. **10-15%** increase in overall farming profitability
2. Reduced feed consumption and improved Feed Conversion Ratio (FCR)
3. Achievement of a record growth of **80 gms** size of Vannamei Shrimp

## Technical Services Division



### Farming Consultancy

Addressing critical industry gap through structured technical consultancy, offering integrated solutions for aquaculture inputs and services, unlike current fragmented individual operators.



### Technology Implementation

R&D-driven approach with active collaborations with premier institutions, focusing on:

1. Advanced farming methodologies
2. Seed production optimization
3. Feed efficiency enhancement



### Training Programs

Establishing advanced training facility at Kings Maritech Park to equip farmers with:


1. Sustainable production techniques
2. Quality management practices
3. Innovative aquaculture practices



### Certification Services

Dedicated laboratory infrastructure and team of experts providing Testing, Analysis, recommendations and certification support to :

1. Internal facilities
2. Partner farming operations



# Kings Frigo/Kings Bento: Retail Brand Strategy

## Brand Positioning

- Kings Frigo freshly frozen positioned as "better-than-fresh" premium brand
- Initial focus on gated communities in metropolitan areas
- Bangalore selected as launch market
- Various food options in single portion meal form
- Unique marketing model
- Company vision of becoming "farm-to-fork" enterprise
- Evolving consumer preferences for convenient ready-to-cook and ready-to-eat options

## Market Opportunity & Growth Potential

The Indian processed fish and seafood market presents significant growth potential:

- 2025 Market Size: **US \$23.50** billion
- Organized Sector: **3-5%** of total market
- Projected CAGR (2025-2030): **8.55%**
- Target Market Share: **5%** of organized sector within 5 years



## Profitability Metrics

- Margin Profile:
- Domestic Frozen Seafood: **30-40%**
- B2B Exports: **10-15%**
- Break-even Timeline: **3 years**

## Distribution Framework

- Multi-channel distribution approach:
- Small to mid-size supermarkets
- Proprietary kiosks
- Dedicated retail outlets
- City-specific distribution hubs
- First hub operational in Bangalore
- Progressive expansion planned



# Retail Division (Frigo & Bento) The Smart Choice: Nutritious Proteins, Anytime, Anywhere



Omni-channel  
rollout in India &  
Middle East

Frigo: Frozen  
fresh & Ready to  
cook food for  
modern homes

Bento: Smart QSR  
redefining  
seafood quality  
and convenience



**100+ RETAIL POINTS IN 5 YEARS**



# Market Strategy & Growth Opportunities



## Current Strategic Position

### Feed Manufacturing

- Deferring entry due to market overcapacity and high credit requirements
- Focus on R&D for sustainable feed alternatives and fish meal replacements
- Future potential for small-scale captive units serving internal supply chain needs

### US Market Entry

- Strategic postponement due to extended credit cycles and FDA/duty requirements
- Capital raising initiatives underway to build necessary financial infrastructure
- Plan to expand production base before market entry



## Market Leadership & Competitive Position

While larger companies command greater market share in general exports, Kings Infra leads specifically in aquaculture technology development and implementation.



## International Market Potential

### Expanding Footprints In Europe

- Current presence in Southern Europe
- Planning expansions into Germany, Holland & Scandinavian countries

### Strategic Markets

- Middle East: Planned distribution hub for processed products targeting ethnic segments
- China: Priority market for high-value products including Head On Shrimp and Black Tiger variants
- Japan: Development focus on value-added product lines
- Southeast Asia: Declining reprocessing market as Indian capabilities advance
- Australia: Selective spot market engagement



## Target Market Analysis

### Domestic Premium Segment

High-value opportunity through Kings Frigo & Kings Bento brands focusing on:

- Premium shrimp and seafood products
- Ready-to-cook and ready-to-eat offerings
- Convenience packaging formats



# Revenue Distribution Across Business Segments



## Aquaculture Operations (60%):

Represents the largest revenue stream, contributing more than half of the company's turnover through sustainable farming activities.



## Seafood Exports (30%):

Currently generates nearly one-third of the revenue, with **plans to increase this to 50-60%** by expanding their presence in **European, Chinese, and Far East markets.**



## Other Segments (10%):

Includes white-label solutions, direct farm-to-market supply, and operations under the Kings Frigo & Kings Bento brands.



## Healthcare Products (Aqua King):

Currently generates no separate revenue as products are exclusively supplied to contract farmers. However, it provides a **2-3% cost reduction benefit in farm production.**



## Infrastructure/Real Estate:

The strategic disinvestment of prime land parcels in Kochi, Tuticorin and Bengaluru is expected to generate **Rs.150 crores** in the next **3 years.**



# Risk Management & Sustainability Framework

Developed a proprietary technology to produce probiotic products that effectively suppress pathogen growth within ecosystems. This innovation has enabled their farms and R&D facilities to achieve an exceptional milestone—maintaining a disease-free record for **over 10 consecutive crop cycles**.

**EMUs (Eco Maritech Units)** employ multi-layer protection through UV, cartridge, and bio-filters. The system focuses on sustainability, traceability and growing high quality shrimps at high density farming practise.

## International Market Compliance

Regular facility upgrades and process improvements maintain alignment with evolving international standards and quality specifications across markets.

## Environmental Sustainability

Manufacturing processes and facility management integrate ecological principles and environmental compliance standards.

**Disease  
Prevention &  
Biosecurity**

**Financial Risk  
Management**

**Operational  
Excellence**

## Raw Material Cost Control

Aquaculture operations secure long-term contracts for feed, seed, and supplies, eliminating price volatility. Processing plant exposure to daily fluctuations is hedged through buyer agreements with flexible pricing mechanisms.

## Foreign Exchange Management

Export earnings in USD provide natural hedging benefits, with zero forex exposure due to absence of foreign currency debt and imports. Operations benefit from sustained USD appreciation.



# Strategic Acquisition in India's Seafood Capital

## Details of Acquisition

- The acquisition will be executed under a performance-linked structure
- Valuation will be based on KPIs over the next six months
- Sriaqua Seafoods will begin operating under the Kings Infra brand from the date of signing.
- All existing contracts and order books of the firm will be honored under Kings Infra's management.



## About Sri Aqua Seafoods

- Company operates across seafood value chain from aquaculture farms to modern processing and cold storage facility, with a focus on quality, sustainability and timely delivery.
- The company is currently engaged in exporting approximately **900 tonnes** of seafood per annum.
- Entered into long term contract with **M/s. LX Corporation, South Korea** for supply of seafood to Korea and other international markets.

## Strategic Rationale:

- Visakhapatnam serves as a major harbor and landing center along the entire East Coast.
- This will allow the company to expand its exports across a wide range of marine and aquaculture products.
- The acquisition significantly enhances Kings Infra's position across the global seafood value chain.
- Marks the company's entry into Andhra Pradesh, the leading state in India for seafood exports, contributing approximately **32%** of the country's total in **FY24**.
- Provides strategic access to Visakhapatnam Port, which emerged as India's top seafood export hub in FY24, handling **3.14 lakh tonnes** valued at Rs.17,983 crore.
- This will enable the company to boost the export of a variety of marine and aquaculture products
- Kings Infra will also establish a seafood distribution entity in the UAE, with **Mr. Sreeram Inagalla, Managing Partner of Sriaqua Seafoods**.
- **Mr. Sreeram Inagalla (Managing Partner, Sriaqua)** will be leading international operations as **COO, International Sales**



# Strategic Partnership to Strengthen Andhra Pradesh Operations



## Business Collaboration with Aadhya Sea Foods

- Entered a strategic partnership to strengthen Kings Infra's operational footprint in Andhra Pradesh, India's leading aquaculture-producing state.
- The state contributes more than **32% of India's seafood exports in FY2023–24**, underscoring its strategic importance.



## Supply Chain Synergy

- Partnership to develop a **high-quality, traceable, and sustainable shrimp supply chain**, aligned with Kings Infra's core standards.
- Reinforces backward integration for consistent raw material sourcing.



## Accelerating Growth Footprint

- Complements the proposed **takeover of M/s. Sriaqua Seafoods**, Visakhapatnam—enabling efficient regional scale-up.
- Establishes a stronger platform for **future production, processing, and export operations**.



# Real Estate monetization: Land is Capital. We Make it Liquid.

Prime parcels in Bangalore,  
Tuticorin & Kochi

1



2

Partnership with grade A  
developers

Strategic Divestment

3

4

Net receipts of land owner  
share : ₹150 Cr in 3 years





# MANAGEMENT OVERVIEW



# Leadership Profile



**Mr. Shaji Baby John**  
**Chairman and Managing Director**

---

- Established India's first commercial-scale integrated semi-intensive aquaculture project in 1987, pioneering Blue Revolution 1.0
- Led successful public listing in 1995, securing multiple National Awards for excellence in shrimp aquaculture and exports
- Served on MPEDA Board representing aquaculture industry and contributed as UNESCO expert group member
- Advocates Blue Revolution 2.0 at international learning cities forums, promoting sustainable aquaculture as solution for rural development



**Mr. Baby John Shaji**  
**Joint Managing Director**

---

- Third generation industry leader combining engineering expertise with project management skills.
- Built entrepreneurial foundation through startup leadership experience in Middle East markets
- Drives new project conceptualization, planning and implementation with focus on technology integration and domestic market expansion
- Champions organizational transformation through lean operations, efficient systems and process optimization
- Advocates sustainable food production principles emphasizing traceability, hyper-localization and technological innovation
- Focuses on modernizing traditional business models while maintaining core competitiveness



# Key Personnel



**Mr. Balagopalan Veliyath**  
Executive Director

- With a distinguished career spanning over four decades, he brings extensive expertise in aquaculture, seafood processing, infrastructure development, and marketing & sales. His diverse experience extends across multiple industries, including automotive tires, hospitality, and travel & tourism.
- In his current role, He oversees Corporate Communications and HR functions, playing a key role in fostering strong internal and external relationships. He is instrumental in executing the company's strategic initiatives, demonstrating his commitment to driving sustained growth and long-term success.



**Mr. Joseph Raghunath**  
Executive Partner

- A graduate in Fisheries Science with an extensive 39-year career in seafood procurement, processing, export sales, and domestic marketing.
- His expertise spans factory management, HACCP, GMP, and SOP implementation for various products, including value-added seafood.
- Played a key role in establishing new factories and processing facilities.
- Throughout his career, he has held senior technical and managerial positions in leading companies across India and abroad.
- In his current role as Head of Export Operations, he oversees planning, procurement, production, sales, logistics, and the seamless execution of export orders.



**Mr. Sreeram Inagalla,**  
Chief Operating Officer, International  
Business

- An engineering graduate in Computer Science from the University of Madras, he began his career in the software and IT industry before transitioning into business leadership roles.
- He is a dynamic entrepreneur with diverse experience across the seafood export, fabrication and hospitality sectors.
- He is also a founder and director of Costa Imports & Exports Pvt. Ltd. and Costa Inc
- Under his guidance, these companies have built a strong reputation in global markets, including Asia, the Americas, and Europe, even navigating challenging periods such as the COVID-19 pandemic with resilience and agility.



**Mr. Lalbert C Cherian**  
Chief Financial Officer

- A seasoned Strategic Financial Management professional with over 25 years of experience in corporate finance, strategic planning, sales and marketing, financial analysis, and risk management.
- A highly accomplished finance expert, he is recognized for driving sustainable growth, leveraging data-driven decision-making, enhancing operational efficiency, and ensuring meticulous financial oversight.

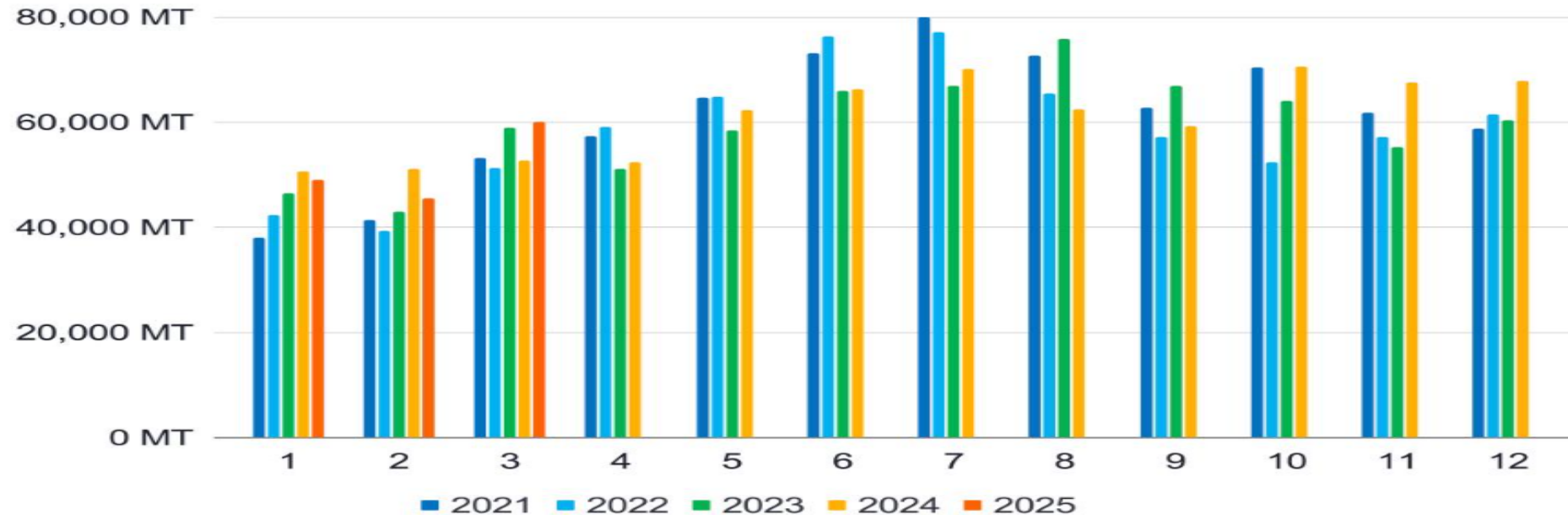





# INDUSTRY OVERVIEW



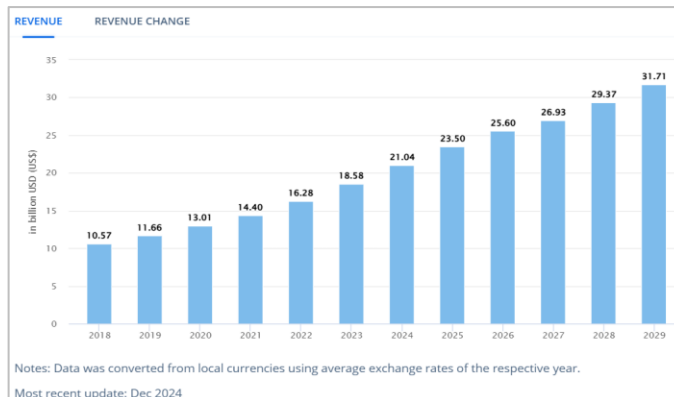
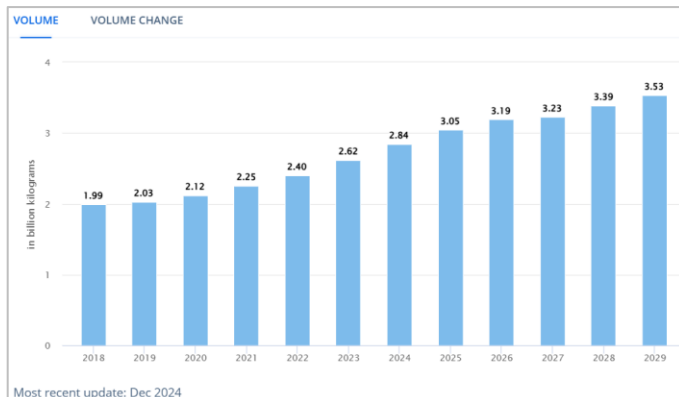
# India's Shrimp Exports January 2021 to March 2025



- By the end of March 2025, India had exported **154,658 MT** of shrimp which is valued at **\$1.1 billion**.
- This marks no change in volume compared to same period last year but reflects a **12% increase** in export value.
- Exports of raw frozen *L. vannamei*, *P. monodon*, and wild-caught shrimp declined year-over-year. However, a rise in shipments of value-added products offset these losses.



## Processed Fish & Seafood Market: Revenue and Growth Forecast (2025-2029)



- Revenue in the Processed Fish & Seafood market amounts to **US\$23.50bn** in 2025. The market is expected to grow annually by **7.78%** (CAGR 2025-2029).
- In global comparison, most revenue is generated in China (**US\$35,490m** in 2025).
- In relation to total population figures, per person revenues of **US\$16.15** are generated in 2025.
- In the Processed Fish & Seafood market, volume is expected to amount to **3.53bn kg** by 2029. The Processed Fish & Seafood market is expected to show a volume growth of **4.8%** in 2026.
- The average volume per person in the Processed Fish & Seafood market is expected to amount to **2.1kg** in 2025.

## Shrimp Whisperers – CY25

**India's Shrimp Industry Recovery:** Poised for a strong comeback in CY25, driven by recovering global demand and reduced competition from Ecuador.

**Market Dominance:** India's shrimp exports to the US exceeded **40%** recently, highlighting growing global influence.

## Global Market Size and Growth

- Market value in 2023: **USD 40.35 billion**
- Expected value in 2024: **USD 42.90 billion**
- Projected value by 2032: **USD 74.24 billion**
- CAGR during 2024-2032: **7.09%**

### Regional Highlights:

- Asia Pacific dominated the market in 2023 with **38.22%** market share

### U.S. Market Outlook:

- Projected U.S. market value by 2032: **USD 12.10 bn**



# Key Highlights of the Fisheries Sector Budget 2024-25

## Budget Allocation

- Total budget allocation: **₹2,616.44 crore (54% increase from ₹1,701 crore in 2023-24)**.
- Pradhan Mantri Matsya Sampada Yojana (PMMSY): **₹2,352 crore allocated (56% increase from ₹1,500 crore in 2023-24)**.

## Strategic Initiatives

### 1. Support for Shrimp Aquaculture

- Financial support for establishing Nucleus Breeding Centres (**NBCs**) for shrimp brood stocks.
- **NABARD** to finance shrimp farming, processing, and export.
- Focus on improving genetic quality, reducing import dependence, and boosting productivity.

### 2. Fisheries Infrastructure Development Fund (FIDF)

### 3. Import Duty Reductions

- Shrimp broodstock (*Litopenaeus vannamei* and Black Tiger): **10% → 5%**, Polychaete worms: **30% → 5%**, Shrimp and fish feed: **15% → 5%**.
- Exemptions on mineral/vitamin premixes, krill meal, fish lipid oil, crude fish oil, algal prime (flour), algal oil, artemia, and artemia cyst.

### 4. Value-Added Fish Processing

- Basic Customs Duty on pre-dust breeding powder removed.

## Sector Performance & Significance

### Growth & Economic Contribution

- Recognized as a "sunrise sector" with a decadal growth rate of **8.9%** (FY 2014-2023).
- Record high fish production: **174.45 lakh tonnes** in 2023-24.
- India is the **2<sup>nd</sup>** largest global producer of fish and aquaculture products.

### Shrimp Exports

- Export value in 2023-24: **₹40,013 crore (up from ₹8,175 crore in 2011)**.
- Frozen shrimp exports: **7.16 lakh tonnes**.






# FINANCIAL OVERVIEW



# Q1FY26 Profit & Loss Statement (Consolidated)

Particulars	Q1FY25	Q1FY26	YoY Growth
Revenues	28.08	34.12	
Other Income	0.04	0.09	
<b>Total Income</b>	<b>28.11</b>	<b>34.21</b>	<b>21.68%</b>
Raw Material Expenses	21.45	25.51	
Employee Benefits Expense	0.45	0.34	
Other Expenses	1.10	1.35	
Total Expenditure	<b>22.99</b>	<b>27.20</b>	
<b>EBITDA</b>	<b>5.12</b>	<b>7.01</b>	<b>36.91%</b>
<b>EBIDTA Margin (%)</b>	<b>18.22%</b>	<b>20.50%</b>	<b>228.29 BPS</b>
Finance Costs	1.11	1.69	
Depreciation & Amortisation Expenses	0.22	0.46	
PBT	<b>3.79</b>	<b>4.86</b>	<b>28.21%</b>
Tax	0.92	1.37	
<b>PAT</b>	<b>2.87</b>	<b>3.49</b>	<b>21.35%</b>
<b>PAT Margin (%)</b>	<b>10.23%</b>	<b>10.20%</b>	<b>-2.61 BPS</b>
<b>EPS</b>	<b>1.18</b>	<b>1.45</b>	<b>22.88%</b>


Figures in ₹ crore & margin in %



# FY25 Profit & Loss Statement (Consolidated)

Particulars	FY24	FY25	YoY Growth
Revenues	90.41	123.82	
Other Income	0.18	0.73	
<b>Total Income</b>	<b>90.60</b>	<b>124.55</b>	<b>37.48%</b>
Raw Material Expenses	70.52	93.16	
Employee Benefits Expense	1.06	1.79	
Other Expenses	4.61	5.50	
Total Expenditure	76.19	100.44	
<b>EBITDA</b>	<b>14.40</b>	<b>24.10</b>	<b>67.36%</b>
<b>EBIDTA Margin (%)</b>	<b>15.90%</b>	<b>19.35%</b>	<b>346BPS</b>
Finance Costs	3.59	5.37	
Depreciation & Amortisation Expenses	0.45	1.26	
PBT	10.37	17.48	
Tax	2.81	4.58	
<b>PAT</b>	<b>7.56</b>	<b>12.90</b>	<b>70.69%</b>
<b>PAT Margin (%)</b>	<b>8.34%</b>	<b>10.36%</b>	<b>202BPS</b>
EPS	3.22	5.31	64.91%

Figures in ₹ crore & margin in %




# Balance Sheet (Consolidated)

Equities & Liabilities	FY24	FY25
Equity	24.51	24.51
Reserves and Surplus	33.25	46.27
Non controlling interests	-0.12	-0.22
<b>Net Worth</b>	<b>57.64</b>	<b>70.56</b>
<b>Non Current Liabilities</b>		
Long-Term Borrowings	12.75	12.26
Other Non Current Liabilities	1.50	0.00
Long Term Provision	0.08	0.56
<b>Total Non Current Liabilities</b>	<b>14.33</b>	<b>12.82</b>
<b>Current Liabilities</b>		
Short-Term Borrowings	24.60	47.91
Trade Payables	0.45	1.42
Other Liabilities	0.22	0.00
Short Term Provisions	0.04	0.04
Current Tax Liabilities (Net)	3.00	4.97
Other Current Liabilities	1.20	3.47
<b>Total Current Liabilities</b>	<b>29.51</b>	<b>57.81</b>
<b>Total Liabilities</b>	<b>101.48</b>	<b>141.19</b>

Assets	FY24	FY25
<b>Non Current Assets</b>		
Fixed Assets	21.92	32.60
Deferred Tax Assets	0.08	0.20
Other Non Current Assets	20.87	25.42
<b>Total Non Current Assets</b>	<b>42.88</b>	<b>58.21</b>
<b>Current Assets</b>		
Cash & Bank Balance	2.68	0.16
Inventories	27.43	40.36
Trade receivables	26.80	39.67
Current Tax Assets (Net)	0.00	0.00
Other Current Assets	1.70	2.79
<b>Total Current Assets</b>	<b>58.60</b>	<b>82.97</b>
<b>Total Assets</b>	<b>101.48</b>	<b>141.19</b>

Figures in ₹ crore





# THE WAY FORWARD



# Investment Rationale, Future Outlook & Strategy

- Increasing international footprint by exporting in USA & Gulf which can generate a topline of **Rs. 325 crores/year**
- Shift towards **60%** exports and **40%** domestic revenue mix
- Focus on premium markets in Europe and China
- Expansion of **Kings Frigo & Kings Bento** brand in the domestic market
- Developing value-added products in Japanese and Middle East
- Adding another **6 products** in Aqua Kings animal healthcare probiotics product range.

- Land monetization to generate free cash of ₹150 crore in next 3 years.

- **60-65% CAGR** growth in Topline with a sustainable margin of **18-20% in next 3 years**
- Healthy debt-to-equity ratio of **0.85**
- Significant land assets for monetization
- Higher margins in domestic retail (**30-40%**) vs. B2B exports (**10-15%**)



## Kings Maritech Eco Park :

- State-of-the-art eco-friendly mariculture tech park being set up in Tuticorin
- Technology developed for the most advanced and innovative version of Recirculatory Aquaculture System (RAS) utilising AI, IoT, ML, Sensor Technology, and multiple filtration systems

## SISTA360 :

- Technology interface platform designed to support the aquaculture industry



# Safe Harbor

This presentation, along with its accompanying slides (hereafter referred to as the “Presentation”), has been compiled by **Kings Infra Ventures Limited (Kings, KIVL, or “the company”)** for informational purposes only. It does not constitute an offer, recommendation, or invitation to purchase or subscribe to any securities and should not be relied upon as the basis for any contractual commitment. Any offering of the Company's securities will be conducted solely through a formal offering document containing comprehensive information about the Company.

The information and data presented herein have been gathered by the Company from sources believed to be reliable. However, the Company makes no express or implied representation or warranty regarding the accuracy, completeness, fairness, or reasonableness of the contents of this Presentation. It may not encompass all relevant information, and any reliance placed on it is at the recipient's own risk. The Company expressly disclaims any liability for errors or omissions in this Presentation.

Certain discussions within this Presentation may include forward-looking statements regarding the Company's market potential and business outlook. These statements are inherently subject to risks, uncertainties, and assumptions, and actual results may differ materially from those expressed or implied herein. Factors influencing these forward-looking statements include, but are not limited to, the performance of the Indian and international economies, industry dynamics, competition, successful execution of the Company's strategies, technological advancements, revenue fluctuations, market preferences, and exposure to various risks.

The Company assumes no obligation to update any forward-looking information contained herein. Additionally, any forward-looking statements or projections made by third parties included in this Presentation are not endorsed by the Company, and the Company bears no responsibility for such statements or projections.



# THANKYOU



## Kings Infra Ventures Limited

B10, 2nd Floor, Triveni Courtt,  
K P Vallon Road, Kadavanthra, Kochi ,  
Kerala – 682020.

**Phone:** +91 484 4865823

**Email:** [info@kingsinfra.com](mailto:info@kingsinfra.com)

**Website:** [www.kingsinfra.com](http://www.kingsinfra.com)



## Confideleap Partners

103-8, Lodha Eternis, MIDC,  
Andheri East, Mumbai 400093  
Maharashtra, India.

**Phone:** +91 85911 45959

**Email:** [info@confideleap.com](mailto:info@confideleap.com)

**Website:** [www.confideleap.com](http://www.confideleap.com)