



# DEEP DIAMOND INDIA LIMITED

DEALERS IN GOLD & DIAMOND ORNAMENTS

101, 1st Floor, Hemu Plaza, Vile Parle - West, Mumbai - 400056

Tel.: 2617 4321 Telefax : 91-22-2617 4321 | CIN No.: L51343MH1994PLC082609

E-mail: deepdiamondltd@gmail.com | Website: www.deepdiamondltd.com

---

**Script Code: 539559**

**Sub: Outcome of Board Meeting held on Thursday, October 20, 2022**

**DIAMOND INDIA LIMITED  
p.m.**

**DEEP  
Thursday, October 20, 2022, at 12.00**

**Deep Diamond India Limited**



**Vijay R. Tater & Co.**  
**CHARTERED ACCOUNTANTS**

A-330A, Bhayeshwar Arcade, Sreyas Circle, 163 Nagar, Chhatrapati (West),  
Mumbai -400086. Email: sureshk18@gmail.com Phone: 9820572292

**Independent Auditor's Limited Review Report**

To,

The Board of Directors,

Deen Diamond India Limited.

"We have reviewed the accompanying statement of unaudited quarterly financial results of Deen Diamond India Limited ('the Company'), for the period ended 30<sup>th</sup> September, 2022 ('the Statement') being submitted by the Company pursuant to the requirement of Regulation 33 of the SEBI (Listing obligations and Disclosure Requirements) Regulations, 2015. This statement which is the responsibility of the Company's Management and approved by Board of Directors, has been prepared in accordance with the recognition and measurement principles laid down in Accounting Standard for Interim Financial Reporting (AS 25), prescribed under Section 133 of the Companies Act, 2013 read with relevant rules issued there under and other accounting principles generally accepted in India. Our responsibility is to issue a report on the Statement based on our review.

We conducted our review in accordance with the standard on Review Engagements (SRE) 2410, "Review of Interim Financial Information Performed by the Independent Auditor of the Entity" issued by the Institute of Chartered Accountants of India". This Standard requires that we plan and perform the review to obtain moderate assurance as to whether the Statements is free of material misstatement. A review is limited primarily to inquires of Company personnel and analytical procedures applied to financial data and thus provide less assurance than an audit. We have not performed an audit and accordingly, we do not express an audit opinion.

Based on our review conducted as above, nothing has come to our attention that causes us to believe that the accompanying Statement is prepared, in all material aspects, in accordance with applicable accounting standards prescribed under Section 133 of the Companies Act, 2013 read with rule 7 of the Companies (Accounts) Rules, 2014 and other recognized accounting practices and policies. has not disclosed the information required to be disclosed in terms of regulation 33 of the SEBI (Listing obligations and Disclosure Requirements) Regulations 2015 including the manner in which it is to be disclosed, or that it contains any material misstatement or that it has not been prepared in accordance with the relevant prudential norms issued by Reserve Bank of India in respect of income recognition, asset classification, provision for and other related matters.



For Vijay R. Tater & co.  
Chartered Accountants  
FRN: 111426W

Suresh Kothari  
Partner

(M.NO.047625)

UDIN: 22047625BAJHET3771

Place: Mumbai

Date: October 20, 2022

**DEEP DIAMOND INDIA LIMITED**  
**CIN NO: L51343MH1994PLC082609**  
**Balance Sheet as at 30th September, 2021**



| Particulars  | (Rupees in Lakhs)        |                           |
|--|--------------------------|---------------------------|
|  | As at 30th<br>Sept, 2022 | As at 31st<br>March, 2022 |
| <b>(1) ASSETS</b>                                  |                          |                           |
| <b>(I) Non-current assets</b>                      |                          |                           |
| (a) Property Plant & Equipment                     |                          |                           |
| (b) <u>Financial Assets</u>                        | 417.39                   | 0.17                      |
| (i) Investments                                    |                          |                           |
| (ii) Loans and advances                            | 0.07                     | 19.89                     |
| (iii) Others                                       | 341.97                   | 286.14                    |
| (c) Deferred Tax Asset on Comprehensive Income     | 0.00                     | 0.00                      |
|  | 0.14                     | 0.00                      |
| <b>(II) Current assets</b>                         |                          |                           |
| (a) Inventories                                    | -                        |                           |
| (b) <u>Financial Assets</u>                        | 12.25                    | 311.08                    |
| (i) Trade Receivables                              |                          |                           |
| (ii) Cash & Cash Equivalents                       | 50.91                    | 44.93                     |
| (iii) Loans & Advances                             | 220.95                   | 100.94                    |
| (c) Current Tax Assets (Net)                       | 117.81                   | 7.72                      |
|  | 2.70                     | 6.69                      |
| <b>Total Assets</b>                                | <b>1164.19</b>           | <b>777.56</b>             |
| <b>(2) EQUITY AND LIABILITIES</b>                  |                          |                           |
| <b>(1) Equity</b>                                  |                          |                           |
| (a) Equity Share capital                           |                          |                           |
| (b) Other Equity                                   | 320.00                   | 320.00                    |
| <b>2) LIABILITIES</b>                              | 514.78                   | 447.80                    |
| <b>(i) Non-Current liabilities</b>                 |                          |                           |
| (a) Deferred Tax Liability (Net)                   |                          |                           |
| (b) Deferred Tax Liability on Comprehensive Income | 0.00                     | 0.00                      |
| <b>(ii) Current liabilities</b>                    | 0.00                     | 0.00                      |
| (a) <u>Financial Liabilities</u>                   |                          |                           |
| (i) Financial Liabilities                          |                          |                           |
| (ii) Others  | 300.77                   | 0.00                      |
| (b) Provisions                                     | 0.48                     | 0.13                      |
| (c) Current Tax Liabilities (Net)                  | 5.63                     | 2.88                      |
|  | 22.53                    | 6.75                      |
| <b>Total Equity and Liabilities</b>                | <b>1164.19</b>           | <b>777.56</b>             |

**Notes :-**

- The above results of the Company were reviewed by the Audit Committee and approved by the Board of Directors in its meeting held on 20th October, 2022
- Figures of the previous period/year have been regrouped wherever necessary to conform to the current period/year presentation.
- The Company has only one business segment, disclosure under Ind AS 108 on "Segment Reporting" issued by the ICAI is not applicable.

Place: Mumbai,  
Dated: 20th October, 2022



For Deep Diamond India Limited  
  
  
**Ganpat Nyati**  
Managing Director  
DIN : 09608005



# DEEP DIAMOND INDIA LIMITED

101, HEMU PLAZA, D.J. ROAD, MUMBAI : 400036  
CIN NO. L31343MH1994PLC02609

UNAUDITED STANDALONE FINANCIAL RESULTS FOR THE QUARTER AND YEAR ENDED 30.09.2022

| Sr.<br>No. | Particulars   | Quarter ended |              |               | Half year ended |               | Year ended    |
|------------|---|---------------|--------------|---------------|-----------------|---------------|---------------|
|            |   | 30.09.2022    | 30.06.2022   | 30.09.2021    | 30.9.2022       | 30.9.2021     | 31.03.2022    |
|            |   | Unaudited     | Unaudited    | Unaudited     | Unaudited       | Unaudited     | Audited       |
|            |   | Current Year  | Current Year | Previous Year | Current Year    | Previous Year | Previous Year |
|            |   |               |              |               |                 |               | ( ' in Lakhs) |
| 1          | Revenue from operations   | 286.52        | 124.73       | 34.08         | - 411.25        | 36.19         | 139.23        |
| 2          | Other income  | 15.19         | 5.50         | 5.34          | 20.69           | 10.94         | 26.34         |
| 3          | Total Income (1+2)  | 301.71        | 130.23       | 39.42         | 431.94          | 47.13         | 165.57        |
| 4          | Expenses  |               |              |               |                 |               |               |
| a)         | Cost of material consumed   | 66.90         | 4.05         | (48.91)       | 70.95           | (79.72)       | 6.35          |
| b)         | Purchase of Stock -in-Trade   | 10.40         | 0.00         | 6.99          | 10.40           | 6.99          | 6.99          |
| c)         | Changes in inventories of finished goods work-in-progress and Stock -in-Trade           | 145.50        | 84.45        | 67.46         | 229.95          | 100.18        | 80.69         |
| d)         | Employee benefits expense   | 5.99          | 4.99         | 4.63          | 10.98           | 9.27          | 18.71         |
| e)         | Finance costs   | 0.77          | -            | -             | 0.77            | -             | -             |
| f)         | Depreciation  | 0.15          | 0.03         | 0.03          | 0.18            | 0.10          | 0.16          |
| g)         | Other expenses  | 15.90         | 3.80         | 5.14          | 19.70           | 8.02          | 26.21         |
|            | Total expenses  | 245.61        | 97.33        | 35.35         | 342.93          | 44.85         | 139.11        |
| 5          | Profit/ (Loss) before exceptional items and tax (3-4)                                   | 56.10         | 32.90        | 4.07          | 89.01           | 2.28          | 26.46         |
| 6          | Exceptional items   | 0.00          | 0.00         | 0.00          | 0.00            | 0.00          | -             |
| 7          | Profit/(Loss) before tax (5-6)  | 56.10         | 32.90        | 4.07          | 89.01           | 2.28          | 26.46         |
| 8          | Tax expenses :  |               |              |               |                 |               |               |
|            | Current tax- current year   | 14.00         | 8.50         | -             | 22.50           | -             | 6.75          |
|            | prior year  | (0.36)        | -            | -             | (0.36)          | -             | -             |
|            | Deferred tax liability/ (asset)   | (0.14)        | -            | -             | (0.14)          | -             | -             |
| 9          | Profit/ (Loss) for the period (7-8)   | 42.60         | 24.40        | 4.07          | 67.01           | 2.28          | 19.71         |
| 10         | Other Comprehensive Income - (OCI) -(net of tax)  | 0.06          | 0.03         | 0.10          | - 0.09          | 0.09          | (0.32)        |
| 11         | Total Comprehensive Income/(Expense) for the period (9+10)                              | 42.66         | 24.43        | 4.17          | 67.10           | 2.37          | 19.39         |
| 12         | Paid-up equity share capital (face value of ` 10/- each)                                | 320.00        | 320.00       | 320.00        | 320.00          | 320.00        | 320.00        |
| 13         | Reserves and Surplus excluding Revaluation reserves                                     | -             | -            | -             | -               | -             | 447.80        |
| 14         | Basic & Diluted earning per share (face value of ` 10/- each)*                          | 1.33          | 0.76         | 0.13          | 2.09            | 0.07          | 0.62          |
| 15         | Basic & Diluted Earning Per Share after extraordinary items (face value of ` 10/- each) | 1.33          | 0.76         | 0.13          | 2.09            | 0.07          | 0.62          |

\* Not annualised, except year end basic and diluted EPS

89.01 (0.01)

For Deep-Diamond India Limited

Place: Mumbai,  
Dated: 20th October, 2022




**DEEP DIAMOND INDIA LIMITED**  
**CIN: L51343MH1994PLC082609**  
**Cash Flow Statement for the period ended Sep 30, 2022**

(Rs. in Lakhs)

|           |   | As at 30 Sep, 2022 | As at 31st March, 2022 |
|-----------|---|--------------------|------------------------|
|           |   | Rupees             | Rupees                 |
| <b>A.</b> | <b>Cash flow from operating activities:</b>                             |                    |                        |
|           | Profit/(loss) before tax  | 89.01              | 26.46                  |
|           | Adjustments for:  |                    |                        |
|           | Depreciation  | 0.18               | 0.16                   |
|           | Loss on sale of fixed assets (net)                                      | -                  | -                      |
|           | Profit/Loss on sale of shares   | 0.78               | -2.15                  |
|           | Interest/Dividend Income (net)  | -17.76             | -21.31                 |
|           | Others  | -                  | -                      |
|           | <b>Operating profit before working capital changes</b>                  | <b>72.21</b>       | <b>3.16</b>            |
|           | Adjustments for:  |                    |                        |
|           | Trade and Other Receivables   | -5.98              | -3.83                  |
|           | Inventories   | 298.83             | 37.29                  |
|           | Loans and Advances  | -165.92            | 25.54                  |
|           | Current Tax Assets (Net)  | 2.25               | -2.17                  |
|           | Others  | 0.42               | -                      |
|           | Other Current Tax Liabilities   | -                  | -                      |
|           | Provisions  | 2.75               | -3.20                  |
|           | Financial Liabilities   | -                  | 0.07                   |
|           | <b>Cash (used in)/generated from operations</b>                         | <b>204.56</b>      | <b>56.86</b>           |
|           | Income Tax /Refund (Net)  | -4.70              | -1.90                  |
|           | <b>Net cash (used in)/from operating activities</b>                     | <b>199.86</b>      | <b>54.96</b>           |
| <b>B.</b> | <b>Cash flow from Investing activities:</b>                             |                    |                        |
|           | Purchases & Sale of fixed Assets  | -417.40            | -                      |
|           | Purchases & Sale of Investments   | 19.02              | 8.09                   |
|           | Interest /Dividend Income   | 17.76              | 21.31                  |
| <b>C.</b> | <b>Cash (used in)/from Investing activities</b>                         | <b>-380.62</b>     | <b>29.40</b>           |
|           | <b>Cash flow from financing activities:</b>                             |                    |                        |
|           | Loans and borrowings  | 300.77             | -                      |
|           | Proceeds from fresh issue of share capital                              | -                  | -                      |
|           | <b>Net cash (used in)/ from financing activities</b>                    | <b>300.77</b>      | <b>-</b>               |
|           | <b>Net (decrease)/increase in cash and cash equivalents (A + B + C)</b> | <b>120.01</b>      | <b>84.36</b>           |
|           | <b>Cash and cash equivalents at beginning of the period</b>             | <b>100.94</b>      | <b>16.58</b>           |
|           | <b>Cash and cash equivalents at end of the period</b>                   | <b>220.95</b>      | <b>100.94</b>          |

Previous year's figures have been reworked, regrouped and rearranged wherever necessary.

For Deep Diamond India Limited

  
**Managing Director**  
 09608025

Place: Mumbai,

Date: 20th October, 2022

