

HFFCIL/BSE/NSE/EQ/131/2025-26

Date: 22-01-2026

To, BSE Limited, Department of Corporate Services, Phiroze Jeejeebhoy Towers, Dalal Street, Mumbai- 400001. Scrip Code- 543259	To, The National Stock Exchange of India Limited, The Listing Department, Bandra Kurla Complex, Mumbai- 400 051. Scrip Symbol- HOMEFIRST
---	---

Sub: Revision in Investor Press Release on the Financial and Operational Performance of the Company for the quarter ended December 31, 2025

Dear Sir/Madam,

This is to bring to your notice that with reference to our intimation letter no. **HFFCIL/BSE/NSE/EQ/130/2025-26** dated January 22, 2026, wherein we have submitted the press release on the Financial and Operational Performance of the Company for the quarter ended December 31, 2025. Inadvertently, we have made typographical error in the press release under the Key Performance Indicator for Q3FY26 table, wherein the disbursement q-o-q is mentioned as 10.5% instead of 2.2%.

In view of the above, please find enclosed herewith Revised Investor Press Release on the Financial and Operational performance of the Company for the quarter ended December 31, 2025.

This Investor Press Release may also be accessed on the website of the company at www.homefirstindia.com

Kindly take the aforementioned on record and apologies for the inconvenience caused.

For **Home First Finance Company India Limited**

Shreyans Bachhawat
Company Secretary, Compliance Officer and Head – Legal
ACS NO: 26700

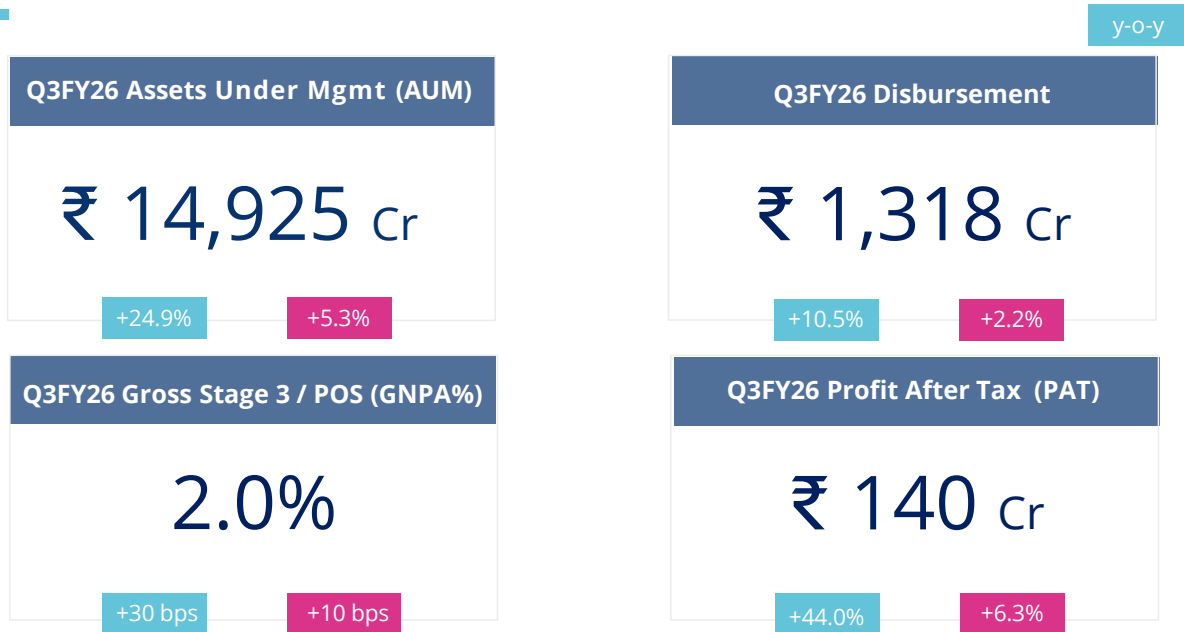


Home First Finance Company India Limited

Press Release: 22nd January 2026, Mumbai

- AUM at ₹ 14,925 Cr; strong growth of 24.9% y-o-y and 5.3% q-o-q.
- Disbursal reaches new high of ₹ 1,318 Cr with a y-o-y growth of 10.5% and a q-o-q of 2.2%.
- PAT grows by 44.0% y-o-y and 6.3% q-o-q to ₹ 140 Cr. RoA at 4.0%.

Q3FY26 in brief



Key Performance Indicators for Q3FY26

Particulars	Q3FY26	Q3FY25	y-o-y	Q2FY26	q-o-q
AUM (₹Cr)	14,925	11,949	24.9%	14,178	5.3%
Disbursement (₹Cr)	1,318	1,193	10.5%	1,289	2.2%
Total Income (₹Cr)	484	407	18.7%	479	1.0%
PAT (₹Cr)	140	97	44.0%	132	6.3%
Spread (%) ⁽¹⁾	5.4%	5.2%	+ 20 bps	5.3%	+ 10 bps
ROA (%)	4.0%	3.4%	+ 60 bps	3.8%	+ 20 bps
Gross Stage 3 (%)	2.0%	1.7%	+ 30 bps	1.9%	+ 10 bps
Cost to Income (%)	32.1%	35.2%	- 310 bps	32.0%	+ 10 bps

(1) IGAAP basis and Excludes Co-Lending.

Investors & Analyst can download the excel version of operational & financial numbers from our website [link](#).

Commenting on the performance Mr. Manoj Viswanathan, MD & CEO said,

"India's economy continues to display resilience despite global uncertainties arising from trade, tariffs and geopolitics. The policy landscape has turned supportive and economic momentum appears to be around the corner.

We are pleased to present the financial performance for Q3FY26, which reflects a strong business momentum, robust profitability along and a stable asset quality with improving early delinquencies. This quarter the company continued to grow disbursements and originations as we progress out of a challenging credit cycle.

In this quarter, disbursement grew by 10.5% YoY, to an all time high of ₹ 1,318 Cr, resulting in an AUM of ₹ 14,925 Cr with a growth of 24.9% YoY. We further expanded our network, adding 2 branches and 2 touch points, taking our total branch count to 165 and touchpoints to 368. We also delivered a very strong operating performance – Profit after Tax grew by 44.0% YoY to ₹140 Cr supported by Net Total Income growth of 34.8% YoY to ₹290 Cr; RoA and RoE stood at 4.0% and 13.7% respectively. Pre money ROE was at 17.1%

Provisions arising from the implementation of new labour codes have been recorded and these one-time expenses have impacted opex and earnings of Q3FY26. If we exclude the labour codes adjustments, the earnings growth in Q3FY26 has improved by 46.6% y-o-y and 8.3% q-o-q.

Our asset quality remains healthy and stable:

- 1+ DPD is at 5.3% (down by 20 bps on q-o-q).
- 30+ DPD at 3.7% (flat on q-o-q).
- Gross Stage 3 (GNPA) is at 2.0% (up by 10 bps on q-o-q).
- Our credit cost is at 40 bps (flat on q-o-q basis). We continue to maintain a credit cost guidance of 30 to 40 bps, ensuring disciplined risk management even as we scale.

We are equally committed to responsible growth. Under our Green Homes initiative, we certified 70 additional homes in the quarter, taking the cumulative count to 310 as of December.

As we approach FY27, we are geared for a 25% AUM growth YoY led by distribution and use of technology, backed by diversified funding and strong risk management. At HomeFirst, we are positioned to leverage the opportunities with our strong fundamentals, disciplined execution, and prudent risk management.

As we look ahead, our commitment is clear: to build an institution that is agile, inclusive and resilient with the ability to thrive across economic cycles."

Key Highlights for Q3FY26

Distribution:

- The Company has 165 branches (+2 from Sep'25) with presence in 13 States / UT.
- Total touchpoints increased to 368 (+2 from Sep'25 and +9 from Dec'24).

Q3FY26 Disbursements:

- Disbursements of ₹1,318 Cr, y-o-y growth of 10.5%.

Asset under Management (AUM):

- ₹14,925 Cr, growth of 24.9% on y-o-y basis and 5.3% on q-o-q basis.
- Focus on housing loans that contribute 83% of AUM.
- EWS / LIG category forms ~60% of the customer base.

Asset Quality:

- Bounce rates range-bound. Jan'26 bounce rate of 16.9%.
- 1+ DPD is at 5.3% (down by 20 bps on q-o-q).
- 30+ DPD at 3.7% (flat on q-o-q).
- Gross Stage 3 (GNPA) at 2.0%.
- Our credit cost is at 40 bps for the quarter.

Provisions:

- ECL provision as on Dec'25 is ₹103 Cr; resulting in total provision to loans outstanding ratio at 0.8%; and the GNPA to total provision coverage ratio (PCR) is at 40.4% as of Dec'25 vs 40.8% as of Sep'25.

Borrowings:

- Total borrowings including debt securities are at ₹9,926 Cr as on Dec'25. The company continues to carry a liquidity buffer of ₹4,357 Cr as of Sep'25.
- Cost of borrowings at 8.0%, down by 10 bps on q-o-q.

Spread:

- Ex-CL Spread on loans stood at 5.4% in Q3FY26 (up by 10 bps on q-o-q).

Capital Adequacy:

- Total CRAR at 49.0%. Tier I capital stands at 48.6% as on Dec'25.
- Networth as on Dec'25 is at ₹4,180 Cr vis-à-vis ₹4,014 Cr as on Sep'25.

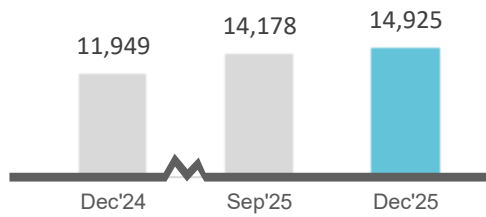
Q3FY26 Financial Performance:

- Total Income at ₹484 Cr; growth of 18.7% y-o-y.
- PPOP stands at ₹197 Cr; growth of 41.1% y-o-y.
- PAT at ₹140 Cr; up by 44.0% y-o-y.
- ROA is at 4.0%; up by 60 bps y-o-y.
- ROE at 13.7% due to enlarged equity base post recent fund raise; pre-money adjusted RoE at 17.1%.

Q3FY26 Performance Summary

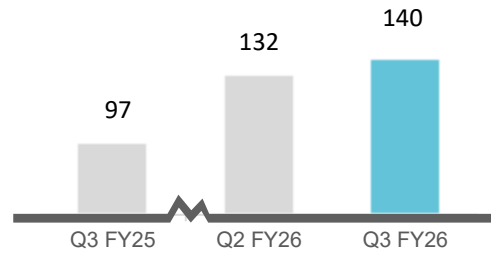
Assets Under Management

in ₹Cr

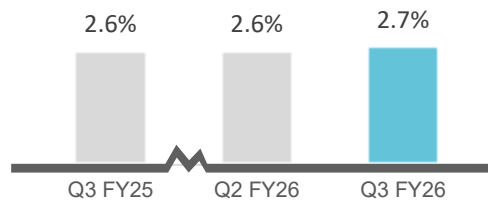


Profit After Tax

in ₹Cr

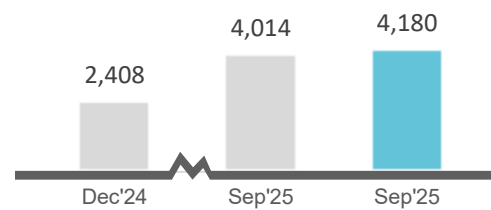


Opex to Asset



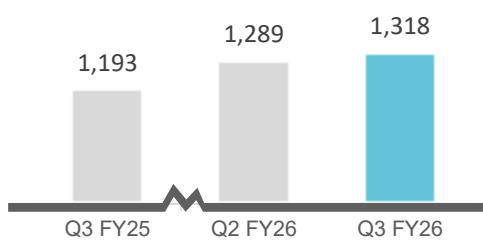
Net Worth

in ₹Cr

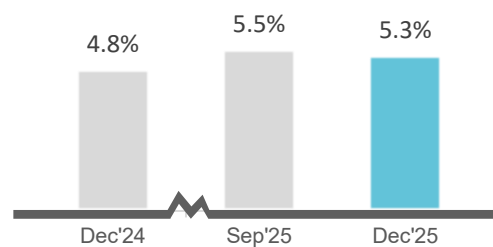


Disbursement

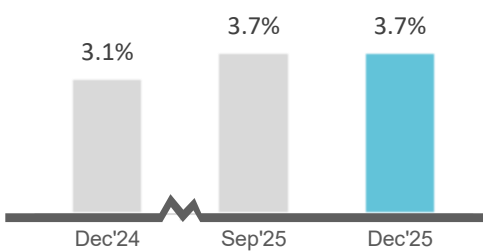
in ₹Cr



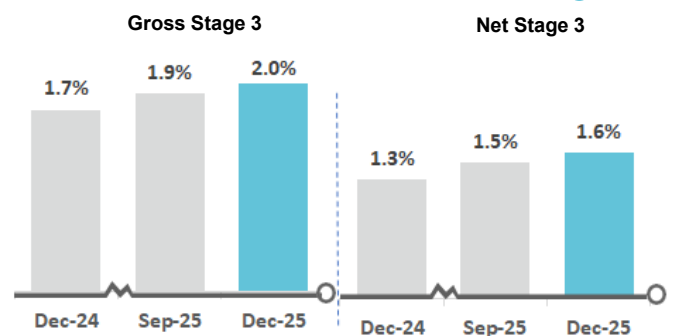
DPD 1+



DPD 30+



Gross / Net Stage 3 (GNPA/NNPA)



About Home First Finance Company India Limited

Home First Finance Company India Limited (HomeFirst) is a technology driven affordable housing finance company that targets first time home buyers in low and middle-income groups. It primarily offers housing loans for the purchase or construction of homes. The Company has deep penetration in the large housing finance markets with a network of 165 branches with presence in 13 States / UT in India, with a significant presence in emerging urban regions in the states of Gujarat, Maharashtra, Andhra Pradesh, Telangana, Karnataka and Tamil Nadu and increasing presence in emerging affordable housing finance markets of Uttar Pradesh, Uttarakhand, Madhya Pradesh and Rajasthan. The company has diversified lead generating channels with a wide network of connectors.

Safe Harbor Statement

Statements in this document relating to future status, events, or circumstances, including but not limited to statements about plans and objectives, the progress and results of research and development, potential project characteristics, project potential and target dates for project related issues are forward-looking statements based on estimates and the anticipated effects of future events on current and developing circumstances. Such statements are subject to numerous risks and uncertainties and are not necessarily predictive of future results. Actual results may differ materially from those anticipated in the forward-looking statements. The company assumes no obligation to update forward-looking statements to reflect actual results changed assumptions or other factors.

For further information, please contact

Home First Finance Company India Limited

511, Acme Plaza Andheri Kurla Road, Andheri East, Mumbai -
400059 CIN: L65990MH2010PLC240703

✉ **Ms Nutan Gaba Patwari**, Chief Financial Officer
nutangaba.patwari@homefirstindia.com

✉ **Mr. Sunil Anjana**, Head – Treasury & Investor Relations
sunil.anjana@homefirstindia.com

✉ **Investor Relations** - HomeFirst
investor.relations@homefirstindia.com

