

February 22, 2019

The Manager,
(Corporate Relationship Department),
BSE Limited
1st Floor, P.J. Towers,
Dalal Street, Fort,
Mumbai – 400001

Through Listing Centre
Scrip Code: 519003

Sub: Earnings Presentation – Q3-FY2019

Dear Sir / Madam,

We are forwarding you a copy of earnings presentations on Q3-FY2019 results of the Company.

This is for your kind information and records please and for dissemination to the shareholders of the Company and public at large. This presentation is also available on the Company's website viz. www.modinaturals.com under 'Investors Relations' section.


Thanking you !

Yours Faithfully,
For **MODI NATURALS LIMITED**



Ankit Agarwal
Company Secretary
Memb. No. – ACS 23445

Encl : A/a



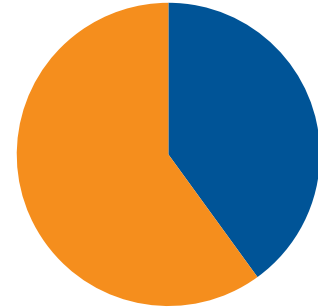
Earnings Presentation

9M / Q3-FY19

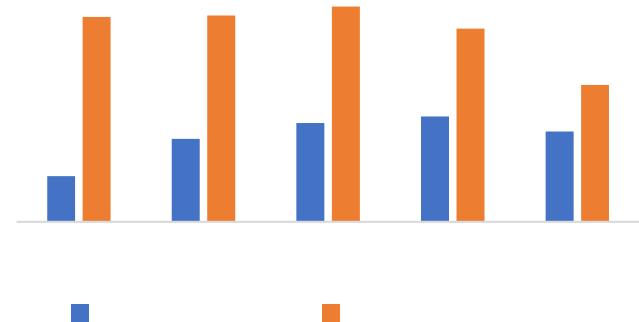
February, 2019

-
-
-
-
-
-
-

Segmental Sales Break Up –9M-FY19



Segmental Sales Growth (INR Mn)



TRANSFORMING INTO MULTI BRAND FMCG CO.

Non-Branded



Branded

Branded Edible oil



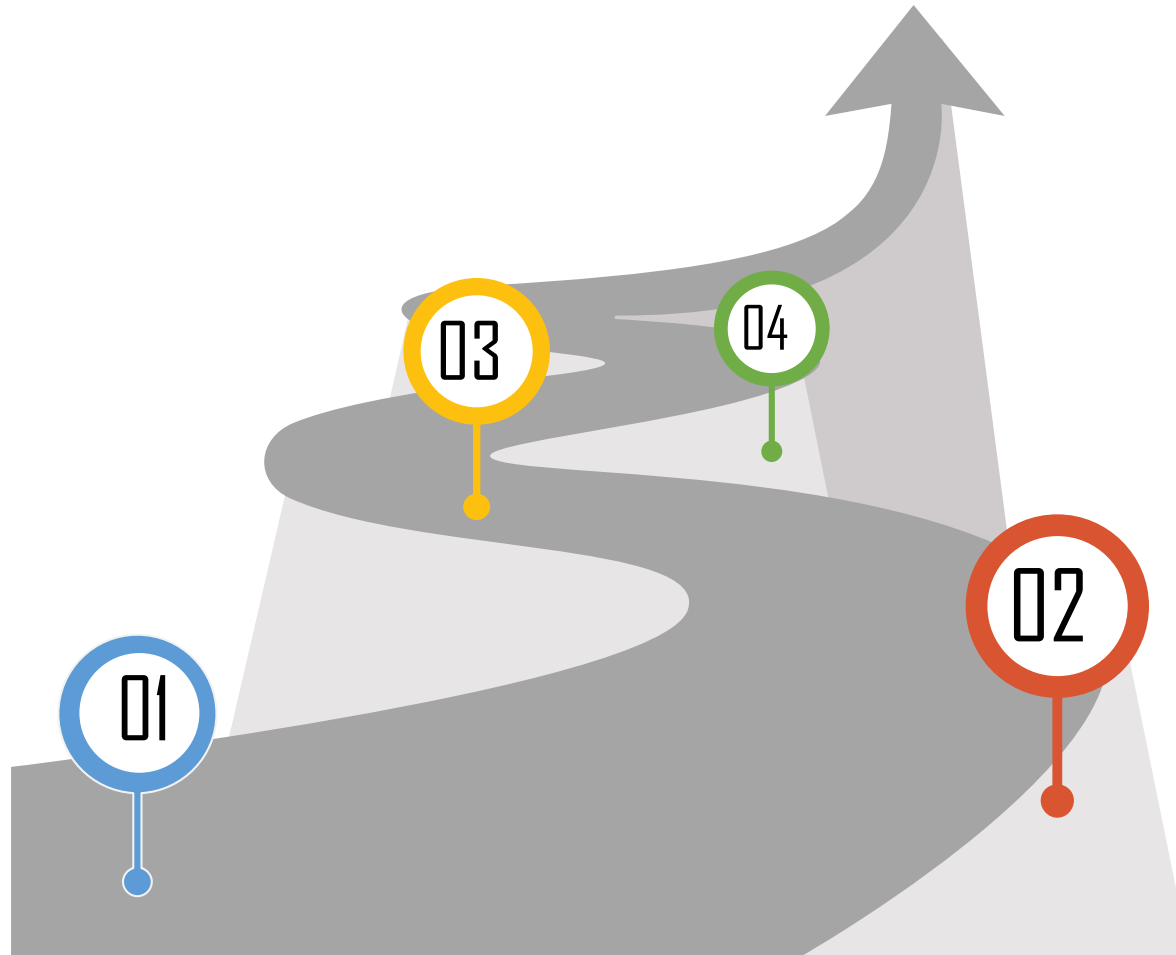
Personal Care



Ready to cook Segment



REVENUE GROWTH OF THE BRANDED BUSINESS



Modi Naturals Ltd.

Edible Oil



Oleev



Other Oils

Personal Healthcare



Olivana Wellness

Ready-to-Cook



Instant
Popcorn



MIX'IN
Popcorn



Microwave
Popcorn

➤ **Q3-FY19 Financial Highlights :**

-
-
-
-
-
-

➤ **9M-FY19 Financial Highlights :**

-
-
-
-
-
-

➤ **Q3-FY19 Operational Highlights:**

-
-
-

Q3-FY19 INCOME STATEMENT

Income Statement (INR Mn)	Q3-FY19	Q3-FY18	Y-o-Y	Q2-FY19	Q-o-Q
Total Income*	926	857	8.1%	575	61.0%
				565	
EBITDA	11	(1)	NA	10	10.0%
<i>EBITDA Margins (%)</i>	<i>1.19%</i>	<i>NA</i>	<i>NA</i>	<i>1.74%</i>	<i>(55)Bps</i>
PBT	7	(10)	NA	5	40.0%
Profit After Tax	7	(10)	NA	5	40.0%
<i>PAT Margins (%)</i>	<i>0.76%</i>	<i>NA</i>	<i>NA</i>	<i>0.87%</i>	<i>(11)Bps</i>
Total Comprehensive Income	7	(10)	NA	5	40.0%

* Includes other income

9M-FY19 INCOME STATEMENT

Income Statement (INR Mn)	9M-FY19	9M-FY18	Y-o-Y
Total Income*	2,127	1,977	7.6%
	2,093	1,979	
EBITDA	34	(2)	NA
<i>EBITDA Margins (%)</i>	1.60%	NA	NA
	10	10	
	9	20	
PBT	15	(32)	NA
	-	-	
Profit After Tax	15	(32)	NA
<i>PAT Margins (%)</i>	0.71%	NA	NA
	-	-	
Total Comprehensive Income	15	(32)	NA
	1.22	(2.53)	

* Includes other income

INCOME STATEMENT

Income Statement (INR Mn)	FY15	FY16	FY17^	FY18^	9M-FY19^
Total Income*	2,339	2,717	2,932	2,786	2,127
					2,093
EBITDA	40	85	42	42	34
<i>EBITDA Margins (%)</i>	<i>1.71%</i>	<i>3.13%</i>	<i>1.43%</i>	<i>1.51%</i>	<i>1.60%</i>
					10
					9
PBT	1.4	42	1.3	1.2	15
					-
Profit After Tax	1.5	20	(0.20)	(0.04)	15
<i>PAT Margins (%)</i>	<i>0.06%</i>	<i>0.74%</i>	<i>NA</i>	<i>NA</i>	<i>0.71%</i>
					-
Total Comprehensive Income	1.5	20	0.2	0.58	15
					1.22

* Includes other income As per IND-AS

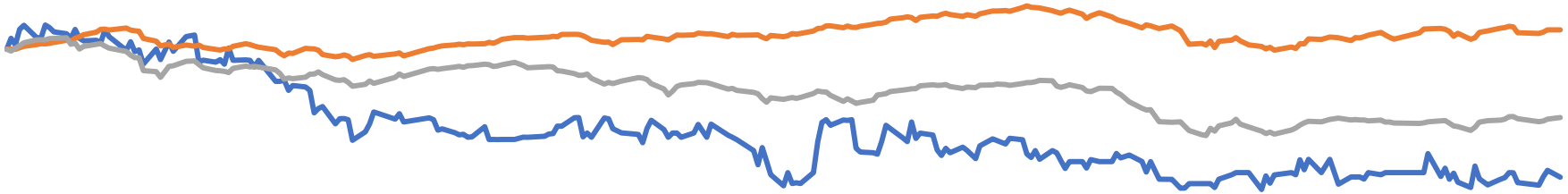
BALANCE SHEET (IND-AS)

PARTICULARS (MN)	FY17	FY18	H1-FY19
ASSETS			
Non-Current Assets			
Current Assets			
TOTAL ASSETS	991	973	845

PARTICULARS (MN)	FY17	FY18	H1-FY19
EQUITY AND LIABILITIES			
Equity			
Liabilities			
Non-Current Liabilities			
Current Liabilities			
TOTAL EQUITY AND LIABILITIES	991	973	845

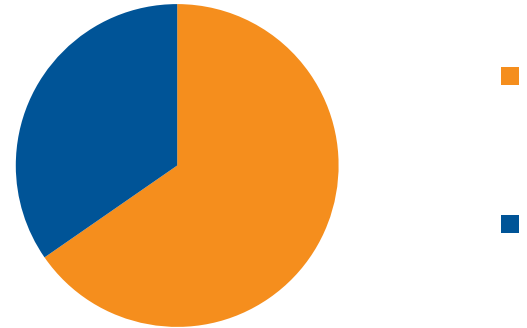
CAPITAL MARKET DATA

Share Price Performance (As on 31st December, 2018)



Price Data (As on 31st December, 2018)

Shareholding Pattern (As on 31st December, 2018)



DISCLAIMER

For further information please contact our Investor Relations Representatives:



Valorem Advisors
Mr. Anuj Sonpal, CEO