

January 23, 2026

**National Stock Exchange of India Limited**

Exchange Plaza, 5<sup>th</sup> Floor,  
Plot No. C-1, G Block,  
Bandra Kurla Complex, Bandra (East)  
Mumbai - 400 051.

**BSE Limited**

Phirozee Jeejeebhoy Towers,  
Dalal Street,  
Mumbai - 400 001.

**Scrip ID - STLTECH**

**Scrip Code - 532374**

**Sub.: Outcome of Board Meeting - Intimation under Regulations 30, 33, 52 and other applicable provisions of the Securities and Exchange Board of India (Listing Obligations and Disclosure Requirements) Regulations, 2015, as amended (the "Listing Regulations")**

Dear Sir/Madam,

With reference to our letter dated January 13, 2026, we wish to inform you that the Board of Directors of Sterlite Technologies Limited (the "Company"), at its meeting held today i.e. on January 23, 2026, has approved, *inter alia*, the Unaudited Financial Results (Standalone and Consolidated) of the Company for the quarter and nine months ended December 31, 2025.

In this regard, please find enclosed herewith:

- i. Press Release;
- ii. Investors Presentation on Financial Results;
- iii. Unaudited Consolidated and Standalone Financial Results;
- iv. Limited Review Report on the Unaudited Consolidated and Standalone Financial Results;
- v. Disclosure pursuant to Integrated Financial Results pursuant to to SEBI Circular SEBI/HO/CFD/CFD-PoD-2/CIR/P/2024/185 dated December 31, 2024 read with relevant circulars issued by stock exchanges enclosed as Annexure I.
- vi. Statement of Utilization of issue proceeds of Non-Convertible Debentures and Statement of Material Deviation under Regulation 52(7) and Regulation 52(7A) respectively of the Listing Regulations, confirming Nil deviation(s) for the quarter ended December 31, 2025
- vii. The details of security cover for the quarter ended December 31, 2025 along with the certificate of the Statutory Auditors of the Company pursuant to Regulation 54 of the SEBI (Listing Obligations and Disclosure Requirements) Regulations, 2015 read with SEBI circular dated May 19, 2022 is enclosed herewith.

The meeting commenced at 10:50 am and concluded at 2:56 pm.

We request you to take the aforesaid on records. Thanking you.

Yours faithfully,

For **Sterlite Technologies Limited**

**Mrunal Asawadekar**

Company Secretary & Compliance Officer

Membership No.: A 24346

**Sterlite Technologies Limited**

Registered office: 4th Floor, Godrej Millennium, Koregaon Road 9, STS 12/1, Pune, Maharashtra- 411 001, India.  
CIN - L31300PN2000PLC202408

## PRESS RELEASE

### STL reports Q3FY'26 results; strengthens technology leadership

**Mumbai, 23/January/2026:** [STL](#) [NSE: STLTECH], a leading connectivity solutions provider for AI-ready digital infrastructure, today announced its financial results for the quarter ended **31st December 2025**. For **Q3 FY'26**, the Company reported revenues of **INR 1,257 Cr** and EBITDA of **INR 129Cr**, a YoY growth of **~26%** and **~16%**, respectively.

STL reported continued sequential improvement in Operational EBITDA margin for the fifth consecutive quarter, driven by higher-margin product mix and increased contributions from the US market. With the US–India Bilateral Trade Agreement currently under advanced discussion, STL remains well-positioned to leverage emerging opportunities by offering reliable, high-quality solutions for building AI-ready digital infrastructure.

In Q3 FY26, the **Optical Networking Business (ONB)** recorded revenue of **INR 1,174 Cr** and EBITDA of **INR 131 Cr**. With operations now closer to key markets across North America, Europe, and Asia, STL is well positioned to fulfil evolving customer needs to create AI-ready digital infrastructures. Our capacity expansions and *glass-to-terabit* connectivity solutions are beginning to deliver positive results, driven by a sharp focus on data centre-centric product innovation and co-creation.

**STL Digital** – Expanded its global footprint with new customer acquisitions in Q3, taking the total to **34** global clients. Secured a multimillion-dollar deal from a US-based Pharma major for SAP S/4 HANA implementation across multiple geographies.

### Some key highlights

**Key wins – Strong momentum** across key markets of the US, UK, Europe and Asia, marked by Tier-1 North American telecom customers and large-scale Data Centre Interconnect (DCI) wins. In Q3, the company secured orders exceeding INR 500 Cr for its Data Centre portfolio to supply its advanced solutions for building next-generation, AI-ready data centre infrastructure.

**Innovation** - We successfully collaborated with **Colt Technology Services** for the Multi-Core Fibre (MCF) trials executed across their London Metro optical network in London, UK. STL expanded its IBR portfolio with **1728F** and a DC-specific **3456F** high-count variant and **HD microcable** portfolio with a **432F**, 200-micron fibre cable. In close collaboration with its customers, the company is developing advanced next-generation fibre technologies, including **Hollow-Core Fibre (HCF)** and **G.654.E**. As of the end of Q3 FY26, the company's portfolio has grown to **780 patents\***.

*"STL delivered a strong quarter with healthy revenue growth and robust order momentum across key global markets, said **Ankit Agarwal, MD, STL**. "Our technology leadership in next-generation fibre and data centre solutions, coupled with a sharp focus on customer outcomes, continues to differentiate us. We remain committed to building AI-ready digital infrastructure at a global scale, while driving innovation, efficiency, and long-term value for our stakeholders."*

Financials** (INR Cr)	Q3 FY'26	Q2 FY'26	Q3 FY'25
Revenue	1,257	1,034	998
EBITDA	129	141	111

\*Patents filed and granted

\*\*All financials are from continued operations

### About STL - Sterlite Technologies Ltd:

STL is a global leader in advanced connectivity solutions, providing end-to-end solutions for building AI-ready infrastructure, FTTx, Rural, Enterprise and Data Centre networks. With manufacturing facilities in North America, Europe and Asia, we deliver our solutions in more than 100 countries. Data Centre & Cloud companies, Telecom operators, Internet service providers and Large enterprises collaborate with STL to build their future-ready digital infrastructure. STL's business goals are driven by customer-centricity, R&D and sustainability. [Read more](#), [Contact us](#), [stl.tech](http://stl.tech) | [Twitter](#) | [LinkedIn](#) | [YouTube](#)

### For more information, contact:

Media Relations	Investor Relations
Shaily Rai Sinha	Rahul Darak
Phone: +91 22 30450450	Phone: +91 22 30514000
<a href="mailto:stl.communications@stl.tech">stl.communications@stl.tech</a>	<a href="mailto:investor@stl.tech">investor@stl.tech</a>



# Earnings Presentation

Earnings Call Q3FY26

23<sup>rd</sup> Jan 2026





# Safe Harbour



Certain words and statements in this communication concerning Sterlite Technologies Limited (“the Company”) and its prospects, and other statements relating to the Company’s expected financial position, business strategy, the future development of the Company’s operations and the general economy in India & global markets, are forward looking statements.

Such statements involve known and unknown risks, uncertainties and other factors, which may cause actual results, performance or achievements of the Company, or industry results, to differ materially from those expressed or implied by such forward-looking statements.

Such forward-looking statements are based on numerous assumptions regarding the Company’s present and future business strategies and the environment in which the Company will operate in the future.

The important factors that could cause actual results, performance or achievements to differ materially from such forward-looking statements include, among others, changes in government policies or regulations of India and, in particular, changes relating to the administration of the Company’s industry, and changes in general economic, business and credit conditions in India.

The information contained in this presentation is only current as of its date and has not been independently verified. No express or implied representation or warranty is made as to, and no reliance should be placed on, the accuracy, fairness or completeness of the information presented or contained in this presentation. None of the Company or any of its affiliates, advisers or representatives accepts any liability whatsoever for any loss howsoever arising from any information presented or contained in this presentation. Please note that the past performance of the Company is not, and should not be considered as, indicative of future results. Furthermore, no person is authorized to give any information or make any representation which is not contained in, or is inconsistent with, this presentation. Any such extraneous or inconsistent information or representation, if given or made, should not be relied upon as having been authorized by or on behalf of the Company.

The Company may alter, modify or otherwise change in any manner the contents of this presentation, without obligation to notify any person of such revision or changes.

Persons should consult their own financial or tax adviser if in doubt about the treatment of the transaction for themselves

These materials are confidential, are being given solely for your information and for your use, and may not be copied, reproduced or redistributed to any other person in any manner. The distribution of this presentation in certain jurisdictions may be restricted by law. Accordingly, any persons in possession of this presentation should inform themselves about and observe any such restrictions

# Ankit Agarwal

## Managing Director



A believer in purpose-led organizations, Ankit has been leading STL's growth journey as it transforms billions of lives by connecting the world. He holds sustainability very close to his heart and is leading the company's ambitious Net-Zero by 2030 target, from the front.

Ankit is extremely passionate about improvement in health, education and the environment through digital inclusion. Recognized as a 40 under 40 leader, Ankit is a strong supporter of young and entrepreneurial talent. He is a fitness enthusiast, an athlete, and a long-distance runner and encourages his teams to work towards solid all-round growth at work and in life.

# Strategic Priorities for FY26



1

## Strategic Priorities for FY26

2

Focus on gaining market share in Optical business

3

Focus on profitable growth in STL Digital

4



Robust Financials



# STL is a leading player in global digital connectivity infrastructure



## Customer Segments



## Business Units & Offerings

### Optical Networking

- Optical Fibre
- Optical Fibre Cables
- Specialty Cables
- Optical Connectivity

### Digital & Technology Solutions

- Cloud & Cybersecurity
- Enterprise SaaS
- Data analytics & AI
- Product Engineering



# #1

End-to-end optical manufacturer in India



# 8%

Global Market Share in OFC (Ex-China)



# 30+

Years of industry leadership



# 780+

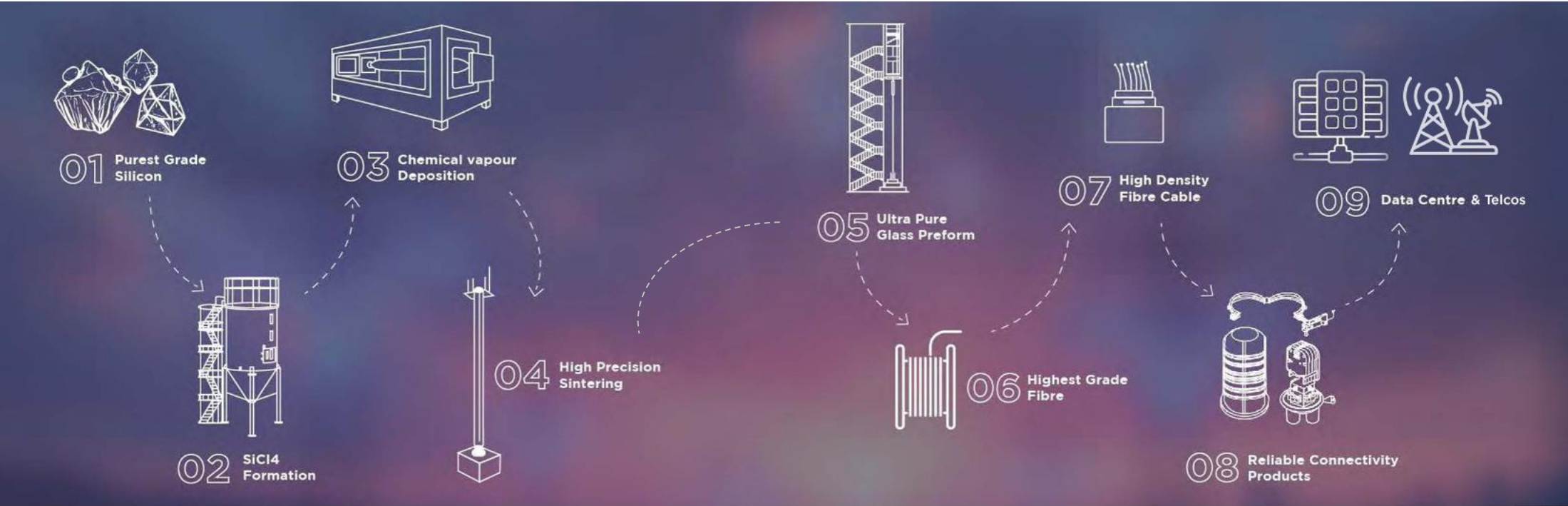
Global Patent Filed and granted



# 10+

Advanced manufacturing facilities with **ZERO** waste to landfill & Liquid Discharge

# Glass to Gigabit Connectivity – Presence Across Value Chain



Breakthrough Innovations Redefining Optical Infrastructure

stellar

### Stellar™ Bend-Insensitive Fiber

Industry-leading flexibility with **minimal signal loss** — optimized for dense datacenter environments and challenging installations

celesta

### Celesta Ribbon Cables

**Compact, high-density, faster installs** — engineered for rapid hyperscale deployments with superior space efficiency

multiverse

### Multiverse Multicore Fiber

**4x capacity increase** — revolutionary multi-core architecture supporting exponential bandwidth growth for AI and hyperscale workloads


OptoBlaze

### OptoBlaze Plug'n'Play Solution

Compact, pre-connectorized plug-and-play solution that enables fast, tool-free, and reliable FTTH installations with minimal skill and maximum efficiency.

## Grow

### Optical Networking



- Increasing OFC market share and optical connectivity attach rate
- Rapidly building data centre product portfolio
- Driving technology & cost leadership

## Build

### STL Digital



- Consciously invest in building technology and domain capability
- Focus on profitable growth



# Optical Business; STL's focus on gaining market share



1

Strategic  
Priorities for  
FY26

2

**Focus on gaining  
market share in  
Optical business**

3

Focus on  
profitable growth  
in STL Digital

4

Robust  
Financials

# Three investments cycles coinciding



Multi-year network build cycle

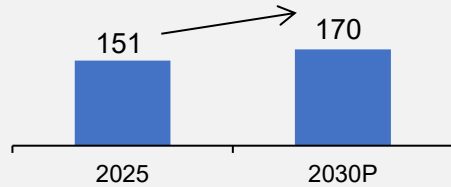
## FTTx

## Data Centres

## 5G

### Global

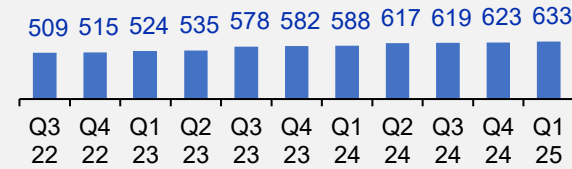
Global FTTx deployments – OFC mfkms



76%

CRU projects global optical cable demand growth from data centres at +75.9% y/y in 2025.

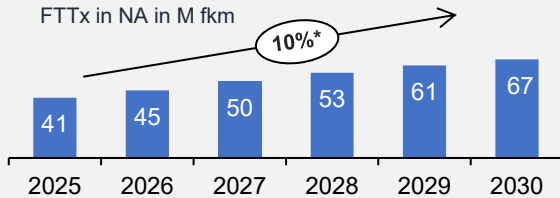
Rise in no of Global 5G Operators



CRU

### North America

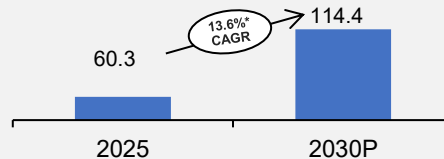
FTTx in NA in M fkm



10%\*

>100 Mn US homes await FTTH

Installed Data Centre Capacity (Thousand MW)



13.6% CAGR

Data Centre Market at ~US\$250+ bn by 2030 (2025: ~US\$154 bn; 10.5 % CAGR) Mordor

6.3 Bn: Global 5G subscriptions by 2030, making up 67% of total mobile subscriptions

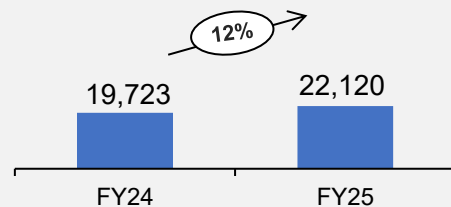
80%: Share of total mobile data traffic expected to be carried by 5G by 2030

3.6 Bn: Projected 5G Standalone (SA) subscriptions globally by 2030

www.ericsson.com

### India

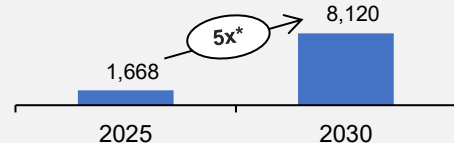
Indian Telcos Capex Spend (\$ Mn)



12%

CRU

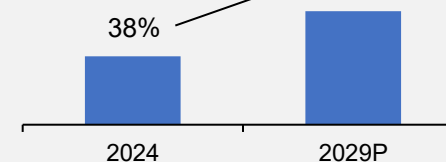
Installed Data Centre Capacity (MW)



5x\*

>INR 30 Bn investments till 2030 (Jefferies)

Blended average fiberized Mobile Sites of total mobile sites



Source: Analysys Mason, 2024

## Supported by:

- DCs giving rise to **long haul fibre** deployments for inter DC connectivity.
- Big Tech's Data Centre capex is expected to increase to ~**\$600 bn** by 2027 as per Morgan Stanley report

## Government programs

- **BharatNet (₹1.39Tn) Phase III** targets fibre to **1.5 crore rural homes**, driving the next stage of broadband expansion.
- **U.S. Government's ~US\$97B broadband funding (incl. US\$42.5B BEAD)** remains intact; **53/56** states have submitted plans, with ~**67%** of eligible locations expected to receive fibre.



# Fiber remains the backbone of all digital infrastructure

5G, FTTH, AI-DC all bank on the DNA that is optical fiber



***“AT&T is focused on expanding where it can offer fiber in a variety of ways”***

*We’re proud to now pass more than 30 million fiber locations — halfway to our goal of reaching approximately 60 million homes and businesses across America*



***Airtel accelerating fibre rollout to power broadband growth***

*we are future-proofing our network with accelerated fibre deployment reflected in over 1,30,000 kilometres fibre rollout in the last three years. We **continue to expand fibre home passes** for our broadband businesses along with FWA rollout across 2,500 cities.*



***“VMO2 fixed broadband network now reaches a total of 18.5Mn homes!”***

*With demand greater than ever, we’re investing millions of pounds to ensure we’re giving our customers the fast and reliable connectivity they increasingly rely on*



***“The momentum of, our full fiber program is such that we are now raising our build target by 20 percent to up to 5m UK premises in FY26”***

*The company is on course for its 25 million target*



***“Fiber is the mission critical connective tissue for broadband delivery”***

*Uniti owns approximately 147,000 fiber route miles, 8.8 million fiber strand miles, and other communications real estate throughout the United States*



***“Amazon Web Services (AWS) has built over nine million kilometers of network infrastructure, so vast it could reach from Earth to the Moon and back more than 11 times”***



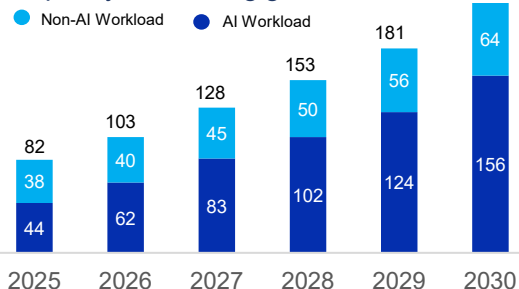


# AI revolution and data centre expansion presenting unprecedented opportunity



## Opportunity Size

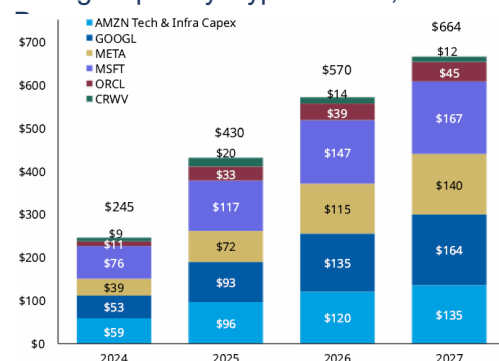
Estimated global data centre capacity demand, gigawatts



**70%** of Demand for AI-specific infrastructure by 2030

Source: McKinsey

Rising Capex by Hyperscalers, USD



Data Center IT Capex to reach **\$2.8T** by 2029

Source: Morgan Stanley, Citi Research

## Fibre explosion Inside DC

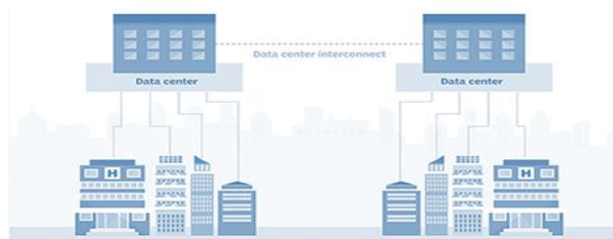


**36x** more fiber required for GPU-dense vs. CPU racks

**70%** higher fiber density in AI data centres than traditional ones



## Fibre explosion in DCI



Global **Data Centre Interconnect (DCI)** market **to more than double by 2030** - fueling a structural surge in fibre demand.

Source: MarketsandMarkets

## STL's AI-DC Portfolio

**Make in India for the World**



**End to end portfolio for DCs**

**Right fit for GPU-Dense, High bandwidth, low latency DC requirements**

## Enterprise and Data Centre

Achieved

**20%**

In 9M FY26

Progressing steadily towards achieving **significant** revenues **from Data Centre and Enterprise suit of products** in medium term

# A clear multi-year upcycle in global fibre demand building from 2025



## Reflections

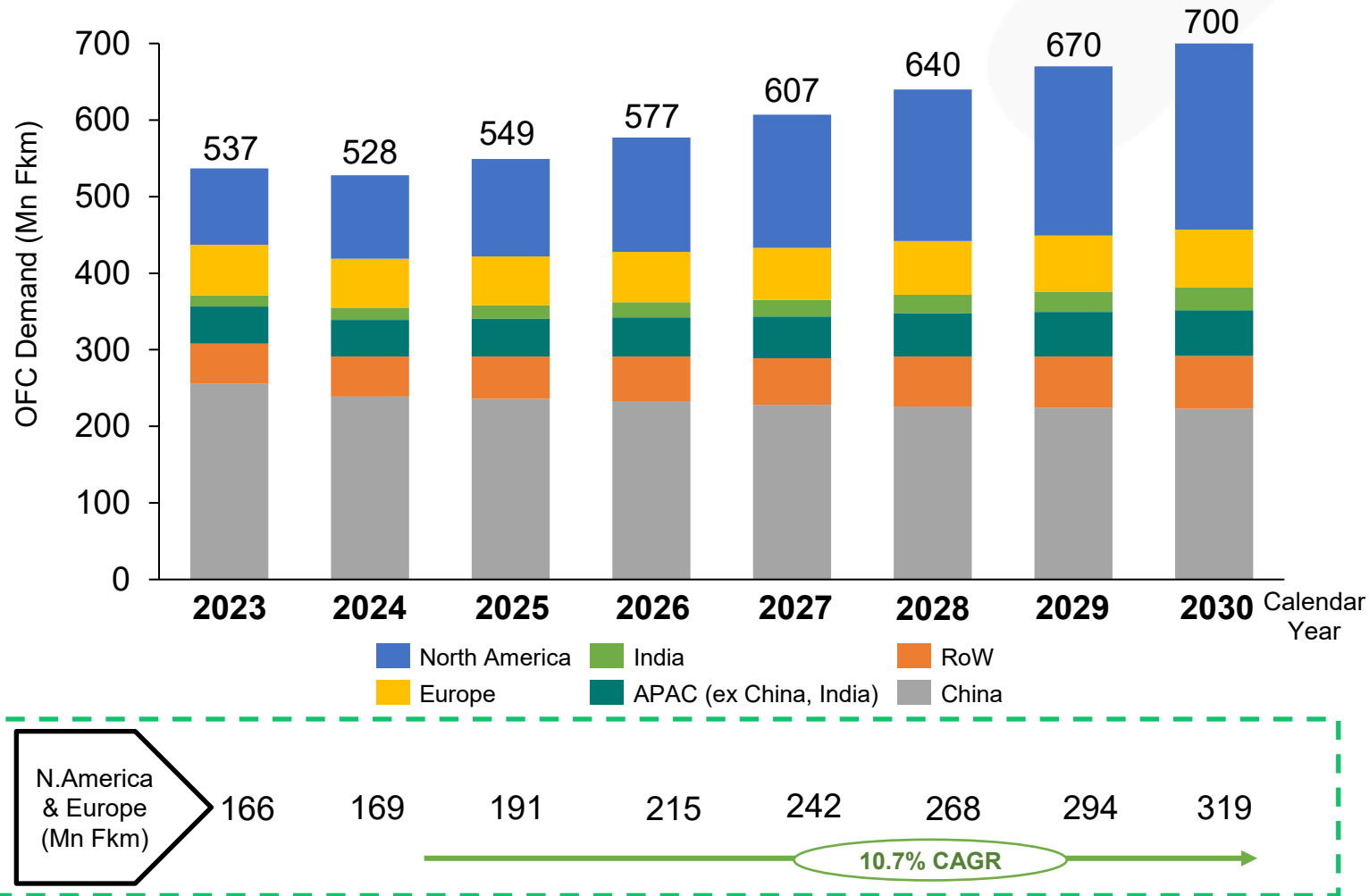
As per CRU;

- Global optical cable demand growth for 2025 has been revised up to **~4.0% YoY** (from ~1.7%), reflecting stronger near-term visibility, led primarily by North America data-centre demand and modest improvement in China's execution outlook.
- North America** is the key growth engine, driven by **accelerating AI-led data centre** builds, DCI deployments, and ongoing FTTH expansion. CRU highlights persistent demand outpacing domestic supply, keeping lead times tight.

## Future Outlook

As per CRU;

- North America** leads mid-term growth, the strongest regional CAGR projection
- APAC ex-China** is the second key growth pillar, with ~6.0% CAGR (2025–30), led by India and Southeast Asia, supported by BharatNet rollout, carrier capex and rising regional data-centre investments.

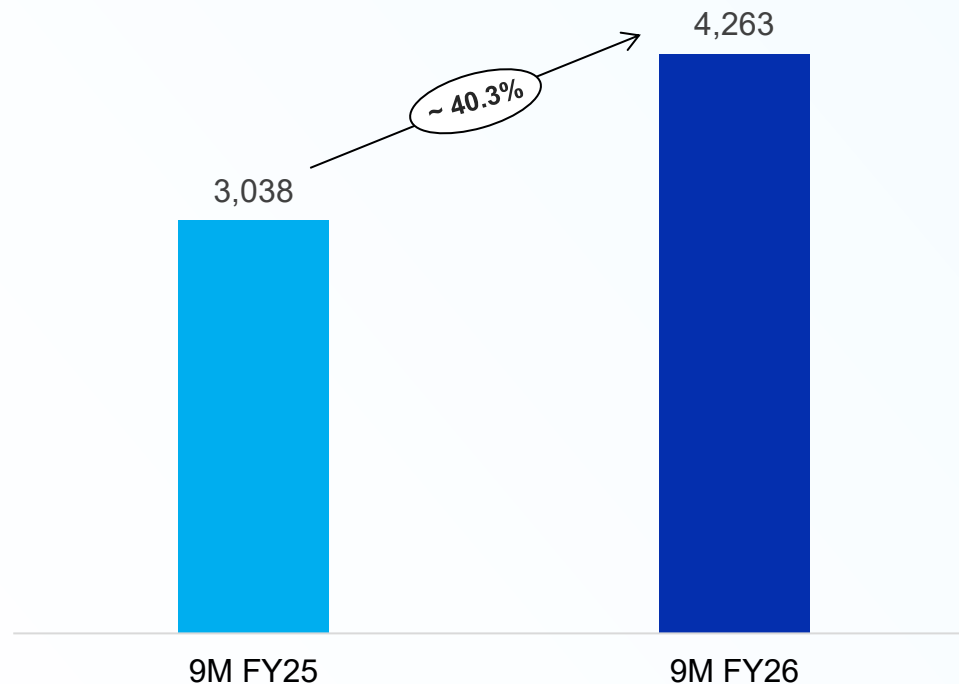


**STL's focus markets *North America* expected to lead demand growth, with CRU projecting a 13.7% CAGR through 2030.**

# STL capturing the most from market recovery – strong order intake



Order Intake (INR Cr.)



## Key Strategic Wins

- ✓ **Large-Scale DCI Wins:** Order inflows supported by large-scale data center connectivity infrastructure build-out projects .
- ✓ **Tier-1 Market Breakthrough:** Strategic entry into Tier-1 North American Telco customer accounts
- ✓ **Diversified Order Book:** Healthy mix of CAPEX-heavy infrastructure builds and strategic long-term service contracts.



# Driving Innovation Leadership - Technology Update



## Key Developments This Quarter

**Quantum communications:** signed an MoU with **QuNu Labs Pvt. Ltd.**, to strengthen R&D capabilities in Quantum Communications over Optical Fibre transmission.

**Multi-Core Fibre (MCF):** successful collaboration with **Colt Technology Services (Colt)** for the Multi-Core Fibre (MCF) trials executed across Colt's London metro optical network in London, UK.

## STL launches the world's slimmest IBR cable with 864F

For hyperscalers in the United States



## IP Portfolio

**780 patents** (filed and granted)  
**23 new patents** filed in Q3FY26

## Building Next-gen capability

- **Hollow-Core Fibre (HCF):** Pioneering low-latency, low-loss communications for future networks.
- **AI-Fibre Optic Sensing (Sensron)** solution sees expanding commercial adoption

## New Product Launches

### OFC:

- **IBR Portfolio:** Expanded our IBR portfolio with **1728F** and a DC-specific **3456F** high-count variant.
- Expanded our **HD microcable portfolio** with a **432F, 200µm fibre cable**.

### Optical Connectivity:

- **NanODC** compact closure up to 24F Splice capacity added.
- **OptoFit** Pre connectorized drop solution co developed with European customer.

### Copper Cable :

Launched Copper Patch Cords portfolio and secured CPR and customer approvals for Railway SIGNAL Copper cables

## Awards and accolades

- **24th Edition Datacenter Summit & Awards 2025** - STL Won the award for **Innovation - New Infrastructure Solution**.
- At **Fast Mode Awards 2025** – STL won **Next-gen Data Center Leader**
- **CInM Cabling Innovators Award 2025** - STL Multiverse – Multi-Core Fiber (Platinum Honoree)
- **The Indian Social Impact Award 2025** – Best Rural Healthcare Initiative of the Year



## 'First in the World / India'

**India's First Quantum-Secured Network –** Breakthrough with Multi-Core Fibre

**Green Hydrogen** - Pioneering Sustainability in the Optical Industry  
**160 micron fibre** – World's Slimmest Optical Fibre

# Strengthened DC portfolio: World's Slimmest IBR cable Launched



## Comprehensive Solution Suite

- Fiber and copper cabling for data centres, campuses, and smart buildings.
- Pre-terminated multi-fiber systems with LC/MPO connectors for rapid deployment.
- Celesta™ high-density IBR technology ensures low-latency and scalable deployments.

## Built for AI & Hyperscale Demands

- Engineered to handle the high density, low latency, and sustainability requirements of modern AI workloads.
- Fully compliant with global standards (ANSI/TIA-942, ISO 11801) for assured performance.

### Future-Ready Manufacturing Platform

Backed by over 30 years of optical leadership, STL's products are manufactured and tested in-house, ensuring future-ready designs and a 25-year performance warranty.

### Strategic GTM Partnership

Exclusive distribution through 'Tech Data India,' a TD SYNEX subsidiary, providing market reach across 70+ Indian cities and facilitating STL's expansion through robust supply chain and financing.



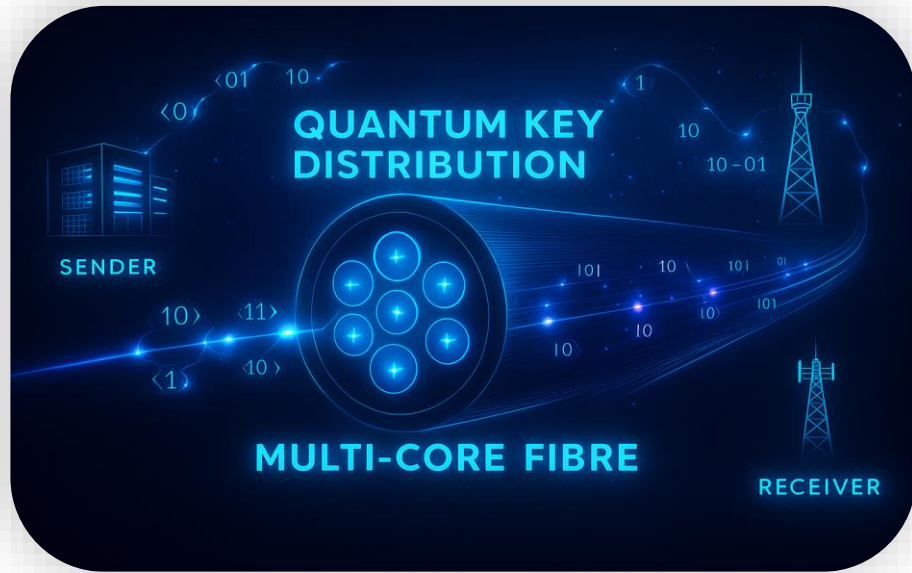
### World's Slimmest 864F IBR Cable

- Introduced the world's slimmest 864F IBR cable for hyperscale and AI-ready data centre interconnects in the U.S.
- High-density design enhances duct utilization, enabling faster, scalable fibre capacity expansion.

*"The future of data centres lies in architectures that balance scale, speed, and sustainability,"*

— Rahul Puri, CEO, Optical Networking Business

# Multi-Core Fibre: Innovation for Quantum-Safe, Multi-Terabit Networks



## Secure More. Transmit More

### Multi-Core Fibre for Quantum-Safe Networks

- **Multi-Core Fibre (MCF)** contains multiple independent data cores within a single optical fibre strand.
- Enables **4x–7x higher data capacity** compared to standard single-core fibre.
- Maintains the **same physical size**, resulting in **space efficiency**.
- Reduces **deployment and infrastructure costs**.
- Ideal for **AI-driven data centres, long-haul 5G networks, and high-performance interconnects**.

## Proof of Capability



### India's First QKD over MCF

- STL + C-DOT: quantum + high-speed data on same fibre
- 100 km real-world transmission
- Validates security, isolation, and performance

[Press Release](#)



### India's First MCF Testbed

- 5+ km live testbed @ IIT Madras
- Underground + aerial deployment
- Open for R&D – STL as ecosystem enabler

[Press Release](#)

***First globally to deploy MCF in both aerial & underground networks.  
Now leading global standards in MCF design and testing.***

## Partnership with Colt Technologies (UK)



**STL completes successful trial of Multi-Core Fibre (MCF) with Colt in the UK, powering next-gen optical connectivity**



# Next-Generation Fiber Portfolio: G.654.E and Hollow Core



## G654E

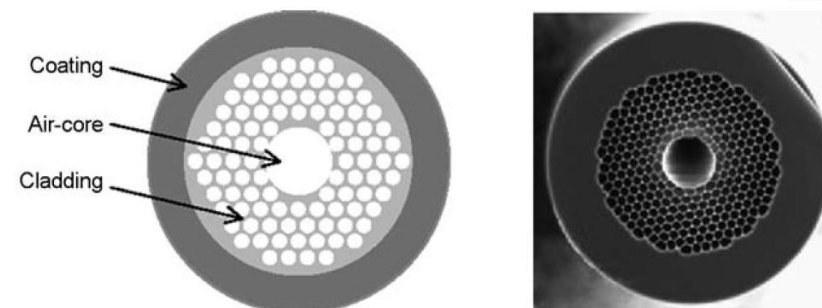


- **30% lower signal loss**
- 50% larger core area
- This allows it to handle the extreme power of next-gen lasers **used in AI-driven networks**

### Applications:

- Long-haul terrestrial & backbone networks
- High-capacity DWDM systems (400G/800G and beyond).
- Data Center Interconnect (DCI)
- Subsea landing links

## Hollow Core Fiber



- Light travels mainly through **an air-filled core** instead of solid silica
- **~30–47% lower latency**
- Uses a broader spectrum, supporting very high-band signals **(800G–1.6T and beyond)**

### Applications:

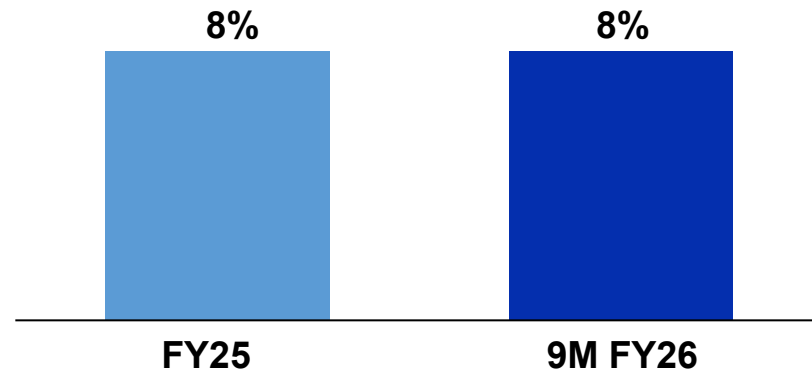
- Data Centre Interconnect (DCI)
- Sensing & high-power laser delivery (industrial & defense).
- Quantum communications

*STL to be among very few global players capable of large-scale G654E deployment and early leadership in hollow-core fiber development.*

# Market share and optical connectivity attach rate



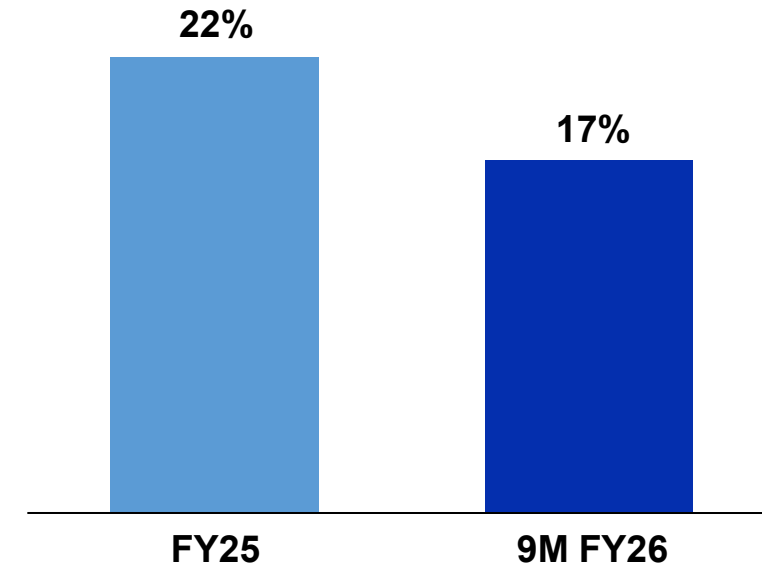
## Global (ex-China) OFC market share



Market Share = STL Sales Volume / Total Market Demand

Stable OFC market share.  
Focus on growing the market share

## Optical connectivity attach rate



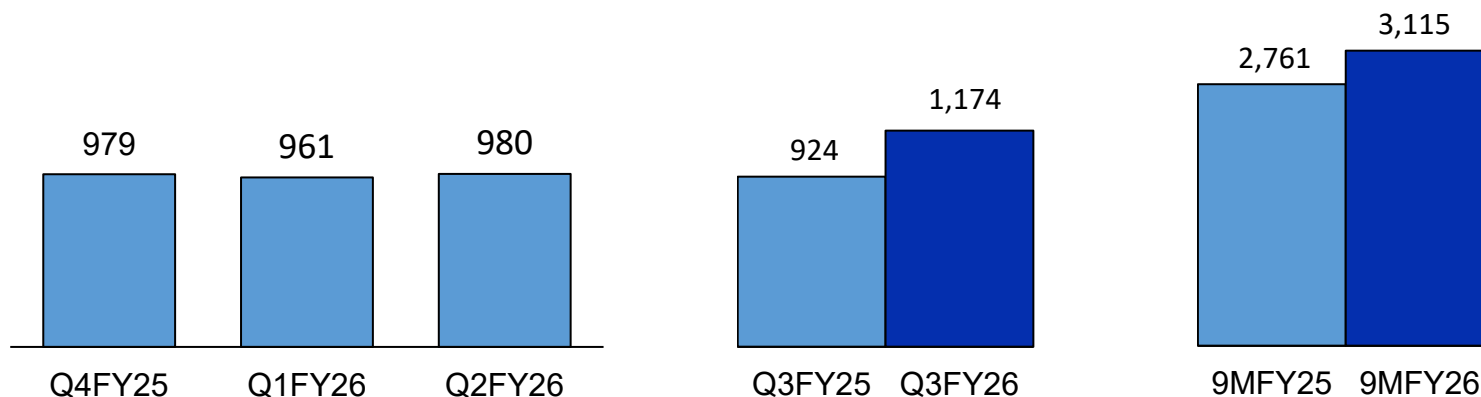
Attach rate = Optical connectivity revenue / OFC revenue

Short term moderation; long term attach  
opportunity intact

# Optical Networking Business financial highlights



## Revenue\* (INR Cr.)

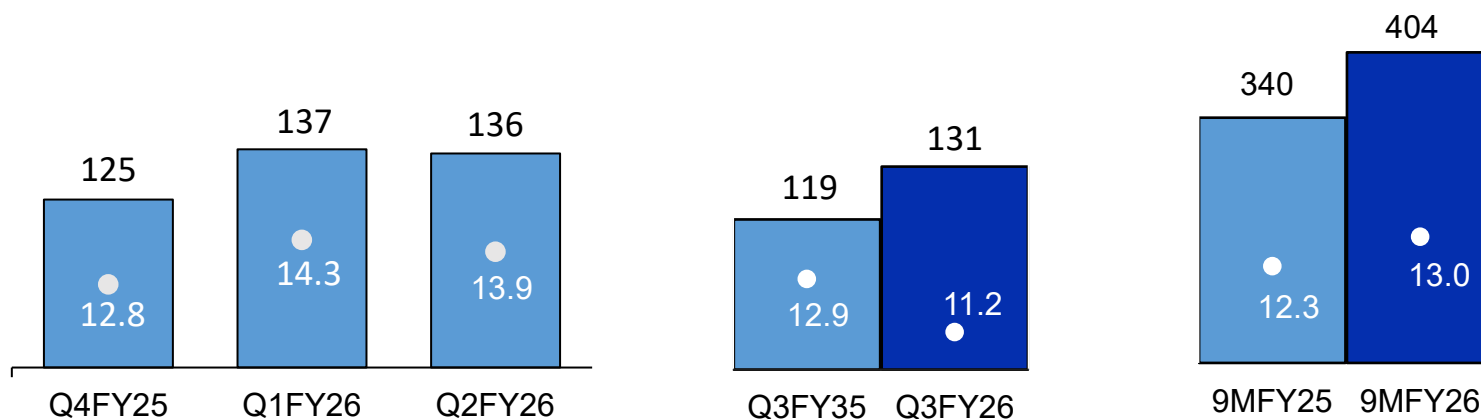


## Q3 FY26 revenue at INR 1,174 Cr

- Improved volumes and revenues on QoQ & YoY basis

## EBITDA\* (INR Cr.)

## EBITDA %



## Q3 FY26 EBITDA margin at 11.2%

- EBITDA margins moderated on account of tariff headwinds.



# Well positioned to grow the Optical Networking Business



**1 Local capacities:** Completed capacity expansions, positioned closer to focused markets and well placed to win in the market - **seeing good traction in the North American market**



**2 Cost structure:** Actions taken are starting to show positive effects and we continue to **focus on** both the variable & fixed costs



**3 Product development & innovation:** **780+ patents<sup>1</sup>** with continued focus on product innovation creating category first products. Focus on **data centre product portfolio**



**4 Customer focus:** Co-developing end-to-end customized products and solutions – **continue scaling the Optical connectivity business**



**5 Trade tailwinds:** US-China tariff dynamics opening new opportunities for India-sourced manufacturing – **well-positioned to capture incremental demand**

# Focus on growth in STL Digital



1 Strategic  
Priorities for  
FY26

2 Focus on gaining market  
share in Optical business

3 **Focus on  
profitable  
growth in STL  
Digital**

4 Robust  
Financials

# Continued growth momentum in STL Digital



## Global Presence



- Delivery Centres in Bangalore, Ahmedabad, Gurugram & Kolkata
- Offices in India, US & UK

## Service offerings

- Data analytics & AI
- Cloud & cyber security
- Enterprise SaaS services
- Product engineering

## Industry vertical

- Communication, media & services
- Technology
- Life sciences & healthcare
- Manufacturing, Energy, resources & utilities

## Customers

34

Global customers



## Team



1120  
Consultants



18%  
Women

## Financials

Open Order Book 31<sup>st</sup> Dec 25 **INR. 276 Cr**

FY26 Q3- Revenue **INR. 86 Cr**

- Added **1 new logo in Q3**, taking total customer count to **34**.
- Won a **USD multi-million deal** from a **US - based Healthcare major** for **SAP S/4HANA** implementation across **multiple geographies**, reflecting strong SAP capabilities, complex program execution experience, and healthcare domain expertise.
- **Significant Customer deliveries** across engineering, enterprise apps, and support services reflect strong customer confidence
- **Large multi-service programs** reflect **increasing deal sizes** and **strengthening customer relationships**.

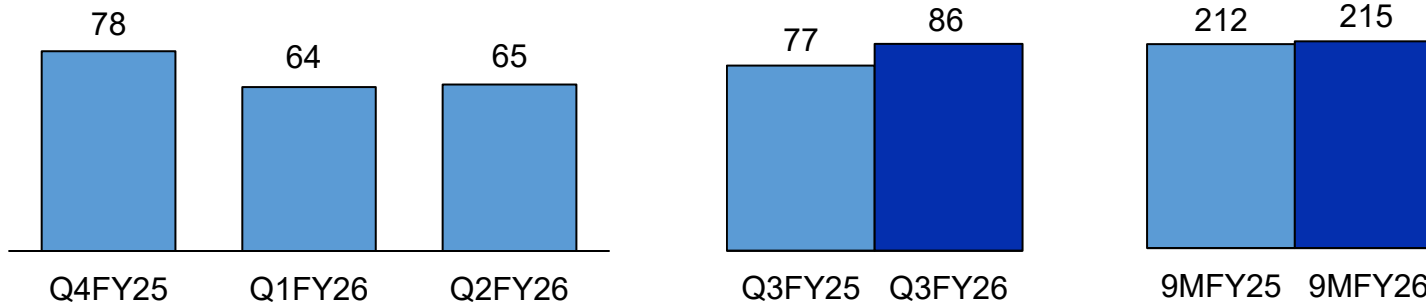
**Well poised to grow with strong focus on Customer Centricity and Innovation**



# Digital business financial highlights

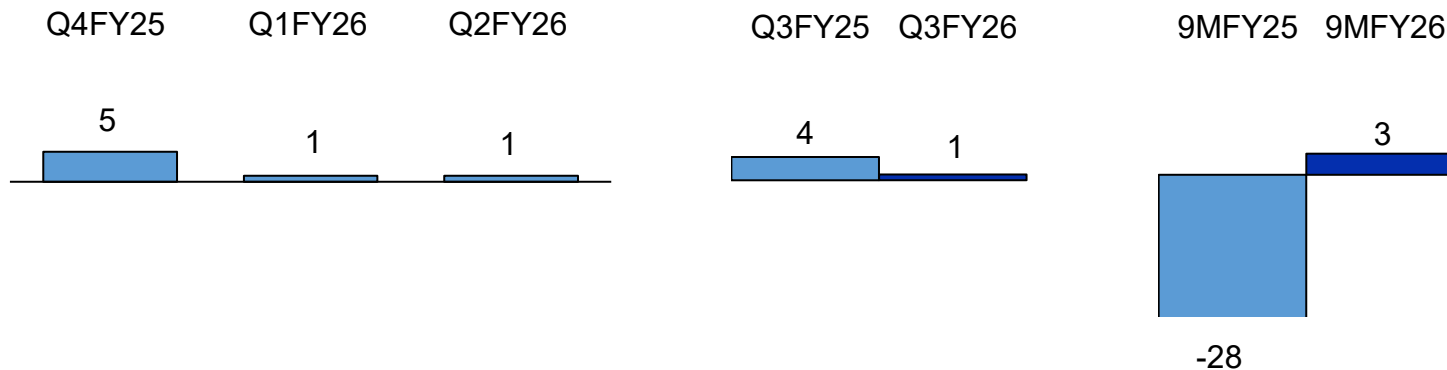


Revenue\* (INR Cr.)



**Q3 FY26 Revenue at INR 86 Cr**

EBITDA\* (INR Cr.)



**Q3 FY26 EBITDA at INR 1 Cr**

- **Sustained profitable growth**, delivering consecutive EBITDA-positive quarters



## Ajay Jhanjhari

### Chief Financial Officer

Ajay is Chartered Accountant and has a rich experience of nearly 15 years bring a deep expertise in the areas of fundraising, capital allocation, merger & acquisition, treasury management, and Business partnering.

As the Chief Financial Officer at STL, his vision is to bolster the company's strategy to deliver consistent shareholder value and profitable growth.

He joined STL as a Management Trainee and has held various leadership positions within the company before becoming CFO for Optical Networking Business last year.

# Focus on maintaining operating profitability & reducing debt



1 Strategic  
Priorities for  
FY26

2 Focus on gaining market  
share in Optical business

3 Focus on profitable  
growth in STL Digital

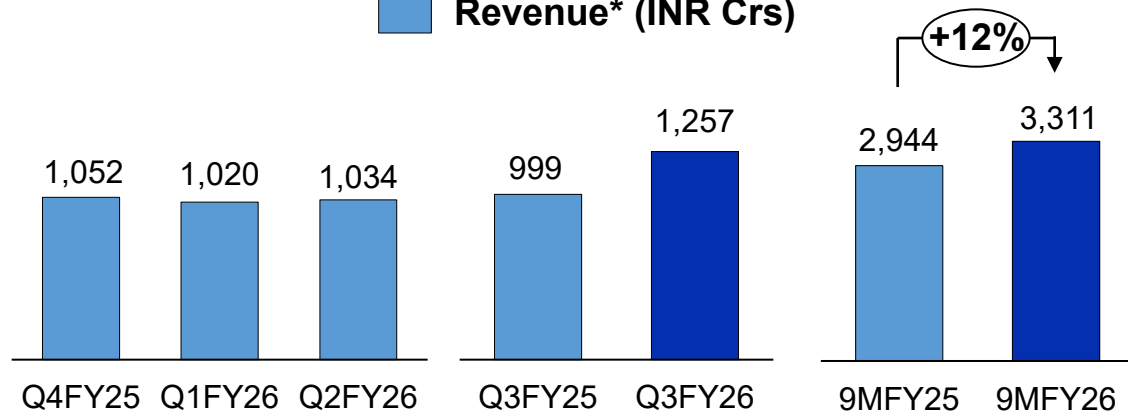
**4 Robust  
Financials**



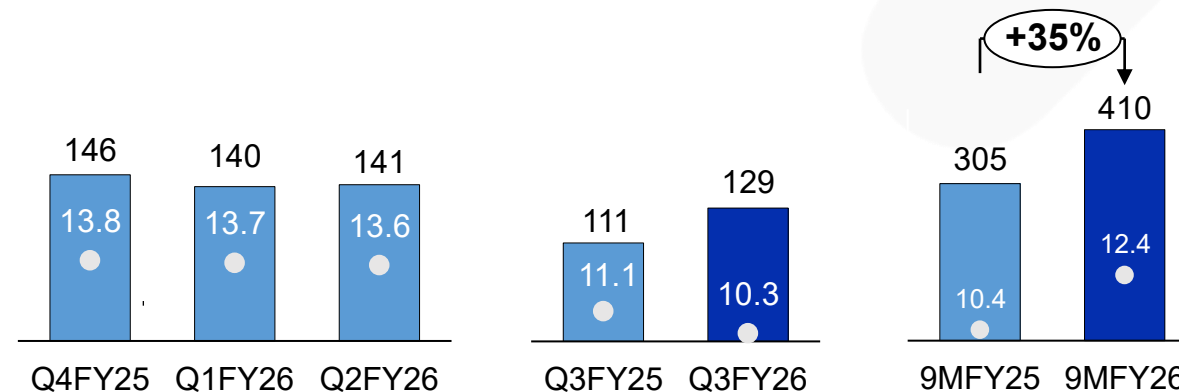
# STL financial highlights



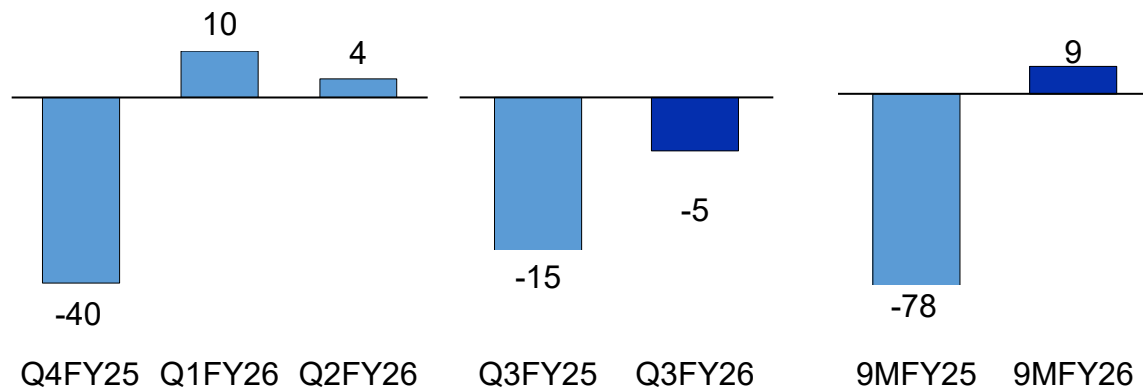
Revenue\* (INR Crs)



EBITDA % EBITDA (INR Crs)



PAT\* (INR Crs)



**Q3 FY26 Revenue INR 1,257 Cr;**

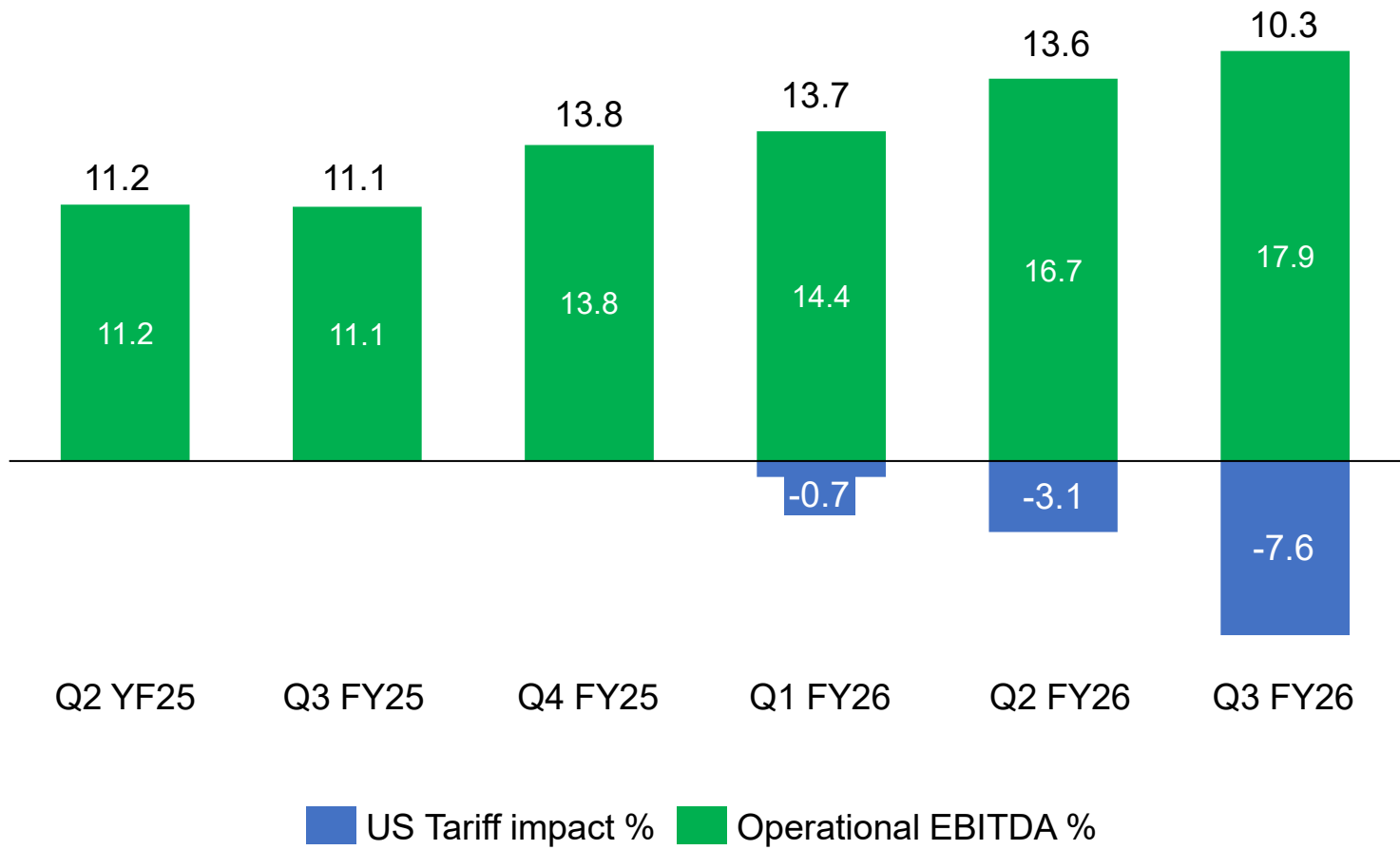
Reflecting strong growth momentum

**Q3 FY26 EBITDA margin at 10.3%**

EBITDA margin moderated in the short term.

\* PAT before exceptional item of new labour code impact

# Operational Margin Expansion Continues- US Tariff Headwind



- **Operational EBITDA%** improved sequentially since last 5 quarters (Q2 FY25 → Q3 FY26), reflecting higher-margin **product mix** and **greater contribution from the US market**.
- **US tariff** reset **effective mid-Q2FY26** reduced the reported EBITDA by ~760 bps in Q3 FY26.
- Proactively **implementing mitigation measures** such as customer pass-through and ramping up local production in US facility
- The USA–India **Bilateral Trade Agreement** is under advanced discussions

# Diversified revenue mix

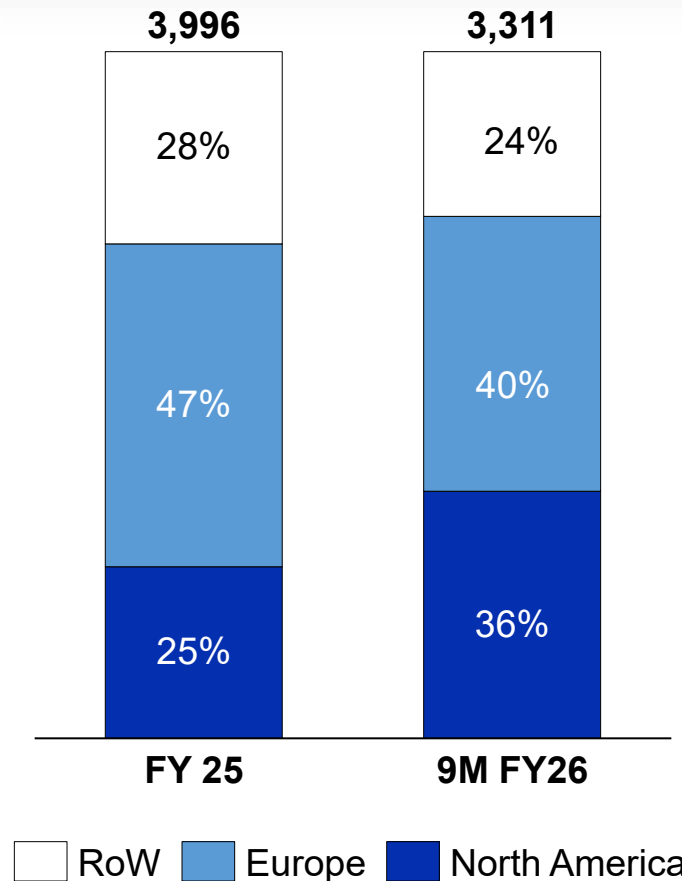


## Large order wins in Q3 FY26

- **Strong deal momentum across markets**, marked by Tier-1 North American telco entry and large-scale DCI wins.
- **STL Digital added a new logo (total 34) and won a USD multi-million US healthcare SAP S/4HANA mandate.**
- **Diversified order inflows and expanding multi-service programs** signal increasing deal sizes and strengthening customer relationships.
- **Robust execution across engineering, enterprise apps, and support services** continues to reinforce customer confidence.

## Geographical distribution

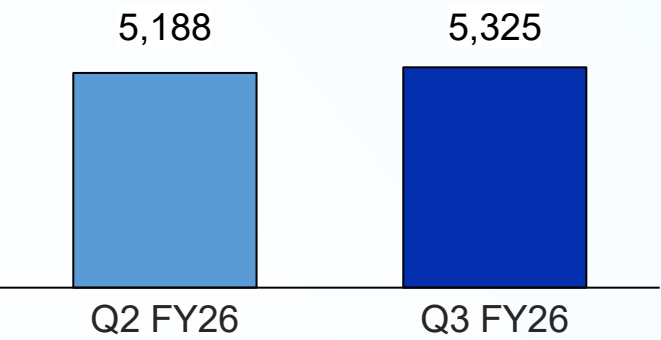
Revenues\* (INR Cr.)



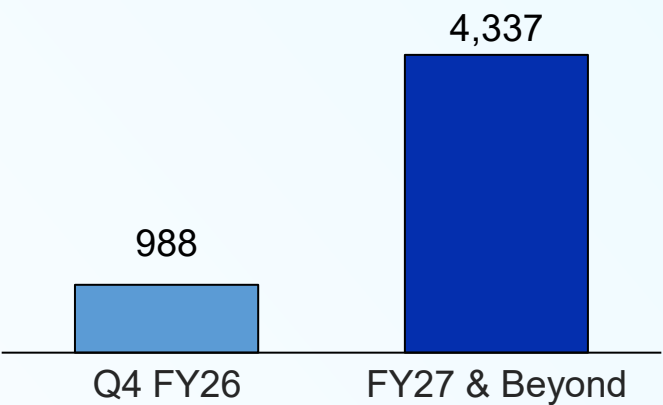
# Order book highlights



Open order book (INR Cr.)



Order book spread (INR Cr.)





# Consolidated financials: Abridged version



P&L (INR Cr.)	Q3 FY25	Q2 FY26	Q3 FY26	9M FY25	9M FY26
Revenue*	998	1,034	1,257	2,944	3,311
EBITDA*	111	141	129	305	410
EBITDA %	11.1%	13.6%	10.3%	10.3%	12.4%
Depreciation	(80)	(80)	(79)	(237)	(236)
EBIT*	31	61	50	68	174
Finance Costs	(58)	(55)	(56)	(176)	(161)
Exceptional Items	-	-	(15)	-	(15)
PBT* (Before share of Associates and JV)	(27)	6	(21)	(108)	(2)
Tax	12	(2)	4	30	(1)
Net Profit* (After minority Interest & share of JV )	(15)	4	(17)	(78)	(3)
Profit ( loss ) from discontinued operations	(9)	-	-	(6)	-
Net Profit	(24)	4	(17)	(84)	(3)

## Key Updates (Q3FY26)

- Net Debt stands at **1,331 Cr**
- Net Debt to Equity ratio stands at **0.87**
- Net Debt to EBITDA stands at **2.58x**

# Transforming lives through social responsibility initiatives



**RoboEdge:** 3 Prizes in the International Robotex Championship 2025 in Estonia. Empowering students with NextGen skills & focus on Robotics. Covered 12 schools and benefitted 10,000 students



**Jeewan Jyoti:** Empowering underprivileged women by training them in vocational skills. Benefitted 6,000+ women.



4523 kWp Solar Panels Installed across plants to reduce Carbon Footprint | Afforestation and water replenishment efforts with 53 villages creating 100 water structures, replenishing 2.69 Mn m3 of water in Maharashtra. Planting & maintaining 4+ Lakh saplings.



**Swasthya Suraksha:** Hybrid healthcare programs across Aurangabad, Gadchiroli and Nandurbar, impacting 27 lakh lives.



# Committed to net-zero emissions by 2030

## MSCI \* ESG rating at A



### ENVIRONMENTALLY SUSTAINABLE

#### Eco-labelled products

**276,000+ MT**

Waste diverted from landfills (FY19 – Q3FY26)

**43,000+ tCO<sub>2</sub>e**

Reduced through energy efficiency initiatives  
(FY21 – Q3FY26)

**10,80,000+ m3**

of water recycled (FY19 – Q3FY26)

**36.04%**

Procurement (by value) done locally (FY25)

**Collaborated with Hygenco for  
supply of Green Hydrogen**

### SOCIALLY RESPONSIBLE

#### Committed to the UN SDGs<sup>1</sup>

**16**

Aligned with 16 of the 17 SDGs

**920,000+**

Lives benefitted through STL's ed-tech & women  
empowerment programmes (FY19 – Q3FY26)

**2.7 mn+**

Lives benefitted through STL's healthcare programmes  
(FY19 – Q3FY26)

**4,523 kWp**

Solar panels installed; reducing carbon footprint

### GOVERNED WITH CARE

#### Strong internal governance

**Two of the Big Four**

as statutory & internal auditors

Executive and Management committees in place

**100+ ESG awards  
won (FY19 – Q3FY26)**

**STL becomes world's first optical manufacturer to be  
zero liquid discharge certified & zero waste to landfill certified**

\* MSCI - Morgan Stanley Capital International

Source : <sup>1</sup> Cumulative till Q3FY26, SDG – Sustainable Development Goals

# Summary focus areas



## Optical Business

- Drive **technology and cost leadership** to be in 'Global Top 3'
- Increase sales in **focus markets**
- Increase **optical connectivity** growth and attach rate
- Rapidly building **data centre product portfolio**
- Play a crucial role of a **connectivity company** in **building global Digital Infrastructure**

## Digital Business

- Continue to **grow revenue** with **focus on profitability**



**Lets answer your queries!**



beyond tomorrow

### **Registered Office**

Godrej Millenium, 9,  
Koregaon Road, Pune  
Maharashtra  
Phone: +91 2030514000.

### **Rahul Darak**

Head - Investor Relations,  
Sterlite Technologies  
Limited,  
Mob: +91 7276367450  
email: [investor@stl.tech](mailto:investor@stl.tech)

<p style="text-align: center;"><b>STERLITE TECHNOLOGIES LIMITED</b> (CIN : L31300PN2000PLC202408) <b>CONSOLIDATED FINANCIAL RESULTS FOR THE QUARTER AND NINE MONTHS ENDED DECEMBER 31, 2025</b></p> <p style="text-align: right;"><b>STL</b></p> <p style="text-align: right;">(₹ in crores except earnings per share)</p>						
Particulars	Quarter ended			Nine Months ended		Year ended
	December 25 (Unaudited)	September 25 (Unaudited)	December 24 (Unaudited)	December 25 (Unaudited)	December 24 (Unaudited)	March 25 (Audited)
<b>From Continuing Operations</b>						
Revenue from operations	1,257	1,034	998	3,311	2,944	3,996
Other income	9	12	5	29	15	36
<b>Total income</b>	<b>1,266</b>	<b>1,046</b>	<b>1,003</b>	<b>3,340</b>	<b>2,959</b>	<b>4,032</b>
<b>Total expenditure</b>	<b>1,137</b>	<b>905</b>	<b>892</b>	<b>2,930</b>	<b>2,654</b>	<b>3,580</b>
Cost of raw materials and components consumed	711	545	482	1,810	1,456	1,957
Purchase of stock-in-trade	0	0	(0)	0	0	0
(Increase) / decrease in inventories of finished goods, work in progress and stock-in-trade.	(55)	(48)	17	(144)	(27)	44
Employee benefits expense	169	156	152	481	468	610
Other expenses	312	252	241	783	757	969
<b>Earnings before interest, tax, depreciation and amortisation (EBITDA) from continuing operations</b>	<b>129</b>	<b>141</b>	<b>111</b>	<b>410</b>	<b>305</b>	<b>452</b>
Finance costs	56	55	58	161	176	241
Depreciation and amortisation expense	79	80	80	236	237	316
<b>Profit/(loss) before exceptional item and tax from continuing operations</b>	<b>(6)</b>	<b>6</b>	<b>(27)</b>	<b>13</b>	<b>(108)</b>	<b>(105)</b>
<b>Exceptional items</b>	<b>15</b>	<b>-</b>	<b>-</b>	<b>15</b>	<b>-</b>	<b>-</b>
Statutory impact of new Labour Codes (refer note 8)						
<b>Profit/(loss) before tax from continuing operations</b>	<b>(21)</b>	<b>6</b>	<b>(27)</b>	<b>(2)</b>	<b>(108)</b>	<b>(105)</b>
<b>Tax expense/(credit) :</b>	<b>(4)</b>	<b>2</b>	<b>(12)</b>	<b>1</b>	<b>(30)</b>	<b>(33)</b>
Current tax	7	12	9	27	23	33
Deferred tax	(11)	(10)	(21)	(26)	(53)	(66)
<b>Net profit/(loss) after tax from continuing operations</b>	<b>(17)</b>	<b>4</b>	<b>(15)</b>	<b>(3)</b>	<b>(78)</b>	<b>(72)</b>
<b>Profit/(loss) from discontinued operations (net of tax) (refer note 5)</b>	<b>-</b>	<b>-</b>	<b>(9)</b>	<b>-</b>	<b>(6)</b>	<b>(51)</b>
<b>Net profit/(loss) for the period</b>	<b>(17)</b>	<b>4</b>	<b>(24)</b>	<b>(3)</b>	<b>(84)</b>	<b>(123)</b>
<b>i) Other comprehensive income/(loss) from continuing operations</b>						
A. i) Items that will be reclassified to profit or loss	23	27	(4)	70	6	21
ii) Income tax relating to these items	(4)	(1)	2	(3)	(1)	0
B. i) Items that will not be reclassified to profit or loss	-	2	(0)	2	(0)	(2)
ii) Income tax relating to these items	-	(0)	0	(0)	0	(0)
<b>ii) Other comprehensive income/(loss) from discontinued operations</b>						
A. i) Items that will be reclassified to profit or loss	-	-	8	-	1	0
ii) Income tax relating to these items	-	-	(2)	-	(0)	-
B. i) Items that will not be reclassified to profit or loss	-	-	0	-	0	1
ii) Income tax relating to these items	-	-	(0)	-	(0)	(0)
<b>Total other comprehensive income / (loss) for the period / year</b>	<b>19</b>	<b>28</b>	<b>4</b>	<b>69</b>	<b>6</b>	<b>20</b>
<b>Total comprehensive income / (loss) for the period / year</b>	<b>2</b>	<b>32</b>	<b>(20)</b>	<b>66</b>	<b>(78)</b>	<b>(103)</b>
<b>Net profit/(loss) attributable to:</b>						
Owners of the company	(17)	4	(24)	(3)	(84)	(123)
<b>Other comprehensive income / (loss) attributable to:</b>						
Owners of the company	19	28	4	69	6	20
<b>Total comprehensive income / (loss) attributable to:</b>						
Owners of the company	2	32	(20)	66	(78)	(103)
Paid-up equity share capital (face value of ₹ 2 per share fully paid-up)	98	98	98	98	98	98
Other Equity						1,892
<b>Earnings per equity share (EPS) (not annualised)</b>						
Basic EPS - from continuing operations (₹)	(0.35)	0.08	(0.30)	(0.06)	(1.61)	(1.48)
Diluted EPS - from continuing operations (₹)	(0.35)	0.08	(0.30)	(0.06)	(1.61)	(1.48)
Basic EPS - from discontinued operations (₹)	-	-	(0.18)	-	(0.12)	(1.06)
Diluted EPS - from discontinued operations (₹)	-	-	(0.18)	-	(0.12)	(1.06)
Basic EPS - from continuing and discontinued operations (₹)	(0.35)	0.08	(0.48)	(0.06)	(1.73)	(2.54)
Diluted EPS - from continuing and discontinued operations (₹)	(0.35)	0.08	(0.48)	(0.06)	(1.73)	(2.54)

Amount appearing as "0" is below rounding off norm followed by the Company.

**SACHIN RAJNIKANT PAREKH**

Digitally signed by SACHIN RAJNIKANT PAREKH  
Date: 2026.01.23 13:14:24  
+05'30'

Digitally signed by Ankit Agarwal  
Date: 2026.01.23 12:36:40 +05'30'

CONSOLIDATED SEGMENT-WISE REVENUE, RESULTS, ASSETS AND LIABILITIES FOR THE QUARTER AND NINE MONTHS ENDED DECEMBER 31, 2025

The Group's continuing operations primarily relate to manufacturing and supply of telecom products and providing digital and technology solutions. The segment information is provided to and reviewed by Chief Operating Decision Maker (CODM). The Group's segments consist of :

1. Optical networking business - Design and Manufacturing of optical fibre, cables and optical interconnect products
2. Digital and technology solutions - Enabling digital transformation of telcos and enterprises.

The composition of the segments has changed due to operations discontinued during the previous year (refer note 5). The segment information reviewed by the CODM does not include discontinued operations. The Corresponding segment information for the previous periods have been reclassified accordingly.

Particulars	Quarter ended			Nine Months ended		(₹ in crores)
	December 25 (Unaudited)	September 25 (Unaudited)	December 24 (Unaudited)	December 25 (Unaudited)	December 24 (Unaudited)	Year ended March 25 (Audited)
<b>1. Segment revenue</b>						
Optical networking business	1,174	980	924	3,115	2,761	3,741
Digital and technology solutions	86	65	77	215	212	290
Inter segment elimination	(3)	(11)	(3)	(19)	(28)	(35)
<b>Revenue from continuing operations</b>	<b>1,257</b>	<b>1,034</b>	<b>998</b>	<b>3,311</b>	<b>2,944</b>	<b>3,996</b>
<b>2. Segment Results (EBITDA)</b>						
Optical networking business	131	136	119	404	340	464
Digital and technology solutions	1	1	4	3	(28)	(23)
<b>Total segment results</b>	<b>132</b>	<b>137</b>	<b>123</b>	<b>407</b>	<b>312</b>	<b>441</b>
Net unallocated income	(3)	4	(12)	3	(7)	11
<b>Total EBITDA from continuing operations</b>	<b>129</b>	<b>141</b>	<b>111</b>	<b>410</b>	<b>305</b>	<b>452</b>
Finance cost	56	55	58	161	175	241
Depreciation and amortisation expense	79	80	80	236	237	316
<b>Profit/(loss) before exceptional item and tax from continuing operations</b>	<b>(6)</b>	<b>6</b>	<b>(27)</b>	<b>13</b>	<b>(108)</b>	<b>(105)</b>
<b>Exceptional items</b>						
Statutory impact of new Labour Codes (refer note 8)	15	-	-	15	-	-
<b>Profit/(Loss) before tax from continuing operations</b>	<b>(21)</b>	<b>6</b>	<b>(27)</b>	<b>(2)</b>	<b>(108)</b>	<b>(105)</b>
<b>3. Segment assets</b>						
Optical networking business	4,767	4,703	4,649	4,767	4,649	4,486
Digital and technology solutions	173	182	143	173	143	170
<b>Total segment assets</b>	<b>4,940</b>	<b>4,885</b>	<b>4,792</b>	<b>4,940</b>	<b>4,792</b>	<b>4,656</b>
Inter segment elimination	(2)	(2)	(111)	(2)	(111)	(60)
Unallocated assets (including assets related to discontinued operations (refer note 5))	1,268	949	3,800	1,268	3,800	924
<b>Total assets</b>	<b>6,206</b>	<b>5,832</b>	<b>8,481</b>	<b>6,206</b>	<b>8,481</b>	<b>5,520</b>
<b>4. Segment Liabilities</b>						
Optical networking business	1,633	1,635	1,255	1,633	1,255	1,362
Digital and technology solutions	182	172	142	182	142	153
<b>Total segment liabilities</b>	<b>1,815</b>	<b>1,807</b>	<b>1,397</b>	<b>1,815</b>	<b>1,397</b>	<b>1,515</b>
Inter segment elimination	(2)	(2)	(111)	(2)	(111)	(60)
Unallocated liabilities (including liabilities related to discontinued operations (refer note 5))	2,336	1,973	4,275	2,336	4,275	2,075
<b>Total liabilities</b>	<b>4,149</b>	<b>3,778</b>	<b>5,561</b>	<b>4,149</b>	<b>5,561</b>	<b>3,530</b>

SACHIN RAJNIKANT  
PAREKH

Digitally signed by SACHIN  
RAJNIKANT PAREKH  
Date: 2026.01.23 13:14:54  
+05'30'

Ankit  
Agarwal

Digitally signed by  
Ankit Agarwal  
Date: 2026.01.23  
12:37:03 +05'30'



1. The aforesaid consolidated financial results of Sterlite Technologies Limited (the "Company") were reviewed by Audit Committee and subsequently approved by the Board of Directors at its meeting held on January 23, 2026. The Statutory auditors have carried out a limited review of the consolidated results for the period ended December 31, 2025, and expressed an unmodified conclusion on the aforesaid results.

2. The above consolidated financial results has been prepared in accordance with the Companies (Indian Accounting Standards) Rules, 2015 (as amended) (Ind-AS) prescribed under section 133 of the Companies Act, 2013 and other recognised accounting practices and policies to the extent applicable.

3. During the nine months ended December 31, 2025, the Company allotted 1,58,399 equity shares of Rs. 2 each fully paid up, upon the exercise of Employee Stock Options. Post this allotment, the paid-up equity share capital of the Company stands increased from Rs. 97.58 crores divided into 487,921,086 equity shares of Rs. 2 each to Rs. 97.62 crores divided into 488,079,485 equity shares of Rs. 2 each.

4. Details of Secured, Redeemable, Non-Convertible Debentures are as follows:

Particulars	Rs in crores					
	Previous Due Date #		Next Due Date			
	Principal	Interest	Next Principal Instalment Date	Principal Amount	Interest Date	Interest Amount
9.35% Secured Redeemable Non-Convertible Debenture*	NA	February 22, 2025	February 20, 2026	100.00	February 20, 2026	9.25
8.50% Secured Redeemable Non-Convertible Debenture**	NA	March 24, 2025	March 24, 2028	72.50	March 23, 2026	24.58

# Interest has been paid on the due dates.

\* The listed Secured, Redeemable, Non-Convertible Debentures of the Company aggregating to Rs. 100 crores as on December 31, 2025, are secured by way of a first pari passu charge over movable fixed assets of the Company, other than assets located at Shendra, Aurangabad.

\*\*The listed Secured, Redeemable, Non-Convertible Debentures of the Company aggregating to Rs. 290 crores as on December 31, 2025, are secured by way of hypothecation on specified movable fixed assets at Shendra plant (project Gaurav) (both present and future).

The Company has maintained hundred percent security cover sufficient to discharge the principal amount of the said debentures in terms of Regulation 54 of the SEBI (Listing Obligations and Disclosure Requirements) Regulations, 2015, as amended. The Credit rating by CRISIL for Secured Redeemable Non-Convertible Debentures issued by the Company is "AA-" as on December 31, 2025.

5. Pursuant to the Scheme of Arrangement for Demerger under Section 230 to 232 of The Companies Act, 2013 (the Scheme) having an appointed date of April 1, 2023, the Group demerged its Global Services Business (GSB) effective March 31, 2025 after obtaining necessary statutory approvals including from National Company Law Tribunal (NCLT). The Scheme was given effect to and accounted in compliance with the Scheme and Ind AS in the financial statements for the year ended March 31, 2025. Consequently to the above, the financial results of GSB for the periods ended December 31, 2024 and March 31, 2025 is presented as discontinued operations.

6. Prysmian Cables and Systems USA, LLC (Prysmian) filed a complaint in the U.S. District Court for the District of South Carolina, Columbia Division, against Stephen Szymanski, ("Szymanski") an employee of Sterlite Technologies Limited's (STL) U.S. subsidiary, Sterlite Technologies Inc. ("STI"), as well as against STI, alleging inter alia that Szymanski violated certain non-compete and confidentiality agreements with the Plaintiff and subsequently divulged such confidential information to STI, which Plaintiff further alleges provided STI with an unjust competitive advantage. Szymanski and STI asserted affirmative and meritorious defenses to the allegations. STL is not a party to this dispute neither are any claims being made against it.

On August 9, 2024, at the conclusion of the trial, which commenced on July 22, 2024, the Jury returned its verdict against Szymanski for \$ 0.2 million and against STI for an amount of \$ 96.5 million. On September 11, 2024, STI filed post-judgement motions requesting different types of post-trial relief. On August 29, 2025, the Court subsequently confirmed the verdict, with the total award amounting to \$ 101.25 million including attorneys' fees and costs of \$ 4.75 million.

STI believes the judgment is unsupported by the testimony and evidence presented at trial and has filed an appeal with the United States Court of Appeals for the Fourth Circuit. The ultimate financial implications, if any, cannot be ascertained at this stage.

SACHIN RAJNIKANT  
PAREKH

Digitally signed by SACHIN  
RAJNIKANT PAREKH  
Date: 2026.01.23 13:15:34  
+05'30'

Ankit  
Agarwal

Digitally signed by  
Ankit Agarwal  
Date: 2026.01.23  
12:37:19 +05'30'

7. The disclosures required as per the provisions of Regulation 52(4) and 54(2) of SEBI (Listing Obligations and Disclosure Requirements) Regulations, 2015, as amended, are given below:

Ratios	Quarter ended			Nine Months ended		Year ended
	December 25 (Unaudited)	September 25 (Unaudited)	December 24 (Unaudited)	December 25 (Unaudited)	December 24 (Unaudited)	March 25 (Audited)
Debt equity ratio [Total borrowings (including lease liabilities) (-) cash and cash equivalents (including unencumbered other bank balances) and current investments] / total equity]	0.87	0.70	0.80	0.87	0.80	0.73
Debt service coverage ratio (not annualised) [Profit before interest, depreciation, amortisation and tax from continuing operations / (finance cost + principal long term loan repayment)] <sup>5</sup>	1.05	1.14	1.41	1.33	0.68	0.80
Interest service coverage ratio (not annualised) (Profit before interest, depreciation, amortisation and tax from continuing operations / finance cost) <sup>5</sup>	2.56	2.59	1.94	2.64	1.74	1.88
Current ratio [current assets / current liabilities]	1.02	0.90	1.05	1.02	1.05	0.92
Long term debt to working capital [Long term debt / working capital]	3.66	17.25	2.62	3.66	2.62	16.18
Bad debt to accounts receivable ratio (for continuing operations) <sup>5</sup> [(Bad debts + provision for doubtful debts) / trade receivables]	-	(0.00)	(0.01)	(0.01)	(0.01)	-
Current liability ratio [Current liabilities / total liabilities]	0.70	0.76	0.83	0.70	0.83	0.71
Total debt to total assets [Total debts (including lease liabilities)/ total assets]	0.36	0.33	0.32	0.36	0.32	0.35
Asset coverage ratio - NCD 8.50% [Written down value of secured asset mortgaged, hypothecated / outstanding amount of borrowing]	2.65	2.72	2.89	2.65	2.89	2.86
Asset coverage ratio - NCD 9.35% [Written down value of secured asset mortgaged, hypothecated / outstanding amount of borrowing]	2.17	1.85	2.70	2.17	2.70	1.84
Trade receivables turnover ratio (for continuing operations) [Annualised revenue from operations / closing current trade receivables] <sup>5</sup>	6.44	5.41	5.30	5.66	5.21	4.84
Inventory turnover ratio (for continuing operations) <sup>5</sup> [Annualised cost of goods sold / closing inventory]	2.68	2.17	2.38	2.27	2.27	2.72
Operating margin (%) (for continuing operations) <sup>5</sup> [Profit before interest, tax and exceptional items / revenue from operations]	4%	6%	3%	5%	2%	3%
Net Profit Margin (%) (for continuing operations) <sup>5</sup> [Net profit after tax and exceptional items / revenue from operations]	-1%	0%	-1%	0%	-3%	-2%
Capital redemption reserve (₹ in crores)	2	2	2	2	2	2
Net worth (₹ in crores)	2,057	2,054	2,920	2,057	2,920	1,990

<sup>5</sup> These ratios are provided for continuing operations in respect of periods/year presented including for prior period/year to provide better understanding and comparability.

8. On November 21, 2025, the Government of India notified four Labour Codes - the Code on Wages, 2019, the Industrial Relations Code, 2020, the Code on Social Security, 2020, and the Occupational Safety, Health and Working Conditions Code, 2020 - consolidating 29 existing labour laws. The Ministry of Labour & Employment published draft Central Rules and FAQs to enable assessment of the financial impact due to changes in regulations. The Group has assessed and disclosed the incremental impact of these changes on the basis of best information available, consistent with the guidance provided by the Institute of Chartered Accountants of India. Considering the materiality and regulatory-driven, non-recurring nature of this impact, the Group has presented such incremental impact as "Statutory impact of new Labour Codes" under "Exceptional Items" in the consolidated financial results for the quarter and nine months ended December 31, 2025. The incremental impact consisting of gratuity of Rs. 12.71 crores and long-term compensated absences of Rs. 2.77 crores primarily arises due to change in wages definition. The Group continues to monitor the finalisation of Central / State Rules and clarifications from the Government on other aspects of the Labour Code and would provide appropriate accounting effect on the basis of such developments as needed.

9. Previous period/year figures have been regrouped / rearranged, wherever necessary to conform to current period's classification.

10. These consolidated financial results are available on the Company's website viz. <https://stl.tech/investor/> and on the websites of BSE ([www.bseindia.com](http://www.bseindia.com)) and NSE ([www.nseindia.com](http://www.nseindia.com)).

Place: Mumbai  
Date: January 23, 2026

For and on behalf of the Board of Directors of  
Sterlite Technologies Limited

Ankit  
Agarwal

Digitally signed by  
Ankit Agarwal  
Date: 2026.01.23  
12:37:39 +05'30'

Ankit Agarwal  
Managing Director  
DIN : 03344202

Registered office: Sterlite Technologies Limited, 4th Floor, Godrej Millennium, Koregaon Road 9, STS 12/1, Pune, Maharashtra- 411001

www.stl.tech Telephone : +91 20 30514000 Fax: +91 20 30514113

SACHIN  
RAJNIKANT  
PAREKH

Digitally signed by SACHIN  
RAJNIKANT PAREKH  
Date: 2026.01.23 13:16:17  
+05'30'

<p style="text-align: center;">STERLITE TECHNOLOGIES LIMITED (CIN : L31300PN2000PLC202408) STANDALONE FINANCIAL RESULTS FOR THE QUARTER AND NINE MONTHS ENDED DECEMBER 31, 2025</p> <p style="text-align: right;"><b>STU</b></p> <p style="text-align: right;">(₹ in crores except earnings per share)</p>						
Particulars	Quarter ended			Nine Months ended		Year ended
	December 25 (Unaudited)	September 25 (Unaudited)	December 24 (Unaudited)	December 25 (Unaudited)	December 24 (Unaudited)	March 25 (Audited)
<b>From Continuing Operations</b>						
Revenue from operations	592	559	590	1,694	1,660	2,215
Other income	30	39	24	107	94	133
<b>Total income</b>	<b>622</b>	<b>598</b>	<b>614</b>	<b>1,801</b>	<b>1,754</b>	<b>2,348</b>
<b>Total expenditure</b>	<b>578</b>	<b>524</b>	<b>577</b>	<b>1,604</b>	<b>1,659</b>	<b>2,188</b>
Cost of raw materials and components consumed	309	290	290	841	876	1,078
Purchase of stock-in-trade	74	50	68	186	147	223
(Increase) / decrease in inventories of finished goods, work in progress and stock-in-trade.	(49)	(28)	(25)	(80)	(82)	(43)
Employee benefits expense	43	35	47	120	133	172
Other expenses	201	177	197	537	585	758
<b>Earnings before interest, tax, depreciation and amortisation (EBITDA) from continuing operations</b>	<b>44</b>	<b>74</b>	<b>37</b>	<b>197</b>	<b>95</b>	<b>160</b>
Finance costs	40	35	38	109	121	163
Depreciation and amortisation expense	41	42	44	125	133	174
<b>Profit/(loss) before exceptional item and tax from continuing operations</b>	<b>(37)</b>	<b>(3)</b>	<b>(45)</b>	<b>(37)</b>	<b>(159)</b>	<b>(177)</b>
<b>Exceptional items</b>	10	-		10		-
Statutory impact of new Labour Codes (refer note 9)						
<b>Profit/(loss) before tax from continuing operations</b>	<b>(47)</b>	<b>(3)</b>	<b>(45)</b>	<b>(47)</b>	<b>(159)</b>	<b>(177)</b>
<b>Tax expense/(credit) :</b>	<b>(16)</b>	<b>(1)</b>	<b>(12)</b>	<b>(16)</b>	<b>(40)</b>	<b>(50)</b>
Current tax	0	-	-	0	-	-
Deferred tax	(16)	(1)	(12)	(16)	(40)	(50)
<b>Net profit/(loss) for the period from continuing operations</b>	<b>(31)</b>	<b>(2)</b>	<b>(33)</b>	<b>(31)</b>	<b>(119)</b>	<b>(127)</b>
Profit/(Loss) from discontinued operations (net of tax) (note 6)	-	-	7	-	29	12
<b>Net profit/(loss) for the period</b>	<b>(31)</b>	<b>(2)</b>	<b>(26)</b>	<b>(31)</b>	<b>(90)</b>	<b>(115)</b>
<b>i) Other comprehensive income/(loss) from continuing operations</b>						
A. i) Items that will be reclassified to profit or loss	8	3	14	(8)	5	(1)
ii) Income tax relating to these items	(3)	(0)	(3)	2	(1)	0
B. i) Items that will not be reclassified to profit or loss	-	2	0	2	0	0
ii) Income tax relating to these items	-	(0)	(0)	(0)	(0)	(0)
<b>ii) Other comprehensive income/(loss) from discontinued operations</b>						
A. i) Items that will be reclassified to profit or loss	-	-	-	-	-	-
ii) Income tax relating to these items	-	-	-	-	-	-
B. i) Items that will not be reclassified to profit or loss	-	-	(0)	-	(0)	1
ii) Income tax relating to these items	-	-	0	-	0	(0)
<b>Total other comprehensive income/ (loss) for the period / year</b>	<b>5</b>	<b>5</b>	<b>11</b>	<b>(4)</b>	<b>4</b>	<b>(0)</b>
<b>Total comprehensive income/(loss) for the period / year</b>	<b>(26)</b>	<b>3</b>	<b>(15)</b>	<b>(35)</b>	<b>(86)</b>	<b>(115)</b>
Paid-up equity share capital (face value ₹ 2 per share fully paid-up)	98	98	98	98	98	98
Other Equity						1,320
<b>Earnings per equity share (EPS) (not annualised)</b>						
Basic EPS - from continuing operations (₹)	(0.65)	(0.05)	(0.68)	(0.65)	(2.46)	(2.62)
Diluted EPS - from continuing operations (₹)	(0.65)	(0.05)	(0.68)	(0.65)	(2.46)	(2.62)
Basic EPS - from discontinued operations (₹)	-	-	0.15	-	0.59	0.24
Diluted EPS - from discontinued operations (₹)	-	-	0.15	-	0.59	0.24
Basic EPS - from continuing and discontinued operations (₹)	(0.65)	(0.05)	(0.53)	(0.65)	(1.87)	(2.38)
Diluted EPS - from continuing and discontinued operations (₹)	(0.65)	(0.05)	(0.53)	(0.65)	(1.87)	(2.38)
Amount appearing as "0" is below rounding off norm followed by the Company.						

SACHIN  
RAJNIKANT  
PAREKH

Digitally signed by SACHIN  
RAJNIKANT PAREKH  
Date: 2026.01.23 13:16:48  
+05'30'

Ankit  
Agarwal

Digitally signed by  
Ankit Agarwal  
Date: 2026.01.23  
12:38:00 +05'30'

1. The aforesaid standalone financial results of Sterlite Technologies Limited (the "Company") were reviewed by Audit Committee and subsequently approved by the Board of Directors at its meeting held on January 23, 2026. The Statutory auditors have carried out a limited review of the standalone results for the period ended December 31, 2025, and expressed an unmodified conclusion on the aforesaid results.

2. Since the segment information as per Ind AS 108 - Operating Segments is provided on the basis of consolidated financial results, the same is not provided separately in standalone financial results.

3. The above statement has been prepared in accordance with the Companies (Indian Accounting Standards) Rules, 2015 (Ind-AS) prescribed under section 133 of the Companies Act, 2013 and other recognised accounting practices and policies to the extent applicable.

4. During the nine months ended December 31, 2025, the Company allotted 1,58,399 equity shares of Rs. 2 each fully paid up, upon the exercise of Employee Stock Options. Post this allotment, the paid-up equity share capital of the Company stands increased from Rs. 97.58 crores divided into 487,921,086 equity shares of Rs. 2 each to Rs. 97.62 crores divided into 488,079,485 equity shares of Rs. 2 each.

5 Details of Secured, Redeemable, Non-Convertible Debentures are as follows:

Particulars	Rs in crores					
	Previous Due Date #		Next Due Date			
	Principal	Interest	Next Principal Instalment Date	Principal Amount	Interest Date	Interest Amount
9.35% Secured Redeemable Non-Convertible Debenture *	NA	February 22, 2025	February 20, 2026	100.00	February 20, 2026	9.25
8.50% Secured Redeemable Non-Convertible Debenture **	NA	March 24, 2025	March 24, 2028	72.50	March 23, 2026	24.58

# Interest has been paid on the due dates.

\* The listed Secured, Redeemable, Non-Convertible Debentures of the Company aggregating to Rs. 100 crores as on December 31, 2025, are secured by way of a first pari passu charge over movable fixed assets of the Company, other than assets located at Shendra, Aurangabad.

\*\*The listed Secured, Redeemable, Non-Convertible Debentures of the Company aggregating to Rs. 290 crores as on December 31, 2025, are secured by way of hypothecation on specified movable fixed assets at Shendra plant (project Gaurav) (both present and future).

The Company has maintained hundred percent security cover sufficient to discharge the principal amount of the said debentures in terms of Regulation 54 of the SEBI (Listing Obligations and Disclosure Requirements) Regulations, 2015, as amended. The Credit rating by CRISIL for Secured Redeemable Non-Convertible Debentures issue by the Company is "AA-" as on December 31, 2025.

6. Pursuant to the Scheme of Arrangement for Demerger under Section 230 to 232 of The Companies Act, 2013 (the Scheme) having an appointed date of April 1, 2023, the Company demerged its Global Services Business (GSB) effective March 31, 2025 after obtaining necessary statutory approvals including from National Company Law Tribunal (NCLT). The Scheme was given effect to and accounted in compliance with the Scheme and Ind AS in the financial statements for the year ended March 31, 2025. Consequent to the above, the financial results of GSB for the periods ended December 31, 2024 and March 31, 2025 is presented as discontinued operations.

7. Prysmian Cables and Systems USA, LLC (Prysmian) filed a complaint in the U.S. District Court for the District of South Carolina, Columbia Division, against Stephen Szymanski, ("Szymanski") an employee of Sterlite Technologies Limited's (STL) U.S. subsidiary, Sterlite Technologies Inc. ("STI"), as well as against STI, alleging inter alia that Szymanski violated certain non-compete and confidentiality agreements with the Plaintiff and subsequently divulged such confidential information to STI, which Plaintiff further alleges provided STI with an unjust competitive advantage. Szymanski and STI asserted affirmative and meritorious defenses to the allegations. STL is not a party to this dispute neither are any claims being made against it.

On August 9, 2024, at the conclusion of the trial, which commenced on July 22, 2024, the Jury returned its verdict against Szymanski for \$ 0.2 million and against STI for an amount of \$ 96.5 million. On September 11, 2024, STI filed post-judgement motions requesting different types of post-trial relief. On August 29, 2025, the Court subsequently confirmed the verdict, with the total award amounting to \$ 101.25 million including attorneys' fees and costs of \$ 4.75 million.

STI believes the judgment is unsupported by the testimony and evidence presented at trial and has filed an appeal with the United States Court of Appeals for the Fourth Circuit. The ultimate financial implications, if any, cannot be ascertained at this stage.

SACHIN RAJNIKANT  
PAREKH

Digitally signed by SACHIN  
RAJNIKANT PAREKH  
Date: 2026.01.23 13:17:16  
+05'30'

Ankit  
Agarwal

Digitally signed by Ankit Agarwal  
Date: 2026.01.23 12:38:19 +05'30'



8. The disclosure required as per the provisions of Regulation 52(4) and 54(2) of SEBI (Listing Obligations and Disclosure Requirements) Regulations, 2015 is given below:

Ratios	Quarter ended			Nine Months ended		Year ended
	December 25 (Unaudited)	September 25 (Unaudited)	December 24 (Unaudited)	December 25 (Unaudited)	December 24 (Unaudited)	March 25 (Audited)
Debt equity ratio [Total borrowings (including lease liabilities) (-) cash and cash equivalents (including unencumbered other bank balances) and current investments] / total equity]	0.86	0.62	0.69	0.86	0.69	0.67
Debt service coverage ratio (not annualised) [Profit before interest, depreciation, amortisation and tax from continuing operations/ (finance cost + principal long term loan repayment)] <sup>§</sup>	1.35	2.05	0.79	1.86	0.28	0.42
Interest service coverage ratio (not annualised) [Profit before interest, depreciation, amortisation and tax from continuing operations / finance cost] <sup>§</sup>	1.39	2.11	0.97	1.91	0.79	0.98
Current ratio [current assets / current liabilities]	0.69	0.67	1.01	0.69	1.01	0.72
Long term debt to working capital [Long term debt / working capital]	(1.60)	(0.87)	9.69	(1.60)	9.69	(1.00)
Bad debt to accounts receivable ratio (for continuing operations) <sup>§</sup> [(Bad debts + provision for doubtful debts) / trade receivables]	-	0.00	(0.00)	0.00	0.01	0.02
Current liability ratio [Current liabilities / total liabilities]	0.74	0.84	0.90	0.74	0.90	0.84
Total debt to total assets [Total debts (including lease liabilities)/ total assets]	0.33	0.30	0.27	0.33	0.27	0.30
Asset coverage ratio - NCD 8.50% (Written down value of secured asset mortgaged, hypothecated / outstanding amount of borrowing)	2.65	2.72	2.89	2.65	2.89	2.86
Asset coverage ratio - NCD 9.35% (Written down value of secured asset mortgaged, hypothecated / outstanding amount of borrowing)	2.17	1.85	2.70	2.17	2.70	1.84
Trade receivables turnover ratio (for continuing operations) <sup>§</sup> (Annualised revenue from operations / closing current trade receivables)	4.02	4.90	2.52	3.83	2.37	2.79
Inventory turnover ratio (for continuing operations) <sup>§</sup> (Annualised cost of goods sold from continuing operations / closing inventory)	2.98	3.25	3.59	2.82	3.39	3.93
Operating margin (%) (for continuing operations) <sup>§</sup> (Profit before interest, tax and exceptional items / revenue from operations)	1%	6%	-1%	4%	-2%	-1%
Net Profit Margin (%) (for continuing operations) <sup>§</sup> (Net profit after tax and exceptional items / revenue from operations)	-5%	0%	-6%	-2%	-7%	-6%
Capital redemption reserve (₹ in crores)	2	2	2	2	2	2
Net worth (₹ in crores)	1,384	1,408	2,609	1,384	2,609	1,418

§ These ratios are provided for continuing operations in respect of periods/year presented including for prior period/year to provide better understanding and comparability.

9. On November 21, 2025, the Government of India notified four Labour Codes - the Code on Wages, 2019, the Industrial Relations Code, 2020, the Code on Social Security, 2020, and the Occupational Safety, Health and Working Conditions Code, 2020 - consolidating 29 existing labour laws. The Ministry of Labour & Employment published draft Central Rules and FAQs to enable assessment of the financial impact due to changes in regulations. The Company has assessed and disclosed the incremental impact of these changes on the basis of best information available, consistent with the guidance provided by the Institute of Chartered Accountants of India. Considering the materiality and regulatory-driven, non-recurring nature of this impact, the Company has presented such incremental impact as "Statutory impact of new Labour Codes" under "Exceptional Items" in the standalone financial results for the quarter and nine months ended December 31, 2025. The incremental impact consisting of gratuity of Rs. 8.39 crores and long-term compensated absences of Rs. 2.10 crores primarily arises due to change in wages definition. The Company continues to monitor the finalisation of Central / State Rules and clarifications from the Government on other aspects of the Labour Code and would provide appropriate accounting effect on the basis of such developments as needed.

10. Previous period/year figures have been regrouped / rearranged, wherever necessary to conform to current period's classification.

11. These standalone financial results are available on the Company's website viz. <https://stl.tech/investor/> and on the websites of BSE ([www.bseindia.com](http://www.bseindia.com)) and NSE ([www.nseindia.com](http://www.nseindia.com)).

Place: Mumbai  
Date: January 23, 2026

For and on behalf of the Board of Directors of  
Sterlite Technologies Limited

Ankit Agarwal  
Digitally signed  
by Ankit Agarwal  
Date: 2026.01.23  
12:38:42 +05'30'  
Ankit Agarwal  
Managing Director  
DIN : 03344202

Registered office: Sterlite Technologies Limited, 4th Floor, Godrej Millennium, Koregaon Road 9, STS 12/1, Pune, Maharashtra- 411001  
www.stl.tech Telephone : +91 20 30514000 Fax: +91 20 30514113

SACHIN RAJNIKANT  
PAREKH

Digitally signed by SACHIN  
RAJNIKANT PAREKH  
Date: 2026.01.23 13:17:42  
+05'30'

# Price Waterhouse Chartered Accountants LLP

## Review Report

To,  
The Board of Directors  
Sterlite Technologies Limited,  
4th Floor, Godrej Millennium,  
Koregaon Road 9, STS 12/1,  
Pune, Maharashtra - 411001

1. We have reviewed the unaudited consolidated financial results of Sterlite Technologies Limited (the "Holding Company") and its subsidiaries (the Holding Company and its subsidiaries) hereinafter referred to as the "Group") (refer paragraph 4 below) for the quarter ended December 31, 2025 and the year to date results for the period April 01, 2025 to December 31, 2025 which are included in the accompanying 'Consolidated Financial Results for the quarter and nine months ended December 31, 2025', together with the notes thereon (the "Statement"). The Statement is being submitted by the Holding Company pursuant to the requirement of Regulation 33 and Regulation 52 read with Regulation 63 of the SEBI (Listing Obligations and Disclosure Requirements) Regulations, 2015, as amended (the "Listing Regulations, 2015"), which has been digitally signed by us for identification purposes.
2. This Statement, which is the responsibility of the Holding Company's Management and has been approved by the Holding Company's Board of Directors, has been prepared in accordance with the recognition and measurement principles laid down in Indian Accounting Standard 34 "Interim Financial Reporting", prescribed under Section 133 of the Companies Act, 2013, and other accounting principles generally accepted in India. Our responsibility is to express a conclusion on the Statement based on our review.
3. We conducted our review of the Statement in accordance with the Standard on Review Engagements ('SRE') 2410 "Review of Interim Financial Information Performed by the Independent Auditor of the Entity", issued by the Institute of Chartered Accountants of India. This Standard requires that we plan and perform the review to obtain moderate assurance as to whether the Statement is free of material misstatement. A review of interim financial information consists of making inquiries, primarily of persons responsible for financial and accounting matters, and applying analytical and other review procedures. A review is substantially less in scope than an audit conducted in accordance with Standards on Auditing and consequently does not enable us to obtain assurance that we would become aware of all significant matters that might be identified in an audit. Accordingly, we do not express an audit opinion.

We also performed procedures in accordance with the circular issued by the SEBI under Regulation 33 (8) of the SEBI (Listing Obligations and Disclosure Requirements) Regulations,

Price Waterhouse Chartered Accountants LLP, Nesco IT Building III, 8th Floor, Nesco IT Park, Nesco Complex, Gate No. 3 Western Express Highway, Goregaon East, Mumbai 400 063  
T: +91 (22) 61197810

Registered office and Head office: 11-A, Vishnu Digamber Marg, Sucheta Bhawan, Gate No 2, New Delhi - 110002

Price Waterhouse (a Partnership Firm) converted into Price Waterhouse Chartered Accountants LLP (a Limited Liability Partnership with LLP identity no: LLPIN AAC-5001) with effect from July 25, 2014. Post its conversion to Price Waterhouse Chartered Accountants LLP, its ICAI registration number is 012754N/N500016 (ICAI registration number before conversion was 012754N)

# Price Waterhouse Chartered Accountants LLP

2015, as amended, to the extent applicable.

4. The Statement includes the results of the Holding Company and following entities:

Sr. No.	Name of the entity	Relationship
1	Sterlite Global Ventures (Mauritius) Limited	Subsidiary
2	Speedon Network Limited	Subsidiary
3	Elitecore Technologies SDN BHD. (Malaysia)	Subsidiary
4	Sterlite (Shanghai) Trading Company Limited	Subsidiary
5	Sterlite Tech Holding Inc. (USA)	Subsidiary
6	Metallurgica Bresciana S.p.A	Subsidiary
7	STL Digital Limited	Subsidiary
8	Sterlite Tech Cables Solutions Limited	Subsidiary
9	PT Sterlite Technologies Indonesia	Subsidiary
10	Sterlite Technologies Pty. Ltd	Subsidiary
11	Sterlite Technologies DMCC	Subsidiary
12	STL Optical Interconnect S.p.A.	Subsidiary
13	STL Tech Solutions Limited, UK	Subsidiary
14	Jiangsu Sterlite Fiber Technology Co. Ltd.	Step down subsidiary
15	Elitecore Technologies (Mauritius) Limited	Step down subsidiary
16	Sterlite Technologies Inc. (South Carolina)	Step down subsidiary
17	Optotec S.p.A.	Step down subsidiary
18	Optotec International S.A.	Step down subsidiary
19	STL Digital Inc. (USA)	Step down subsidiary
20	STL Optical Connectivity NA, LLC	Step down subsidiary
21	STL Solutions Germany GmbH	Step down subsidiary
22	STL Digital UK Limited	Step down subsidiary

5. Based on our review conducted and procedures performed as stated in paragraph 3 above and based on the consideration of the review reports of the other auditors referred to in paragraph 7 below, nothing has come to our attention that causes us to believe that the accompanying Statement has not been prepared in all material respects in accordance with the recognition and measurement principles laid down in the aforesaid Indian Accounting Standard and other accounting principles generally accepted in India and has not disclosed the information required to be disclosed in terms of Regulation 33 and Regulation 52 read with Regulation 63 of the Listing Regulations, 2015 including the manner in which it is to be disclosed, or that it contains any material misstatement.
6. We draw attention to Note 6 of the unaudited consolidated financial results, which describes the status of a litigation against Sterlite Technologies Inc, USA, a subsidiary incorporated outside India, by another USA based entity. Management is pursuing legal remedies and has filed an appeal with the United States Court of Appeals for the Fourth Circuit, and the possible financial impact of the litigation is currently not determinable. Our conclusion is not modified in respect of this matter.

# Price Waterhouse Chartered Accountants LLP

7. The interim financial information of four subsidiaries reflects total revenues of Rs. 357 crores and Rs. 992 crores, total net profit after tax of Rs. 22 crores and Rs. 62 crores and total comprehensive income of Rs. 22 crores and Rs. 62 crores, for the quarter ended December 31, 2025 and for the period from April 01, 2025, to December 31, 2025, respectively, as considered in the unaudited consolidated financial results. These interim financial information have been reviewed by other auditors in accordance with SRE 2400 "Engagements to Review Historical Financial Statements" and their reports, vide which they have issued an unmodified conclusion, have been furnished to us by the other auditors and our conclusion on the Statement, in so far as it relates to the amounts and disclosures included in respect of these subsidiaries, is based on the reports of the other auditors and the procedures performed by us as stated in paragraph 3 above. Our conclusion on the Statement is not modified in respect of the above matter.
8. The unaudited consolidated financial results include the interim financial information of fifteen subsidiaries which have not been reviewed by their auditors, whose interim financial information reflects total revenue of Rs. 66 crores and Rs. 123 crores, total net loss after tax of Rs. 6 crores and Rs. 17 crores and total comprehensive loss of Rs. 6 crores and Rs. 17 crores for the quarter ended December 31, 2025, and for the period from April 01, 2025 to December 31, 2025, respectively, as considered in the unaudited financial results. According to the information and explanations given to us by the Management, these interim financial information results are not material to the Group. Our conclusion on the Statement is not modified in respect of the above matter.

For Price Waterhouse Chartered Accountants LLP

Firm Registration Number: 012754N/N500016

SACHIN RAJNIKANT  
PAREKH

Digitally signed by SACHIN  
RAJNIKANT PAREKH  
Date: 2026.01.23 13:18:52  
+05'30'

Sachin Parekh

Partner

Membership Number: 107038

UDIN: 26107038BQWDJE3350

Place: Mumbai

Date: January 23, 2026



# Price Waterhouse Chartered Accountants LLP

## Review Report

To  
The Board of Directors  
Sterlite Technologies Limited,  
4<sup>th</sup> Floor, Godrej Millennium,  
Koregaon Road 9, STS 12/1,  
Pune, Maharashtra - 411001

1. We have reviewed the unaudited standalone financial results of Sterlite Technologies Limited (the "Company") for the quarter ended December 31, 2025 and the year to date results for the period April 01, 2025 to December 31, 2025, which are included in the accompanying 'Standalone Financial Results for the quarter and nine months ended December 31, 2025', together with the notes thereon (the "Statement"). The Statement has been prepared by the Company pursuant to Regulation 33 and Regulation 52 read with Regulation 63 of the SEBI (Listing Obligations and Disclosure Requirements) Regulations, 2015, as amended (the "Listing Regulations, 2015"), which has been digitally signed by us for identification purposes.
2. This Statement, which is the responsibility of the Company's Management and approved by the Board of Directors, has been prepared in accordance with the recognition and measurement principles laid down in Indian Accounting Standard 34 "Interim Financial Reporting" ("Ind AS 34"), prescribed under Section 133 of the Companies Act, 2013, and other accounting principles generally accepted in India. Our responsibility is to express a conclusion on the Statement based on our review.
3. We conducted our review of the Statement in accordance with the Standard on Review Engagements (SRE) 2410 "Review of Interim Financial Information Performed by the Independent Auditor of the Entity", issued by the Institute of Chartered Accountants of India. This Standard requires that we plan and perform the review to obtain moderate assurance as to whether the Statement is free of material misstatement. A review of interim financial information consists of making inquiries, primarily of persons responsible for financial and accounting matters, and applying analytical and other review procedures. A review is substantially less in scope than an audit conducted in accordance with Standards on Auditing and consequently does not enable us to obtain assurance that we would become aware of all significant matters that might be identified in an audit. Accordingly, we do not express an audit opinion.
4. Based on our review conducted as above, nothing has come to our attention that causes us to believe that the Statement has not been prepared in all material respects in accordance with the recognition and measurement principles laid down in the aforesaid Indian Accounting Standard and other accounting principles generally accepted in India and has not disclosed the information required to be disclosed in terms of Regulation 33 and Regulation 52 read with Regulation 63 of the Listing Regulations, 2015 including the manner in which it is to be disclosed, or that it contains any material misstatement.

Price Waterhouse Chartered Accountants LLP, Nesco IT Building III, 8th Floor, Nesco IT Park, Nesco Complex, Gate No. 3 Western Express Highway, Goregaon East, Mumbai 400 063  
T: +91 (22) 61197810

Registered office and Head office: 11-A, Vishnu Digamber Marg, Sucheta Bhawan, Gate No 2. New Delhi - 110002


Price Waterhouse (a Partnership Firm) converted into Price Waterhouse Chartered Accountants LLP (a Limited Liability Partnership with LLP identity no: LLPIN AAC-5001) with effect from July 25, 2014. Post its conversion to Price Waterhouse Chartered Accountants LLP, its ICAI registration number is 012754N/N500016 (ICAI registration number before conversion was 012754N)

# Price Waterhouse Chartered Accountants LLP

5. We draw attention to Note 7 of the unaudited standalone financial results, which describes the status of a litigation against Sterlite Technologies Inc, USA, a subsidiary incorporated outside India, by another USA based entity. Management is pursuing legal remedies, and has filed an appeal with the United States Court of Appeals for the Fourth Circuit, and the possible financial impact of the litigation is currently not determinable. Our conclusion is not modified in respect of the above matter.

For Price Waterhouse Chartered Accountants LLP  
Firm Registration Number: 012754N/N500016

SACHIN  
RAJNIKANT  
PAREKH

 Digitally signed by SACHIN  
RAJNIKANT PAREKH  
Date: 2026.01.23 13:18:21  
+05'30'

Sachin Parekh  
Partner  
Membership Number: 107038  
UDIN: 26107038HBVSZO6879  
Mumbai  
January 23, 2026

### **Annexure I - Integrated Filing (Financials)**

- A. Unaudited Consolidated and Standalone Financial Results of the Company for the quarter and nine months ended December 31, 2025 (Standalone & Consolidated) – **Attached**
- B. Statement on deviation or variation for proceeds of public issue, rights issue, preferential issue, qualified institutions placement etc. – **Not applicable**
- C. Disclosure of outstanding default on loans and debt securities – **No default, hence Not Applicable**
- D. Disclosure of related party transactions (applicable only for half-yearly filings i.e., 2nd and 4th quarter) – **Not Applicable**
- E. Statement on impact of audit qualifications (for audit report with modified opinion) submitted along-with annual audited financial results (standalone and consolidated separately) (applicable only for annual filing i.e., 4th quarter)– **Not applicable for 3<sup>rd</sup> quarter**

**January 23, 2026**

**BSE Limited**

Phirozee Jeejeebhoy Towers,  
Dalal Street,  
Mumbai - 400 001.

**Sub.: Statement on utilisation of issue proceeds of Non-Convertible Debentures**

**Ref.: Scrip Code 973103 and 974612**

Dear Sir/Madam,

Pursuant to Regulation 52(7) and 7A of SEBI (Listing Obligations and Disclosure Requirements) Regulations, 2015, read with Chapter IV of the SEBI Operational Circular dated July 29, 2022, we confirm that issue proceeds of the Non-Convertible Debentures listed against the above referred scrip codes are fully utilized. There were no further Non-Convertible Debentures issued by the Company during the quarter ended December 31, 2025.

Considering the same, the confirmation under regulation 52(7A) of the Listing Regulations, on deviation/ variation in the use of proceeds, is not applicable. Details of the same are enclosed in the format specified by SEBI.

We request you to take the above on your record and acknowledge receipt.

Yours faithfully,

For **Sterlite Technologies Limited**

MRUNAL  
ASAWADEKAR

Digitally signed by  
MRUNAL ASAWADEKAR  
Date: 2026.01.23  
14:30:51 +05'30'

**Mrunal Asawadekar**

Company Secretary & Compliance Officer  
Membership No.: ACS 24346

Enclosure: As above.





www.stl.tech

#### A. Statement of Utilization of issue proceeds:

Name of Issuer	ISIN	Mode of Fund Raising (Public issues / Private Placement)	Type of Instrument	Date of raising funds	Amount raised in Crores (Face Value)	Funds utilised in Crores (Face Value)	Any Deviation (Yes/No)	If 8 is yes, then specify the purpose for which the funds were utilised	Remarks, if any
1	2	3	4	5	6	7	8	9	10
Not Applicable									

#### B. Statement of deviation/variation in use of Issue Proceeds:

Particulars	Remarks
Name of the listed entity	Sterlite Technologies Limited
Mode of fund raising	Not Applicable
Type of instrument	
Date of raising funds	
Amount raised (Rs. In Crore)	
Report filed for quarter ended	
Is there a deviation/variation in use of funds raised?	
Whether any approval is required to vary the objects of the issue stated in the prospectus /offer document?	
If yes, details of approval so required?	
Date of approval	
Explanation for the deviation/variation	
Comments of the Audit committee after review	
Comments of Auditors, if any	

#### Sterlite Technologies Limited

Registered office: 4th Floor, Godrej Millennium, Koregaon Road 9, STS 12/1, Pune, Maharashtra- 411 001, India.  
CIN - L31300PN2000PLC202408



www.stl.tech

**C. Objects for which funds have been raised and where there has been a deviation/ variation, in the following table:**

Original object	Modified object, if any	Original allocation	Modified allocation if any	Funds utilised	Amount of deviation / variation for the quarter according to applicable object (in Rs. Crore and in %)	Remarks, if any
Not Applicable						
Deviation could mean:						
a. Deviation in the objects or purposes for which the funds have been raised.						
b. Deviation in the amount of funds actually utilised as against what was originally disclosed.						
Name of signatory: Mrunal Asawadekar						
Designation: Company Secretary & Compliance Officer						
Date: January 23, 2026						

Yours faithfully,

For **Sterlite Technologies Limited**

MRUNAL  
ASAWADEKAR

Digitally signed by  
MRUNAL ASAWADEKAR  
Date: 2026.01.23  
14:31:19 +05'30'

**Mrunal Asawadekar**  
Company Secretary & Compliance Officer  
Membership No.: ACS 24346

**Sterlite Technologies Limited**  
Registered office: 4th Floor, Godrej Millennium, Koregaon Road 9, STS 12/1, Pune, Maharashtra- 411 001, India.  
CIN - L31300PN2000PLC202408

# Price Waterhouse Chartered Accountants LLP

For the kind attention of the Board of Directors

The Board of Directors,  
Sterlite Technologies Limited,  
4th Floor, Godrej Millennium,  
Koregaon Road 9, STS 12/1  
Pune, Maharashtra,  
India- 411001

## **Auditors' Report on book values of assets included in the statement of security cover as per Debenture Trust Deed as at December 31, 2025**

1. This report is issued in accordance with the terms of our engagement letter dated July 24, 2025.
2. The accompanying Statement of Security Cover for the quarter ended December 31, 2025 (the "Statement") containing information and calculation of Security cover ratio in the format prescribed by Securities Exchange Board of India ('SEBI') vide Circular SEBI/HO/DDHS-PoD-1/P/CIR/2025/117 dated August 13, 2025 ('SEBI Circular') as mentioned in the Debenture Trust Deeds (the "Agreement") dated March 18, 2021 and February 17, 2023 has been prepared by the management of Sterlite Technologies Limited (the "Company") as at December 31, 2025 pursuant to the requirement of the Agreement between the Company and the Debenture Trustee; and Regulation 56(1)(d) of SEBI (Listing Obligations and Disclosure Requirements) Regulations, 2015, (as amended from time to time) read with SEBI circular (together referred to as the "Listing Regulations, 2015"). Our examination of the Statement is at the request received from Mr. Ronak Goyal, Lead- Banking & Treasury vide email dated July 22, 2025 (the 'Request'). We have digitally signed the Statement for identification purposes only.

## **Management's Responsibility for the Statement**

3. The preparation of the Statement is the responsibility of the Management of the Company including the creation and maintenance of all accounting and other records supporting its contents. This responsibility includes the design, implementation and maintenance of internal controls relevant to the preparation and presentation of the Statement and applying an appropriate basis of preparation.
4. The Management is also responsible for ensuring that the Company complies with the requirements of the Listing Regulations, 2015, the Agreement and the applicable laws and regulations, and it provides all relevant, complete and accurate information as required therein.



Price Waterhouse Chartered Accountants LLP, 7th Floor, Tower A - Wing 1, Business Bay, Airport Road, Yerwada  
Pune - 411 006  
T: +91 (20) 69050570

Registered office and Head office: 11-A, Vishnu Digamber Marg, Sucheta Bhawan, New Delhi - 110002

Price Waterhouse (a Partnership Firm) converted into Price Waterhouse Chartered Accountants LLP (a Limited Liability Partnership with LLP identity no: LLPIN AAC-5001) with effect from July 25, 2014. Post its conversion to Price Waterhouse Chartered Accountants LLP, its ICAI registration number is 012754N/N500016 (ICAI registration number before conversion was 012754N)

# Price Waterhouse Chartered Accountants LLP

## Auditors' Responsibility

5. Pursuant to the Request and the Listing Regulations, 2015, it is our responsibility to examine the Statement and to report based on our procedures performed as described in paragraph 9 below, whether anything has come to our attention that causes us to believe that the book values of the assets specified in columns A to H of the Part A and Part B of the Statement prepared by the Company are not in agreement with the underlying unaudited books and relevant records of the Company as at December 31, 2025, as produced to us by the Management during the course of our examination.
6. The financial statements for the year ending on March 31, 2026, relating to the unaudited books and records referred to in paragraph 5 above, are subject to our audit pursuant to the requirements of the Companies Act, 2013.
7. We conducted our examination of the Statement, on a test check basis, in accordance with the 'Guidance Note on Reports or Certificates for Special Purposes' issued by the Institute of Chartered Accountants of India. The Guidance Note requires that we comply with the ethical requirements of the Code of Ethics issued by the Institute of Chartered Accountants of India.
8. We have complied with the relevant applicable requirements of the Standard on Quality Control (SQC) 1, Quality Control for Firms that Perform Audits and Reviews of Historical Financial Information, and Other Assurance and Related Services Engagements.
9. In carrying out our examination as described in paragraph 7 above, we have carried out the following procedures:
  - Traced the financial information contained in column A to column H of the Part A and Part B of the Statement with the underlying unaudited books and records of the company as on December 31, 2025.
  - Verified that the calculation of Security Cover ratio in the statement is computed in accordance with the method of computation as prescribed in SEBI/HO/DDHS-PoD-1/P/CIR/2025/117 dated August 13, 2025 ('SEBI circular').
  - Verified the mathematical accuracy of the computation presented in the statement.

For avoidance of doubt, we clarify that we were not required to, and have not performed any procedures on the information included in columns I to O of the accompanying Statement and the same is furnished by the management of the Company.

10. The procedures performed in a limited assurance engagement vary in nature and timing from, and are less in extent than for, a reasonable assurance engagement; and consequently, the level of assurance obtained in a limited assurance engagement is substantially lower than the assurance that would have been obtained had a reasonable assurance engagement been performed.





# Price Waterhouse Chartered Accountants LLP

## Conclusion

11. Based on our examination as described in paragraph 7 and procedures performed as described in paragraph 9 above, and according to the information and explanations given to us, we report that nothing has come to our attention that causes us to believe that the book values of the assets specified in columns A to H of the Statement prepared by the Company are not in agreement with the underlying unaudited books and relevant records of the Company as at December 31, 2025 as produced to us by the Management during the course of our examination.

## Restriction on Use

12. Our obligations in respect of this report are entirely separate from, and our responsibility and liability is in no way changed by any other role we may have as auditors of the Company or otherwise. Nothing in this report nor anything said or done in the course of or in connection with the services that are the subject of this report, will extend any duty of care we may have in our capacity as auditors of the Company.
13. This report has been issued at the request of the Board of Directors of the Company to whom it is addressed solely for submission to Debenture Trustee and the Stock Exchanges to enable the Company to comply with its obligation under Listing Regulation, 2015. Our report should not be used by any other person or for any other purpose. Price Waterhouse Chartered Accountants LLP does not accept or assume any liability or duty of care for any other purpose or to any person other than the Company.

For Price Waterhouse Chartered Accountants LLP  
Firm Registration Number: 012754N/ N500016

PAWANKUMAR  
R  
RADHESHYAM SOMANI  
SOMANI  
Digitally signed by  
PAWANKUMAR  
RADHESHYAM  
SOMANI  
Date: 2026.01.23  
14:37:19 +05'30'

Pawankumar Somani  
Partner  
Membership Number: 137654  
UDIN: 26137654WHKRKK5051  
Place: Pune  
Date: January 23, 2026



**Sterlite Technologies Limited**  
Statement of Security Cover for the quarter ended December 31, 2025

**Part A - Statement at Standalone Financial Position**

In accordance with format prescribed by Circular SEBI/HO/DDHS-PoD-1/P/CIR/2025/117 dated August 13, 2025, we give below the computation of Security Cover ratio in respect of (a) 2,900 Secured, listed, rated, non-cumulative, non-convertible, redeemable debentures of face value Rs. 290 crores, (b) 10,000 Secured, listed, rated, non-convertible, redeemable debentures of face value Rs. 100 crores:

Column A	Column B	Column C	Column D Exclusive	Column E	Column F	Column G	Column H		Column I	Column J	Column K	Column L	Column M	Column N	Column O
Particulars		Exclusive Charge	Charge	Pari-Passu Charge	Pari-Passu Charge	Pari-Passu Charge	Assets not offered as Security	Debt not backed by any assets offered as security	Elimination (amount in negative)	(Total C to H)	Related to only those items covered by this certificate				
	Description of asset for which this certificate relate	Debt for which this certificate being issued	Other Secured Debt	Debt for which this certificate being issued	Assets shared by Paripassu debt holder (includes debt for which this certificate is issued & other debt with paripassu charge)	Other Pari-Passu Secured Debt			debt amount considered more than once (due to exclusive plus, paripassu charge)		Market Value for Assets charged on Exclusive basis	Carrying /book value for exclusive charge assets where market value is not ascertainable or applicable	Market Value for Pari Passu charge assets	Carrying value/book value for paripassu charge assets where market value is not ascertainable or applicable	Total Value (=K+L+M+N)
		Book Value	Book Value	Yes/ No	Book Value	Book Value								Relating to Column F	
ASSETS															
Property, Plant and Equipment	Value of movable and immovable properties of the Company		239		1,306		11			1,556			219	1,163	1,382
Capital Work-in-Progress					17		-			17				17	17
Right of Use Assets							38			38					
Goodwill					-	-	-			-					
Intangible Assets							13			13					
Intangible Assets under Development					-	-	-			-					
Investments						-	307			307					
Loans						0	811			811					
Inventories						448				448					
Trade Receivables						589				589					
Cash and Cash Equivalents						130				130					
Bank Balances other than Cash and Cash Equivalents						88				88					
Others						234	64			298					
Total		-	239	-	1,323	1,489	1,244		-	4,295					

**Sterlite Technologies Limited**

Registered office: 4th Floor, Godrej Millennium, Koregaon Road 9, STS 12/1, Pune, Maharashtra- 41001, India.

CIN - L31300PN2000PLC202408



www.stl.tech

LIABILITIES													
Debt Securities to which this certificate pertains			Yes	417					417				
Other debt sharing pari-passu charge with above debt				97					97				
Other Debt			360		280		250		890				
Subordinated debt									-				
Borrowings									-				
Bank									-				
Debt Securities									-				
Others							145		145				
Trade payables							887		887				
Lease Liabilities							34		34				
Provisions							37		37				
Others							404		404				
<b>Total</b>		-	<b>360</b>	-	<b>514</b>	<b>280</b>	<b>1,757</b>	-	<b>2,911</b>	-	<b>219</b>	<b>1,179</b>	<b>1,399</b>
Cover on Book Value					2.57								
Cover on Market Value					2.72								
Pari-Passu Security Cover Ratio													
(For ISIN INE089C07109 & INE089C07125)													
Notes:													
1 The Statement is prepared by the management of the Company, for submitting along with other documents pursuant to Regulation 56 (1) (d) of Securities and Exchange Board of India (Listing Obligations and Disclosure Requirements) Regulations, 2015, dated September 2, 2015 to be read with, Circular SEBI/HO/DDHS-PoD-1/P/CIR/2025/117 dated August 13, 2025 ('SEBI Circular'), (collectively referred as the "Listing Regulations, 2015").													
2 The financial information contained in the Statement are in agreement with underlying unaudited books and records of the Company for the quarter ended December 31, 2025.													
3 The calculation of the Security cover ratio in the Statement is computed in accordance with the method of computation as prescribed in the SEBI Circular.													
4 We have considered the book value of the movable assets, as the market value of these assets is not ascertainable.													

For and on behalf of Sterlite Technologies Limited

Ajay  
Jhanjhari

Digitally signed  
by Ajay Jhanjhari  
Date: 2026.01.23  
14:21:50 +05'30'

Ajay Jhanjhari  
(Chief Financial Officer)

PAWANKUMAR  
RADHESHYAM  
SOMANI

Digitally signed by  
PAWANKUMAR  
RADHESHYAM SOMANI  
Date: 2026.01.23 14:40:34  
+05'30'

#### Sterlite Technologies Limited

Registered office: 4th Floor, Godrej Millennium, Koregaon Road 9, STS 12/1, Pune, Maharashtra- 41001, India.  
CIN - L31300PN2000PLC202408



www.stl.tech

**Sterlite Technologies Limited**  
Statement of Security Cover for the quarter ended December 31, 2025

**Part B - Statement at Consolidated Financial Position**

In accordance with format prescribed by Circular SEBI/HO/DDHS-PoD-1/P/CIR/2025/117 dated August 13, 2025, we give below the computation of Security Cover ratio in respect of (a) 2,900 Secured, listed, rated, non-cumulative, non-convertible, redeemable debentures of face value Rs. 290 crores, (b) 10,000 Secured, listed, rated, non-convertible, redeemable debentures of face value Rs. 100 crores:

Column A	Column B	Column C	Column D	Column E	Column F	Column G	Column H		Column I	Column J	Column K	Column L	Column M	Column N	Column O
Particulars	Description of asset for which this certificate relate	Exclusive Charge	Exclusive Charge	Pari-Passu Charge	Pari-Passu Charge	Pari-Passu Charge	Assets not offered as Security	Debt not backed by	Elimination (amount in	(Total C to H)	Related to only those items covered by this certificate				
		Debt for which this certificate being issued	Other Secured Debt	Debt for which this certificate being issued	Assets shared by Paripassu debt holder (includes debt for which this certificate is issued & other debt with paripassu charge)	Other Pari-Passu Secured Debt			debt amount considered more than once (due to exclusive plus, paripassu charge)		Market Value for Assets charged on Exclusive basis	Carrying /book value for exclusive charge assets where market value is not ascertainable or applicable	Market Value for Pari Passu charge assets	Carrying value/book value for paripassu charge assets where market value is not ascertainable or applicable	Total Value (=K+L+M+N)
		Book Value	Book Value	Yes/ No	Book Value	Book Value								Relating to Column F	
<b>ASSETS</b>															
Property, Plant and Equipment	Value of movable and immovable properties of the Company		733		1,306	110	512		(118)	2,543			219	1,163	1,381
Capital Work-in-Progress			3		17	3	4		(3)	21			-	17	17
Right of Use Assets			49			19	34		(19)	83					
Goodwill							190			190					
Intangible Assets							83			83					
Intangible Assets under Development							-			-					
Investments			11			-	676		(590)	97					
Loans						0	1,266		(1,255)	11					
Inventories			51			499	580		(151)	978					
Trade Receivables			211			879	681		(991)	780					
Cash and Cash Equivalents			1			132	221		(1)	354					
Bank Balances other than Cash and Cash Equivalents			11			99	331		(11)	441					
Others			232			500	354		(460)	625					
<b>Total</b>		-	<b>1,302</b>	-	<b>1,323</b>	<b>2,240</b>	<b>4,932</b>		<b>(3,599)</b>	<b>6,206</b>					

**Sterlite Technologies Limited**

Registered office: 4th Floor, Godrej Millennium, Koregaon Road 9, STS 12/1, Pune, Maharashtra- 41001, India.

CIN - L31300PN2000PLC202408





www.stl.tech

<b>LIABILITIES</b>															
Debt Securities to which this certificate pertains				Yes	417					417					
Other debt sharing pari-passu charge with above debt					160					160					
Other Debt			851			454		1,651	(1,380)	1,576					
Subordinated debt										-					
Borrowings										-					
Bank										-					
Debt Securities										-					
Others								145		145					
Trade payables								2,049	(836)	1,213					
Lease Liabilities								108		108					
Provisions										37					
Others								744	(250)	493					
<b>Total</b>		-	<b>851</b>	-	<b>578</b>	<b>454</b>	-	<b>4,734</b>	<b>(2,466)</b>	<b>4,149</b>	-	-	<b>219</b>	<b>1,179</b>	<b>1,398</b>
Cover on Book Value					2.29										
Cover on Market Value					2.42										
		Exclusive Security Cover Ratio			Pari-Passu Security Cover Ratio										
		(For ISIN INE089Co7117)			(For ISIN INE089Co7109 & INE089Co7125)										
<b>Notes:</b>															
1 The Statement is prepared by the management of the Company, for submitting along with other documents pursuant to Regulation 56 (1) (d) of Securities and Exchange Board of India (Listing Obligations and Disclosure Requirements) Regulations, 2015, dated September 2, 2015 to be read with, Circular SEBI/HO/DDHS-PoD-1/P/CIR/2025/117 dated August 13, 2025 ("SEBI Circular") , (collectively referred as the "Listing Regulations, 2015").															
2 The financial information contained in the Statement are in agreement with underlying unaudited books and records of the Company for the quarter ended December 31, 2025.															
3 The calculation of the Security cover ratio in the Statement is computed in accordance with the method of computation as prescribed in the SEBI Circular.															
4 We have considered the book value of the movable assets, as the market value of these assets is not ascertainable.															
5 Assets amounts considered more than once (due to exclusive plus, pari-passu charge) are also considered as part of eliminations in Column I.															

For and on behalf of Sterlite Technologies Limited

Ajay Jhanjhari

Digitally signed  
by Ajay Jhanjhari  
Date: 2026.01.23  
14:21:30 +05'30'

Ajay Jhanjhari  
(Chief Financial Officer)

PAWANKUMAR  
RADHESHYAM  
SOMANI

Digitally signed by  
PAWANKUMAR  
RADHESHYAM SOMANI  
Date: 2026.01.23  
14:38:15 +05'30'

**Sterlite Technologies Limited**

Registered office: 4th Floor, Godrej Millennium, Koregaon Road 9, STS 12/1, Pune, Maharashtra- 41001, India.  
CIN - L31300PN2000PLC202408