



October 23, 2025

**Corporate Relationship Department**  
**BSE Limited**  
Phiroze Jeejeebhoy Towers,  
Dalal Street,  
Fort, Mumbai 400001

**Capital Markets - Listing**  
**National Stock Exchange of India Limited**  
Exchange Plaza, 5<sup>th</sup> Floor, Plot No. C/1,  
G Block, Bandra Kurla Complex,  
Bandra (East), Mumbai 400051

Dear Sir,

**Sub: Regulation 33 and 47 of Securities and Exchange Board of India (Listing Obligations and Disclosure Requirements) Regulations, 2015**

**Re: Stock Code: 500337 (BSE) / PRIMESECU (NSE)**

Pursuant to Regulations 33 and 47 of Listing Regulations, please find attached the advertisements regarding the Unaudited Standalone and Consolidated Financial Results of the Company for the Quarter ended September 30, 2025, published in the newspapers. The same will also be uploaded on the Company's website [www.primesec.com](http://www.primesec.com).

This is for your information and records.

Thanking you,

Yours faithfully,  
For **Prime Securities Limited**

**Ajay Shah**  
**Company Secretary**  
(ACS-14359)

**Onward Technologies Limited**  
CIN: L28920MH1991PLC062542  
Regd. Office: Sterling Center, 2<sup>nd</sup> Floor,  
Dr. A.B. Road, Worli, Mumbai - 400018  
Website : www.onwardgroup.com  
Email : investors@onwardgroup.com  
Tel : +91 22 2492 6570



Extract of Consolidated Unaudited Financial Results for the quarter and six month ended September 30, 2025							
		Quarter ended			Six months ended		
Sr. No	Particulars	September 30, 2025 (Unaudited)	June 30, 2025 (Unaudited)	September 30, 2024 (Unaudited)	September 30, 2025 (Unaudited)	September 30, 2024 (Unaudited)	Year ended 2025 (Audited)
1	Total income from operations (net) for the period	13,896.89	13,315.08	12,304.08	27,211.97	24,063.81	49,131.61
2	Net Profit / (Loss) for the period (before Tax, Exceptional and/or Extraordinary items)	1,582.67	1,592.31	560.22	3,174.98	1,528.34	3,629.98
3	Net Profit / (Loss) for the period before tax (after Exceptional and/or Extraordinary items)	1,582.67	1,592.31	560.22	3,174.98	1,528.34	3,629.98
4	Net Profit / (Loss) for the period after tax (after Exceptional and/or Extraordinary items)	1,193.92	1,273.09	354.22	2,467.01	1,062.99	2,707.77
5	Total Comprehensive Income for the period [Comprising Profit / (Loss) for the period (after tax) and Other Comprehensive Income (after tax)]	1,337.83	1,189.08	346.11	2,526.92	1,034.36	2,690.30
6	Paid up Equity share capital (Face value ₹ 10 each)	2,253.25	2,271.62	2,262.72	2,253.25	2,262.72	2,690.30
7	Reserves (excluding Revaluation Reserve) as shown in the Audited Balance Sheet of the previous year						20,161.54
8	Earnings per share (of ₹ 10 each) (for Continuing and discontinued operations) -						
a) Basic (in INR)		5.26	5.61	1.57	10.87	4.71	11.97
b) Diluted (in INR)		5.23	5.57	1.54	10.80	4.63	11.81

**Notes:**  
1. The Statement has been reviewed by Members of the Audit Committee and approved by the Board of Directors at their respective meetings held on October 17, 2025. The statutory auditors have issued an unmodified review conclusion on these results. This Statement has been prepared in accordance with the Companies (Indian Accounting Standard) Rules, 2015 (Ind AS) prescribed under section 133 of the Companies Act, 2013 and rules amended from time to time.  
2. The consolidated financial results include the results of Onward Technologies Limited (the "Holding company"), Onward Technologies Employee Welfare Trust (ESOP Trust) and its subsidiaries viz. OT Park Private Limited (India), Onward Technologies Inc. (USA), Onward Technologies GmbH (Germany), Onward Technologies B.V. (Netherlands) and Onward Technologies Canada Inc. (Canada) (together referred as "the Group").  
3. Pursuant to ex parte Order by Circuit Court of Cook County, Illinois (amounting to USD 414,439, plus statutory damages @ 5% per month), disclosed on 14th August 2025 to stock exchanges, OTI (Onward Technologies Inc) has filed petition with the court seeking relief from judgment and vacation of order. Further, amount of USD 1.26 Million (~ 1,116.96 lakhs) is frozen by banks in accordance with the order/citations passed by the circuit court. The Company categorically refutes all allegations outlined in the order and will actively pursue all available legal avenues to challenge the claims. Based on an evaluation of the underlying facts of the case, applicable legal precedents, and external legal advice obtained, ultimate liability pertaining to the ongoing matter is considered to be contingent in nature.

Extract of Standalone Unaudited Financial Results for the quarter and six month ended September 30, 2025						
		Quarter ended			Six months ended	
Particulars		September 30, 2025 (Unaudited)	June 30, 2025 (Unaudited)	September 30, 2024 (Unaudited)	September 30, 2025 (Unaudited)	September 30, 2024 (Unaudited)
						March 31, 2025 (Audited)
Turnover (Revenue from operations)		10,825.08	10,332.12	9,573.38	21,157.20	18,528.30
Profit before Tax		1,381.68	1,250.92	767.70	2,632.59	1,786.99
Profit after Tax		1,029.52	932.51	571.98	1,962.02	1,333.09

For and on behalf of the Board of Directors of Onward Technologies Limited  
  
Jigar Mehta  
Managing Director  
DIN:- 06829197

## ATISHAY LIMITED

Regd. Office: 14-15, Khatau Building, 44 Bank Street, Fort, Mumbai (MH) - 400001'  
Head Office: Plot No. 36, Zone-I, M.P. Nagar, Bhopal (MP) - 462011.  
Tel : 022 49739081/82.0755 2558283 | Fax: 0755 4229195 | Website: www.atishay.com  
CIN NO: L70101MH2000PLC192613

### EXTRACT OF UNAUDITED STANDALONE FINANCIAL RESULTS FOR THE QUARTER AND SIX MONTHS ENDED SEPTEMBER 30, 2025

[ ₹ in Lakhs except EPS ]						
Sr. No.	Particulars	For the Quarter Ended			For the Six Months Ended	
		30-Sep-25 Unaudited	30-Jun-25 Unaudited	30-Sep-24 Unaudited	30-Sep-25 Unaudited	31-Mar-25 Audited
1	Total Income	1,842.04	1,302.77	1,356.57	3,144.81	2,410.07
2	Net profit/(loss) for the period (before tax and exceptional items)	249.43	228.99	205.45	478.42	365.88
3	Net profit/(loss) for the period before tax (after exceptional items)	249.43	228.99	205.45	478.42	365.88
4	Net profit/(loss) for the period after tax	183.16	164.90	145.24	348.06	252.88
5	Total comprehensive income for the period [comprising profit / (loss) for the period (after tax) and other comprehensive income (after tax)]	0.97	0.97	1.80	1.94	3.61
6	Paid up Equity Share Capital (Face Value of ₹10/- per Equity Share)	1,098.13	1,098.13	1,098.13	1,098.13	1,098.13
7	Reserves (excluding Revaluation Reserve) as shown in the audited balance sheet of the previous year					3,762.00
8	Earnings per share (of ₹10/- each) (for continuing and discontinued operations) -					
1.	Basic	1.67	1.50	1.32	3.17	2.30
2.	Diluted	1.65	1.49	1.31	3.14	2.28

1. The above standalone unaudited financial results for the quarter and six months ended September 30, 2025 have been reviewed by the Audit Committee and approved by the Board of Directors at their respective meetings held on October 16, 2025. The statutory auditors of the Company have reviewed the above standalone financial results for the quarter and six months ended September 30, 2025.  
2. The above is an extract of the detailed format of financial results for the quarter and six months ended September 30, 2025 filed with Stock Exchanges under Regulation 33 of the SEBI (Listing Obligations and Disclosure Requirements) Regulations, 2015. The full format of said results are available on the Company's website <https://atishay.com/regulation-46/> and Stock Exchanges' website [www.bseindia.com](http://www.bseindia.com).

For and on behalf of Board of Atishay Limited  
Sd/-  
Akhilesh Jain  
Chairman & Managing Director  
DIN No. 00039927

## VASTU HOUSING FINANCE CORPORATION LIMITED

Registered Office : 203/204, "A" Wing, 2nd Floor, Navbharat Estates, Zakaria Bunder Road, Sewri (West), Mumbai 400 015.  
CIN: U65922MH2005PLC272501 | Tel:022 2419 0911 | Website: www.vastuhfc.com

EXTRACT OF AUDITED STANDALONE FINANCIAL RESULTS FOR THE QUARTER AND HALF YEAR ENDED SEPTEMBER 30, 2025						(₹ in Lakh)
Sr. No.	Particulars	Standalone				
		Quarter ended 30.09.2025 (Audited)	Quarter ended 30.09.2024 (Audited)	Half Year ended 30.09.2025 (Audited)	Year ended 31.03.2025 (Audited)	
1	Total income from operations	37,309.42	27,734.39	70,187.63	1,16,719.27	
2	Net profit / (loss) for the period (before tax, exceptional and/or extraordinary items)	14,696.73	8,636.17	25,091.47	41,662.78	
3	Net profit / (loss) for the period before tax (after exceptional and/or extraordinary items)	14,696.73	8,636.17	25,091.47	41,662.78	
4	Net profit / (loss) for the period after tax (after exceptional and/or extraordinary items)	11,484.74	6,870.26	19,746.14	32,775.54	
5	Total comprehensive income for the period [comprising profit/ (loss) for the period (after tax) and other comprehensive income (after tax)]	11,605.72	6,883.75	19,900.12	32,550.43	
6	Paid-up equity share capital	68,927.69	68,746.21	68,927.69	68,746.21	
7	Reserves (excluding revaluation reserves)	1,61,666.20	1,21,314.13	1,61,666.20	1,41,525.82	
8	Securities premium account	1,61,927.24	1,61,666.69	1,61,927.24	1,61,595.78	
9	Net worth	3,92,521.13	3,51,727.03	3,92,521.13	3,71,867.81	
10	Paid up debt capital/outstanding debt	5,60,220.30	4,40,395.97	5,60,220.30	5,32,020.47	
11	Outstanding redeemable preference shares	-	-	-	-	
12	Debt equity ratio	1.43	1.25	1.43	1.43	
13	Earnings per share (of ₹ 5/- each) (not annualised for the quarter)					
	Basic EPS (in ₹)	0.83	0.50	1.43	2.40	
	Diluted EPS (in ₹)	0.81	0.48	1.39	2.31	
14	Capital redemption reserve	N.A.	N.A.	N.A.	N.A.	
15	Debtenture redemption reserve	N.A.	N.A.	N.A.	N.A.	
16	Debt service coverage ratio	N.A.	N.A.	N.A.	N.A.	
17	Interest service coverage ratio	N.A.	N.A.	N.A.	N.A.	

**Notes:**  
a) The above is an extract of the detailed format of audited quarter and half year ended financial results filed with the BSE Limited under Regulation 52 of the SEBI (Listing Obligations and Disclosure Requirements) Regulations, 2015. The full format of the audited quarter and half year ended financial results are available on the websites of BSE Limited and the Company at [www.bseindia.com](http://www.bseindia.com) and [www.vastuhfc.com](http://www.vastuhfc.com) respectively.  
b) For the other line items referred in regulation 52 (4) of the SEBI (Listing Obligations and Disclosure Requirements) Regulations, 2015, pertinent disclosures have been made to the BSE Limited and can be accessed at [www.bseindia.com](http://www.bseindia.com). The additional disclosures applicable to the Company under regulation 52(4) of SEBI LODR are stated below:

Sr. No.	Particulars	Quarter ended 30.09.2025	Half Year ended 30.09.2025
1	Total debts to total assets (%)	57.66%	57.66%
2	Operating margin (%)	39.39%	35.75%
3	Net profit margin (%)	30.68%	27.99%
4	Gross NPA (%)	1.62%	1.62%
5	Net NPA (%)	1.21%	1.21%
6	Liquidity coverage ratio (%)	266%	266%
7	Provision coverage ratio (%)	58.94%	58.94%
8	Security cover (Debt) (no. of times)	1.20	1.20

c) Figures of the previous period/year have been regrouped / reclassified wherever necessary to conform to current period's classification / disclosure.


For Vastu Housing Finance Corporation Limited  
Sd/-  
Sandeep Menon  
Managing Director  
(DIN 02032154)

**PUNCTUAL TRADING LIMITED**  
102, Floor - 10, Plot - 220, Maker Chamber VI, Jamnalal Bajaj Marg, Nariman Point, Mumbai - 400021, Tel. No.: 022 - 4962 2754 • Email: [punctualtradingtd@gmail.com](mailto:punctualtradingtd@gmail.com)  
CIN: L67120MH1986PLC039919 • Website: [www.punctualtrading.com](http://www.punctualtrading.com)

**EXTRACT OF STATEMENT OF UNAUDITED STANDALONE FINANCIAL RESULTS FOR THE QUARTER AND HALF YEARLY ENDED 30TH SEPTEMBER, 2025**

Particulars	[Rs. in Lacs]		
	Quarter Ended 30.09.2025	Half Year Ended 30.09.2025	Quarter Ended 30.09.2024
Total Income from Operations	-	-	-
Net Profit / (loss) for the period (before tax, Exceptional and/or Extraordinary items) ordinary activities after tax	38.73	1381.07	205.43
Net Profit / (loss) for the period before tax (after Exceptional and/or Extraordinary items)	38.73	1381.07	205.43
Net Profit / (loss) for the period after tax (after Exceptional and/or Extraordinary items)	29.44	1090.80	153.38
Total Comprehensive Income for the period [Comprising Profit/(loss) for the period (after tax) and other Comprehensive Income (after tax)]	-34.98	1142.26	112.70
Equity Share Capital	100.00	100.00	100.00
Earnings Per Share (of Rs. 10/- each)	2.94	109.08	15.34
Basic and Diluted	-	-	-
Other Equity	-	-	-

**NOTE:**  
1) The above is an extract of the detailed format of Quarterly ended 30.09.2025 financial Results filed with the Stock Exchange under Regulation 33 of the SEBI (Listing Obligations and Disclosure Requirements) Regulation, 2015 read with SEBI circular dated 5th July, 2016. The full format of the Quarterly / nine month Financial Results is available on the Stock Exchange website: BSE Limited ([www.bseindia.com](http://www.bseindia.com))  
2) The above were reviewed by the Audit Committee and approved by the Board of Directors at their respective meetings held on 16.10.2025.



For Punctual Trading Limited  
Sd/-  
Deepak P Pawar  
Director  
(DIN: 08088083)


Place : Mumbai  
Date : 16.10.2025

**DEVINSU TRADING LIMITED**  
102, Floor - 10, Plot - 220, Maker Chamber VI, Jamnalal Bajaj Marg, Nariman Point, Mumbai - 400021, Tel. No.: 022 - 4962 2754 • Email: [devinsutrading@gmail.com](mailto:devinsutrading@gmail.com)  
CIN: L51900MH1985PLC036383 • Website: [www.devinsutrading.com](http://www.devinsutrading.com)

**EXTRACT OF STATEMENT OF UNAUDITED STANDALONE FINANCIAL RESULTS FOR THE QUARTER AND HALF YEARLY ENDED 30TH SEPTEMBER, 2025**

Particulars	[Rs. in Lacs]		
	Quarter Ended 30.09.2025	Half Year Ended 30.09.2025	Quarter Ended 30.09.2024
Total Income from Operations	-	-	-
Net Profit / (loss) for the period (before tax, Exceptional and/or Extraordinary items)	25.99	54.51	24.81
Net Profit / (loss) for the period before tax (after Exceptional and/or Extraordinary items)	25.99	54.51	24.81
Net Profit / (loss) for the period after tax (after Exceptional and/or Extraordinary items)	21.55	45.08	21.64
Total Comprehensive Income for the period [Comprising Profit/(loss) for the period (after tax) and other Comprehensive Income (after tax)]	47.00	139.07	47.00
Equity Share Capital	50.00	50.00	50.00
Earnings Per Share (of Rs. 10/- each)			
(For continuing and discontinued operations)- Basic and Diluted	4.31	9.02	4.33
Other Equity excluding Revaluation Reserve	-	-	-

**NOTE:**  
1) The above is an extract of the detailed format of Quarterly ended 30.09.2025 Financial Results filed with the Stock Exchange under Regulation 33 of the SEBI (Listing Obligations and Disclosure Requirements) Regulation, 2015 read with SEBI circular dated 5th July, 2016. The full format of the Quarterly/ Year ended Financial Results is available on the Stock Exchange website: BSE Limited ([www.bseindia.com](http://www.bseindia.com)).  
2) The above were reviewed by the Audit Committee and approved by the Board of Directors at their respective meetings held on 17th October 2025.



For Devinsu Trading Limited  
Sd/-  
Rajan Sawant  
Wholesale Director  
(DIN: 08562840)

Place : Mumbai  
Date : 17th October, 2025

**PRIME SECURITIES LIMITED**  
(CIN: L67120MH1982PLC026724)  
Regd. Office : 1109/1110, Maker Chambers V, Nariman Point, Mumbai 400021  
Tel: +91-22-61842525 Fax: +91-22-24970777 Website: [www.primesec.com](http://www.primesec.com) Email: [prime@primesec.com](mailto:prime@primesec.com)


**UNAUDITED FINANCIAL RESULTS FOR THE QUARTER & HALF YEAR ENDED SEPTEMBER 30, 2025**

[ CONSOLIDATED ]						
	Quarter ended 30-Sep-25 (Unaudited)		Quarter ended 30-Jun-25 (Unaudited)	Quarter ended 30-Sep-24 (Unaudited)	Period ended 30-Sep-25 (Unaudited)	Period ended 30-Sep-24 (Unaudited)
	3,123		4,691	2,983	7,814	5,897
1. Total Income from Operations (net)	3,123		4,691	2,983	7,814	5,897
2. Net Profit / (Loss) for the Period [before Tax, Exceptional and / or Extraordinary Items]	531		1,646	1,790	2,177	3,021
3. Net Profit / (Loss) for the Period before Tax [after Exceptional and / or Extraordinary Items]	529		1,646	1,790	2,175	3,389
4. Net Profit / (Loss) for the Period after Tax [after Exceptional and / or Extraordinary Items]	1,377		1,048	1,720	2,425	2,930
5. Total Comprehensive Income for the Period [Comprising Profit / (Loss) for the Period (after tax) and Other Comprehensive Income (after tax)]	1,588		1,232	2,144	2,820	3,339
6. Equity Share Capital	1,682		1,681	1,677	1,682	1,677
7. Reserves (excluding Revaluation Reserves) as shown in Audited Balance Sheet of previous year						18,927
8. Earnings per Share (of Rs. 5/- each) (in INR) (for continuing and discontinued operations)	4.17		3.23	5.13	7.41	8.76
- Basic	4.17		3.23	5.13	7.41	8.76
- Diluted	4.06		3.15	4.98	7.21	8.49

**UNAUDITED FINANCIAL RESULTS FOR THE QUARTER & HALF YEAR ENDED SEPTEMBER 30, 2025**

[ STANDALONE ]						
	Quarter ended 30-Sep-25 (Unaudited)		Quarter ended 30-Jun-25 (Unaudited)	Quarter ended 30-Sep-24 (Unaudited)	Period ended 30-Sep-25 (Unaudited)	Period ended 30-Sep-24 (Unaudited)
	1,815 <td data-kind="ghost"></td> <td>1,602</td> <td>2,633</td> <td>3,417</td> <td>4,007</td>		1,602	2,633	3,417	4,007
1. Total Income from Operations (net)	1,815		1,602	2,633	3,417	4,007
2. Net Profit / (Loss) for the Period [before Tax, Exceptional and / or Extraordinary Items]	956		107	1,734	1,063	2,408
3. Net Profit / (Loss) for the Period before Tax [after Exceptional and / or Extraordinary Items]	956		107	1,734	1,063	2,776
4. Net Profit / (Loss) for the Period after Tax [after Exceptional and / or Extraordinary Items]	1,646		78	1,686	1,724	2,500
5. Total Comprehensive Income for the Period [Comprising Profit / (Loss) for the Period (after tax) and Other Comprehensive Income (after tax)]	1,855		273	2,105	2,128	2,908
6. Equity Share Capital	1,682		1,681	1,677	1,682	1,677
7. Reserves (excluding Revaluation Reserves) as shown in Audited Balance Sheet of previous year						16,191
8. Earnings per Share (of Rs. 5/- each) (in INR) (for continuing and discontinued operations)	4.90		0.23	5.03	5.13	7.47
- Basic	4.90		0.23	5.03	5.13	7.47
- Diluted	4.77		0.23	4.88	4.99	7.24

**Note:** The above is an extract of the detailed format of Unaudited Financial Results for the Quarter & Half year ended September 30, 2025 filed with the Stock Exchanges under Regulation 33 of the SEBI (Listing Obligations and Disclosures Requirements) Regulations, 2015. The full format of the Unaudited Financial Results for the Quarter & Half year ended September 30, 2025 are available on the websites of stock exchanges ([www.nseindia.com](http://www.nseindia.com) / [www.bseindia.com](http://www.bseindia.com)) and also on the website of the Company ([www.primesec.com](http://www.primesec.com)). The same can be accessed by scanning the QR code provided below.



For Prime Securities Limited  
Sd/-  
N. Jayakumar  
Managing Director & Group CEO

Mumbai  
October 16, 2025

**VASTU HOUSING FINANCE CORPORATION LIMITED**  
Registered Office : 203/204, "A" Wing, 2nd Floor, Navbharat Estates, Zakaria Bunder Road, Sewri (West), Mumbai 400 015.  
CIN: U65922MH2005PLC272501 | Tel:022 2419 0911 | Website: [www.vastuhfc.com](http://www.vastuhfc.com)

**EXTRACT OF AUDITED STANDALONE FINANCIAL RESULTS FOR THE QUARTER AND HALF YEAR ENDED SEPTEMBER 30, 2025**

[ ₹ in Lakh ]					
Sr. No.	Particulars	Standalone			



