

TTK Prestige LIMITED



TÜVRheinland®
CERT
ISO 9001

Corporate Office: 11th Floor, Brigade Towers, 135, Brigade Road, Bangalore – 560 025. INDIA
Phone: 91-80-22217438/39, Fax: 91-80-22277446, E-mail: ttkcorp@ttkprestige.com
www.ttkprestige.com CIN : L85110TZ1955PLC015049

October 24, 2018

National Stock Exchange "Exchange Plaza", C-1, Block G, Bandra- Kurla Complex, Bandra (E), Mumbai – 400 051. Scrip Symbol : TTKPRESTIG	BSE Limited 27th Floor, Phiroze Jeejeebhoy Towers, Dalal Street, Fort, Mumbai - 400 001. Scrip Code : 517506
--------------------------------------------------------------------------------------------------------------------------------------------------------	------------------------------------------------------------------------------------------------------------------------------

Dear Sir,

Sub: Un-audited Financial Results along with Limited Review Report for the second quarter and half year ended 30th September, 2018.

Kindly find enclosed a statement of Un-audited Financial Results along with the Limited Review Report from our Statutory Auditors of the Company for your records. The results will be published in the Press as per statutory requirements.

Thanking you,

Yours faithfully,
For TTK Prestige Limited,

K. Shankaran

K. Shankaran
Director & Whole-time Secretary
DIN: 00043205


Encl: a/a

A  Group Company

(Registered Office: Plot No.38, SIPCOT Industrial Complex, Hosur – 635 126, Tamil Nadu. INDIA)

TTK PRESTIGE LIMITED							
Corporate Office: 11th Floor, Brigade Tower, 11th Cross, 8th Stage, Bannerghatta Road, Bangalore - 560 075, Ph: 080-26627777							
Registered Office: Plot No. 38, SIPCOT Industrial Complex, Hosur - 635 126, Tamil Nadu							
Website: www.ttkprestige.com, email: investorhelp@ttkprestige.com, CIN No. L85110TZ1955PLC015049							
Statement of UnAudited Financial Results for the Quarter/Half Year Ended 30th September 2018							Rs.in Crores
Sl.No.	PARTICULARS	STANDALONE					
		Quarter Ended		Half Year Ended		Year ended	
		30.9.2018	30.6.2018	30.9.2017	30.9.2018	30.9.2017	31.03.2018
		Unaudited	Unaudited	Unaudited	Unaudited	Unaudited	Audited
I	Revenue from operations	591.04	444.60	548.61	1035.64	925.76	1848.71
	Less: Discounts	38.77	25.73	33.95	64.50	53.64	102.26
	Revenue from operations (Net of Discounts)	552.27	418.87	514.66	971.14	872.12	1746.45
II	Other Income	-	-	-	-	-	-
III	Total Income (I+II)	552.27	418.87	514.66	971.14	872.12	1746.45
IV	Expenses						
	a) Cost of Materials consumed	125.43	113.47	82.03	238.90	198.92	415.58
	b) Purchase of stock-in-Trade	176.49	128.58	141.82	305.07	272.42	609.00
	c) Changes in Inventories of Finished Goods, Work in Progress and Stock-in-Trade	17.50	(3.75)	77.90	13.75	37.61	(19.98)
	d) Employee benefits expense	40.20	37.65	32.97	77.85	64.15	142.32
	e) Finance Costs	0.66	0.31	0.49	0.97	0.94	1.74
	f) Depreciation and amortisation expense	6.50	6.25	6.18	12.75	12.38	25.14
	g) Other expenses	111.68	87.45	114.12	199.13	188.50	364.70
	Total Expenses (IV)	478.46	369.96	455.51	848.42	774.92	1538.50
V	Profit/(Loss) before Exceptional items and Tax (III- IV)	80.25	53.59	61.38	133.84	101.42	221.66
VI	Exceptional items	0.00	0.00	0.00	0.00	128.96	128.96
VII	Profit/(Loss) before tax(V-VI)	80.25	53.59	61.38	133.84	230.38	350.62
VIII	Tax Expense						
	- Current Tax	25.41	16.97	19.29	42.38	52.76	90.78
	- Deferred Tax	1.07	0.72	0.20	1.79	1.46	2.97
IX	Profit/(Loss) for the period from Continuing operations (VII - VIII)	53.77	35.90	41.89	89.67	176.16	256.87
X	Profit/(Loss) from discontinued operations	0.00	0.00	0.00	0.00	0.00	0.00
XI	Tax Expense of discontinued operations	0.00	0.00	0.00	0.00	0.00	0.00
XII	Profit /(Loss) from discontinued operations(after tax)	0.00	0.00	0.00	0.00	0.00	0.00
XIII	Profit(+)/Loss(-) for the Period (IX-XII)	53.77	35.90	41.89	89.67	176.16	256.87
XIV	Other Comprehensive Income						
	A (i) Items that will not be reclassified to Profit or Loss	0.03	(0.04)	(0.01)	(0.01)	(0.01)	0.37
	(ii) Income tax relating to items that will not be reclassified to profit or loss	(0.01)	0.01	0.00	0.00	0.00	(0.13)
	B (i) Items that will be reclassified to Profit or Loss	0.00	0.00	0.00	0.00	0.00	0.00
	(ii) Income tax relating to items that will be reclassified to profit or loss	0.00	0.00	0.00	0.00	0.00	0.00
XV	Total Comprehensive Income for the period(XIII+XIV)	53.79	35.87	41.88	89.66	176.15	257.11
XVI	Profit attributable to:						
	- Owners	53.77	35.90	41.89	89.67	176.16	256.87
	- Non controlling Interest	-	-	-	-	-	-
XVII	Other Comprehensive Income attributable to:						
	- Owners	0.02	(0.03)	(0.01)	(0.01)	(0.01)	0.24
	- Non controlling Interest	-	-	-	-	-	-
XVIII	Total Comprehensive Income attributable to:						
	- Owners	53.79	35.87	41.88	89.66	176.15	257.11
	- Non controlling Interest	-	-	-	-	-	-
XIX	Paid up Equity Share Capital (Face value Rs.10 per share)	11.56	11.56	11.56	11.56	11.56	11.56
XX	Reserves excluding Revaluation Reserves as per Balance Sheet of previous account year	-	-	-	-	-	991.94
XXI	Earnings Per Share- Rs.Ps.(for Continuing operations)-Not annualised Basic & Diluted	46.55	31.08	36.16	77.63	151.63	221.74

STATEMENT OF ASSETS AND LIABILITIES		
	(In Crores)	
Particulars	Standalone	
	As at 30 Sep 2018	31 March 2018
Assets		
Non-Current Assets		
Property, Plant and Equipment	354.72	357.33
Capital Work-in-Progress	3.21	4.33
Other Intangible assets	1.03	0.89
Non Current Financial Assets		
-Investments	110.00	110.01
Other Non-Current Assets	19.73	14.66
Total Non-Current Assets	488.69	487.22
Current Assets		
Inventories	394.54	367.18
Financial Assets		
-Investments	151.85	166.94
-Trade Receivables	316.23	242.15
-Cash and Cash Equivalents	25.53	32.06
-Bank Balances	84.00	66.33
-Others-Interest Accrued	2.44	0.80
Current Tax Assets (Net)	0.11	0.11
Other Current Assets	48.85	42.87
Total Current Assets	1,023.55	918.44
Total Assets	1,512.24	1,405.66
EQUITY AND LIABILITIES		
Equity Share Capital	11.56	11.56
Other Equity	1,041.92	994.09
Total Equity	1,053.48	1,005.65
2.Non-Current liabilities		
Provisions	1.44	5.37
Deferred Tax Liabilities (Net)	42.78	40.98
Total Non-Current Liabilities	44.22	46.35
3.Current Liabilities		
Financial Liabilities		
-Trade Payables		
-MSME Payables	69.20	42.75
-Other Payables	191.52	182.39
-Other Financial Liabilities	109.28	90.46
Other Current Liabilities	22.59	21.66
Provisions	18.92	16.40
Current Tax Liabilities (Net)	3.03	
Total Current Liabilities	414.54	353.66
Total-Equity and Liabilities	1,512.24	1,405.66




Notes:

- 1 The above results have been reviewed by the Audit Committee of the Board and were approved by the Board of Directors at its meeting held on 24th October 2018 and have been subjected to Limited Review by the Statutory Auditors
- 2 The company operates under one segment of Kitchen & Home appliances.
- 3 These Financial Results have been prepared in accordance with the Companies (Indian Accounting Standards) Rules, 2015 (Ind AS) prescribed under Sec 133 of the Companies Act, 2013
- 4 Previous year's /period's figures have been regrouped wherever necessary. Certain figures apparently do not add up because of rounding off, but are wholly accurate in themselves.
- 5 The Figure shown under "Other Comprehensive Income" includes , gains arising on account of revaluation of Investments.
- 6 The Revenue figures of Half Year are not strictly comparable with Previous year since the Previous year figures included Excise Duty.
- 7 Profit After Tax (PAT) for the 1st Half of Current Year is Rs.89.67 Crores as against Rs.68.46 Crores of previous year without considering exceptional items - A growth of 30.98 %
- 8 EPS for Half Year ended 30th September 2017, without considering exceptional items was Rs.58.92 and for full year was Rs.128.77.
- 9 The Turnover for the current quarter was affected by Floods in Kerala.
- 10 The Investors can visit the company's website www.ttkprestige.com for updated information

Date: 24th October 2018

Place: Kumbakonam




T.T.Jagannathan
Executive Chairman

TTK PRESTIGE LIMITED

Corporate Office: 11th Floor, Brigade Towers, 135, Brigade Road, Bangalore – 560 025. Ph: 91-80-22217438/39
 Registered Office: Plot No.38, SIPCOT Industrial Complex, Hosur – 635 126, TamilNadu
 Website: www.ttkprestige.com, email: investorhelp@ttkprestige.com, CIN No.L85110TZ1956PLC015049

Q2

1ST HALF



(*Ratios above are without considering Exceptional income from Monetisation of Property Development Rights of PY)

(Rs. In Crores)

Extract of Standalone Financial Results of TTK Prestige Limited for the Quarter/Half Year ended 30th September, 2018

Sl. No.	Particulars	Quarter ended			Half Year Ended		Year ended
		Unaudited 30th Sept 2018	Unaudited 30th June 2018	Unaudited 30th Sept 2017	Unaudited 30th Sept 2018	Unaudited 30th Sept 2017	Audited 31st March 2018
1	Total Income from Operations						
	Sales/Income from Operations	591.04	444.60	548.61	1,035.64	925.76	1,848.71
	Less: Discounts	38.77	25.73	33.95	64.50	53.64	102.26
	Net Sales/Income from Operations (Net of Discounts)	552.27	418.87	514.66	971.14	872.12	1,746.45
2	Net Profit / (Loss) for the period (before Tax, Exceptional and/or Extraordinary items)	80.25	53.59	61.38	133.84	101.42	221.66
	Exceptional Item					128.96	128.96
3	Net Profit / (Loss) for the period before tax (after Exceptional and/or Extraordinary items)	80.25	53.59	61.38	133.84	230.38	350.62
4	Net Profit / (Loss) for the period after tax (after Exceptional and/or Extraordinary items)	53.77	35.90	41.89	89.67	176.16	256.87
5	Total Comprehensive Income for the period [Comprising Profit / (Loss) for the period (after tax) and Other Comprehensive Income (after tax)]	53.79	35.87	41.88	89.66	176.15	257.11
6	Equity Share Capital	11.56	11.56	11.56	11.56	11.56	11.56
7	Reserves (excluding Revaluation Reserve) as shown in the Audited Balance Sheet of the previous year						991.94
8	Earnings Per Share (of Rs. 10/- each) (for continuing operations)						
	Basic and Diluted	46.55	31.08	36.16	77.63	151.63	221.74

Notes:

- The above is an extract of the detailed format of Quarterly/12 Months Audited Financial Results filed with the Stock Exchanges under Regulation 33 of the SEBI (Listing Obligations & Disclosure Requirements) Regulations, 2015. The full format of the Financial Results are available on the websites of the Stock Exchange's at www.bseindia.com and www.nseindia.com and the Company's website viz. www.ttkprestige.com
- The Unaudited Financial Statements for the period ending 30th September 2018 have been taken on record by the Board of Directors at its Meeting held on 24th October 2018. The Statutory Auditors have expressed an Unqualified Report on the above Results.
- EPS for Half Year ended 30th September 2017, without considering exceptional items was Rs.58.92 and for full year was Rs.128.77.
- The Turnover for the current quarter was affected by Floods in Kerala.
- The Revenue figures of Half Year are not strictly comparable with Previous year since the Previous year figures included Excise Duty.

Date: 24th October 2018
 Place: Kumbakonam

T. T. Jagannathan
 Executive Chairman


Independent Auditor's Review Report on review of interim standalone financial results

To the Board of Directors of TTK Prestige Limited.

We have reviewed the Standalone Unaudited Financial results of TTK Prestige Limited ("the company") for the quarter and half year ended 30th September 2018 which are included in the accompanying 'Standalone Financial Results for the quarter and half year ended 30th September 2018' ("the Statement"). The Statement has been prepared by the Company pursuant to the Regulation 33 of the SEBI (Listing obligations and Disclosure Requirements) Regulations, 2015, as modified by circular No. CIR/CFD/FAC/62/2016 dated July 5, 2016, which has been initialed by us for identification. This Statement which is the responsibility of the Company's management and approved by the Board of Directors, has been prepared in accordance with the recognition and measurement principles laid down in the Indian Accounting Standard 34 "Interim Financial Reporting" ("IndAS-34") prescribed under Section 133 of the Companies Act, 2013, read with relevant rules issued thereunder and other accounting principles generally accepted in India. Our responsibility is to issue a report on the Statement based on our review.

We conducted our review of the Statement in accordance with the Standard on Review Engagement (SRE) 2410 "Review of Interim Financial Information Performed by the Independent Auditor of the Entity" issued by the Institute of Chartered Accountants of India. This Standard requires that we plan and perform the review to obtain moderate assurance as to whether the statement is free of material misstatement. A review is limited primarily to inquiries of company personnel and analytical procedures applied to financial data and thus provides less assurance than an audit. We have not performed an audit and accordingly, we do not express an audit opinion.

Based on our review conducted as above, nothing has come to our attention that causes us to believe that the accompanying Statement prepared in accordance with the aforesaid Indian Accounting Standards and other accounting principles generally accepted in India, has not disclosed the information required to be disclosed in



PKF SRIDHAR & SANTHANAM LLP

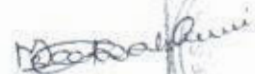
Chartered Accountants

terms of Regulation 33 of the SEBI (Listing obligations and Disclosure Requirements) Regulations, 2015, as modified by circular No.CIR/CFD/FAC/62/2016 dated July 5, 2016, including the manner in which it is to be disclosed, or that it contains any material misstatement.

For PKF Sridhar & Santhanam LLP

Chartered Accountants

Firm's Registration No.003990S/S200018



Seethalakshmi M

Partner

Membership No.208545

Place: Kumbakonam

Date: 24/10/18