



Ref : SD:184/185/11/12:2025-26

25.07.2025

The Vice President BSE Ltd. Phiroze Jeejeebhoy Towers Dalal Street Mumbai - 400 001 Scrip Code: 532483	The Vice President Listing Department National Stock Exchange of India Ltd Exchange Plaza Bandra-Kurla Complex, Bandra [E] Mumbai - 400 051 Scrip Code: CANBK
--	---

Dear Sir/Madam,

Sub: Unaudited (Reviewed) Financial Results (Standalone & Consolidated) for the First Quarter/ Three Months ended 30.06.2025 - Newspaper Publication.

Ref: Our letter no. SD:173/174/11/12:2025-26 dated 24.07.2025

Pursuant to Regulation 47 of SEBI (LODR) Regulations, 2015, the Unaudited (Reviewed) Financial Results (Standalone and Consolidated) of the Bank for the First Quarter/Three Months ended 30.06.2025, approved by the Board of Directors of the Bank in its meeting held on 24.07.2025 are published in Newspapers on 25.07.2025 (copies enclosed herewith).

This is for your information and records.

Yours faithfully,

Santosh Kumar Barik
Company secretary

सचिवीय विभाग
प्रधान कार्यालय
112, जे सी रोड, बेंगलूरु - 560002
E-Mail - hosecretarial@canarabank.com

Secretarial Department
Head Office
112 J C Road, Bengaluru - 560002
www.canarabank.com

F +91 80 22248831
T +91 80 22100250



A Legacy of Trust, Togetherness, Transformation



केनरा बैंक भारत सरकार का उपक्रम

Canara Bank A Government of India Undertaking Together We Can

UNAUDITED (REVIEWED) FINANCIAL RESULTS (STANDALONE & CONSOLIDATED) FOR THE QUARTER ENDED 30th JUNE 2025 (₹ in Crore)

- Global Business** ₹25,63,984 Cr. Up by 14.88%
- Gross Advances** ₹10,96,329 Cr. Up by 12.45%
- Global Deposits** ₹14,67,655 Cr. Up by 8.52%
- RAM Credit** ₹6,30,900 Cr. Up by 14.95%
- Retail Credit** ₹2,35,418 Cr. Up by 12.52%
- Operating Profit** ₹8,554 Cr. Up by 12.22%
- Net Profit** ₹4,752 Cr. Up by 11.85%
- Return on Assets** 1.14% Up by 8 bps
- PCR** 93.17% Up by 200 bps
- ROA** 12.29% Up by 24 bps
- Gross NPA** 2.69% Down by 145 bps
- Net NPA** 0.63% Down by 81 bps
- Credit Cost** 0.72% Down by 18 bps
- Slippage Ratio** 0.80% Down by 52 bps

Sl. No.	Particulars	STANDALONE				CONSOLIDATED			
		Quarter Ended		Year Ended		Quarter Ended		Year Ended	
		30.06.2025 (Unaudited)	31.03.2025 (Audited)	30.06.2024 (Unaudited)	31.03.2025 (Audited)	30.06.2025 (Unaudited)	31.03.2025 (Audited)	30.06.2024 (Unaudited)	31.03.2025 (Audited)
1	Total Income from Operations (net)	38063.31	37352.80	34020.23	142207.87	41441.51	40256.19	36965.75	152657.89
2	Net Profit / (Loss) for the period (before Tax, Exceptional and / or Extraordinary items)	6202.03	6451.96	5333.8	22626.67	6500.12	6548.67	5512.32	23228.65
3	Net Profit / (Loss) for the period before tax (after Exceptional and / or Extraordinary items)	6202.03	6451.96	5333.8	22626.67	4667.09	6548.67	5512.32	23228.65
4	Net Profit / (Loss) for the period after tax (after Exceptional and / or Extraordinary items)	4752.03	5002.66	3905.28	17026.67	3194.95	5070.19	4067.51	17539.62
5	Total Comprehensive Income for the period (Comprising Profit / (Loss) for the period (after tax) and Other Comprehensive Income (after tax))	Refer Note 2	Refer Note 2	Refer Note 2	Refer Note 2	Refer Note 2	Refer Note 2	Refer Note 2	Refer Note 2
6	Paid-up Equity Share Capital	1814.13	1814.13	1814.13	1814.13	1814.13	1814.13	1814.13	1814.13
7	Reserves (excluding Revaluation Reserve)				91636.14				97152.60
8	Securities Premium Account	13919.01	13919.01	13919.01	13919.01	13983.85	13983.85	13983.85	13983.85
9	Networth	92822.53	86241.41	78266.24	88241.41	99627.50	93661.92	83535.13	93661.92
10	Paid-up Debt Capital / Outstanding Debt	52989.10	52989.10	41639.10	52989.10				
11	Outstanding Redeemable Preference Shares	-	-	-	-				
12	Debt Equity Ratio	0.60	0.59	0.49	0.59				
13	Earnings Per Share (of ₹2/- each) (For continuing and discontinued operations)								
	1. Basic:	5.24	5.52	4.31	18.77	3.52	5.59	4.48	19.34
	2. Diluted:	5.24	5.52	4.31	18.77	3.52	5.59	4.48	19.34
14	Capital Redemption Reserve	-	-	-	-	-	-	-	-
15	Debenture Redemption Reserve	-	-	-	-	-	-	-	-
16	Debt Service Coverage Ratio	Not Applicable	Not Applicable	Not Applicable	Not Applicable	Not Applicable	Not Applicable	Not Applicable	Not Applicable
17	Interest Service Coverage Ratio	Not Applicable	Not Applicable	Not Applicable	Not Applicable	Not Applicable	Not Applicable	Not Applicable	Not Applicable

Notes:

- The above is an extract of the detailed format of Quarterly/Yearly Financial Results filed with the Stock Exchanges under Regulation 33 and Regulation 52 of the SEBI (Listing Obligations and Disclosure Requirements) Regulations, 2015. The full format of the Quarterly/Yearly Financial Results are available on the Stock Exchange websites (BSE: www.bseindia.com and NSE: www.nseindia.com) and Bank's website (www.canarabank.com)
- Information relating to Total Comprehensive Income and Other Comprehensive Income is not furnished as Ind AS is not yet made applicable to the Bank.

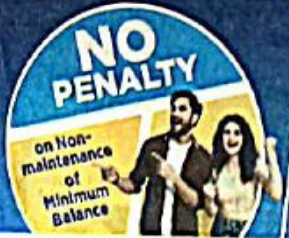


Place : Bengaluru S K MAJUMDAR Executive Director BHAVENDRA KUMAR Executive Director HARDEEP SINGH AHLUWALIA Executive Director K SATYANARAYANA RAJU MD & CEO

ECONOMIC TIMES | BANGALURU | FRIDAY | 25 JULY 2025 | WWW.ECONOMICTIMES.COM



120
Years of Trust
A Legacy of
Trust, Togetherness,
Transformation



केनरा बैंक Canara Bank
भारत सरकार का उपक्रम
A Government of India Undertaking
Together We Can

UNAUDITED (REVIEWED) FINANCIAL RESULTS (STANDALONE & CONSOLIDATED) FOR THE QUARTER ENDED 30th JUNE, 2025 (₹ In Crores)

Sl. No.	Particulars	STANDALONE				CONSOLIDATED			
		Quarter Ended		Year Ended		Quarter Ended		Year Ended	
		30.06.2025 (Unaudited)	31.03.2025 (Audited)	30.06.2024 (Unaudited)	31.03.2025 (Audited)	30.06.2025 (Unaudited)	31.03.2025 (Audited)	30.06.2024 (Unaudited)	31.03.2025 (Audited)
1	Total Income from Operations (net)	38063.31	37352.80	34020.23	142207.87	41441.51	40256.19	36965.75	152657.89
2	Net Profit / (Loss) for the period (before Tax, Exceptional and / or Extraordinary items)	6202.03	6451.96	5333.8	22626.67	6500.12	6548.67	5512.32	23228.65
3	Net Profit / (Loss) for the period before tax (after Exceptional and for Extraordinary items)	6202.03	6451.96	5333.8	22626.67	4667.09	6548.67	5512.32	23228.65
4	Net Profit / (Loss) for the period after tax (after Exceptional and / or Extraordinary items)	4752.03	5002.66	3905.28	17026.67	3194.95	5070.19	4067.51	17539.62
5	Total Comprehensive Income for the period [Comprising Profit / (Loss) for the period (after tax) and Other Comprehensive Income (after tax)]	Refer Note 2	Refer Note 2	Refer Note 2	Refer Note 2	Refer Note 2	Refer Note 2	Refer Note 2	Refer Note 2
6	Paid-up Equity Share Capital	1814.13	1814.13	1814.13	1814.13	1814.13	1814.13	1814.13	1814.13
7	Reserves (excluding Revaluation Reserve)				91636.14				97152.80
8	Securities Premium Account	13919.01	13919.01	13919.01	13919.01	13983.85	13983.85	13983.85	13983.85
9	Networth	92822.53	88241.41	78266.24	88241.41	99627.50	93661.92	83535.13	93661.92
10	Paid-up Debt Capital / Outstanding Debt	52989.10	52989.10	41639.10	52989.10				
11	Outstanding Redeemable Preference Shares	-	-	-	-				
12	Debt Equity Ratio	0.60	0.59	0.49	0.59				
13	Earnings Per Share (of ₹2/- each) (For continuing and discontinued operations)								
	1. Basic:	5.24	5.52	4.31	18.77	3.52	5.59	4.48	19.24
	2. Diluted:	5.24	5.52	4.31	18.77	3.52	5.59	4.48	19.24
14	Capital Redemption Reserve	-	-	-	-	-	-	-	-
15	Debt Redemption Reserve	-	-	-	-	-	-	-	-
16	Debt Service Coverage Ratio	Not Applicable	Not Applicable	Not Applicable	Not Applicable	Not Applicable	Not Applicable	Not Applicable	Not Applicable
17	Interest Service Coverage Ratio	Not Applicable	Not Applicable	Not Applicable	Not Applicable	Not Applicable	Not Applicable	Not Applicable	Not Applicable


Notes:
1. The above is an extract of the detailed format of Quarterly / Yearly Financial Results filed with the Stock Exchanges under Regulation 33 and Regulation 52 of the SEBI (Listing Obligations

- Global Business**
₹25,63,984 Cr.
Up by 13.98%
- Gross Advances**
₹10,96,329 Cr.
Up by 12.47%
- Global Deposits**
₹14,67,655 Cr.
Up by 9.17%
- RAM Credit**
₹6,30,900 Cr.
Up by 14.90%
- Retail Credit**
₹2,35,418 Cr.
Up by 33.82%
- Operating Profit**
₹8,554 Cr.
Up by 12.32%
- Net Profit**
₹4,752 Cr.
Up by 21.88%
- Return on Assets**
1.14%
Up by 8 bps
- PCR**
93.17%
Up by 101 bps
- CET-1**
12.29%
Up by 24 bps
- Gross NPA**
2.69%
Down by 145 bps
- Net NPA**
0.63%
Down by 61 bps
- Credit Cost**

WWW.FINANCIALEXPRESS.COM
FINANCIAL EXPRESS

FRIDAY, JULY 25, 2025
NIES 3

120
A Legacy of
**Trust, Togetherness,
Transformation**



केनरा बैंक Canara Bank
भारत सरकार का उपक्रम A Government of India Undertaking
Together We Can

UNAUDITED (REVIEWED) FINANCIAL RESULTS (STANDALONE & CONSOLIDATED) FOR THE QUARTER ENDED 30th JUNE, 2025

(₹ In Crore)

Sl. No.	Particulars	STANDALONE				CONSOLIDATED			
		Quarter Ended		Year Ended		Quarter Ended		Year Ended	
		30.06.2025 (Unaudited)	31.03.2025 (Audited)	30.06.2024 (Unaudited)	31.03.2025 (Audited)	30.06.2025 (Unaudited)	31.03.2025 (Audited)	30.06.2024 (Unaudited)	31.03.2025 (Audited)
1	Total Income from Operations (net)	38063.31	37352.80	34020.73	142207.87	41441.51	40256.19	36905.75	152657.89
2	Net Profit / (Loss) for the period (before Tax, Exceptional and / or Extraordinary Items)	6202.03	6451.96	5333.8	22626.67	6500.12	6548.67	5512.32	23228.65
3	Net Profit / (Loss) for the period before tax (after Exceptional and / or Extraordinary items)	6202.03	6451.96	5333.8	22626.67	4667.09	6548.67	5512.32	23228.65
4	Net Profit / (Loss) for the period after tax (after Exceptional and / or Extraordinary items)	4752.03	5002.66	3905.28	17026.67	3194.95	5070.19	4067.51	17539.62
5	Total Comprehensive Income for the period (Comprising Profit / (Loss) for the period (after tax) and Other Comprehensive Income [after tax])	Refer Note 2	Refer Note 2	Refer Note 2	Refer Note 2	Refer Note 2	Refer Note 2	Refer Note 2	Refer Note 2
6	Paid-up Equity Share Capital	1814.13	1814.13	1814.13	1814.13	1814.13	1814.13	1814.13	1814.13
7	Reserves (excluding Revaluation Reserve)				91635.14				97162.80
8	Securities Premium Account	13919.01	13919.01	13919.01	13919.01	13983.85	13983.85	13983.85	13983.85
9	Networth	92822.53	88241.41	78266.24	88241.41	99627.50	93661.92	83535.13	93661.92
10	Paid-up Debt Capital / Outstanding Debt	52989.10	52989.10	41639.10	52989.10				
11	Outstanding Redeemable Preference Shares								
12	Debt Equity Ratio	0.60	0.59	0.49	0.59				
13	Earnings Per Share (of ₹2/- each) (For continuing and discontinued operations)								
	1. Basic:	5.24	5.52	4.31	18.77	3.52	5.59	4.48	19.34
	2. Diluted:	5.24	5.52	4.31	18.77	3.52	5.59	4.48	19.34
14	Capital Redemption Reserve								
15	Debt Redemption Reserve								
16	Debt Service Coverage Ratio	Not Applicable	Not Applicable	Not Applicable	Not Applicable	Not Applicable	Not Applicable	Not Applicable	Not Applicable
17	Interest Service Coverage Ratio	Not Applicable	Not Applicable	Not Applicable	Not Applicable	Not Applicable	Not Applicable	Not Applicable	Not Applicable

Notes:

1. The above is an extract of the detailed format of Quarterly / Yearly Financial Results filed with the Stock Exchanges under Regulation 33 and Regulation 52 of the SEBI (Listing Obligations and Disclosure Requirements) Regulations, 2015. The full format of the Quarterly / Yearly Financial Results are available on the Stock Exchange websites (BSE: www.bseindia.com and NSE: www.nseindia.com) and Bank's website (www.canarabank.com)

2. Information relating to Total Comprehensive Income and Other Comprehensive Income is not furnished as Ind AS is not yet made applicable to the Bank.



Scan for Detailed

- Global Business**
₹25,63,984 Cr.
Up by 10.05%
- Gross Advances**
₹10,96,329 Cr.
Up by 12.42%
- Global Deposits**
₹14,67,655 Cr.
Up by 9.92%
- RAM Credit**
₹6,30,900 Cr.
Up by 14.90%
- Retail Credit**
₹2,35,418 Cr.
Up by 33.02%
- Operating Profit**
₹8,554 Cr.
Up by 12.32%
- Net Profit**
₹4,752 Cr.
Up by 21.90%
- Return on Assets**
1.14%
Up by 9 Bps
- PCR**
93.17%
Up by 293 Bps
- CET-1**
12.29%
Up by 24 Bps
- Gross NPA**
2.69%
Down by 143 Bps
- Net NPA**
0.63%
Down by 61 Bps
- Credit Cost**
0.72%
Down by 18 Bps
- Slippage Ratio**
0.80%
Down by 52 Bps

Y-o-Y

Place : Bengaluru
Date : 24.07.2025

S K MAJUMDAR
Executive Director

BHAVENDRA KUMAR
Executive Director

HARDEEP SINGH AHLUWALIA
Executive Director

K SATYANARAYANA RAJU

businessline
FROM JULY 25, 2025

india.ulk.fta . bi .



A Legacy of
**Trust, Togetherness,
Transformation**



केनरा बैंक Canara Bank
भारत सरकार का उपक्रम A Government of India Undertaking

Together We Can

UNAUDITED (REVIEWED) FINANCIAL RESULTS (STANDALONE & CONSOLIDATED) FOR THE QUARTER ENDED 30th JUNE, 2025 (₹ in Crore)

Sl. No.	Particulars	STANDALONE				CONSOLIDATED			
		Quarter Ended		Year Ended		Quarter Ended		Year Ended	
		30.06.2025 (Unaudited)	31.03.2025 (Audited)	30.06.2024 (Unaudited)	31.03.2025 (Audited)	30.06.2025 (Unaudited)	31.03.2025 (Audited)	30.06.2024 (Unaudited)	31.03.2025 (Audited)
1	Total Income from Operations (net)	38063.31	37352.80	34020.23	142207.87	41441.51	40256.19	36965.75	152657.89
2	Net Profit / (Loss) for the period (before Tax, Exceptional and / or Extraordinary items)	6202.03	6451.96	5333.8	22626.67	6500.12	6548.67	5512.32	23228.65
3	Net Profit / (Loss) for the period before tax (after Exceptional and / or Extraordinary items)	6202.03	6451.96	5333.8	22626.67	4667.09	6548.67	5512.32	23228.65
4	Net Profit / (Loss) for the period after tax (after Exceptional and / or Extraordinary items)	4752.03	5002.66	3905.28	17026.67	3194.95	5070.19	4067.51	17539.62
5	Total Comprehensive Income for the period (Comprising Profit / (Loss) for the period (after tax) and Other Comprehensive Income (after tax))	Refer Note 2	Refer Note 2	Refer Note 2	Refer Note 2	Refer Note 2	Refer Note 2	Refer Note 2	Refer Note 2
6	Paid-up Equity Share Capital	1814.13	1814.13	1814.13	1814.13	1814.13	1814.13	1814.13	1814.13
7	Reserves (excluding Revaluation Reserve)				91636.14				97152.80
8	Securities Premium Account	13919.01	13919.01	13919.01	13919.01	13983.85	13983.85	13983.85	13983.85
9	Networth	92822.53	88241.41	78265.24	88241.41	99627.50	93661.92	83535.13	93661.92
10	Paid-up Debt Capital / Outstanding Debt	52989.10	52989.10	41639.10	52989.10				
11	Outstanding Redeemable Preference Shares	-	-	-	-				
12	Debt Equity Ratio	0.60	0.59	0.49	0.59				
13	Earnings Per Share (of ₹2/- each) (For continuing and discontinued operations)								
	1. Basic:	5.24	5.52	4.31	18.77	3.52	5.59	4.48	19.34
	2. Diluted:	5.24	5.52	4.31	18.77	3.52	5.59	4.48	19.34
14	Capital Redemption Reserve	-	-	-	-	-	-	-	-
15	Debt Redemption Reserve	-	-	-	-	-	-	-	-
16	Debt Service Coverage Ratio	Not Applicable	Not Applicable	Not Applicable	Not Applicable	Not Applicable	Not Applicable	Not Applicable	Not Applicable
17	Interest Service Coverage Ratio	Not Applicable	Not Applicable	Not Applicable	Not Applicable	Not Applicable	Not Applicable	Not Applicable	Not Applicable

Notes:
1. The above is an extract of the detailed format of Quarterly / Yearly Financial Results filed with the Stock Exchanges under Regulation 33 and Regulation 52 of the SEBI (Listing Obligations and Disclosure Requirements) Regulations, 2015. The full format of the Quarterly / Yearly Financial Results are available on the Stock Exchange websites (BSE: www.bseindia.com and NSE: www.nseindia.com) and Bank's website (www.canarabank.com)
2. Information relating to Total Comprehensive Income and Other Comprehensive Income is not furnished as IndAS is not yet made applicable to the Bank.



- Global Business**
₹25,63,984 Cr.
Up by 10.8%
- Gross Advances**
₹10,96,329 Cr.
Up by 12.4%
- Global Deposits**
₹14,67,655 Cr.
Up by 9.9%
- RAM Credit**
₹ 6,30,900 Cr.
Up by 14.9%
- Retail Credit**
₹2,35,418 Cr.
Up by 33.9%
- Operating Profit**
₹8,554 Cr.
Up by 12.2%
- Net Profit**
₹4,752 Cr.
Up by 21.6%
- Return on Assets**
1.14%
Up by 8 bps
- PCR**
93.17%
Up by 265 bps
- CET-1**
12.29%
Up by 24 bps
- Gross NPA**
2.69%
Down by 143 bps
- Net NPA**
0.63%
Down by 81 bps
- Credit Cost**
0.72%
Down by 18 bps
- Slippage Ratio**
0.80%
Down by 52 bps

Place : Bengaluru S K MAJUMDAR Executive Director BHAVENDRA KUMAR Executive Director HARDEEP SINGH AHLUWALIA Executive Director K SATYANARAYANA RAJU MD & CEO

Date : 24.07.2025

BENGALURU | FRIDAY, 25 JULY 2025 Business Standard

Page 1

Y-o-Y

Scan for Detailed Financial Results



A Legacy of
**Trust, Togetherness,
Transformation**



NO PENALTY
on Non-maintenance of Minimum Balance

केनरा बैंक Canara Bank

भारत-सर्वकार का उपक्रम A Government of India Undertaking

Together We Can



18 FRIDAY, 25 JULY 2025 BENGALURU

- Global Business**
₹25,63,984 Cr.
Up by 10.93%
- Gross Advances**
₹10,96,329 Cr.
Up by 12.42%
- Global Deposits**
₹14,67,655 Cr.
Up by 9.92%
- RAM Credit**
₹6,30,900 Cr.
Up by 14.95%
- Retail Credit**
₹2,35,418 Cr.
Up by 33.92%
- Operating Profit**
₹8,554 Cr.
Up by 12.32%
- Net Profit**
₹4,752 Cr.
Up by 21.95%
- Return on Assets**
1.14%
Up by 9 bps
- PCR**
93.17%
Up by 295 bps
- CET-1**
12.29%
Up by 24 bps
- Gross NPA**
2.69%
Down by 145 bps
- Net NPA**
0.63%
Down by 81 bps
- Credit Cost**
0.72%
Down by 18 bps
- Slippage Ratio**
0.80%
Down by 52 bps

UNAUDITED (REVIEWED) FINANCIAL RESULTS (STANDALONE & CONSOLIDATED) FOR THE QUARTER ENDED 30th JUNE, 2025 (₹ in Crore)

Sl. No.	Particulars	STANDALONE				CONSOLIDATED			
		Quarter Ended		Year Ended		Quarter Ended		Year Ended	
		30.06.2025 (Unaudited)	31.03.2025 (Audited)	30.06.2024 (Unaudited)	31.03.2025 (Audited)	30.06.2025 (Unaudited)	31.03.2025 (Audited)	30.06.2024 (Unaudited)	31.03.2025 (Audited)
1	Total Income from Operations (net)	38053.31	37352.80	34020.23	142207.87	41441.51	40256.19	35965.75	152657.89
2	Net Profit / (Loss) for the period (before Tax, Exceptional and / or Extraordinary items)	6202.03	6451.96	5333.8	22626.67	6500.12	6548.67	5512.32	23228.65
3	Net Profit / (Loss) for the period before tax (after Exceptional and / or Extraordinary items)	6202.03	6451.96	5333.8	22626.67	4657.09	6548.67	5512.32	23228.65
4	Net Profit / (Loss) for the period after tax (after Exceptional and / or Extraordinary items)	4752.03	5002.66	3905.28	17026.67	3194.95	5070.19	4067.51	17539.62
5	Total Comprehensive Income for the period [Comprising Profit / (Loss) for the period (after tax) and Other Comprehensive Income (after tax)]	Refer Note 2	Refer Note 2	Refer Note 2	Refer Note 2	Refer Note 2	Refer Note 2	Refer Note 2	Refer Note 2
6	Paid-up Equity Share Capital	1814.13	1814.13	1814.13	1814.13	1814.13	1814.13	1814.13	1814.13
7	Reserves (excluding Revaluation Reserve)				91635.14				97152.80
8	Securities Premium Account	13919.01	13919.01	13919.01	13919.01	13983.85	13983.85	13983.85	13983.85
9	Networth	92822.53	88241.41	78266.24	88241.41	99627.50	93661.92	83535.13	93661.92
10	Paid-up Debt Capital / Outstanding Debt	52989.10	52989.10	41639.10	52989.10				
11	Outstanding Redeemable Preference Shares	-	-	-	-				
12	Debt Equity Ratio	0.60	0.59	0.49	0.59				
13	Earnings Per Share (of ₹2/- each) (For continuing and discontinued operations)								
	1. Basic:	5.24	5.52	4.31	18.77	3.52	5.59	4.48	19.34
	2. Diluted:	5.24	5.52	4.31	18.77	3.52	5.59	4.48	19.34
14	Capital Redemption Reserve	-	-	-	-	-	-	-	-
15	Debt Redemption Reserve	-	-	-	-	-	-	-	-
16	Debt Service Coverage Ratio	Not Applicable	Not Applicable	Not Applicable	Not Applicable	Not Applicable	Not Applicable	Not Applicable	Not Applicable
17	Interest Service Coverage Ratio	Not Applicable	Not Applicable	Not Applicable	Not Applicable	Not Applicable	Not Applicable	Not Applicable	Not Applicable

Notes:

- The above is an extract of the detailed format of Quarterly / Yearly Financial Results filed with the Stock Exchanges under Regulation 33 and Regulation 52 of the SEBI (Listing Obligations and Disclosure Requirements) Regulations, 2015. The full format of the Quarterly / Yearly Financial Results are available on the Stock Exchange websites (BSE: www.bseindia.com and NSE: www.nseindia.com) and Bank's website (www.canarabank.com)
- Information relating to Total Comprehensive Income and Other Comprehensive Income is not furnished as IndAS is not yet made applicable to the Bank.



Place : Bengaluru S K MAJUMDAR BHAVENDRA KUMAR HARDEEP SINGH AHLUWALIA K SATYANARAYANA RAJU
 Date : 24.07.2025 Executive Director Executive Director Executive Director MD & CEO



अमर उजाला

आगरा
गुजरात, 25 जुलाई 2025
आगरा संस्करण
पृष्ठान संख्या-2063



www.amarujala.com

अमेरिका प्रायोगिकी कंपनियों के भारतीयों को काम देने के दिन लंबा गए...9



उत्तर प्रदेश

बैंक कर्ज फर्जीवाड़े में अनिल अंबानी समूह की कंपनियों पर छापे

ईडी ने 50 कंपनियों व 25 लोगों से जुड़े 35 परिसरों को खंगाला, छापों में दस्तावेज व कंप्यूटर में रिकॉर्ड डाटा किए जब्त

आगरा इजलास कार्यालय, आगरा

नई दिल्ली: प्रमुख निदेशिका (ईडी) ने 50 कंपनियों व 25 लोगों से जुड़े 35 परिसरों को खंगाला, छापों में दस्तावेज व कंप्यूटर में रिकॉर्ड डाटा किए जब्त। ईडी की एक टीम ने आगरा में एक बड़े पैमाने पर छापे का अभियान चलाया।

3,000 करोड़ रुपये के कर्ज में गड़बड़ी का है मामला

ईडी की एक टीम ने आगरा में एक बड़े पैमाने पर छापे का अभियान चलाया। ईडी की एक टीम ने आगरा में एक बड़े पैमाने पर छापे का अभियान चलाया।

बैंक कर्ज फर्जीवाड़े में अनिल अंबानी समूह की कंपनियों पर छापे

ईडी की एक टीम ने आगरा में एक बड़े पैमाने पर छापे का अभियान चलाया। ईडी की एक टीम ने आगरा में एक बड़े पैमाने पर छापे का अभियान चलाया।




गुजरात की सोची-समझी साजिश

ईडी की एक टीम ने आगरा में एक बड़े पैमाने पर छापे का अभियान चलाया। ईडी की एक टीम ने आगरा में एक बड़े पैमाने पर छापे का अभियान चलाया।

जनता के लिए नौकरी छोड़कर आए पेशाना बदरत नहीं करेंगे : शर्मा

कांग्रेस, निम्न के त्वापरवह अधिकारियों पर होगी कार्रवाई

कांग्रेस नेता शर्मा ने कहा कि जनता के लिए नौकरी छोड़कर आए पेशाना बदरत नहीं करेंगे।



गैंगवटर्स से बेरहमी से निपटा जाना चाहिए : सुप्रीम कोर्ट

सुप्रीम कोर्ट ने गैंगवटर्स से बेरहमी से निपटा जाना चाहिए।

120

विश्वास, एकजुटता एवं सतत रूपान्तरण की गौरवशाली परंपरा।

30 जून 2025 को समाप्त तिमाही के लिए अंतःसालाहिक (समीक्षित) वित्तीय परिचय (दृष्टिकोण व संश्लेषित)

क्र.सं.	विवरण	समाप्त तिमाही 30.06.2025 (अनुमानित)	समाप्त तिमाही 30.06.2024 (अनुमानित)	समाप्त तिमाही 31.03.2025 (अनुमानित)	समाप्त तिमाही 31.03.2024 (अनुमानित)	समाप्त तिमाही 30.06.2024 (अनुमानित)	समाप्त तिमाही 31.03.2025 (अनुमानित)
1	निष्पत्ति का कुल लाभ (सिवाय)	38063.31	37352.80	34020.23	342207.87	41441.51	40256.10
2	अप्रत्याशित लाभ (सिवाय) (कार्य में हुए अप्रत्याशित और/वा अप्रत्याशित हानि)	6202.03	6451.96	5333.8	22626.67	6500.12	6548.67
3	अप्रत्याशित हानि (सिवाय) (अप्रत्याशित और/वा अप्रत्याशित लाभ)	6202.03	6451.96	5333.8	22626.67	4667.09	6548.67
4	अप्रत्याशित लाभ (सिवाय) (अप्रत्याशित और/वा अप्रत्याशित हानि)	4752.03	5002.66	3905.28	17926.67	3194.95	5070.39
5	अप्रत्याशित हानि (सिवाय) (अप्रत्याशित और/वा अप्रत्याशित लाभ)	नोट 2 देखें	नोट 2 देखें	नोट 2 देखें	नोट 2 देखें	नोट 2 देखें	नोट 2 देखें
6	प्रदान की गई राशि	1814.13	1814.13	1814.13	1814.13	1814.13	1814.13
7	अप्रत्याशित हानि (सिवाय) (अप्रत्याशित और/वा अप्रत्याशित लाभ)	13919.03	13919.03	13919.03	91636.14	13963.85	13963.85
8	अप्रत्याशित लाभ (सिवाय) (अप्रत्याशित और/वा अप्रत्याशित हानि)	92822.53	88247.41	78246.24	48241.41	99627.50	93661.92
9	प्रदान की गई राशि	52989.10	52989.10	41639.10	52989.10		
10	अप्रत्याशित हानि (सिवाय) (अप्रत्याशित और/वा अप्रत्याशित लाभ)	0.60	0.59	0.49	0.59		
11	अप्रत्याशित लाभ (सिवाय) (अप्रत्याशित और/वा अप्रत्याशित हानि)	5.24	5.52	4.31	18.77	3.52	5.59
12	अप्रत्याशित हानि (सिवाय) (अप्रत्याशित और/वा अप्रत्याशित लाभ)	9.24	5.52	4.31	18.77	3.52	5.59
13	अप्रत्याशित लाभ (सिवाय) (अप्रत्याशित और/वा अप्रत्याशित हानि)	2.69					
14	अप्रत्याशित हानि (सिवाय) (अप्रत्याशित और/वा अप्रत्याशित लाभ)	0.63					
15	अप्रत्याशित लाभ (सिवाय) (अप्रत्याशित और/वा अप्रत्याशित हानि)	0.72					
16	अप्रत्याशित हानि (सिवाय) (अप्रत्याशित और/वा अप्रत्याशित लाभ)	0.80					

केनरा बैंक Canara Bank

भारत सरकार का उपग्रह

A Government of India Undertaking

Together We Can

30 जून 2025 को समाप्त तिमाही के लिए अंतःसालाहिक (समीक्षित) वित्तीय परिचय (दृष्टिकोण व संश्लेषित)

2024 में 2.06 लाख भारतीयों ने छोड़ी नागरिकता

नई दिल्ली: 2024 में 2,06,328 भारतीयों ने नागरिकता छोड़ दी।

वायुसेना पांचवीं पीढ़ी के लड़ाकू विमानों के 2-3 स्क्वाड्रन खरीदेगी

उत्तरी व पश्चिमी सीमा पर क्षमता बढ़ाने की कवायद

MARUTI SUZUKI ARENA

पेश है **WAGONR** WALTZ EDITION

₹60,000 तक की एक्सेसरीज सुमत

ईमार्गआई सिर्फ ₹3 999* से शुरू

1800-1030

www.canarabank.com

1800-102-1800



ವಿಶ್ವಾಸ, ಸಮಭಾವನೆ ಮತ್ತು ಬದಲಾವಣೆಯ ಶ್ರೇಷ್ಠ ಪರಂಪರೆ.



ಕೆನರಾ ಬ್ಯಾಂಕ್ Canara Bank

A Government of India Undertaking

Together We Can

ದಿನಾಂಕ 30^{ನೇ} ಜುಲೈ 2025 ರ್ ಅಂತ್ಯಗೊಂಡ ತ್ರೈಮಾಸಿಕ ಅಭಿರೀಕ್ಷಣಾಧಿ (ಪರಿಶೀಲಿಸಲಾದ) (ಸ್ವತಂತ್ರ ಮತ್ತು ಪ್ರೋಧೀಕರಿಸಿದ) ಹಣಕಾಸು ಪರಿವಾರಗಳ (₹ ಕೋಟಿಗಳಲ್ಲಿ)

ಕ್ರ. ಸಂ.	ವಿವರಗಳು	ಪ್ರಸ್ತುತ				ಪೋಷಿಸಿದ			
		ತ್ರಿಮಾಸಿಕಾಂತ್ಯಕ್ಕೆ		ವಾರ್ಷಿಕಾಂತ್ಯಕ್ಕೆ		ತ್ರಿಮಾಸಿಕಾಂತ್ಯಕ್ಕೆ		ವಾರ್ಷಿಕಾಂತ್ಯಕ್ಕೆ	
		30.06.2025 (ಅಭಿರೀಕ್ಷಣಾಧಿ)	31.03.2025 (ಪರಿಶೀಲಿಸಿದ)	30.06.2024 (ಅಭಿರೀಕ್ಷಣಾಧಿ)	31.03.2025 (ಪರಿಶೀಲಿಸಿದ)	30.06.2025 (ಅಭಿರೀಕ್ಷಣಾಧಿ)	31.03.2025 (ಪರಿಶೀಲಿಸಿದ)	30.06.2024 (ಅಭಿರೀಕ್ಷಣಾಧಿ)	31.03.2025 (ಪರಿಶೀಲಿಸಿದ)
1	ಕಾರ್ಯ ನಿರ್ವಹಣೆಗಿಂತ ಒಟ್ಟು ಆದಾಯ (ನಿವ್ವಳ)	38063.31	37352.80	34020.23	142207.87	41441.51	40256.19	36965.75	152657.89
2	ನಿವ್ವಳ ಲಾಭ / (ನಷ್ಟ) ಅವರಿಗೆ (ಕೆರಿಗೂ ಮತ್ತು / ಅಥವಾ ಅನಾರೋಧ ಬಾಬುಗಳು)	6202.03	6451.96	5333.8	22626.67	6500.12	6548.67	5512.32	23228.65
3	ನಿವ್ವಳ ಲಾಭ / (ನಷ್ಟ) ಕೆರಿಗೆ ಅವರಿಗೂ ಮತ್ತು / ಅಥವಾ ಅನಾರೋಧ ಬಾಬುಗಳ ನಂತರ	6202.03	6451.96	5333.8	22626.67	4667.09	6548.67	5512.32	23228.65
4	ನಿವ್ವಳ ಲಾಭ / (ನಷ್ಟ) ಕೆರಿಗೆ ನಂತರದ ಅವರಿಗೆ (ಅನಾಮಾನ್ಯ ಮತ್ತು / ಅಥವಾ ಅನಾರೋಧ ಬಾಬುಗಳ ನಂತರ)	4752.03	5002.66	3905.28	17026.67	3194.95	5070.19	4067.51	17539.62
5	ಈ ಅವರಿಗೆ ಒಟ್ಟು ಸಮಗ್ರ ಆದಾಯ / ಲಾಭ / (ನಷ್ಟ) ಗಳಿಗೂ (ಕೆರಿಗೆ ನಂತರದ) ಈ ಅವರಿಗೆ ಮತ್ತು ಇತರ ಸಮಗ್ರ ಆದಾಯ (ಕೆರಿಗೆ ನಂತರದ)	ಸೂಚನೆ 2ನೇ ಗಮನಿಸಿ	ಸೂಚನೆ 2ನೇ ಗಮನಿಸಿ	ಸೂಚನೆ 2ನೇ ಗಮನಿಸಿ	ಸೂಚನೆ 2ನೇ ಗಮನಿಸಿ	ಸೂಚನೆ 2ನೇ ಗಮನಿಸಿ	ಸೂಚನೆ 2ನೇ ಗಮನಿಸಿ	ಸೂಚನೆ 2ನೇ ಗಮನಿಸಿ	ಸೂಚನೆ 2ನೇ ಗಮನಿಸಿ
6	ವಾವತಿಯಿಂದ ಈಗಿನ ವೇರು ಬಂದವಳು	1814.13	1814.13	1814.13	1814.13	1814.13	1814.13	1814.13	1814.13
7	ಮಿಷನ್‌ಗಳು (ಮರುಮೌಲ್ಯಾಂಕ ಮಿಷನ್‌ಗಳನ್ನು ಹೊರತುಪಡಿಸಿ)				91636.14				97152.80
8	ಭದ್ರತಾ ಪ್ರೀತಿಯುಂಟಾಕೆ	13919.01	13919.01	13919.01	13919.01	13983.85	13983.85	13983.85	13983.85
9	ನಿವ್ವಳ ಸಂಪತ್ತು	92822.53	89241.41	78266.24	80241.41	99627.50	93661.92	83535.13	93561.92
10	ವಾವತಿಯಿಂದ ಸಾಲ ಬಂದವಳು / ಬಾಕಿಯಿರುವ ಸಾಲ	52989.10	52989.10	41639.10	52989.10				
11	ಬಾಕಿಯಿರುವ ಮುಕ್ತಗೊಳಿಸುವ ಅಧ್ಯಕ್ರಿಯ ಬೇರುಗಳು	-	-	-	-				
12	ಸಾಲ ಬಂದವಳು ಅನುಪಾತ	0.60	0.59	0.49	0.59				
13	ಪ್ರತಿ ಬೇರು ಗರಿಕೆ (ಕಲಾ ರೂ. 2/- ರಂತೆ) (ನಿರಂತರ ಮತ್ತು ನಿರ್ದಿಷ್ಟಲಾದ ಕಾರ್ಯನಿರ್ವಹಣೆಗಾಗಿ)								
	1. ಮೂಲ	5.24	5.52	4.31	18.77	3.52	5.59	4.48	19.34
	2. ನಿರ್ದಿಷ್ಟಗೊಳಿಸಿದ	5.24	5.52	4.31	18.77	3.52	5.59	4.48	19.34
14	ಉದ್ಯೋಗಿರುವ ಬಿಡುಗಡೆ ಬಂದವಳು	-	-	-	-	-	-	-	-
15	ಉದ್ಯೋಗಿರುವ ಬಿಡುಗಡೆ ಡಿಬೆಂಚರ್	-	-	-	-	-	-	-	-
16	ಸಾಲ ಸೇವಾ ವ್ಯಾಪ್ತಿಯ ಅನುಪಾತ	ಅನ್ವಯಿಸುವುದಿಲ್ಲ	ಅನ್ವಯಿಸುವುದಿಲ್ಲ	ಅನ್ವಯಿಸುವುದಿಲ್ಲ	ಅನ್ವಯಿಸುವುದಿಲ್ಲ	ಅನ್ವಯಿಸುವುದಿಲ್ಲ	ಅನ್ವಯಿಸುವುದಿಲ್ಲ	ಅನ್ವಯಿಸುವುದಿಲ್ಲ	ಅನ್ವಯಿಸುವುದಿಲ್ಲ
17	ಬಡ್ಡಿ ಸೇವಾ ವ್ಯಾಪ್ತಿಯ ಅನುಪಾತ	ಅನ್ವಯಿಸುವುದಿಲ್ಲ	ಅನ್ವಯಿಸುವುದಿಲ್ಲ	ಅನ್ವಯಿಸುವುದಿಲ್ಲ	ಅನ್ವಯಿಸುವುದಿಲ್ಲ	ಅನ್ವಯಿಸುವುದಿಲ್ಲ	ಅನ್ವಯಿಸುವುದಿಲ್ಲ	ಅನ್ವಯಿಸುವುದಿಲ್ಲ	ಅನ್ವಯಿಸುವುದಿಲ್ಲ

ಮಹದೇವ:

- ಸಂದಿಂಬ (ಪಬ್ಲಿಕರಿಸಿದ ಬಾಡ್ಡುಗಳ ಮತ್ತು ಪ್ರಕಟಣೆ ಅವಶ್ಯಕತೆಗಳ) 33-ನೇ ಮತ್ತು 52-ನೇ ನಿಯಮಾವಳಿಯ ಪ್ರಕಾರ ಸ್ವಾಕ್ ವಿವಿಮಯ ಮಂಡಳಿಗೆ ಸಲ್ಲಿಸಿದ ನಿಯಂತ್ರಣ ಕಾಯ್ದೆ 2015ರ ಅನ್ವಯ ಮೇಲೂರದ ಸಲಾಂವನ್ನು ತ್ರೈಮಾಸಿಕ / ವಾರ್ಷಿಕ ಪರಿವಾರಗಳ ವಿವರವಾದ ಪಟ್ಟಿಯಿಂದ ಅಧ್ಯಕ್ಷೀಕರಣಗೊಂಡ ತ್ರೈಮಾಸಿಕ / ವಾರ್ಷಿಕ ಹಣಕಾಸು ಪರಿವಾರಗಳ ಎಲ್ಲಾ ವಿವರಗಳು ಸ್ವಾಕ್ ವಿವಿಮಯ ಮಂಡಳಿಯ ಕಾಲವಾರ್ಷಿಕರಲ್ಲಿ (NSE: www.bseindia.com ಮತ್ತು KSE: www.nseindia.com) ಮತ್ತು ಬ್ಯಾಂಕ್‌ಬಾಲ್‌ವಾರ್ಷಿಕರಲ್ಲಿ (www.canarabank.com) ಅಧ್ಯಕ್ಷಿಸಿದೆ.
- ಒಟ್ಟು ಸಮಗ್ರ ಆದಾಯ ಮತ್ತು ಇತರ ಸಮಗ್ರ ಆದಾಯಕ್ಕೆ ಸಂಬಂಧಿಸಿದ ಮಾಹಿತಿಯನ್ನು ಒದಗಿಸಿದ ಕಾರಣ ಈಗಿನಿಂದ ಬ್ಯಾಂಕಿನ ಅನ್ವಯವಾಗುವುದಿಲ್ಲ.

ಸ್ಥಳ : ಬೆಂಗಳೂರು ಎನ್ ಕೆ ಮೆಜುಂಧಾರ್ ಭವೇಂದ್ರ ಕುಮಾರ್ ಹರಿದೀಪ್ ಸಿಂಗ್ ಅಹ್ಲವಾಲಿಯಾ
 ದಿನಾಂಕ : 24.07.2025 ಕಾರ್ಯನಿರ್ವಾಹಕ ನಿರ್ದೇಶಕರು ಕಾರ್ಯನಿರ್ವಾಹಕ ನಿರ್ದೇಶಕರು ಕಾರ್ಯನಿರ್ವಾಹಕ ನಿರ್ದೇಶಕರು

ಕೆ. ಸತ್ಯನಾರಾಯಣ ರಾಜು
 ವ್ಯವಸ್ಥಾಪಕ ನಿರ್ದೇಶಕರು ಮತ್ತು
 ಮುಖ್ಯ ಕಾರ್ಯ ನಿರ್ವಾಹಕ ಅಧಿಕಾರಿ

ನಂ. 1 ಕನ್ನಡ ದಿನಪತ್ರಿಕೆ
ವಿಜಯವಾಣಿ
 VIJAYAVANI » BENGALURU
 ಸಂಪಾದಕ 25 ಜುಲೈ 2025
 25 JULY 2025

ಬೆಂಗಳೂರು ಸಿಟಿ ಎಕ್ಸ್‌ಪ್ರೆಸ್

3

నమ్మకం, ఐక్యత, వికాసం మా వారసత్వం



కెనరా బ్యాంక్ Canara Bank
A Government of India Undertaking
Together We Can

30 జూన్, 2025 నాడు ముగిసిన ప్రామాణికానికి (స్వతంత్ర / ఏకీకృత) ఆడిట్ చేయబడిన (సమీక్షించబడిన) ఆర్థిక ఫలితాలు (రూపాల్లో)

- ముగిసిన మొత్తం నిధులు **₹25,63,984 కోట్లు**
- ముగిసిన మొత్తం డిబిట్ **₹10,96,329 కోట్లు**
- ముగిసిన మొత్తం కేరళ **₹14,67,655 కోట్లు**
- ముగిసిన మొత్తం కేరళ **₹6,30,500 కోట్లు**
- ముగిసిన మొత్తం కేరళ **₹2,35,418 కోట్లు**
- ముగిసిన మొత్తం కేరళ **₹8,554 కోట్లు**
- ముగిసిన మొత్తం కేరళ **₹4,752 కోట్లు**
- ముగిసిన మొత్తం కేరళ **1.14%**
- ముగిసిన మొత్తం కేరళ **93.17%**
- ముగిసిన మొత్తం కేరళ **12.29%**
- ముగిసిన మొత్తం కేరళ **2.69%**
- ముగిసిన మొత్తం కేరళ **0.63%**
- ముగిసిన మొత్తం కేరళ **0.72%**
- ముగిసిన మొత్తం కేరళ **0.80%**

క్ర. సం.	వివరాలు	స్వతంత్ర				ఏకీకృత			
		ముగిసిన ప్రామాణికం			ముగిసిన సంవత్సరం	ముగిసిన ప్రామాణికం			ముగిసిన సంవత్సరం
		30.06.2025 (ఆడిట్ చేయబడిన)	31.03.2025 (ఆడిట్ చేయబడిన)	30.06.2024 (ఆడిట్ చేయబడిన)	31.03.2025 (ఆడిట్ చేయబడిన)	30.06.2025 (ఆడిట్ చేయబడిన)	31.03.2025 (ఆడిట్ చేయబడిన)	30.06.2024 (ఆడిట్ చేయబడిన)	31.03.2025 (ఆడిట్ చేయబడిన)
1	నిర్వహణల సుదీ మొత్తం ఆదాయం (నికర)	38063.31	37352.80	34020.23	142207.87	41441.51	40256.19	36965.75	152657.89
2	నికర లాభం/(నష్టం) (పన్ను ఆసాధారణమైన మరియు / లేదా ఆసాధారణ అంశాల ముందు)	6202.03	6451.96	5333.8	22626.67	6500.12	6548.67	5512.32	23228.65
3	పన్నుకు ముందు నికర లాభం/(నష్టం) (ఆసాధారణమైన మరియు / లేదా ఆసాధారణ అంశాల తర్వాత)	6202.03	6451.96	5333.8	22626.67	4667.09	6548.67	5512.32	23228.65
4	పన్నుకు తరువాత నికర లాభం / (నష్టం) (ఆసాధారణమైన మరియు / లేదా ఆసాధారణ అంశాల తర్వాత)	4752.03	5002.66	3905.28	17026.67	3194.95	5070.19	4067.51	17539.62
5	ఆ కాలానికి మొత్తం సమగ్ర ఆదాయం (ఆ కాలానికి లాభం / (నష్టం) కలిగియున్నది (పన్ను తరువాత) మరియు ఇతర సమగ్ర ఆదాయం (పన్ను తరువాత))	వివరణ 2 చూడండి	వివరణ 2 చూడండి	వివరణ 2 చూడండి	వివరణ 2 చూడండి	వివరణ 2 చూడండి	వివరణ 2 చూడండి	వివరణ 2 చూడండి	వివరణ 2 చూడండి
6	చెల్లించిన ఈక్విటీ ఫీల్డ్ క్యాపిటల్	1814.13	1814.13	1814.13	1814.13	1814.13	1814.13	1814.13	1814.13
7	రిజర్వ్స్ (రీట్రాస్పెక్టివ్ రిజర్వ్ మినహా)				91636.14				97152.80
8	నికల్వారిటీస్ ఫ్రీమియం అకౌంట్	13919.01	13919.01	13919.01	13919.01	13983.85	13983.85	13983.85	13983.85
9	నికర విలువ	92822.53	88241.41	78266.24	88241.41	99627.50	93661.92	83585.13	93661.92
10	పెయిడ్-అప్ డెబ్ట్ క్యాపిటల్/అవుట్ స్టాండింగ్ డెబ్ట్	52989.10	52989.10	41639.10	52989.10				
11	మిగిలి ఉన్న రిజిస్టర్డ్ ప్రెజెంట్స్ వ్యయ								
12	డెబ్ట్ ఈక్విటీ రేషియో	0.60	0.59	0.49	0.59				
13	ఒక్కో ఫీల్డ్ కే సుపారా (ఒక్కో ఫీల్డ్ కే రూ.2/-) (కొనసాగించబడుతున్న మరియు నిలిపివేసిన కార్యకలాపాల కోసం)								
1	1. బేసిక్	5.24	5.52	4.31	18.77	3.52	5.59	4.48	19.34
2	2. డైరెక్టర్స్	5.24	5.52	4.31	18.77	3.52	5.59	4.48	19.34
14	క్యాపిటల్ రిడెంప్షన్ రిజర్వ్	-	-	-	-	-	-	-	-
15	డిబెంజర్ రిడెంప్షన్ రిజర్వ్	-	-	-	-	-	-	-	-
16	డెబ్ట్ సర్వీస్ కవరేజ్ రేషియో	వర్గించదు	వర్గించదు	వర్గించదు	వర్గించదు	వర్గించదు	వర్గించదు	వర్గించదు	వర్గించదు
17	ఇంటర్మీడియట్ కవరేజ్ రేషియో	వర్గించదు	వర్గించదు	వర్గించదు	వర్గించదు	వర్గించదు	వర్గించదు	వర్గించదు	వర్గించదు

గమనిక:
 1. 2015, సెల్ (బ్రాన్) ఆర్డర్లపై మంజూరు కావించిన వాటిని వెయిటింగ్ లో ఉంచుకుంటూ 33 మంజూరు నియమావళి 52 కింద స్టాక్ ఎక్స్ ఛేంజ్ లో ప్రామాణిక / బ్యాంక్ ఆర్థిక ఫలితాలు యొక్క సమీక్షించిన సమీక్షా సంవత్సరం ప్రామాణికం / బ్యాంక్ ఆర్థిక ఫలితాల యొక్క సమీక్షించిన ప్రామాణికం స్టాక్ ఎక్స్ ఛేంజ్ లో యొక్క వెబ్ సైట్లో (BSE: www.bseindia.com మంజూరు NSE: www.nseindia.com) మంజూరు బ్యాంక్ వెబ్ సైట్లో (www.canarabank.com) ఉంచుచున్నది.
 2. మొత్తం సమగ్ర ఆదాయం మరియు ఇతర సమగ్ర ఆదాయానికి సంబంధించిన సమాచారం అండ్ ఐపిఐ (IIP) ఇతర సమాచారం బ్యాంకు వెబ్ సైట్లో ఉంచబడినది.

ఆంధ్రజ్యోతి



विश्वास, एकजुटता एवं सतत रूपांतरण की गौरवशाली परंपरा।



केनरा बैंक Canara Bank

भारत सरकार का उपक्रम A Government of India Undertaking Together We Can

राजस्थान पत्रिका patrika.com

- दैनिक कारोबार ₹25,63,984 करोड़
- सकल आरिष ₹10,96,329 करोड़
- दैनिक अक्षरारिष ₹14,67,655 करोड़
- कार ए पू पू के रिफिट ₹6,30,900 करोड़
- एनएचए 2,35,418 करोड़
- परिचालन लागत ₹8,554 करोड़
- निलय लागत ₹4,752 करोड़
- कारिषी पर प्रतिशत 1.14%
- पीसीआर 93.17%
- बीटीडी-1 12.29%
- सकल एनपीए 2.69%
- निलय एनपीए 0.63%
- ऋण लागत 0.72%
- निकाश अनुपात 0.80%

30 जून 2025 को समाप्त तिमाही के लिए अलेखापरीक्षित (समीक्षित) वित्तीय परिणाम (एकल व समेकित) (₹ करोड़ में)

क्र. सं.	विवरण	एकल				समेकित			
		समाप्त तिमाही		समाप्त वर्ष		समाप्त तिमाही		समाप्त वर्ष	
		30.06.2025 (अलेखापरीक्षित)	31.03.2025 (लेखापरीक्षित)	30.06.2024 (अलेखापरीक्षित)	31.03.2025 (लेखापरीक्षित)	30.06.2025 (अलेखापरीक्षित)	31.03.2025 (लेखापरीक्षित)	30.06.2024 (अलेखापरीक्षित)	31.03.2025 (लेखापरीक्षित)
1	परिचालन से कुल आय (निकल)	38063.31	37352.80	34020.23	142707.87	41441.51	40256.19	36965.75	152657.89
2	अर्ध के लिए निकल लाभ/(हानि) (कर से पूर्व, असमान्य और/ या असामान्य मदें)	6202.03	6451.96	5333.8	22626.67	6500.12	6548.67	5512.32	23228.65
3	अर्ध के लिए कर से पूर्व निकल लाभ/(हानि) (असामान्य और/ या असामान्य मदों के परभाव)	6202.03	6451.96	5333.8	22626.67	4567.09	6548.67	5512.32	23228.65
4	अर्ध के लिए कर परभाव निकल लाभ/(हानि) (असामान्य और/ या असामान्य मदों के परभाव)	4752.03	5002.66	3905.28	17026.67	3194.95	5070.19	4067.51	17539.62
5	अर्ध के लिए कुल व्यापक आय (परिचय अर्ध के लिए लाभ/(हानि) (कर परभाव) तथा अन्य व्यापक आय (कर परभाव) शामिल हैं।)	नोट 2 देखें	नोट 2 देखें	नोट 2 देखें	नोट 2 देखें	नोट 2 देखें	नोट 2 देखें	नोट 2 देखें	नोट 2 देखें
6	प्रदात इविटी शेयर पूंजी	1814.13	1814.13	1814.13	1814.13	1814.13	1814.13	1814.13	1814.13
7	आरंभित निधिर्ण (पुनर्मुल्यांकित आरंभित निधियों को छोड़कर)				91636.14				97152.80
8	प्रतिभूति प्रीमियम खाता	13919.01	13919.01	13919.01	13919.01	13983.85	13983.85	13983.85	13983.85
9	निकल मालिगन (नेटवर्क)	92822.53	88241.41	78266.24	88241.41	99627.50	93661.92	83535.13	93661.92
10	प्रदात ऋण पूंजी / बकाया ऋण	52989.10	52989.10	41639.10	52989.10				
11	बकाया प्रतिदेय अधिमानी शेयर								
12	ऋण इविटी अनुपात	0.60	0.59	0.49	0.59				
13	प्रति शेयर अर्जन (प्रत्येक ₹2/-) परिचालन-नाल व परिचालन रहित के लिए)								
	1. मूल:	5.24	5.52	4.31	18.77	3.52	5.59	4.48	19.34
	2. तनुकृत:	5.24	5.52	4.31	18.77	3.52	5.59	4.48	19.34
14	पूंजी धोखे आरंभित निधि								
15	डिबेचर मोशन आरंभित निधि								
16	ऋण चुकाती कवरेज अनुपात	लागू नहीं	लागू नहीं	लागू नहीं	लागू नहीं	लागू नहीं	लागू नहीं	लागू नहीं	लागू नहीं
17	व्याज चुकाती कवरेज अनुपात	लागू नहीं	लागू नहीं	लागू नहीं	लागू नहीं	लागू नहीं	लागू नहीं	लागू नहीं	लागू नहीं

नोट: 1. उपरोक्त आंकड़े, बैंक की (सूचीबद्धता दायित्व और प्रकटीकरण अपेक्षाएं) विनियमावली, 2015 के विनियमन 33 व विनियमन 52 के अंतर्गत स्टॉक एक्सचेंज के साथ दर्ज तिमाही/वार्षिक वित्तीय परिणामों के विस्तृत प्रारूप के उद्धरण हैं। तिमाही / वार्षिक वित्तीय परिणामों का पूर्ण प्रारूप स्टॉक एक्सचेंज की वेबसाइट (BSE: www.bseindia.com एवं NSE: www.nseindia.com) व बैंक की वेबसाइट (www.canarabank.com) पर उपलब्ध है।

2. कुल व्यापक आय और अन्य व्यापक आय से संबंधित जानकारी नहीं दी जा रही है, क्योंकि अभी तक भारतीय लेखा मालक बैंक पर लागू नहीं किया गया है।

स्थान: बेंगलूर एस के मजुमदार भवेंद्र कुमार हरदीप सिंह अहलुवालिया के. सत्यनारायण राजु
 दिनांक: 24.07.2025 कार्यवाहक निदेशक कार्यवाहक निदेशक कार्यवाहक निदेशक कार्यवाहक निदेशक कार्यवाहक निदेशक

