CIN : L27100GJ1993PLC020552

Since 1993

SHILP GRAVURES LIMITED

Corporate Office: 715-717, 7th Floor, Maple Trade, Near Surdhara Circle, Thaltej, Ahmedabad - 380 054. Gujarat, India. • Cell : +91-9925204031, +91-9925204047 • Email : sales@shilpgravures.com
Regd. Office & Works : 778/6, Pramukh Ind. Estate, Sola-Santej Road, Village Rakanpur, Tal. Kalol, Dist : Gandhinagar, Gujarat - 382 722 India. • Ph. : (02764) 286323, 286324 • M. : +91-9925204059, +91-9925203803 • Email : admin@shilpgravures.com

Date: August 27, 2021

To,
The Manager,
Department of Corporate Services,
BSE Limited, P. J. Tower,
Dalal Street, Fort,
Mumbai - 400 001

Scrip Code: 513709

Dear Sir/Madam,

Sub: Submission of Annual Report for the Financial Year 2020-2021 and Notice of 28th Annual General Meeting of the Company

Pursuant to regulation 34 of SEBI (Listing Obligations and Disclosure Requirements) 2015, we enclose herewith Annual Report for the FY 2020-21 and notice of 28th Annual General Meeting. The said reports are being sent to the shareholders through e-mail and also available on the website of the Company www.shilpgravures.com.

The 28th Annual General Meeting of the Company shall be held on Wednesday, September 29, 2021 at 4.00 p.m. through Video Conferencing ("VC")/Other Audio-Visual Means ("OAVM"), in accordance with the applicable circulars issued by the Ministry of Corporate Affairs and the Securities and Exchange Board of India.

Kindly take the same on records.

Thanking you,
Yours faithfully,
For, Shilp Gravures Limited

SHILP GRAVURES LIMITED * RAKANPUR *

Bharat Patel
Company Secretary
Membership No.A32835

Encl: aa

28th ANNUAL REPORT 2020-21

SHILP®
GRAVURES
LIMITED

FINANCIAL HIGHLIGHTS

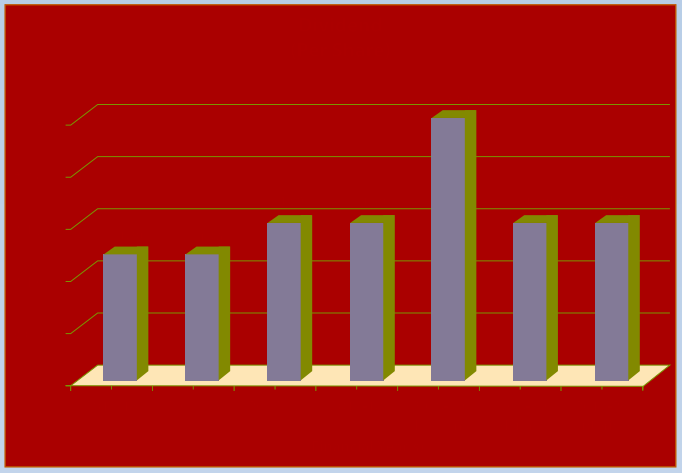

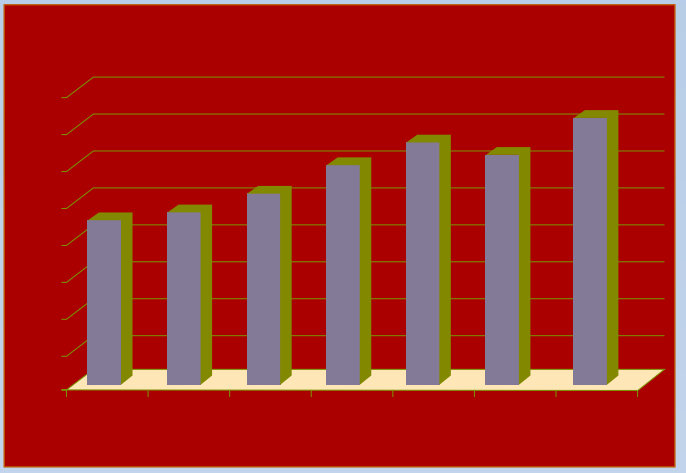

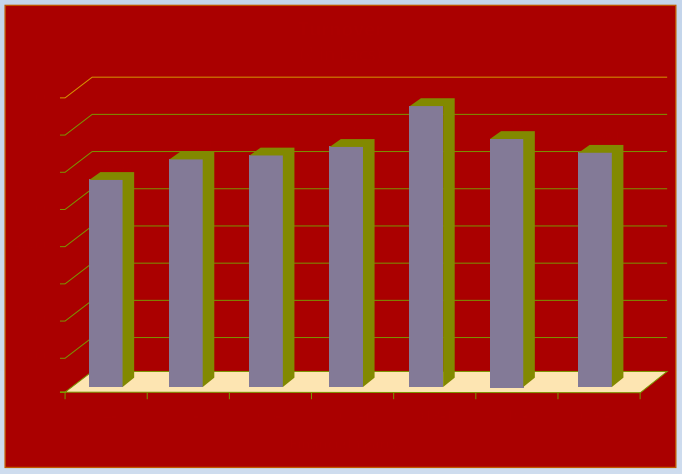

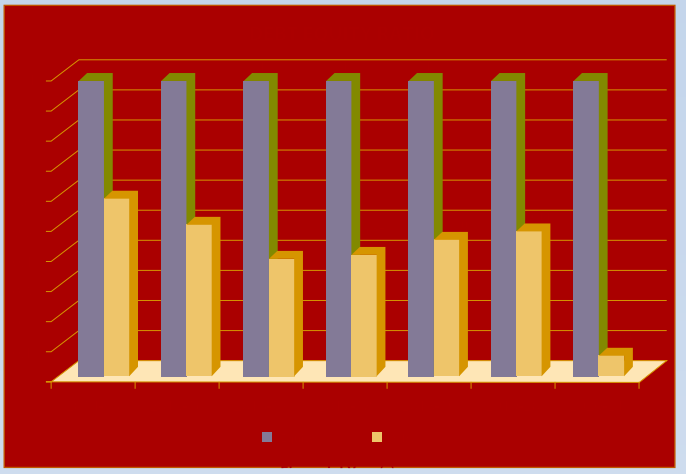

SHILP®
GRAVURES
LIMITED

CORPORATE INFORMATION

CIN NO. : L27100GJ1993PLC020552

BOARD OF DIRECTORS:

Mr. Ambar J. Patel (DIN : 00050042)	Managing Director
Mr. Shailesh C. Desai (DIN : 00169595)	Independent Director
Mr. Jainand G. Vyas (DIN : 02656340)	Independent Director
Mr. Nipam R. Shah (DIN : 00093697)	Non - Executive Director
Mr. Kirit Patel (DIN : 00380319)	Independent Director
Mrs. Monica H. Kanuga (DIN : 06919996)	Non - Executive Director
Dr. Baldev Patel (DIN : 00107161)	Non - Executive Director
Mr. Padmin Buch (DIN : 03411816)	Independent Director

REGISTERED OFFICE & WORKS:

778/6, Pramukh Industrial Estate, Sola - Santej Road,
Village: Rakanpur, Taluka: Kalol,
District: Gandhinagar - 382 722, Gujarat, India
Ph. No.: 02764 - 286323, 286324, 286866
Fax No: 02764 - 286335
Website: www.shilpgravures.com
Email: admin@shilpgravures.com

CORPORATE OFFICE:

7th Floor, 715 to 717, Maple Trade Center,
Nr. Surdhara Circle, Thaltej,
Ahmedabad - 380058, Gujarat, India.

REGISTRAR & SHARE TRANSFER AGENT:

Link Intime (India) Pvt. Ltd.
5th Floor, 506 to 508,
Amarnath Business Centre – 1 (ABC -1),
Beside Gala Business Centre,
Nr. St. Xavier's College Corner,
Off C.G. Road, Navrangpura, Ahmedabad -380009
Phone: +91-79-26465179
Email: ahmedabad@linkintime.co.in

CHIEF EXECUTIVE OFFICER

Mr. Roshan H. Shah

CHIEF TECHNICAL OFFICER

Mr. Narendra R. Patil

CHIEF OPERATING OFFICER

Mr. Atul M. Vinchhi

CHIEF MARKETING OFFICER

Mr. Gajanan V. Bhavsar

CHIEF FINANCIAL OFFICER

Mr. Amit P. Agrawal

COMPANY SECRETARY

Mr. Bharat P. Patel

AUDITORS:

Shah & Shah Associates
Chartered Accountants
702, Aniket, Nr. Municipal Market,
Navrangpura, Ahmedabad 380 009

BANKERS:

HDFC Bank

CONTENTS	PAGE NO.
Notice	02-15
Board's Report	16-31
Report on Corporate Governance	32-45
Management Discussion & Analysis	46-48
Independent Auditors' Report	49-55
Balance Sheet	56
Statement of Profit & Loss	57
Cash Flow Statement	59-60
Notes on Financial Statements	61-96
Consolidated Independent Auditors' Report	97-101
Consolidated Balance Sheet	102
Consolidated Statement of Profit & Loss	103
Consolidated Cash Flow Statement	105-106
Notes on Consolidated Financial Statements	107-144

NOTICE

Notice is hereby given that the **Twenty Eighth Annual General Meeting** of the members of **SHILP GRAVURES LIMITED** will be held on **Wednesday, 29th day of September, 2021, at 4:00 p.m.** through Video Conferencing ("VC") / Other Audio Visual Means ("OAVM") to transact the following business:

ORDINARY BUSINESS:

1. To receive, consider and adopt the audited financial statements (including audited consolidated financial statements) for the Financial Year ended March 31, 2021 and the Reports of the Board of Directors and Auditors thereon.
2. To declare a Final Dividend on Equity Shares for the Financial Year 2020-21, if any.
3. To appoint a Director in place of Mr. Nipam Shah (DIN: 00093697) who retires by rotation and, being eligible, offers himself for re-appointment.

SPECIAL BUSINESS:

4. **Re-appointment of Mr. Ambar Patel (DIN: 00050042) as Managing Director**

   To consider and, if thought fit, to pass, with or without modification(s), the following resolution as **Special Resolution**:

   "RESOLVED THAT, pursuant to provisions of Sections 196, 197, 198, and 203 of the Companies Act, 2013 and other applicable provisions of the Companies Act, 2013, ("hereinafter referred to as the Act") read with of Schedule V to the Act, the Companies (Appointment and Remuneration of Managerial Personnel) Rules, 2014, as amended from time to time (including any statutory modification(s) or re-enactment thereof for the time being in force) and relevant provisions of Articles of Association of the Company and such other consents, permissions, approvals, if any required, from any appropriate authority, the consent of members of the Company be and is hereby accorded to re-appoint, Mr. Ambar Patel (DIN: 00050042), as Managing Director of the Company, not liable to retire by rotation during his tenure as Managing Director for a period of three (3) years with effect from July 01, 2021, at a remuneration including perquisites, on the terms and conditions set out in explanatory statement annexed to this notice convening this meeting, with an authority to Board of Directors to alter/very the terms and conditions of the said re-appointment, including remuneration, as deemed fit, provided that the same is within the limit approved herein, notwithstanding that such remuneration is in excess of the limits specified under Section 197 read with Schedule V to the Companies Act, 2013 or any statutory modification(s) or re-enactment(s) thereof."

   RESOLVED FURTHER THAT, the Board of Directors be and is hereby authorised to do all such acts, deeds and things and execute all such documents, instruments and writings as may be required and is further authorised to delegate all or any of its powers herein conferred to any of Director(s) or executives to give effect to the aforesaid resolution."

5. **To approve transaction with Related Party u/s 188 of the Companies Act, 2013**

   To consider and, if thought fit, to pass, with or without modification(s), the following resolution as an **Ordinary Resolution**:

   "RESOLVED THAT, pursuant to the provisions of Section 188 and other applicable provisions, if any, of the Companies Act, 2013, consent be and is hereby accorded for entering into Related Party Transaction with Director, Mrs. Monica Kanuga, up to the Maximum limit as appended below:

Sr.	Name of Related Party	Relationship	Nature of Transaction	Duration	Amount
1.	Mrs. Monica Kanuga	Non- Executive Director	Rendering of Professional Services	1st April, 2021 to 31st March, 2022	₹ 7.00 Lacs (not exceeding)

   RESOLVED FURTHER THAT the Board of Directors and/ or any Committee thereof be and is hereby authorised to do all acts, deeds, things, as may be deemed necessary in its absolute discretion to give effect to this resolution."

By Order of the Board
For Shilp Gravures Limited
Sd/-
Bharat Patel
Company Secretary

Place: Rakanpur
Date: 14th August, 2021
Registered Office:
778/6, Pranukh Industrial Estate,
Sola Santej Road, Village-Raknapur,
Ta- Kalol, Dist. Gandhinagar - 382722
Gujarat, India.
CIN: L27100GJ1993PLC020552

NOTES:

1. In view of the continuing COVID-19 pandemic, pursuant to the General Circular nos. 20/2020, 14/2020, 17/2020, 02/2021 issued by the Ministry of Corporate Affairs ("MCA") and Circular no. SEBI/HO/CFD/CMD1/CIR/P/2020/79 and SEBI/HO/CFD/CMD2/CIR/P/2021/11 issued by the SEBI (hereinafter collectively referred to as "the Circulars"), companies are allowed to hold AGM through VC, without the physical presence of members at a common venue. Hence, in compliance with the Circulars, the AGM of the Company is being held through VC.

2. Since this AGM is being held pursuant to the MCA Circulars through VC / OAVM, physical attendance of Members has been dispensed with. Accordingly, the facility for appointment of proxies by the Members will not be available for the AGM and hence the Proxy Form and Attendance Slip are not annexed to this Notice. Corporate members intending to authorize their representatives to participate and vote at the meeting are requested to send a certified copy of the Board resolution/ authorization letter to the Scrutinizer at monica@monicacs.in.

3. The attendance of the Members attending the AGM through VC/OAVM will be counted for the purpose of reckoning the quorum under Section 103 of the Companies Act, 2013.

4. The respective Explanatory Statement, pursuant to Section 102 of the Companies Act, 2013, in respect of the business under Item Nos. 4 to 5 of the accompanying Notice is annexed hereto.

5. Additional information, pursuant to Regulation 36 of the LODR Regulations, in respect of the directors seeking appointment / reappointment at the AGM, forms part of this Notice.

6. The Register of Directors' and Key Managerial Personnel and their shareholding maintained under Section 170 of the Companies Act, 2013, the Register of contracts or arrangements in which the Directors are interested under Section 189 of the Companies Act, 2013 and all other documents referred to in the Notice will be available for inspection in electronic mode.

7. To support the 'Green Initiative', Members who have not yet registered their email addresses are requested to register the same with their DPs in case the shares are held by them in electronic form and with Link Intime (India) Private in case the shares are held by them in physical form. Please refer details below to for the process to be followed for updating/register bank account and email details.

Type of holder	**Process to be followed**	
Physical	**Registering email address**	**Updating bank account details**
	Send a written request to the RTA of the Company, Link Intime (India) Private Limited, 5th Floor, 506 to 508, Amarnath Business Centre – 1, (ABC -1), Beside Gala Business Centre, Nr. St. Xavier's College Corner, Off C.G. Road, Navrangpura, Ahmedabad - 380009, Phone: +91-79-26465179, Email: ahmedabad@linkintime.co.in providing Folio Number, name of member, copy of the share certificate (front and back), PAN (self-attested copy of PAN card), AADHAAR (self-attested copy of Aadhaar card) for registering email address.	Send a written request to the RTA of the Company, providing Folio Number, name of member, copy of the share certificate (front and back), PAN (self-attested copy of PAN card), AADHAAR (self-attested copy of Aadhaar card) and self-attested copy of the cancelled cheque leaf bearing the name of the first holder for updating bank account details. The following additional details/ documents need to be provided in case of updating bank account details: • Name and branch of the bank in which you wish to receive the dividend, the bank account type • Bank account number allotted by their banks after implementation of core banking solutions • 9-digit MICR Code Number • 11-digit IFSC
Demat	Please contact your DP and register/update your email address and bank account details in your demat account, as per the process advised by your DP.	

8. In compliance with the Circulars, the Annual Report 2020-21, the Notice of the 28th AGM, and instructions for e-voting are being sent through electronic mode to those members whose email addresses are registered with the Company / depository participant(s).

9. Members may also note that the Notice of the 28th AGM and the Annual Report 2020-21 will also be available on the Company's website, https://www.shilpgravures.com/investorsrelations/financial/annualreports and websites of the stock exchange, i.e. BSE at https://www.bseindia.com, and on the website of CDSL https://www.evotingindia.com.

10. The Register of Members and Share Transfer Books of the Company shall remain closed from Thursday, 23rd day of September, 2021 to Wednesday 29th day of September, 2021, both days inclusive, for the purpose of Dividend, if declared, at the Annual General Meeting of the Company.

11. Members whose shareholding is in electronic mode are requested to notify any change in address or bank account details to their respective depository participant(s) ("DP"). Members whose shareholding is in physical mode are requested to opt for the Electronic Clearing System ("ECS") mode to receive dividend on time in line with the Circulars. We urge members to utilize the ECS for receiving dividends.

12. Members may note that the Board, at its meeting held on May 18, 2021, has recommended a final dividend of ₹ 1.80 per share. The record date for the purpose of final dividend for the financial year 2020-21 is September 22, 2021. The final dividend, if approved, by the members in the ensuing AGM, will be paid on or after October 5, 2021 electronically through various online transfer modes to those members who have updated their bank account details. For members who have not updated their bank account details, dividend warrants / demand drafts / cheques will be sent out to their registered addresses. To avoid delay in receiving dividend, members are requested to update their KYC with their depositories (where shares are held in dematerialized mode) and with the Company's Registrar and Transfer Agent ("RTA") (where shares are held in physical mode) to receive dividend directly into their bank account on the payout date.

13. Members may note that the Income-tax Act, 1961, ("the IT Act") as amended by the Finance Act, 2020, mandates that dividends paid or distributed by a company after April 1, 2020 shall be taxable in the hands of members. The Company shall therefore be required to deduct tax at source ("TDS") at the time of making the payment of final dividend. In order to enable us to determine the appropriate TDS rate as applicable, members are requested to submit relevant documents, as specified in the below paragraphs, in accordance with the provisions of the IT Act.

    For resident shareholders, taxes shall be deducted at source under Section 194 of the IT Act as follows:

having valid Permanent Account Number ("PAN")	10% or as notified by the Government of India
Members not having PAN / valid PAN	20% or as notified by the Government of India

    However, no tax shall be deducted on the dividend payable to a resident individual if the total dividend to be received by them during Financial Year 2021-22 does not exceed ₹ 5,000 and also in cases where members provide Form 15G / Form 15H (Form 15H is applicable to individuals aged 60 years or more) subject to conditions specified in the IT Act. Resident shareholders may also submit any other document as prescribed under the IT Act to claim a lower / nil withholding tax. PAN is mandatory for members providing Form 15G / 15H or any other document as mentioned above.

    For non-resident shareholders, taxes are required to be withheld in accordance with the provisions of Section 195 and other applicable sections of the IT Act, at the rates in force. The withholding tax shall be at the rate of 20% (plus applicable surcharge and cess) or as notified by the Government of India on the amount of dividend payable. However, as per Section 90 of the IT Act, non-resident shareholders have the option to be governed by the provisions of the Double Tax Avoidance Agreement ("DTAA"), read with Multilateral Instrument ("MLI") between India and the country of tax residence of the member, if they are more beneficial to them. For this purpose, i.e. to avail the benefits under the DTAA read with MLI, non-resident shareholders will have to provide the following:

    - Copy of the PAN card allotted by the Indian income tax authorities duly attested by the member or details as prescribed under rule 37BC of Income-tax Rules, 1962
    - Copy of Tax Residency Certificate for fiscal 2022 obtained from the revenue authorities of the country of tax residence, duly attested by member
    - Self-declaration in Form 10F
    - Self-declaration by the member of having no permanent establishment in India in accordance with the applicable tax treaty
    - Self-declaration of beneficial ownership by the non-resident shareholder
    - Any other documents as prescribed under the IT Act for lower withholding of taxes if applicable, duly attested by the member

    In case of Foreign Institutional Investors / Foreign Portfolio Investors, tax will be deducted under Section 196D of the IT Act @ 20% (plus applicable surcharge and cess) or the rate provided in relevant DTAA, read with MLI, whichever is more beneficial, subject to the submission of the above documents.

    The aforementioned documents are required to be uploaded on the link https://linkintime.co.in/formsreg/submission-of-form-15g-15h.html on or before September 20, 2021 to enable the Company to determine the appropriate TDS / withholding tax rate applicable. Any communication on the tax determination/deduction received post September 20, 2021 shall not be considered. Shareholders may write to purvipatel@shilpgravures.com for any clarifications on this subject.

14. Members are requested to address all correspondence, including dividend-related matters, to RTA, Link Intime (India) Private Limited, 5th Floor, 506 to 508, Amarnath Business Centre – 1 (ABC -1), Beside Gala Business Centre, Nr. St. Xavier's College Corner, Off C.G. Road, Navrangpura, Ahmedabad -380009, Phone: +91-79-26465179, Email: ahmedabad@linkintime.co.in

15. Members wishing to claim dividends that remain unclaimed are requested to correspond with the RTA as mentioned above, or with the Company Secretary, at the Company's registered office or at purvipatel@shilpgravures.com, cs@shilpgravures.com. Members are requested to note that dividends that are not claimed within seven years from the date of transfer to the Company's Unpaid Dividend Account, will be transferred to the Investor Education and Protection Fund ("IEPF"). Shares on which dividend remains unclaimed for seven consecutive years shall be transferred to IEPF as per Section 124 of the Act, read with applicable IEPF rules. Information in respect of such unclaimed dividend when due for transfer to the Investor Education and Protection Fund (IEPF) are given below:

Financial Year	Type of of Dividend	% of Dividend	Date of Declaration	Proposed month and year of Transfer to IEPF
2013-2014	Final	12.00%	03rd September, 2014	October, 2021
2014-2015	Final	12.00%	23rd September, 2015	October, 2022
2015-2016	Final	12.00%	23rd September, 2016	October, 2023
2016-2017	Final	15.00%	23rd September, 2017	October, 2024
2017-2018	Final	15.00%	14th July, 2018	August, 2025
2018-2019	Interim	25.00%	12th November, 2018	December, 2025
2018-2019	Final	15.00%	26th August, 2019	September, 2026
2019-2020	Interim	15.00%	17th March, 2020	April, 2027

The Shareholders who have not encashed the aforesaid dividends are requested to make their claim to the Secretarial Department of the Company, at cs@shilpgravures.com, purvipatel@shilpgravures.com

16. The Members, whose unclaimed dividends/shares have been transferred to IEPF, may claim the same by making an online application to the IEPF Authority in web Form No. IEPF-5 available on www.iepf.gov.in. In line with the same, your Company has furnished the information on website of the Company https://www.shilpgravures.com. Members are requested to check the particulars and put up their claim for amount lying unclaimed with the Company or the Registrar and Share Transfer Agent.

17. SEBI has mandated the submission of PAN by every participant in the securities market. Members holding shares in electronic form are, therefore, requested to submit their PAN to their depository participant(s). Members holding shares in physical form are required to submit their PAN details to the RTA.

18. Members holding shares in their single names are advised to make a nomination in respect of their shareholding in the Company. Members holding shares in physical form should file their nomination with the Company whilst those Members holding shares in demat mode should file their nomination with their Depository Participant.

19. As per Regulation 40 of SEBI Listing Regulations, as amended, securities of listed companies can be transferred only in dematerialized form with effect from, April 1, 2019, except in case of request received for transmission or transposition of securities. In view of this and to eliminate all risks associated with physical shares and for ease of portfolio management, members holding shares in physical form are requested to consider converting their holdings to dematerialized form. Members can contact the Company or Company's Registrars and Transfer Agents, Link Intime India Private Limited for assistance in this regard.

20. In case of joint holders attending the meeting, the member whose name appears as the first holder in the order of names as per the Register of Members of the Company will be entitled to vote.

21. In compliance with Section 108 of the Act, read with the corresponding rules, Regulation 44 of the LODR Regulations and in terms of SEBI circular no. SEBI/HO/CFD/CMD/ CIR/P/2020/242 dated December 9, 2020, the Company has provided a facility to its members to exercise their votes electronically through the electronic voting ("e-voting") facility provided by the Central Depository Services (India) Limited ("CDSL"). Members who have cast their votes by remote e-voting prior to the AGM may participate in the AGM but shall not be entitled to cast their votes again. The manner of voting remotely by members holding shares in dematerialized mode, physical mode and for members who have not registered their email addresses is provided in the "Instructions for e-voting" section which forms part of this Notice.

22. The Board has appointed Mrs. Monica Kanuga, Practicing Company Secretary, (Membership No.FCS: 3868; CP No: 2125) as the Scrutinizer to scrutinize the e-voting in a fair and transparent manner. The Scrutinizer will submit his report to the Chairman of the Company ("the Chairman") or to any other person authorized by the Chairman after the completion of the scrutiny of the e-voting (votes cast during the AGM and votes cast through remote e-voting), not later than 48 hours from the conclusion of the AGM.

The result declared along with the Scrutinizer's report shall be communicated to the stock exchange and CDSL, and will also be displayed on the Company's website, https://www.shilpgravures.com.

23. The facility for voting during the AGM will also be made available. Members present in the AGM through VC and who have not cast their vote on the resolutions through remote e-voting and are otherwise not barred from doing so, shall be eligible to vote through the e-voting system during the AGM.

24. A member will not be allowed to vote again on any resolution on which vote has already been cast. The voting rights of members shall be proportionate to their share of the paid-up equity share capital of the Company as on the cut-off date, i.e. as on September 22, 2021. A person who is not a member as on the cut-off date is requested to treat this Notice for information purposes only.

25. Any person holding shares in physical form, and non-individual shareholders who acquire shares of the Company and become members of the Company after the Notice is sent and holding shares as of the cut-off date, i.e. September 22, 2021, may obtain the login ID and password by sending a request at helpdesk.evoting@cdslindia.com. However, if he / she is already registered with CDSL for remote e-voting, then he / she can use his / her existing user ID and password for casting the vote. In case of individual shareholders holding securities in demat mode, who acquire shares of the Company and become members of the Company after the Notice is sent and holding shares as of the cut-off date i.e. September 22, 2021, may follow steps mentioned in the Notice under "Instructions for e-voting".

26. Since the AGM will be held through VC in accordance with the Circulars, the route map, proxy form and attendance slip are not attached to this Notice.

"Instructions for e-Voting System"

1. As you are aware, in view of the situation arising due to COVID-19 global pandemic, the general meetings of the companies shall be conducted as per the guidelines issued by the Ministry of Corporate Affairs (MCA) vide Circular No. 14/2020 dated April 8, 2020, Circular No.17/2020 dated April 13, 2020 and Circular No. 20/2020 dated May 05, 2020. The forthcoming AGM will thus be held through video conferencing (VC) or other audio visual means (OAVM). Hence, Members can attend and participate in the ensuing AGM through VC/OAVM.

   Pursuant to the provisions of Section 108 of the Companies Act, 2013 read with Rule 20 of the Companies (Management and Administration) Rules, 2014 (as amended) and Regulation 44 of SEBI (Listing Obligations & Disclosure Requirements) Regulations 2015 (as amended), and MCA Circulars dated April 08, 2020, April 13, 2020 and May 05, 2020 the Company is providing facility of remote e-voting to its Members in respect of the business to be transacted at the AGM. For this purpose, the Company has entered into an agreement with Central Depository Services (India) Limited (CDSL) for facilitating voting through electronic means, as the authorized e-Voting's agency. The facility of casting votes by a member using remote e-voting as well as the e-voting system on the date of the AGM will be provided by CDSL.

2. The Members can join the AGM in the VC/OAVM mode 15 minutes before and after the scheduled time of the commencement of the Meeting by following the procedure mentioned in the Notice. The facility of participation at the AGM through VC/OAVM will be made available to atleast 1000 members on first come first served basis. This will not include large Shareholders (Shareholders holding 2% or more shareholding), Promoters, Institutional Investors, Directors, Key Managerial Personnel, the Chairpersons of the Audit Committee, Nomination and Remuneration Committee and Stakeholders Relationship Committee, Auditors etc. who are allowed to attend the AGM without restriction on account of first come first served basis.

3. The attendance of the Members attending the AGM through VC/OAVM will be counted for the purpose of ascertaining the quorum under Section 103 of the Companies Act, 2013.

4. Pursuant to MCA Circular No. 14/2020 dated April 08, 2020, the facility to appoint proxy to attend and cast vote for the members is not available for this AGM. However, in pursuance of Section 112 and Section 113 of the Companies Act, 2013, representatives of the members such as the President of India or the Governor of a State or body corporate can attend the AGM through VC/OAVM and cast their votes through e-voting.

5. In line with the Ministry of Corporate Affairs (MCA) Circular No. 17/2020 dated April 13, 2020, the Notice calling the AGM has been uploaded on the website of the Company at www.shilpgravures.com. The Notice can also be accessed from the websites of the Stock Exchanges i.e. BSE Limited at www.bseindia.com. The AGM Notice is also disseminated on the website of CDSL (agency for providing the Remote e-Voting facility and e-voting system during the AGM i.e. www.evotingindia.com.

6. The AGM shall be convened through VC/OAVM in compliance with applicable provisions of the Companies Act, 2013 read with MCA Circular No. 14/2020 dated April 8, 2020 and MCA Circular No. 17/2020 dated April 13, 2020 and MCA Circular No. 20/2020 dated May 05, 2020.

7. In continuation of this Ministry's General Circular No. 20/2020, dated 05th May, 2020 and after due examination, it has been decided to allow companies whose AGMs were due to be held in the year 2020, or become due in the year 2021, to conduct

their AGMs on or before 31.12.2021, in accordance with the requirements provided in paragraphs 3 and 4 of the General Circular No. 20/2020 as per MCA circular no. 02/2021 dated January13, 2021.

THE INTRUCTIONS OF SHAREHOLDERS FOR REMOTE E-VOTING AND E-VOTING DURING AGM AND JOINING MEETING THROUGH VC/OAVM ARE AS UNDER:

(i) The voting period begins on Saturday, September 25, 2021 (9:00 a.m. IST) and ends on Tuesday, September 28, 2021 (5:00 p.m. IST). During this period shareholders' of the Company, holding shares either in physical form or in dematerialized form, as on the cut-off date September 22, 2021 may cast their vote electronically. The e-voting module shall be disabled by CDSL for voting thereafter.

(ii) Shareholders who have already voted prior to the meeting date would not be entitled to vote at the meeting venue.

(iii) Pursuant to SEBI Circular No. SEBI/HO/CFD/CMD/CIR/P/2020/242 dated 09.12.2020, under Regulation 44 of Securities and Exchange Board of India (Listing Obligations and Disclosure Requirements) Regulations, 2015, listed entities are required to provide remote e-voting facility to its shareholders, in respect of all shareholders' resolutions. However, it has been observed that the participation by the public non-institutional shareholders/retail shareholders is at a negligible level.

Currently, there are multiple e-voting service providers (ESPs) providing e-voting facility to listed entities in India. This necessitates registration on various ESPs and maintenance of multiple user IDs and passwords by the shareholders.

In order to increase the efficiency of the voting process, pursuant to a public consultation, it has been decided to enable e-voting to all the demat account holders, by way of a single login credential, through their demat accounts/ websites of Depositories/ Depository Participants. Demat account holders would be able to cast their vote without having to register again with the ESPs, thereby, not only facilitating seamless authentication but also enhancing ease and convenience of participating in e-voting process.

(iv) In terms of SEBI circular no. SEBI/HO/CFD/CMD/CIR/P/2020/242 dated December 9, 2020 on e-Voting facility provided by Listed Companies, Individual shareholders holding securities in demat mode are allowed to vote through their demat account maintained with Depositories and Depository Participants. Shareholders are advised to update their mobile number and email Id in their demat accounts in order to access e-Voting facility.

Pursuant to aforesaid SEBI Circular, Login method for e-Voting and joining virtual meetings for Individual shareholders holding securities in Demat mode CDSL/NSDL is given below:

Type of shareholders	Login Method
Individual Shareholders holding securities in Demat mode with CDSL	1) Users who have opted for CDSL Easi/Easiest facility, can login through their existing user id and password. Option will be made available to reach e-Voting page without any further authentication. The URL for users to login to Easi /Easiest are https://web.cdslindia.com/myeasi/home/login or visit www.cdslindia.com and click on Login icon and select New System Myeasi. 2) After successful login the Easi / Easiest user will be able to see the e-Voting option for eligible companies where the evoting is in progress as per the information provided by company. On clicking the e-voting option, the user will be able to see e-Voting page of the e-Voting service provider for casting your vote during the remote e-Voting period or joining virtual meeting & voting during the meeting. Additionally, there is also links provided to access the system of all e-Voting Service Providers i.e. CDSL/NSDL/KARVY/ LINKINTIME, so that the user can visit the e-Voting service providers' website directly. 3) If the user is not registered for Easi/Easiest, option to register is available at https://web.cdslindia.com/myeasi/Registration/EasiRegistration 4) Alternatively, the user can directly access e-Voting page by providing Demat Account Number and PAN No. from a e-Voting link available on www.cdslindia.com home page. The system will authenticate the user by sending OTP on registered Mobile & Email as recorded in the Demat Account. After successful authentication, user will be able to see the e-Voting option where the evoting is in progress and also able to directly access the system of all e-Voting Service Providers.

Type of shareholders	Login Method
Individual Shareholders holding securities in demat mode with NSDL	1) If you are already registered for NSDL IDeAS facility, please visit the e-Services website of NSDL. Open web browser by typing the following URL: https://eservices.nsdl.com either on a Personal Computer or on a mobile. Once the home page of e-Services is launched, click on the "Beneficial Owner" icon under "Login" which is available under 'IDeAS' section. A new screen will open. You will have to enter your User ID and Password. After successful authentication, you will be able to see e-Voting services. Click on "Access to e-Voting" under e-Voting services and you will be able to see e-Voting page. Click on company name or e-Voting service provider name and you will be re-directed to e-Voting service provider website for casting your vote during the remote e-Voting period or joining virtual meeting & voting during the meeting. 2) If the user is not registered for IDeAS e-Services, option to register is available at https://eservices.nsdl.com. Select "Register Online for IDeAS "Portal or click at https://eservices.nsdl.com/SecureWeb/IdeasDirectReg.jsp 3) Visit the e-Voting website of NSDL. Open web browser by typing the following URL: https://www.evoting.nsdl.com/ either on a Personal Computer or on a mobile. Once the home page of e-Voting system is launched, click on the icon "Login" which is available under 'Shareholder/Member' section. A new screen will open. You will have to enter your User ID (i.e. your sixteen digit demat account number hold with NSDL), Password/OTP and a Verification Code as shown on the screen. After successful authentication, you will be redirected to NSDL Depository site wherein you can see e-Voting page. Click on company name or e-Voting service provider name and you will be redirected to e-Voting service provider website for casting your vote during the remote e-Voting period or joining virtual meeting & voting during the meeting
Individual Shareholders (holding securities in demat mode) login through their Depository Participants	You can also login using the login credentials of your demat account through your Depository Participant registered with NSDL/CDSL for e-Voting facility. After Successful login, you will be able to see e-Voting option. Once you click on e-Voting option, you will be redirected to NSDL/ CDSL Depository site after successful authentication, wherein you can see e-Voting feature. Click on company name or e-Voting service provider name and you will be redirected to e-Voting service provider website for casting your vote during the remote e-Voting period or joining virtual meeting & voting during the meeting.

Important note: Members who are unable to retrieve User ID/ Password are advised to use Forget User ID and Forget Password option available at above mentioned website.

Helpdesk for Individual Shareholders holding securities in demat mode for any technical issues related to login through Depository i.e. CDSL and NSDL

Login type	Helpdesk details
Individual Shareholders holding securities in Demat mode with CDSL	Members facing any technical issue in login can contact CDSL helpdesk by sending a request at helpdesk.evoting@cdslindia.com or contact at 022- 23058738 and 22-23058542-43.
Individual Shareholders holding securities in Demat mode with NSDL	Members facing any technical issue in login can contact NSDL helpdesk by sending a request at evoting@nsdl.co.in or call at toll free no.: 1800 1020 990 and 1800 22 44 30

(v) Login method for e-Voting and joining virtual meeting for shareholders other than individual shareholders holding in Demat form & physical shareholders.

1) The shareholders should log on to the e-voting website www.evotingindia.com.

2) Click on "Shareholders" module.

3) Now enter your User ID

   a. For CDSL: 16 digits beneficiary ID,

   b. For NSDL: 8 Character DP ID followed by 8 Digits Client ID,

   c. Shareholders holding shares in Physical Form should enter Folio Number registered with the Company.

4) Next enter the Image Verification as displayed and Click on Login.

5) If you are holding shares in demat form and had logged on to www.evotingindia.com and voted on an earlier e-voting of any company, then your existing password is to be used.

6) If you are a first-time user follow the steps given below:

	For Shareholders holding shares in Demat Form other than individual and Physical Form
PAN	Enter your 10 digit alpha-numeric *PAN issued by Income Tax Department (Applicable for both demat shareholders as well as physical shareholders) • Shareholders who have not updated their PAN with the Company/Depository Participant are requested to use the sequence number sent by Company/RTA or contact Company/RTA.
Dividend Bank Details OR Date of Birth (DOB)	Enter the Dividend Bank Details or Date of Birth (in dd/mm/yyyy format) as recorded in your demat account or in the company records in order to login. • If both the details are not recorded with the depository or company, please enter the member id / folio number in the Dividend Bank details field as mentioned in instruction (v).

(vi) After entering these details appropriately, click on "SUBMIT" tab.

(vii) Shareholders holding shares in physical form will then directly reach the Company selection screen. However, shareholders holding shares in demat form will now reach 'Password Creation' menu wherein they are required to mandatorily enter their login password in the new password field. Kindly note that this password is to be also used by the demat holders for voting for resolutions of any other company on which they are eligible to vote, provided that company opts for e-voting through CDSL platform. It is strongly recommended not to share your password with any other person and take utmost care to keep your password confidential.

(viii) For shareholders holding shares in physical form, the details can be used only for e-voting on the resolutions contained in this Notice.

(ix) Click on the EVSN for the Shilp Gravures Limited on which you choose to vote.

(x) On the voting page, you will see "RESOLUTION DESCRIPTION" and against the same the option "YES/NO" for voting. Select the option YES or NO as desired. The option YES implies that you assent to the Resolution and option NO implies that you dissent to the Resolution.

(xi) Click on the "RESOLUTIONS FILE LINK" if you wish to view the entire Resolution details.

(xii) After selecting the resolution, you have decided to vote on, click on "SUBMIT". A confirmation box will be displayed. If you wish to confirm your vote, click on "OK", else to change your vote, click on "CANCEL" and accordingly modify your vote.

(xiii) Once you "CONFIRM" your vote on the resolution, you will not be allowed to modify your vote.

(xiv) You can also take a print of the votes cast by clicking on "Click here to print" option on the Voting page.

(xv) If a demat account holder has forgotten the login password then Enter the User ID and the image verification code and click on Forgot Password & enter the details as prompted by the system.

(xvi) Facility for Non – Individual Shareholders and Custodians –Remote Voting

- Non-Individual shareholders (i.e. other than Individuals, HUF, NRI etc.) and Custodians are required to log on to www.evotingindia.com and register themselves in the "Corporates" module.
- A scanned copy of the Registration Form bearing the stamp and sign of the entity should be emailed to helpdesk.evoting@cdslindia.com.
- After receiving the login details a Compliance User should be created using the admin login and password. The Compliance User would be able to link the account(s) for which they wish to vote on.
- The list of accounts linked in the login should be mailed to helpdesk.evoting@cdslindia.com and on approval of the accounts they would be able to cast their vote.
- A scanned copy of the Board Resolution and Power of Attorney (POA) which they have issued in favour of the Custodian, if any, should be uploaded in PDF format in the system for the scrutinizer to verify the same.
- Alternatively Non Individual shareholders are required to send the relevant Board Resolution/ Authority letter etc. together with attested specimen signature of the duly authorized signatory who are authorized to vote, to the Scrutinizer and to the Company at the email address cs@shilpgravures.com / purvipatel@shilpgravures.com, if they have voted from individual tab & not uploaded same in the CDSL e-voting system for the scrutinizer to verify the same.

INSTRUCTIONS FOR SHAREHOLDERS ATTENDING THE AGM THROUGH VC/OAVM & E-VOTING DURING MEETING ARE AS UNDER:

1. The procedure for attending meeting & e-Voting on the day of the AGM is same as the instructions mentioned above for Remote e-voting.
2. The link for VC/OAVM to attend meeting will be available where the EVSN of Company will be displayed after successful login as per the instructions mentioned above for Remote e-voting.
3. Shareholders who have voted through Remote e-Voting will be eligible to attend the meeting. However, they will not be eligible to vote at the AGM.
4. Shareholders are encouraged to join the Meeting through Laptops / IPads for better experience.
5. Further shareholders will be required to allow Camera and use Internet with a good speed to avoid any disturbance during the meeting.
6. Please note that Participants Connecting from Mobile Devices or Tablets or through Laptop connecting via Mobile Hotspot may experience Audio/Video loss due to Fluctuation in their respective network. It is therefore recommended to use Stable Wi-Fi or LAN Connection to mitigate any kind of aforesaid glitches.
7. Shareholders who would like to express their views/ask questions during the meeting may register themselves as a speaker by sending their request in advance atleast 7 days prior to meeting mentioning their name, demat account number/folio number, email id, mobile number at (company email id). The shareholders who do not wish to speak during the AGM but have queries may send their queries in advance 7 days prior to meeting mentioning their name, demat account number/folio number, email id, mobile number at cs@shilpgravures.com / purvipatel@shilpgravures.com. These queries will be replied to by the company suitably by email.
8. Those shareholders who have registered themselves as a speaker will only be allowed to express their views/ask questions during the meeting.
9. Only those shareholders, who are present in the AGM through VC/OAVM facility and have not casted their vote on the Resolutions through remote e-Voting and are otherwise not barred from doing so, shall be eligible to vote through e-Voting system available during the AGM.
10. If any Votes are cast by the shareholders through the e-voting available during the AGM and if the same shareholders have not participated in the meeting through VC/OAVM facility, then the votes cast by such shareholders shall be considered invalid as the facility of e-voting during the meeting is available only to the shareholders attending the meeting.

PROCESS FOR THOSE SHAREHOLDERS WHOSE EMAIL/MOBILE NO. ARE NOT REGISTERED WITH THE COMPANY/DEPOSITORIES.

1. For Physical shareholders- please provide necessary details like Folio No., Name of shareholder, scanned copy of the share certificate (front and back), PAN (self attested scanned copy of PAN card), AADHAR (self attested scanned copy of Aadhar Card) by email to Company/RTA email id.
2. For Demat shareholders -, Please update your email id & mobile no. with your respective Depository Participant (DP)
3. For Individual Demat shareholders – Please update your email id & mobile no. with your respective Depository Participant (DP) which is mandatory while e-Voting & joining virtual meetings through Depository.

If you have any queries or issues regarding attending AGM & e-Voting from the CDSL e-Voting System, you can write an email to helpdesk.evoting@cdslindia.com or contact at 022- 23058738 and 022-23058542/43.

All grievances connected with the facility for voting by electronic means may be addressed to Mr. Rakesh Dalvi, Sr. Manager, (CDSL,) Central Depository Services (India) Limited, A Wing, 25th Floor, Marathon Futurex, Mafatlal Mill Compounds, N M Joshi Marg, Lower Parel (East), Mumbai - 400013 or send an email to helpdesk.evoting@cdslindia.com or call on 022-23058542/43.

EXPLANATORY STATEMENT

(Pursuant to Section 102 of the Companies Act, 2013)

The following Explanatory Statement, as required under Section 102 of the Companies Act, 2013 (Act), sets out all the material facts relating to the business proposed to be transacted under Item Nos. 4 to 5 of the accompanying Notice dated 14th August, 2021.

Item No. 4 – Re-appointment of Mr. Ambar Patel as Managing Director

At the 25th Annual General Meeting ("AGM") held on 14th July, 2018, the members of the Company had approved the re-appointment of Mr. Ambar Patel, as Managing Director of the Company for a period of three years w.e.f. 1st July, 2018 to 30th June, 2021, upon the terms of re-appointment and remuneration payable to him. The present term of Mr. Ambar Patel as Managing Director of the Company expires on 30th June, 2021.

In accordance with provisions of Sections 196, 197, 198 and 203 read together with Schedule V and the Companies (Appointment and Remuneration of Managerial Personnel) Rules, 2014 and other applicable provisions, if any, of the Companies Act, 2013, the Board of Directors of the Company at their meeting held on 18th May, 2021, subject to the approval of the Shareholders of the Company, re-appointed Mr. Ambar Patel as Managing Director of the Company for a period of 3 (three) years with effect from 01st July, 2021.

Mr. Ambar Patel, 68, is B.E. (Mech.), Diploma in Electrical Engineering. He took charge as Managing Director of the Company in the year 1993 and has taken very pro-active efforts in the operations and management of the company since then. He has now more than 38 years of experience in Printing and Gravure Industry. He ventured into the manufacturing business of electronically engraved cylinder. Mr. Ambar Patel is also actively associated with various Professional Bodies, Education, Charitable and other Trusts. Considering Managing Director's rich experience, subject matter expertise and immense contribution, the re-appointment and remuneration of Mr. Ambar Patel as Managing Director of the Company was also approved by the Nomination and Remuneration Committee at its Meeting held on 17th May, 2021.

The draft of the Agreement to be entered into by the Company with Mr. Ambar Patel, shall be available electronically for inspection by the shareholders of the Company.

Broad particulars of the terms of re-appointment and remuneration payable to Mr. Ambar Patel as Managing Director are as under:-

1.	Period	From 1st July, 2021 to 30th June, 2024
2.	Duties and Power	The Managing Director shall perform the duties and exercise the powers assigned to him or vested in him by the Board of Directors of the Company from time to time.
3.	Remuneration	Mr. Ambar Patel shall be entitled to following remuneration, benefits and perquisites as may be fixed by Board of Directors from time to time, subject to the ceiling limits mentioned herein. However, the aggregate remuneration, including perquisites, allowance or any other payment, shall not exceeds ₹ 95,63,200 during the tenure of appointment.
	Basic Salary	₹ 4.75 Lacs (Rupees Four Lacs Seventy Five Thousand Only) per month.
	Perquisites & Allowances	In addition to the salary and bonus payable, Mr. Ambar Patel shall also be entitled to perquisites and allowances such as House Rent Allowance or furnished accommodation in lieu thereof, Education Allowance, Uniform Allowance, Management Allowance, Leave Travel Allowance, Medical Insurance, Contribution to Provident Fund as per rules of the Company. He shall also be entitled to Annual Incentive / Annual Pay after taking into account financial position of the Company, qualification, experience and past performance.
		The terms and conditions of the said reappointment may be altered, amended, varied and modified from time to time by the Board of Directors or Committee thereof as it may be permissible and if deemed fit in terms of the Companies Act, 2013 or any amendments or modifications or re-enactments made thereto in consultation with Mr. Ambar Patel.
4.	Compensation	If before the expiry of the Agreement, the tenure of his office as Managing Director is determined, he shall be entitled to compensation for the loss of office subject to the provisions of Section 202 of the Companies Act, 2013.

Other Terms and Conditions:

1. The appointee shall not be liable to retire by rotation.
2. No sitting fees shall be paid to the appointee for attending the meetings of the Board of Directors or Committees thereof.
3. The agreement may be terminated by either party, giving the other party three months' notice in writing of such termination of the Company paying three months' salary in lieu of the notice.

Information required under Part II, Section II, of Schedule V of the Companies Act, 2013:

I	**General Information**		
	Nature of industry	Industrial Machinery	
	Date or expected date of commencement of commercial production	The Company is in operation since the year 1995	
	In case of new companies, expected date of commencement of activities as per project approved by financial institutions appearing in the prospectus	Not Applicable	
	Financial performance based on given indications - As per the Audited Financial Statement for the year ended on 31.03.2021	**Particulars**	**Rupees in (Lacs)**
		Revenue from Operations (Net of taxes)	6279.68
		Other Income	638.57
		Total Revenue	6918.25
		Cost of Material Consumed	1744.10
		Employees benefit expenses	2036.00
		Manufacturing & Other Expense	1322.59
		Depreciation	478.62
		Finance Cost	85.13
		Total Expenditure	5666.44
		Profit after Depreciation & Finance Cost	1251.81
		Current Tax	218.72
		Short provisions for tax relation to prior years	10.39
		Deferred Tax	(24.82)
		Net Profit after Tax	1047.52
		Other Comprehensive income	6.72
		Total Comprehensive income	1054.24
	Foreign investment or collaboration	Not applicable	
II	**Information about the appointee:**		
	Background details	Mr. Ambar Patel, is B.E. (Mech.) Diploma in Electric Engineering. He took charge as Managing Director of the Company in the year 1993 and has taken very pro-active efforts in the operations and management of the company since then. He has now more than 38 years of experience in Printing and Gravure Industry. He ventured into the manufacturing business of electronically engraved cylinder. Mr. Ambar Patel is also actively associated with various Professional Bodies, Education, Charitable and other Trusts. Mr. Ambar Patel has been promoter director providing services at the helm of the operations since inception. His educational background and rich industry experience make him and ideal candidate for the position.	
	Past remuneration	Remuneration immediately preceding three financial years:	
		Financial Year / **Remuneration (₹ In Lacs)**: 2018-19 — 83.45; 2019-20 — 87.48; 2020-21 — 87.48	
	Job profile and suitability	Mr. Ambar Patel renders services as Managing Director of the Company.	
	Remuneration proposed	As detailed in the explanatory statement of Item No. 4 of this notice. The proposed remuneration is commensurate with the responsibilities of the Appointee.	

	Comparative remuneration profile with respect to industry, size of the Company, profile of the position and person (in case of expatriates the relevant details would be with respect to the country of his origin)	In the present challenging business environment, the duties and responsibilities of Mr. Ambar Patel as Managing Director has grown manifold. There is a continuous need for formulation of competitive strategies and periodical review thereof for successful implementation and sustained overall development of the Company, which has necessitated his increased focus and higher involvement in Company's matters. In the times ahead, it is imperative that the Company's growth strategy continues under the continued guidance and leadership of Mr. Ambar Patel with rich experiential background. The Company remains reinforced to strive through the challenging times and on the growth chart. In view of the above, the proposed remuneration package is commensurate to prevailing levels in the industry and thereby is fit and justified for payment. Mr. Ambar Patel is a proven performer of varied attributes and is a perfect combination of technocrat and a leader.
	Pecuniary relationship directly or indirectly with the company, or relationship with the managerial personnel, if any	Besides the remuneration proposed, Managing Director does not have any pecuniary relationship with the Company.
III	**Other Information**	
	Reasons for loss or inadequate profits	The Company is making profit.
	Steps taken or proposed to be taken for improvement	The Company has strengthened its Balance Sheet by improving working capital management. With the overall improved business scenario and healthy order book position, the Company would grow in the coming years.
	Expected increase in productivity and profits in measurable terms	

Particulars	**Financial Year ended 31/03/2021 (₹ In Lacs)**	**Financial Year ended 31/03/2020 (₹ In Lacs)**
Sales (Net of taxes)	6279.68	6587.00
Other Income	638.57	141.34
Profit for the year	1047.52	113.45
Other Comprehensive Income	6.72	(3.88)
Total comprehensive income	1054.24	109.57

The Board of Directors recommends member's approval for the resolution set forth in Item no. 4 for re-appointment of and remuneration payable to Mr. Ambar Patel, as Managing Director, in terms of the provisions of the act.

Except Mr. Ambar Patel none of the Directors and Key Managerial Personnel of the Company or their relatives is concerned or interested, financially or otherwise in this resolution set out at Item no. 4, as appended above.

The disclosure under regulation 36(3) of SEBI (Listing Obligations and Disclosure Requirements) Regulation 2015, is provided at Annexure of this Notice.

Item No.5

Section 188(1) of the Act read with Rule 15 (3) of the Companies (Meetings of Board and its Powers) Rules, 2014, inter alia, provides that any contract or arrangement with a related party (as defined under the Act) in respect of certain kinds of transactions require prior approval of the shareholders of the company, by way of ordinary resolution. Such transactions include, inter alia, following:

(a) Sale, purchase of supply of any goods or materials.

(b) Selling or otherwise disposing of, or buying property of any kind.

(c) Leasing of property of any kind.

(d) Availing or rendering of any services

(e) Appointment of any agent for purchase or sale of goods, materials, services or property.

(f) Such related party's appointment to any office or place of profit in the Company, its subsidiary company or associate company; and

(g) Underwriting the subscription of any securities or derivatives thereof of the Company.

Whereas, Regulation 23(4) of the SEBI (Listing Obligations & Disclosure Requirements) Regulations, 2015, requires all Material Related Party Transactions to be approved by the Shareholders. Now, in our case the appended Related Party Transaction(s) does not fall under the criteria of the aforesaid provisions and the amount of transaction is also not significant. However the Company wishes to obtain the approval of shareholders for the sake of abundant caution and good corporate governance.

In the light of provisions of the Companies Act, 2013 and SEBI (Listing Obligations & Disclosure Requirements) Regulations, 2015, the Members of the Audit Committee and the Board of Directors of your Company have approved the proposed transactions along with annual limits that your Company may enter into with the said Related Party (as defined under the Companies Act, 2013) for the Financial Year 2021-2022.

All prescribed disclosures as required to be given under the provisions of the 2013 Act and the Companies (Meetings of Board and its Powers) Rules, 2014 are given herein below for kind perusal of the members.

Sr.	Name of Related Party	Relationship	Nature of Transaction	Duration	Amount
1.	Mrs. Monica Kanuga	Non- Executive Director	Rendering of Professional Services	1st April, 2021 to 31st March, 2022	₹7.00 Lacs (not exceeding)

- Name of the related party and nature of relationship: As provided in the details above.
- Nature, duration of the contract and particulars of the contract or arrangement:

Mrs. Monica Kanuga is a Practicing Company Secretary. She provides professional and advisory services to the Company since over two decades and has also been the Secretarial Auditor under the provisions of the Companies Act, 2013. The Company proposes to continue with her services at such professional fees which do not exceed Rs. 7.00 Lacs per annum.

Members are hereby informed that pursuant to second proviso of Section 188 (1) of the 2013 Act, no member of the Company shall vote on such resolution to approve any contract or arrangement which may be entered into by the Company, if such member is a related party. The Board of Directors of your Company has approved this item in the Board Meeting held on May 18, 2021 and recommends the Resolution as set out in the accompanying Notice for the approval of the Shareholders as Ordinary Resolution.

No director, key managerial personnel or their relatives except Mrs. Monica Kanuga, to whom the resolution relates, is interested in or concerned with the resolution in Item no.5 of the Notice.

The Board recommends the resolution set forth in Item no.5 for the approval of members.

By Order of the Board
For Shilp Gravures Limited
Sd/-
Bharat Patel
Company Secretary

Place: Rakanpur
Date: 14th August, 2021
Registered Office:
778/6, Pranukh Industrial Estate,
Sola Santej Road, Village-Raknapur,
Ta- Kalol, Dist. Gandhinagar - 382722
Gujarat, India.
CIN: L27100GJ1993PLC020552

ANNEXURE TO NOTICE

Details of Directors seeking appointment/re-appointment at the Annual General Meeting pursuant to Regulation 36(3) of the SEBI (Listing Obligations and Disclosure Requirements) Regulations, 2015 and other applicable provisions are as under:

Name	**Mr. Ambar Patel (DIN:00050042) – Managing Director**
Date of Appointment	29th October, 1993
Date of Birth	20th November, 1953
Educational Qualification	B.E. (Mechanical), D.E.E
Nationality	Indian
Expertise in specific Functional Area	Mr. Ambar Patel has over 38 years of experience in Printing and Gravure Industry. He ventures into the manufacturing business of electronically engraved cylinder under the name and style of "SHILP GRAVURES LIMITED" as a Managing Director of the Company since 1994 and since then he is overall incharge of the Company and responsible for Sales, Marketing and Administration of the Organisation. He is also active member of various organizations such as 'Gujarat Chamber of Commerce and industry' and 'Ahmedabad Management Association'. Mr. Ambar Patel has been promoter director providing services at the helm of the operations since inception.
Directorships held in other public Companies (Excluding foreign and private Companies)	CD commodities Broking Limited Harsha Engineers Limited
Committee Memberships/ Chairmanship in other Public Companies including Shilp	Shilp Gravures Limited: Corporate Social Responsibility Committee: Member Harsha Engineers Limited: Audit Committee: Member Stakeholder's Relationship Committee: Member Corporate Social Responsibility Committee: Member
Shareholding in Shilp	243910 Equity Shares
Details of Board/Committee Meetings attended by the directors during the year	Please refer to Corporate Governance Report
Disclosure of relationships between director inter-se Directors inter-se	There are no inter-se relationship between the Board Members

Name	**Mr. Nipam Shah (DIN:00 0936 97) Non-Executive Director**
Date of Appointment	23rd September, 2015
Date of Birth	16th September, 1961
Educational Qualification	B.Com, Chartered Accountant
Nationality	Indian
Expertise in specific Functional Area	Mr. Nipam Shah is an Entrepreneur, Mentor and Advisors to various ventures in the area of Technology. Mr. Nipam Shah is also founder of a boutique Investment Banking Firm, NRS Advisors Pvt Ltd. During his advisory career of over 30 years, Mr. Shah has advised large number of corporate transactions across the sectors and territorial jurisdictions involving Strategic Sale, Technology Transfers, M&A, Private Equity, Corporate Restructuring. Mr. Shah has co-founded and mentored technology ventures in the areas of Telecom Operations Support systems, Cyber Security, Data Science and Educational Technologies etc. Mr. Shah also renders his services to not for profit organizations, such as a member of the Board of Directors of The Kalupur Commercial Co-Op Bank Ltd, Governing Board of Ahmedabad Management Association and Board of Trustees of Health and Care Foundation.
Directorships held in other public Companies (Excluding foreign and private Companies)	NIL
Committee Memberships/ Chairmanship in other Public Companies including Shilp	Shilp Gravures Limited: Audit Committee : Member Nomination and Remuneration Committee: Member Corporate Social Responsibility Committee: Chairman
Shareholding in Shilp	NIL
Details of Board/ Committee Meetings attended by the directors during the year	Please refer to Corporate Governance Report
Disclosure of relationships between director inter-se Directors inter-se	There are no inter-se relationship between the Board Members

BOARD'S REPORT

To the Members,

The Board of Directors are pleased to present the Company's 28th Annual Report on business and operations, together with the audited financial statements (standalone as well as consolidated) for the financial year ended March 31, 2021.

1. FINANCIAL PERFORMANCE: -

The financial performance of your Company for the Financial Year ended March 31, 2021 is summarized below:

(₹ in Lacs)

Particulars	Standalone		Consolidated	
	Financial Year ended 31st March, 2021	Financial Year ended 31st March, 2020	Financial Year ended 31st March, 2021	Financial Year ended 31st March, 2020
Revenue from Operations	6279.68	6587.00	6981.35	7064.59
Other Income	638.57	141.34	605.43	122.32
Total Revenue	**6918.25**	**6728.34**	**7586.78**	**7186.91**
Operating expenses	5102.69	5754.99	5711.82	6212.84
Depreciation and Amortisation expenses	478.62	588.64	540.08	613.71
Finance Cost	85.13	130.17	107.34	147.27
Total Expenditure	**5666.44**	**6473.80**	**6359.24**	**6973.82**
Profit before Tax	**1251.81**	**254.54**	**1227.54**	**213.09**
Tax Expense				
Current tax	218.72	112.58	218.72	112.58
Short provision for tax relating to prior years	10.39	-	10.39	-
Deferred tax	(24.82)	28.51	(28.45)	13.64
Profit for the year	**1047.52**	**113.45**	**1026.88**	**86.87**
Other Comprehensive Income (net of tax)	6.72	(3.88)	6.72	(7.24)
Total Comprehensive Income	**1054.24**	**109.57**	**1033.60**	**79.63**
Opening Balance of Retained Earning	**4301.92**	**4439.76**	**4272.19**	**4440.02**
Amount available for appropriation	**5356.16**	**4549.33**	**5305.79**	**4519.62**
Appropriations:				
Transfer to General Reserves	-	25.00	-	25.00
Dividend on Equity Shares	-	184.49	-	184.49
Tax on Dividend	-	37.92	-	37.92
Balance Carried to Balance Sheet	**5356.16**	**4301.92**	**5305.79**	**4272.19**

2. REVIEW OF OPERATIONS:

On a consolidated basis, the revenue from operations for the FY 2020-21 was ₹ 6981.35 Lacs, lower by 1.18% over the previous year revenue of ₹ 7064.59 Lacs. The Profit after tax ("PAT") for FY 2020-21 was ₹ 1026.79 Lacs over the previous year's Profit after tax ("PAT") of ₹ 86.87 lacs, higher by 1081.98%. On standalone basis, the revenue from operations for FY 2020-21 was ₹ 6279.68 Lacs, lower by 4.66% over the previous year's revenue of ₹ 6587.00 Lacs in FY 2019-20. The Profit after tax ("PAT") was ₹ 1047.52 Lacs over the previous year's Profit after tax ("PAT") of ₹ 113.45 Lacs, higher by 823.33%.

3. DIVIDEND:

The Board of Directors has recommended a payment of dividend at a rate of ₹ 1.80/- (18%) per equity share for the year ended March 31, 2021 on the face value of ₹ 10/- per share on 61,49,800 Equity Shares, subject to the approval of the Members at the 28th Annual General Meeting ("AGM"). The Final Dividend on equity shares, if approved by the members, would involve a cash outflow of ₹ 110.70 Lacs.

4. COVID -19 IMPACT ON BUSINESS OPERATIONS:

In light of the COVID-19 pandemic and disruptions in the operations across the globe, the Company outlined the following focus areas during the year to minimize the impact on its business operations:

Health & Safety: One of the key focus areas for the management was undertaking all necessary measures to ensure safety and well-being of its employees, business partners, communities and to safeguard the interests of its customers and distributors to the best possible extent during the unprecedented times.

Manufacturing Facilities: As per the relaxations provided by the Government of India for essential services, the printing and packaging industry the Company received the requisite permissions from respective state governments to operate certain production facilities during the lockdown period. While the unit was operating at a lower manpower during the lockdown, from December 31, 2020, all the manufacturing facilities are operational at normal levels. The Company continues to undertake all necessary measures to ensure and maintain the highest standards of hygiene and social distancing norms at its plants and corporate and registered office.

Debt Obligations: Despite the impact of the pandemic, the Company has been servicing all its debt obligations.

5. PUBLIC DEPOSITS:

The Company has not accepted any deposits falling under the ambit of Section 73 of the Companies Act, 2013 (hereinafter referred to as "The Act") and the Rules framed thereunder during the year under review.

6. PARTICULARS OF LOANS, GUARANTEES OR INVESTMENTS:

The details of Loans, Guarantees and Investments covered under the provisions of Section 186 of the Act read with the Companies (Meetings of Board and its Powers) Rules, 2014 are given in the Notes to the Financial Statements.

7. CONSERVATION OF ENERGY, TECHNOLOGY ABSORPTION AND FOREIGN EXCHANGE EARNINGS AND OUTGO:

The information on conservation of energy, technology absorption and foreign exchange earnings and outgo as stipulated under Section 134(3)(m) of the Act read with Rule 8 of the Companies (Accounts) Rules, 2014 is attached to this report as **Annexure - A**.

8. CORPORATE GOVERNANCE:

During the year under review, the Company complied with the provisions relating to corporate governance as provided under the Listing Regulations. The compliance report together with a certificate from the Company's auditors confirming the compliance is provided in the Separate Report on Corporate Governance, which forms part of the Annual Report.

9. MANAGEMENT DISCUSSION & ANALYSIS REPORT:

Pursuant to Regulation 34 of the Listing Regulations, the Management Discussion and Analysis Report for the year under review, is presented in a separate section, forming part of the Annual Report. Certain statement of the said report may be forward looking. Many factors may affect the actual results, which could be different from what the directors envisage in terms of performance and outlook.

10. LISTING OF SHARES:

The Equity Shares of the Company are listed on the BSE Limited (BSE) with scrip code No. 513709. The Company confirms that the annual listing fees to stock exchanges for the financial year 2021-22 have been paid.

11. DIRECTORS & KEY MANAGERIAL PERSONNEL:

11.1. Appointment/Re-appointment of Directors

In terms of the Articles of Association of the Company and on the recommendation of the Nomination and Remuneration Committee and the Board of Directors, in its respective meetings held on 17th May, 2021 and 18th May, 2021, subject to approval of the shareholders of the Company, re-appointed Mr. Ambar Patel (DIN:00050042) as Managing Director for a period of three years, effective from 1st July, 2021.

11.2. Director liable to Retire by Rotation

In accordance with the provisions of Companies Act, 2013 and Articles of Association of the Company, Mr. Nipam Shah (DIN: 00093697) is liable to retire by rotation at the ensuing Annual General Meeting of the Company and being eligible, offer himself for re-appointment. The Board recommends his appointment as Director of the Company retiring by rotation.

Brief resume and other details of the Director(s) being appointed/re-appointed at the ensuing AGM as stipulated under Secretarial Standard-2 issued by the Institute of Company Secretaries of India and Regulation 36 of the SEBI (LODR) Regulations, is separately disclosed in the Notice of the 28th Annual General Meeting of the Company.

11.3. Declaration by Independent Directors

The Company's Independent Directors have submitted requisite declarations confirming that they continue to meet the criteria of independence as prescribed under Section 149(6) of the Act and Regulation 16(1)(b) of the Listing Regulations and there has been no change in the circumstances, which may affect their status as Independent Director during the year. Also, your Company has received annual declarations from all the Independent Directors of the Company confirming that they have already registered their names with the data bank maintained by the Indian Institute of Corporate Affairs ["IICA"] as prescribed by the Ministry of Corporate Affairs.

The Independent Directors met on March 20, 2021, without the attendance of Non-Independent Directors and members of the Management.

11.4 Key Managerial Personnel

Mr. Ambar Patel - Managing Director, Mr. Roshan Shah - Chief Executive Officer, Mr. Amit Agrawal - Chief Financial Officer and Mr. Bharat Patel - Company Secretary, continued to be the Key Managerial Personnel of your Company in accordance with the provisions of Section 203 of the Act read with the Companies (Appointment and Remuneration of Managerial Personnel) Rules, 2014.

12. DIRECTORS' RESPONSIBILITY STATEMENT:

Pursuant to Section 134(5) of the Companies Act, 2013, the Board of Directors, to the best of their knowledge and ability, confirm that:

a) that in the preparation of the annual financial statements for the year ended March 31, 2021, the applicable accounting standards have been followed along with proper explanation relating to material departures, if any;

b) that such accounting policies have been applied consistently and judgment and estimates have been made that are reasonable and prudent so as to give a true and fair view of the state of affairs of the Company as on March 31, 2021, and of the profit of the Company for the year ended on that date;

c) that proper and sufficient care has been taken for the maintenance of adequate accounting records in accordance with the provisions of the Act for safeguarding the assets of the Company and for preventing and detecting fraud and other irregularities;

d) that the annual accounts have been prepared on a going concern basis;

e) that the internal financial controls followed by the Company are adequate and has been operating effectively; and

f) that proper systems to ensure compliance with the provisions of all applicable laws have been devised and such systems were adequate and were operating effectively.

13. BOARD AND COMMITTEES OF THE BOARD:

The number of meetings of the Board and various Committees of the Board including composition are set out in the Corporate Governance Report which forms part of this report. The intervening gap between the meetings was within the period prescribed under the provisions of Section 173 of the Act and SEBI (LODR) Regulations.

14. SUBSIDIARY COMPANIES / ASSOCIATE COMPANIES / JOINT VENTURE:

Pursuant to the provisions of Section 129 (3) of the Act, a statement containing the salient features of financial statement of the Company's subsidiary in Form AOC-1 is given in **Annexure-B**. During the year, Etone India Private Limited (ETONE) was a material subsidiary of the Company, as per Listing Regulations. The Secretarial Audit Report of material subsidiary is also annexed to this annual report as per regulation 24A of the Listing Regulations. The Company is in compliance with Regulation 24 of the Listing Regulations.

The Company does not have any Associate or Joint Venture within the meaning of Section 2(6) of Companies Act, 2013 ("ACT").

15. CONSOLIDATED FINANCIAL STATEMENT:

The Consolidated Financial Statements of your Company prepared in accordance with the provisions of the Companies Act, 2013, SEBI (Listing obligations and Disclosure Requirement) Regulations 2015 and applicable Accounting Standards prescribed under section 133 of the Companies Act, 2013 form part of this annual report. Further, pursuant to the provisions of Section 136 of the Companies Act, 2013 the financial statements of the Company, consolidated financial statements along with relevant documents and separate audited financial statements in respect of subsidiary, are available on the website of the company. Any member interested in obtaining such document may write to the Company Secretary and the same shall be furnished on request.

16. WHISTLE BLOWER POLICY/ VIGIL MECHANISM:

The Company has adopted a whistle blower policy and has established the necessary vigil mechanism for employees and directors to report concerns about unethical behaviour. No person has been denied access to the Audit Committee. During the year under review, there was no case of whistle blowing. The provisions of this policy are in line with the provisions of Section 177(9) of the Companies Act, 2013 and as per the Regulation 22 read with Regulation 4(d)(iv) of SEBI (Listing Obligations and Disclosure Requirements) Regulations, 2015. The Company has formulated whistle blower policy which is available on Company's website at https://www.shilpgravures.com/Investorsrelations/policies.

17. CORPORATE SOCIAL RESPONSIBILITY:

The brief outline of the Corporate Social Responsibility (CSR) Policy of the Company as adopted by the Board and the initiatives undertaken by the Company on CSR activities during the year under review are set out in **Annexure-C** of this report in the format prescribed in the Companies (Corporate Social Responsibility Policy) Rules, 2014. In compliance with requirements of Section 135 of the Act, the Company has laid down a CSR Policy. For other details regarding the CSR Committee, please refer to the Corporate Governance Report, which is a part of this report. The CSR policy is available on https://www.shilpgravures.com/Investorsrelations/policies.

18. NOMINATION AND REMUNERATION POLICY:

To comply with the provisions of Section 178 of the Act and Rules made thereunder and Regulation 19 of SEBI (Listing obligations and Disclosure Requirement) Regulations 2015, the Company's Remuneration Policy for Directors, Key Managerial Personnel (KMP), Senior Management and other Employees of the Company is uploaded on website of the Company at https://www.shilpgravures.com/Investorsrelations/policies. The Policy includes, inter alia, the criteria for appointment and remuneration of Directors, KMPs, Senior Management Personnel and other employees of the Company.

19. BOARD EVALUATION:

To comply with the provisions of Section 134(3)(p) of the Act and Rules made thereunder and Regulation 17(10) of SEBI (Listing obligations and Disclosure Requirement) Regulations 2015, the Board has carried out the annual performance evaluation of its own performance, the Directors individually as well as the evaluation of the working of its Audit and Nomination & Remuneration Committees. The manner in which the annual performance evaluation has been carried out is explained in the Corporate Governance Report which forms part of this report.

20. ANNUAL RETURN:

Pursuant to Section 92(3) read with Section 134(3)(a) of the Companies Act, 2013, the Annual Return as on 31st March, 2021 is available on the Company's website at https://www.shilpgravures.com/investorsrelations/financials/annualreturn.

21. RELATED PARTY TRANSACTIONS:

All contracts/arrangements/transactions entered into by the Company during the Financial Year with related parties, as defined under the Act and SEBI (LODR) Regulations were in the ordinary course of business and on arm's length basis. During the year under review, your Company had not entered into any contract/ arrangement/ transaction with related parties which could be considered material in accordance with the Policy of the Company for Related Party Transactions, hence no detail is required to be provided in Form AOC-2 prescribed under Clause (h) of Sub section (3) of Section 134 of the Act and Rule 8(2) of the Companies (Accounts) Rules, 2014.

The Board of Directors of the Company has approved the criteria for taking the omnibus approval by the Audit Committee within the overall framework of the policy on related party transactions. Prior omnibus approval is obtained for related party transactions which are of repetitive nature and entered in the ordinary course of business and at an arm's length basis. All related party transactions are placed before the Audit Committee for review and approval. Members may refer to notes to the financial statement which sets out related party disclosures pursuant to IND AS-24. The Company has formulated a policy on related party transactions which is available on Company's website at https://www.shilpgravures.com/Investorsrelations/policies.

22. INTERNAL FINANCIAL CONTROLS:

The Company's internal financial controls are commensurate with the scale and complexity of its operations. The Directors had laid down internal financial controls to be followed by your Company and such policies and procedures adopted by your Company for ensuring the orderly and efficient conduct of its business, including adherence to your Company's policies, the safeguarding of its assets, the prevention and detection of frauds and errors, the accuracy and completeness of the accounting records, and the timely preparation of reliable financial information. The Audit Committee evaluates the internal financial control system periodically. The Statutory Auditors have provided their report on internal financial control which is annexed hereafter.

23. INDIAN ACCOUNTING STANDARDS (IND AS):

The Company has followed the relevant Accounting Standards notified by the Companies (Indian Accounting Standards) Rules, 2015 while preparing Financial Statements.

24. COMPLIANCE WITH SECRETARIAL STANDARDS ON BOARD AND GENERAL MEETING:

The Board of Directors affirms that the Company has complied with the applicable Secretarial Standards (SS) issued by the ICSI (SS1 and SS2), respectively relating to Meetings of the Board and its Committees.

25. TRANSFER OF EQUITY SHARES UNPAID/UNCLAIMED DIVIDEND TO THE INVESTOR EDUCATION AND PROTECTION FUND:

In line with the statutory requirements, the Company has transferred to the credit of the Investor Education and Protection Fund set up by the Government of India, equity shares in respect of which dividend had remained unpaid/unclaimed for a period of seven consecutive years within the timelines laid down by the MCA. Unpaid/unclaimed dividend for seven years or more has also been transferred to the IEPF pursuant to the requirements under the Act. The details are available on Company's website at https://www.shilpgravures.com/investorsrelations/shareholderinformation.

26. EQUAL OPPORTUNITY EMPLOYER:

The Company is an equal opportunity provider and continuously strives to build a work culture which promotes the respect and dignity of all employees across the Organization. In order to provide women employees a safe working environment at workplace and also in compliance with the provisions of the Sexual Harassment of Women at Workplace (Prevention, Prohibition and Redressal) Act, 2013 and Rules framed thereunder, the Company has formulated a well-defined policy on prevention, prohibition and redressal of complaints relating to sexual harassment of women at the workplace. No complaints pertaining to sexual harassment of women employees from any of the Company's locations were received during the year ended March 31, 2021.

27. PARTICULARS OF EMPLOYEES AND RELATED DISCLOSURES:

The information required under Section 197 of the Companies Act, 2013 read with rule 5(1) of the Companies (Appointment and Remuneration of Managerial Personnel) Rules, 2014 are provided in separate annexure forming part of this Report as **Annexure-D**.

28. MATERIAL CHANGES AND COMMITMENTS AFFECTING THE FINANCIAL POSITION OF THE COMPANY:

There are no material changes and commitments have occurred between the end of the financial year and the date of this Report which affect the financial statements of the Company in respect of the reporting year.

29. AUDITORS:

29.1 Statutory Auditors:

At the twenty-fifth AGM held on July 14, 2018 the Members approved appointment of M/s. Shah & Shah Associates, Chartered Accountants (Firm Registration No-113742W), as Statutory Auditors of the Company to hold office for a period of five years from the conclusion of that AGM till the conclusion of the thirty AGM, subject to ratification of their appointment by Members at every AGM, if so required under the Act. The requirement to place the matter relating to appointment of auditors for ratification by Members at every AGM has been done away by the Companies (Amendment) Act, 2017 with effect from May 7, 2018. Accordingly, no resolution is being proposed for ratification of appointment of statutory auditors at the ensuing AGM and a note in respect of same has been included in the Notice for this AGM. There has been no qualification, reservation or adverse remark or disclaimer in their Report. The Auditors' Report is enclosed with the financial statements in this Annual Report.

29.2 Secretarial Auditors:

Pursuant to the provisions of Section 204 of the Companies Act, 2013 and the Companies (Appointment and Remuneration of Managerial Personnel) Rules, 2014, the Board of Directors have appointed Mrs. Monica Kanuga, Practicing Company Secretary (FCS.:3868, CP No. 3868) as Secretarial Auditors to conduct Secretarial Audit of the Company for the Financial Year ended March 31, 2021. The Secretarial Audit Report for financial year 2020-21 in Form MR-3 is annexed, which forms part of this report, as **Annexure-E**. There were no qualifications, reservation or adverse remarks given by Secretarial Auditor of the Company in the Secretarial Audit Report of the Company.

29.3 Internal Auditors:

The Board of Directors appointed M/s. KJP & Associates LLP, Chartered Accountants, as Internal Auditors of the Company for the F. Y. 2020-21.

29.4 Reporting of frauds by auditors:

During the year under review, neither the statutory auditors nor the secretarial auditor have reported to the Audit Committee of the Board, under Section 143(12) of the Act, any instances of fraud committed against the Company by its officers or employees, the details of which would need to be mentioned in this Report.

30. INSURANCE:

All the insurable interests of the Company including Inventories, Buildings, Plant & Machinery and Liabilities under legislative enactments are adequately insured.

31. ACKNOWLEDGMENTS:

Your Company has maintained healthy, cordial and harmonious relations at all levels throughout the year. Your Company's organizational culture upholds professionalism, integrity and continuous improvement across all functions, as well as efficient utilization of the Company's resources for sustainable and profitable growth.

Your Directors wish to place on record their appreciation for the sincere services rendered by employees of the Company at all levels. Your Directors also wish to place on record their appreciation for the valuable co-operation and support received from various Government Authorities, Banks / Financial Institutions and other stakeholders such as members, customers and suppliers, among others. Your Directors also commend the continuing commitment and dedication of employees at all levels, which has been vital for the Company's success. Your Directors look forward to their continued support in future.

For and on behalf of the Board of Directors of
Shilp Gravuers Limited

Ambar Patel
(Managing Director)
(DIN: 00050042)

Shailesh Desai
(Director)
(DIN: 00169595)

Place: Rakanpur
Date: 18th May, 2021

Annexure - A

Information required under Section 134(3)(m) of the Companies Act, 2013 read with Rule 8(3) of the Companies (Accounts) Rules, 2014 pertaining to Conservation of Energy, Technology Absorption, Foreign Exchange Earnings and Outgo for the year ended 31st March, 2021:

(A) Conservation of Energy

(i) The steps taken or impact on Conservation of Energy :

The Company has installed (Solar -1) - Solar Roof Top Photovoltaic Power Generation plant in August-September, 2019 having Capacity of 201.285 KW and achieved significant saving about 1,65,871 Units Power which is used for all Plant and Machinery and due to this the Company has generated revenue of ₹ 12,44,032. Considering the performance of Solar-1, the Company has proposed another Solar -2 Project and installed additional Photovoltaic Solar Roof Top Power Generation Plant (Solar-2) having capacity of 223.380 KW in January, 2020 and again achieved substantial energy saving about 6,06,628 Kwh Units (Solar -1 & Solar -2) and generated revenue of ₹ 45,49,710 during the Financial Year 2020-21 @ effective unit rate of ₹ 7.50 per Kwh unit. The power generated has been continuously used in Plant and Machinery for production purpose.

YEAR	UNITS	UGVCL Units Cons	Wind Turbine Gen	Solar Gen	D.G.Set Units Gen	PNG Gas Units MMBTU
2019-20	Kwh	52,47,272	33,46,832	1,65,871	50,430	5,104.44
	Amt.	4,04,61,200	2,42,33,654	12,44,032	18,53,244	50,73,731
	Diesel	-	-	-	27,000 Ltrs	12,53,080
	₹ Kwh	7.71	7.24	7.49	1.86 Unit / Ltrs	-
2020-21	Kwh	38,74,256	19,19,814	6,06,628	19,440	1,882.05
	Amt.	2,96,42,813	1,36,03,298	45,49,710	9,17,460	26,63,879
	Diesel	-	-	-	12000 Ltrs	4,88,999
	₹ Kwh	7.65	7.0	7.5	1.567 Unit / Ltrs	-

ii. Months wise generation of Solar Units for from April 2020-to March 2021 – Total Installed Capacity 424.665 Kw.

Months	Solar -1 - 201.285 KW	Solar-2 - 223.380KW	Total - 1 & 2(424.665KW)
Apr-20	32604	0	32604
May-20	35206	35245	70451
Jun-20	28237	30322	58559
Jul-20	26674	28632	55306
Aug-20	18008	19278	37286
Sept-20	25884	26796	52680
Oct-20	27573	26431	54004
Nov-20	23409	22347	45756
Dec-20	22745	21203	43948
Jan-21	23680	22164	45844
Feb-21	24496	24260	48756
Mar-21	30892	30542	61434
Total	**319408**	**287220**	**606628**

iii. The capital investment on solar energy conservation equipments: Approx. ₹ 78.40 lacs.

(B) Technology Absorption

(i) The efforts made towards technology absorption: None

(ii) The benefits derived like product improvement, cost reduction, product development or import substitution: None

(iii) In case of imported technology (imported during the last three years reckoned from the beginning of the financial year): None

(iv) The expenditure incurred on Research and Development: During the year under review, no new specific Research & Development activities were carried out.

iv. FOREIGN EXCHANGE EARNINGS AND OUTGO:

Particulars regarding Foreign Exchange Earnings and Outgo are given in the Notes to Financial Statements.

For and on behalf of the Board of Directors of
Shilp Gravuers Limited

Ambar Patel
(Managing Director)
(DIN: 00050042)

Shailesh Desai
(Director)
(DIN: 00169595)

Place: Rakanpur
Date: 18th May, 2021

ANNEXURE: B

FORM AOC-1

(Pursuant to first proviso to sub-section (3) of section 129 read with rule 5 of Companies (Accounts) Rules, 2014) Statement containing salient features of the financial statement of subsidiaries or associate companies or joint ventures

PART "A" : Subsidiaries

Sr. No	Particulars	Details
1	Name of Subsidiary	Etone India Private Limited CIN:U28910WB2002PTC094734
2	The date since when subsidiary was acquired	09-08-2019
3	Reporting period	2020-21
4	Reporting currency	INR (₹ in Lacs)
5	Share Capital	105.88
6	Other Equity	155.00
7	Total Assets	1056.63
8	Total Liabilities	795.67
9	Investments	-
10	Turnover	838.34
11	Profit before taxation	(24.27)
12	Other comprehensive Income	-
13	Profit after taxation	(20.64)
14	Total comprehensive income	(20.64)
15	Proposed Dividend	-
16	% of Shareholding	100%

PART B :- Associates and Joint Ventures

The Company does not have any associate company and joint venture, therefore Part B relating to associate companies and joint ventures is not applicable.

For and on behalf of the Board of Directors of
Shilp Gravuers Limited

Ambar Patel
(Managing Director)
(DIN: 00050042)

Shailesh Desai
(Director)
(DIN: 00169595)

Place: Rakanpur
Date: 18th May, 2021

Annexure – C

Annual Report on Corporate Social Responsibility (CSR) activities for the financial year 2020 – 2021

1. A brief outline of the Company's CSR Policy:

The Company's CSR Policy is in adherence to the provisions of Section 135 of the Act read with rules framed thereunder and provides for carrying out CSR activities in the area of Education, Environment, Health Care & Welfare, Rural Development, Social and Women Empowerment, Sports & Culture / Heritage, Infrastructure and various other social matters by way of donation to a reliable and respectable corpus, trust, society or institution or organization.

2. The Composition of CSR Committee

Sr. No.	Name of Director	Designation	Number of Meetings of CSR Committee held during the year	Number of Meetings of CSR Committee attended during the year
1.	Mr. Nipam Shah	Chairman	4	3
2.	Mr. Ambar Patel	Member	4	4
3.	Mr. Shailesh Desai	Member	4	4

3. Provide the web-link where Composition of CSR Committee, CSR Policy and CSR projects approved by the board are disclosed on the website of the Company: https://www.shilpgravures.com/investorsrelations/policies

4. Provide the details of Impact assessment of CSR projects carried out in pursuance of sub-rule (3) of rule 8 of the Companies (Corporate Social responsibility Policy) Rules, 2014, if applicable: Not applicable

5. Details of the amount available for set off in pursuance of sub-rule (3) of rule 7 of the Companies (Corporate Social responsibility Policy) Rules, 2014 and amount required for set off for the financial year, if any: Not Applicable

6. Average net profit of the Company as per section 135(5): ₹ 760.92 Lacs

7.
(a) Two percent of average net profit of the Company as per section 135(5) : ₹ 15.22 Lacs

(b) Surplus arising out of the CSR projects or programmes or activities of the previous financial years : Nil

(c) Amount required to be set off for the financial year, if any : Nil

(d) Total CSR obligation for the financial year (7a+7b- 7c) : ₹ 15.22 Lacs

8. CSR amount spent or unspent for the financial year:

(a) Total amount Spent for the Financial Year (₹ in Lacs)	Amount unspent in (₹ In lacs)				
	Total Amount transferred to Unspent CSR Account as per section 135(6)		Amount transferred to any fund specified under Schedule VII as per second proviso to section 135(5)		
	Amount	Date of Transfer	Name of the Fund	Amount	Date of Transfer
16.01	Nil	-	-	Nil	-

(b) Details of CSR amount spent against ongoing projects for the financial year: Not Applicable

(c) Details of CSR amount spent against other than ongoing projects for the financial year:

1	2	3	4	5		6	7	8	
Sr.	Name of Project	Item from the list of activities in schedule VII to the Act	Local area (Yes/ No)	Location of the project		Amount spent for the project (₹ In lacs)	Mode of implementation - Direct (Yes/ No)	Mode of implementation – Through implementing agency	
				State	District			Name	CSR Registration No.
1.	Contribution for promoting healthcare	(i)	Yes	Gujarat	Ahmedabad	7.00	No	Health and Care Foundation	CSR00005410
2.	Contribution for providing basic medical needs, healthcare and Socio-economic development	(i)	Yes	Gujarat	Ahmedabad	1.00	No	Dardionu Rahat Fund	CSR00006378
3.	Contribution for Promoting health care including preventive health care	(i)	Yes	Gujarat	Ahmedabad	0.50	No	India Renal Foundation	CSR00010203
4.	Contribution towards Services for the mentally challenged adults	(i)	Yes	Gujarat	Ahmedabad	1.00	No	Aashtha Charitable Trust	CSR00002020
5.	Contribution for countering malnutrition and supporting the right to education of socio-economically disadvantaged children	(i) & (ii)	Yes	Gujarat	Ahmedabad	0.51	No	The Akshaypatra Foudation	CSR00000286
6.	Contribution towards Educational activities	(ii)	Yes	Gujarat	Ahmedabad	1.00	No	Ambaben Maganbhai Patel Charitable Trust	-
7.	Contribution towards Educational activities	(ii)	Yes	Gujarat	Gandhinagar	5.00	No	Sarva Vidyalaya Kelvani Mandal	CSR00011324
	Total					**16.01**			

(d) Amount spent in Administrative Overheads (including capital assets for administrative purpose): NIL

(e) Amount spent on Impact Assessment, if applicable: Nil

(f) Total amount spent for the Financial Year (8b+8c+8d+8e): 16.01 Lacs

(g) Excess amount for set off, if any: 0.79 Lacs

Sr.	Particulars	(₹ In lacs)
i.	Two percent of average net profit of the company as per section 135(5)	15.22
ii.	Total amount spent for the Financial Year	16.01
iii.	Excess amount spent for the financial year [(ii)-(i)]	0.79
iv.	Surplus arising out of the CSR projects or programmes or activities of the previous financial years, if any	0.00
v.	Amount available for set off in succeeding financial years [(iii)-(iv)]	0.79

9. (a) Details of Unspent CSR amount for the preceding three financial years:

Sr.	Preceding Financial Year	Amount transferred to Unspent CSR Account under section 135(6)	Amount spent in the reporting Financial Year	Amount transferred to any fund specified under Schedule VII as per section 135(6), if any.			Amount remaining to be spent in succeeding financial years
				Name of the Fund	Amount	Date of transfer	
1.	2019-20	-	-	-	-	-	-
2.	2018-19	-	-	-	-	-	-
3.	2017-18	-	-	-	-	-	-
	Total	**-**	**-**	**-**	**-**	**-**	**-**

(b) Details of CSR amount spent in the financial year for on going projects of the preceding financial year(s): Not Applicable.

10. In case of creation or acquisition of capital asset, furnish the details relating to the asset so created or acquired through CSR spent in the financial year (asset-wise details):

(a) Date of creation or acquisition of the capital asset(s): Not applicable

(b) Amount of CSR spent for creation or acquisition of capital asset: NIL

(c) Details of the entity or public authority or beneficiary under whose name such capital asset is registered, their address etc.: Not applicable

(d) Provide details of the capital asset(s) created or acquired (including complete address and location of the capital asset): Not applicable

11. Specify the reason(s), if the company has failed to spend two per cent of the average net profit as per section 135(5): Not Applicable

For and on behalf of the Board of Directors of
Shilp Gravuers Limited

Ambar Patel
(Managing Director)
(DIN:00050042)

Nipam Shah
(Chairman – CSR Committee)
(DIN:00093697)

Place: Rakanpur
Date: 18th May, 2021

ANNEXURE – D

Information required under the provisions of Section 197 of the Companies Act, 2013 read with Companies (Appointment [illegible] employees other than the Managerial Personnel in the last financi

ANNEXURE – E

FORM No. MR - 3
SECRETARIAL AUDIT REPORT
FOR THE FINANCIAL YEAR ENDED 31ST MARCH, 2021

[Pursuant to Section 204(1) of the Companies Act, 2013 and Rule No. 9 of the Companies (Appointment and Remuneration Personnel Rules, 2014]

To,
The Members,
Shilp Gravures Limited
778/6, Pramukh Industrial Estate,
Sola-Santej Road,
Village: Rakanpur, Taluka : Kalol,
District : Gandhinagar - 382722

I have conducted the secretarial audit of the compliance of applicable statutory provisions and the adherence to good corporate practices by Shilp Gravures Limited (CIN: L27100GJ1993PLC020552) (hereinafter called the "Company"). Secretarial Audit was conducted in a manner that provided me a reasonable basis for evaluating the corporate conducts/statutory compliances and expressing my opinion thereon.

Based on my verification of the Company's books, papers, minute books, forms and returns filed and other records maintained by the Company and also the information provided by the Company, its officers, agents and authorized representatives during the conduct of secretarial audit, I hereby report that in my opinion, the Company has generally, during the audit period covering the financial year ended on 31st March, 2021, complied with the statutory provisions listed hereunder and also that the Company has proper Board-processes and compliance-mechanism in place to the extent, in the manner and subject to the reporting made hereinafter:

I have examined the books, papers, minute books, forms and returns filed and other returns filed and other records maintained by the Company for the financial year ended on 31st March, 2021 according to the provisions of:

(i) The Companies Act, 2013 (the Act) and the rules made thereunder;

(ii) The Securities Contracts (Regulation) Act, 1956 ('SCRA') and the rules made thereunder;

(iii) The Depositories Act, 1996 and the Regulations and Bye-laws framed thereunder;

(iv) The following Regulations and Guidelines prescribed under the Securities and Exchange Board of India Act, 1992 ('SEBI Act') :-

  a. The Securities and Exchange Board of India (Substantial Acquisition of Shares and Takeovers) Regulations, 2011;

  b. The Securities and Exchange Board of India (Prohibition of Insider Trading) Regulations, 2015;

  c. The Securities and Exchange Board of India (Issue of Capital and Disclosure Requirements) Regulations, 2018;

  d. The Securities and Exchange Board of India (Registrars to an Issue and Share Transfer Agents) Regulations, 1993 regarding the Companies Act and dealing with client;

(v) No specific laws are applicable to the industry in which the Company operates. The same has also been confirmed by the Management.

I have also examined compliance with applicable clauses of the following:

(i) Secretarial Standards issued by the Institute of Company Secretaries of India.

(ii) Securities and Exchange Board of India (Listing Obligations and Disclosure Requirements) Regulations, 2015, as amended.

During the period under review, provisions of the following regulations were not applicable to the Company:

(i) The Securities and Exchange Board of India (Share Based Employee Benefit) Regulations, 2014;

(ii) The Securities and Exchange Board of India (Issue and Listing of Debt Securities) Regulations, 2008;

(iii) The Securities and Exchange Board of India (Delisting of Equity Shares) Regulations, 2009;

(iv) The Securities and Exchange Board of India (Buyback of Securities) Regulations, 1998;

(v) Foreign Exchange Management Act, 1999 and the rules and regulations made thereunder to the extent of Foreign Direct Investment, Overseas Direct Investment and External Commercial Borrowings.

During the period under review the Company has generally complied with the applicable provisions of the Act, Rules Regulations, Guidelines, Standards, etc. mentioned above.

I further report that:

The Board of Directors of the Company is duly constituted with proper balance of Executive Directors, Non-Executive Directors and Independent Directors. The changes in the composition of the Board of Directors that took place during the period under review were carried out in compliance with the provisions of the Act.

Adequate notice is given to all directors to schedule the Board Meetings, agenda and detailed notes on agenda were sent at least seven days in advance, and a system exists for seeking and obtaining further information and clarifications on the agenda items before the meetings and for meaningful participation at the meeting.

All decisions at the meeting of the Board of Directors / Committees of the Board were taken unanimously as recorded in the minutes of the meetings and no dissenting views have been recorded.

I further report that there are adequate systems and processes in the Company commensurate with the size and operations of the Company to monitor and ensure compliance with applicable laws, rules, regulations and guidelines.

I further report that during the audit period, there was no other event / action having major bearing on the Company's Affairs.

Signature :
Name of PCS : **Monica Kanuga**
FCS No. : 3868
C P No. : 2125
UDIN : F003868C000323418

Place : Ahmedabad
Date : 18th May, 2021

To,
The Members,
Shilp Gravures Limited
778/6, Pramukh Industrial Estate,
Sola-Santej Road, Village: Rakanpur, Taluka : Kalol,
District : Gandhinagar - 382722

My report of even date is to be read along with this letter:

1. Management's Responsibility

Management is responsible for the maintenance of the Secretarial records and for the preparation and filing of forms, returns, documents for compliances and to ensure that they are free from material non compliance, whether due to fraud or error.

2. Secretarial Auditor's Responsibility

Secretarial Audit is a process of verification of records and documents on sample or test basis. My responsibility is to express an opinion on the secretarial compliances of certain laws by the Company on the basis of my audit. The audit practices and processes have been followed as deemed appropriate to provide reasonable assurance about the correctness of the records and the confirmation of compliance. My audit process has involved verification of records and dependence on Management representation and my opinion is based thereupon.

3. Conduct of Company's Affairs

The Secretarial Audit Report is neither an assurance as to the future viability of the Company nor of the efficacy or effectiveness with which the management has conducted the affairs of the Company.

4. Conduct of Audit

The verification and examination of records was conducted online, as facilitated by the Company, due to Covid 19 and subsequent lockdown situation for the purpose of issuing this Report. However, necessary confirmation for the authenticity of the records received has been provided by the Company.

Signature :
Name of PCS : **Monica Kanuga**
FCS No. : 3868
C P No. : 2125
UDIN : F003868C000323418

Place : Ahmedabad
Date : 18th May, 2021

FORM No. MR - 3
SECRETARIAL AUDIT REPORT
FOR THE FINANCIAL YEAR ENDED 31ST MARCH, 2021
[Pursuant to Section 204(1) of the Companies Act, 2013 and Rule No. 9 of the Companies (Appointment and Remuneration Personnel Rules, 2014]

To,
The Members,
Etone India Private Limited
Bally-Durgapur, NH-2, PO: Sambaypally
J.L.No. 14, Mouza: Bally P.S: Nischinda
Howrah, West Bengal – 711205

I have conducted the secretarial audit of the compliance of applicable statutory provisions and the adherence to good corporate practices by Etone India Private Limited (CIN:U28910WB2002PTC094734) (hereinafter called the "Company"). Secretarial Audit was conducted in a manner that provided me a reasonable basis for evaluating the corporate conducts/statutory compliances and expressing my opinion thereon.

Based on my verification of the Company's books, papers, minute books, forms and returns filed and other records maintained by the Company and also the information provided by the Company, its officers, agents and authorized representatives during the conduct of secretarial audit, I hereby report that in my opinion, the Company has generally, during the audit period covering the financial year ended on 31st March, 2021, complied with the statutory provisions listed hereunder and also that the Company has proper Board-processes and compliance-mechanism in place to the extent, in the manner and subject to the reporting made hereinafter:

I have examined the books, papers, minute books, forms and returns filed and other returns filed and other records maintained by the Company for the financial year ended on 31st March, 2021 according to the provisions of:

(i) The Companies Act, 2013 (the Act) and the rules made thereunder;

(ii) No specific laws are applicable to the industry in which the Company operates. The same has also been confirmed by the Management.

I have also examined compliance with applicable clauses of the following:

(i) Secretarial Standards issued by the Institute of Company Secretaries of India.

During the period under review the Company has complied with the provisions of the Act, Rules Regulations, Guidelines, Standards, etc. mentioned above.

During the period under review, provisions of the following regulations were not applicable to the Company:

(i) The Depositories Act, 1996 and the Regulations and Bye-laws framed thereunder;

(ii) The Securities Contracts (Regulation) Act, 1956 ('SCRA') and the rules made thereunder;

(iii) Foreign Exchange Management Act, 1999 and the rules and regulations made thereunder to the extent of Foreign Direct Investment, Overseas Direct Investment and External commercial Borrowings;

(iv) The Securities and Exchange Board of India (Issue and Listing of Debt Securities) Regulations, 2008;

(v) The Securities and Exchange Board of India (Delisting of Equity Shares) Regulations, 2009;

(vi) The Securities and Exchange Board of India (Buyback of Securities) Regulations, 1998.

(vii) The Securities and Exchange Board of India (Substantial Acquisition of Shares and Takeovers) Regulations, 2011;

(viii) The Securities and Exchange Board of India (Prohibition of Insider Trading) Regulations, 2015;

(ix) The Securities and Exchange Board of India (Issue of Capital and Disclosure Requirements) Regulations, 2018;

(x) The Securities and Exchange Board of India (Share Based Employee Benefit) Regulations, 2014;

(xi) The Securities and Exchange Board of India (Registrars to an Issue and Share Transfer Agents) Regulations, 1993 regarding the Companies Act and dealing with client;

(xii) Securities and Exchange Board of India (Listing Obligations and Disclosure Requirements) Regulations, 2015 as amended from time to time.

During the period under review the Company has generally complied with the applicable provisions of the Act, Rules Regulations, Guidelines, Standards, etc. mentioned above.

I further report that:

The Board of Directors of the Company is duly constituted with proper balance of Executive Directors, Non-Executive Directors and Independent Directors. There have been no changes in the composition of the Board of Directors during the period under review.

Adequate notice is given to all directors to schedule the Board Meetings, agenda and detailed notes on agenda were sent at least seven days in advance, and a system exists for seeking and obtaining further information and clarifications on the agenda items before the meetings and for meaningful participation at the meeting.

All decisions at the meeting of the Board of Directors / Committees of the Board were taken unanimously as recorded in the minutes of the meetings and no dissenting views have been recorded.

I further report that there are adequate systems and processes in the Company commensurate with the size and operations of the Company to monitor and ensure compliance with applicable laws, rules, regulations and guidelines.

I further report that during the audit period, there was no other event / action having major bearing on the Company's Affairs.

Signature :
Name of PCS : **Monica Kanuga**
FCS No. : 3868
C P No. : 2125
UDIN : F003868C000323330

Place : Ahmedabad
Date : 15th May, 2021

To,
The Members,
Etone India Private Limited
Bally-Durgapur, NH-2, PO: Sambaypally
J.L.No. 14, Mouza: Bally P.S: Nischinda
Howrah, West Bengal – 711205

My report of even date is to be read along with this letter:

1. Management's Responsibility

Management is responsible for the maintenance of the Secretarial records and for the preparation and filing of forms, returns, documents for compliances and to ensure that they are free from material non compliance, whether due to fraud or error.

2. Secretarial Auditor's Responsibility

Secretarial Audit is a process of verification of records and documents on sample or test basis. My responsibility is to express an opinion on the secretarial compliances of certain laws by the Company on the basis of my audit. The audit practices and processes have been followed as deemed appropriate to provide reasonable assurance about the correctness of the records and the confirmation of compliance. My audit process has involved verification of records and dependence on Management representation and my opinion is based thereupon.

3. Conduct of Company's Affairs

The Secretarial Audit Report is neither an assurance as to the future viability of the Company nor of the efficacy or effectiveness with which the management has conducted the affairs of the Company.

4. Conduct of Audit

The verification and examination of records was conducted online, as facilitated by the Company, due to Covid 19 and subsequent lockdown situation for the purpose of issuing this Report. However, necessary confirmation for the authenticity of the records received has been provided by the Company.

Signature :
Name of PCS : **Monica Kanuga**
FCS No. : 3868
C P No. : 2125

Place : Ahmedabad
Date : 15th May, 2021

CORPORATE GOVERNANCE REPORT

1. COMPANY'S PHILOSOPHY ON CORPORATE GOVERNANCE:

The Company emphasizes on the need for complete transparency and accountability in all its dealings, in order to protect the interests of all its stakeholders. The Company aims at conducting its business efficiently, by following professionally acknowledged good governance policies, thus meeting its obligations to all stakeholders in a balanced and accountable manner. The Company has adopted a Code of Conduct for its Senior Management and employees including the Managing Director and Non-Executive Directors which includes Code of Conduct for Independent Directors which suitably incorporates the duties of Independent Directors as laid down in the Companies Act, 2013 ("the Act").

The Company is in compliance with the requirements stipulated under Regulation 17 to 27 read with Schedule V and clauses (b) to (i) of sub-regulation (2) of Regulation 46 of Securities and Exchange Board of India (Listing Obligations and Disclosure Requirements) Regulations, 2015 ("SEBI Listing Regulations"), as applicable, with regard to corporate governance.

2. BOARD OF DIRECTORS:

2.1. Composition of Board of Directors:

As at 31st March, 2021, in compliance with the SEBI (Listing Obligations and Disclosure Requirements) Regulations, 2015 ("Listing Regulations), the Company's Board of Directors comprised eight directors, out of which one is executive director, four directors are Independent Non-Executive Directors and three non-executive directors including one women director. None of directors holds directorship in more than eight listed entities. None of the Independent Directors of the Company serves as Independent Director in more than seven listed companies and where any Independent Director is serving as whole-time director in any listed company, such director is not serving as Independent Director in more than three listed companies. The composition of the Board is in conformity with Regulation 17 of the SEBI Listing Regulations read with Section 149 of the Act.

2.2. Category of Directors, attendance of each Director at the Board Meetings and the last Annual General Meeting, number of other Board of Directors or Committees in which a Director is a member or chairperson:

Name of the Director	Category	Number of Board Meetings attended during the FY 2020-21	Whether attended last AGM held on September 26, 2020	*Number of Directorships in other Public Companies	**Number of Committee positions held in other Public Companies			Directorship in other listed entity (Category of Directorship)
					Chairmanship	Membership		
						Audit Committee	Stakeholder's Relationship Committee	
Mr. Ambar Patel	Managing Director	4 out of 4	Yes	2	-	1	1	-
Mr. Shailesh Desai	Independent Non-Executive Director	4 out of 4	Yes	-	-		-	-
Mr. Jainand Vyas	Independent Non-Executive Director	3 out of 4	Yes	-	-		-	-
Mr. Nipam Shah	Non-Executive Director	3 out of 4	Yes	-	-		-	-
Mr. Kirit Patel	Independent Non-Executive Director	3 out of 4	No	2	-		-	-
Mrs. Monica Kanuga	Non-Executive Director	4 out of 4	Yes	-	-		-	-
Dr. Baldev Patel	Non-Executive Director	4 out of 4	No	-	-			-
Mr. Padmin Buch	Independent Non-Executive Director	4 out of 4	Yes	2	-	2	2	Bhagwati Autocast Limited –(Independent, Non-Executive Director

**Excludes Directorships held in Private Limited Companies, Foreign Companies and Section 8 Companies*

***Committees considered are Audit Committee & Stakeholders' Relationship Committee.*

2.3 Number of Board Meetings held and the dates of the Board Meetings

During the year, the Board met four times on 20th June, 2020, 8th August, 2020, 7th November, 2020, and 6th February, 2021. The maximum gap between any two Board Meetings was less than one hundred and twenty days. All material information was circulated to the directors before the meeting or placed at the meeting, including minimum information required to be made available to the Board as prescribed under Part A of Schedule II of sub regulation 7 of Regulation 17 of the Listing Regulations.

2.4 During the year, a separate meeting of the Independent Directors was held on 20th March, 2021, without the attendance of non-independent directors and members of the management, inter alia, to:

- Review of the performance of Non Independent Directors and the Board of Directors as a whole;
- Review of the performance of the Chairman of the Company, taking into account the views of the Executive and Non-Executive Directors;
- Assessment of the quality, content and timelines for the flow of information between the Management and the Board, which is necessary for the Board to effectively and reasonably perform its duties;

All Independent Directors attended the said meeting.

2.5 Disclosure of relationships between Directors inter-se - None of the Directors are related to each other.

2.6 Number of shares held by Directors as on March 31, 2021 are given below.

Name	Category	Number of equity shares
Mr. Ambar Patel	Executive Director	243910
Mr. Shailesh Desai	Independent, Non-Executive Director	1500
Mr. Jainand Vyas	Independent, Non-Executive Director	2500
Mr. Nipam Shah	Non-Independent, Non-Executive Director	-
Mr. Kirit Patel	Independent, Non-Executive Director	-
Mrs. Monica Kanuga	Non-Independent, Non-Executive Director	-
Dr. Baldev Patel	Non-Independent, Non-Executive Director	770756
Mr. Padmin Buch	Independent, Non-Executive Director	-

2.7 The Company has familiarisation programme for all new Independent Directors with regard to their roles, rights, responsibilities in the Company, nature of the industry in which the Company operates, the business model of the Company etc. The details of familiarisation programme are available on the website of the Company https://www.shilpgravures.com/investorsrelations/policies.

2.8 Skills/expertise and competencies of the Board of Directors :

The skills / competencies identified by the Board of Directors as required in Company's business and that the said skills are available within the Board Members as per following:

Business Leadership	Leadership experience including in areas of business development, strategic planning, succession planning, driving change and long-term growth and guiding the Company and its senior management towards its vision and values.
Financial Expertise	Knowledge and skills in accounting, finance, treasury management, tax and financial management of large corporations with understanding of capital allocation, funding and financial reporting processes.
Risk management	Ability to understand and asses the key risks to the organization, legal compliances and ensure that appropriate policies and procedures are in place to effectively manage risk.
Corporate Governance	Experience in implementing good corporate governance practices, reviewing compliance and governance practices for the company and protecting stakeholder's interest.
Technology and Innovation	Experience and technical knowledge of emerging areas of technology in the printing and packaging industry
Strategy and Planning	Appreciation of long-term trends, strategic choices and experience in guiding and leading management teams to make decisions in uncertain environments.

The eligibility of a person to be appointed as a Director of the Company is dependent on whether the person possesses the requisite skill sets identified by the Board as above and whether the person having knowledge about a business that is relevant to the Company's business or is a proven academician in the field relevant to the Company's business.

2.9 Annual Evaluation of the Board's and Individual Directors:

Pursuant to the provisions of the Act, and the SEBI Listing Regulations, the Board has carried out the annual evaluation of its own performance, as well as the working of its Audit, Nomination and Remuneration. A structured questionnaire was prepared after taking into consideration, inputs received from the Directors, covering various aspects of the Board's functioning such as adequacy of the composition of the Board and its Committees, Board culture, execution and performance of specific duties, obligations and governance.

2.10 Compliance with Code of Conduct:

The Company has adopted the Code of Conduct. The Code is available on the website of the Company https://www.shilpgravures.com/investorsrelations/policies. The members of the Board of Directors and Senior Management Personnel have affirmed compliance with the Code during the year 2021.

2.11 Prevention of Insider Trading Code:

Pursuant to SEBI Listing Regulations, the Company has formulated the "Code of Internal Procedures and Conduct for Regulating, Monitoring And Reporting of Trading by Insiders" and the "Code of Practices and Procedures for Fair Disclosure of Unpublished Price Sensitive Information" (Shilp) which allows the formulation of a trading plan subject to certain conditions and requires pre-clearance for dealing in the Company's shares. It also prohibits the purchase or sale of Company's shares by the Directors, designated employees and connected persons, while in possession of unpublished price sensitive information in relation to the Company and during the period(s) when the Trading Window to deal in the Company's shares is closed. The Board of Directors, designated employees and connected persons have affirmed compliance with the Shilp Code. In line with the amendments introduced recently by SEBI, the above Code has been amended suitably to align it with the amendments which are effective from April1, 2019.

3. COMMITTEES OF THE BOARD:

(A) Audit Committee:

The Audit Committee is constituted in line with the provisions of Regulation 18 of SEBI Listing Regulations and Section 177 of the Act.

(i) Extract of Terms of Reference;

- Oversight of financial reporting process.
- Reviewing with the management, the annual financial statements and auditors' report thereon before submission to the Board for approval.
- Evaluation of internal financial controls and risk management systems.
- Recommendation for appointment, remuneration and terms of appointment of auditors of the Company.
- Transactions of the Company with related parties review and monitor the auditor's independence and performance and effectiveness of audit process scrutiny of inter corporate loans and investments if any evaluation of internal financial controls and risk management system and reviewing the functioning of the whistle blower mechanism.
- The Committee mandatorily reviews information such as internal audit reports related to internal control weakness, management discussion and analysis of financial condition and result of operations, statement of significant related party transactions and such other matters as prescribed.
- Reviewing with the Management, the annual financial statements before submission to the Board for approval, with particular reference to:
  - Matters included in the Directors' Responsibility Statement
  - Changes, if any, in Accounting Policies and practices and reasons for the same;
  - Major accounting entries involving estimates based on the exercise of judgement by Management;
  - Significant adjustments made in the financial statements arising out of Audit findings;
  - Compliance with Listing and other Legal requirements relating to the financial statements;
  - Disclosure of any related party transactions;
  - Qualifications in the draft Audit Report.

Mr. Shailesh Desai, Independent Non-Executive Director, is the Chairman of the Audit Committee. Mr. Nipam Shah, Non-Executive Director, Mr. Jainand Vyas, Independent Non-Executive Director and Mr. Kirit Patel Independent Non-Executive Director are other members of the Committee. All members of the Audit Committee are financially literate and have related financial management expertise by virtue of their comparable experience and background.

The Company Secretary acts as the Secretary to the Committee. The Chief Financial Officer, Head of Accounting and Statutory Auditors and Internal Auditors are invitees to the Meetings of the Audit Committee.

During the year, the Audit Committee met four times on 20th June, 2020, 8th August, 2020, 7th November, 2020, and 6th February, 2021. The maximum gap between any two meetings was less than one hundred and twenty days. The necessary quorum was present for all the meetings.

(ii) The attendance of each Members of the Audit Committee is given below:

Director	Position	Number of Meetings during the year 2020-21	
		Held	Attended
Mr. Shailesh Desai	Chairman	4	4
Mr. Nipam Shah	Member	4	3
Mr. Jainand Vyas	Member	4	3
Mr. Kirit Patel	Member	4	3

(B) Nomination & Remuneration Committee:

The Nomination and Remuneration Committee is constituted in line with the provisions of Regulation 19 of SEBI Listing Regulations and Section 178 of the Act.

(i) Extract of Terms of Reference;

- Recommend to the Board the setup and composition of the Board and its committees.
- Recommend to the Board the appointment / re-appointment of Directors and Key Managerial Personnel.
- Support the Board and Independent Directors in evaluation of the performance of the Board, its Committees and individual Directors.
- Recommend to the Board the Remuneration Policy for Directors, executive team or Key Managerial Personnel as well as the rest of employees.

Such other matters as the Board may from time to time request the Nomination & Remuneration Committee to examine and recommend/ approve.

Mr. Shailesh Desai, Independent Non-Executive Director, is the Chairman of the Committee and Mr. Nipam Shah, Non-Executive Director and Mr. Kirit Patel, Independent Non-Executive Director are other members of the Committee. The Company Secretary acts as the Secretary to the Committee.

During the year, the Nomination and Remuneration Committee held on 20th June, 2020. The necessary quorum was present for the meeting.

(ii) Meetings and attendance during the year:

Name	Position	Number of Meetings during the year 2020-21	
		Held	Attended
Mr. Shailesh Desai	Chairman	1	1
Mr. Nipam Shah	Member	1	1
Mr. Kirit Patel	Member	1	1

(iii) Policy on Director's Appointment and Remuneration:

Independent Directors are appointed and their performance is evaluated based on the criteria such as knowledge, qualification, experience, expertise in any area, integrity, level of independence from the Board and the Company, number of meetings attended, familiarization program attended, time devoted, etc.

The policy is framed by the Nomination and Remuneration Committee and approved by the Board. The terms and conditions for appointment are disclosed in the website of the Company at https://www.shilpgravures.com/investorsrelations/policies.

(iv) Details of Remuneration for the year ended March 31, 2021 are given below:

(₹ In Lacs)

Name of the Director	Sitting Fee	Remuneration and Allowances	Perquisites and Retirement benefits	Commission	Total
Executive Director:					
Mr. Ambar Patel	-	52.95	34.53	-	87.48
Non-Executive Directors:					
Mr. Shailesh Desai	1.65	-	-	-	1.65
Mr. Nipam Shah #	1.00	8.04	-	-	9.04
Mr. Jainand Vyas	1.25	-	-	-	1.25
Mr. Kirit Patel	1.15	-	-	-	1.15
Mr. Monica Kanuga #	0.80	3.05	-	-	3.85
Dr. Baldev Patel	0.60	-	-	-	0.60
Mr. Padmin Buch	0.75				0.75

 # paid as professional consultancy fees

1) Notice period for Executive Directors is 3 months. The Company enters into service contracts with executive director for a period of 3 years

2) The Company has not issued any stock options to the Directors.

3) During the year 2020-21, the Company has paid sitting fees of ₹ 15,000 per meeting to its Non–Executive Directors for attending Meetings of the Board of Directors and Audit Committee meetings whereas ₹ 10,000 per Meeting were paid for attending the Meetings of Stakeholders' Relationship Committee and Nomination & Remuneration Committee of the Company and Independent Directors Meeting.

4) Non - Executive Directors does not have any material pecuniary relationship or transactions except those mentioned under Related Party Transactions.

(C) Stakeholders' Relationship Committee:

The Stakeholders' Relationship Committee is constituted in line with the provisions of Regulation 20 of SEBI Listing Regulations and Section 178 of the Act.

(i) Extract of Terms of Reference;

- Consider and resolve the grievances of security holders.
- Consider and approve issue of share certificates, transfer and transmission of securities, etc.
- Review activities with regard to the Health Safety and Sustainability initiatives of the Company

Mrs. Monica Kanuga, Non-Executive Director is the Chairperson of the Committee and Mr. Shailesh Desai, Independent Non-Executive Director and Mr. Jainand Vyas, Independent Non-Executive Director are other Members of the Committee. Mr. Bharat Patel Company Secretary acts as the Compliance Officer to the Committee.

The Committee met two times during the year on 20th June, 2020 and 7th November, 2020. The necessary quorum was present for all the meetings.

Details of Investors' complaints received and redressed during the year 2020-21 are as follows:

No. of Shareholders' complaints received : Nil

No. not solved to the satisfaction of shareholders : Nil

No. of pending complaints : Nil

(ii) Meetings and attendance during the year

Name	Position	Number of meetings during the year 2020-21	
		Held	Attended
Mrs. Monica Kanuga	Chairman	2	2
Mr. Jainand Vyas	Member	2	2
Mr. Shailesh Desai	Member	2	2

(D) CSR Committee:

The CSR Committee is constituted in line with the provisions of Section 135 of the Act.

The CSR Committee formulate and recommend to the Board, a CSR Policy indicating the activities to be undertaken by the Company as specified in Schedule VII of the Act. Recommend the amount of expenditure to be incurred on the activities mentioned in the CSR Policy and monitor the CSR Policy.

(i) Meetings and attendance during the year

Name	Position	Number of meetings during the year 2020-21	
		Held	Attended
Mr. Nipam Shah	Chairman	4	3
Mr. Shailesh Desai	Member	4	4
Mr. Ambar Patel	Member	4	4

During the year, the CSR Committee met four times on 20th June, 2020, 08th August, 2020, 7th November, 2020 and on 5th February, 2021. Necessary quorum was present for the meetings.

The CSR Report for the year ended March 31, 2021 is attached as an Annexure to the Board's Report.

(E) INFORMATION RELATING TO GENERAL BODY MEETINGS:

(a) Annual General Meeting

Financial Year	Date	Time	Venue
2019-2020	26th September, 2020	04.00 p.m.	Through Video Conferencing ("VC")
2018-2019	26th August, 2019	04.00 p.m.	778/6, Pramukh Industrial Estate, Sola – Santej Road, Village: Rakanpur, Tal. Kalol, Dist. Gandhinagar - 382 722, Gujarat, India
2017-2018	14th July, 2018	04.00 p.m.	

(b) Extra Ordinary General Meeting: No Extra – Ordinary General Meeting of the members was held during the year 2020-21.

i) Postal Ballot: No Special Resolution was passed through Postal Ballot during the year 2020-21.

ii) The following Special Resolutions were passed in last three Annual General Meetings:

Date of Meeting	Resolutions
26th September, 2020	- No Special Resolution was passed
26th August, 2019	- Re-appointment of Mr. Shailesh Desai as an Independent Director - Re-appointment of Mr. Jainand Vyas as an Independent Director
14th July, 2018	- Re-appointment of Mr. Ambar Patel as Managing Director

(c) Means of communication:

i.	Quarterly results :	The quarterly, half yearly and annual results of the Company are published in leading newspapers in India and are displayed on the website of the Company.
ii.	Newspapers wherein results are normally published :	"Indian Express" in English "Financial Express" in local language, i.e. Gujarati editions
iii.	Website, where displayed :	https://www.shilpgravures.com
iv.	Displays official news releases :	Yes
v.	The presentations made to institutional investors or to the analysts :	No

(d) General shareholder information:

1.	Annual General Meeting:	Wednesday, September 29, 2021, at 04.00 p.m. The Meeting is being conducted through VC/OAVM pursuant to the MCA Circular dated May 5, 2020 read with circulars dated April 8, 2020, April 13, 2020 and January 13, 2021 and as such there is no requirement to have a venue for the AGM. For details please refer to the Notice of this AGM.
2.	Financial Year:	2020 – 2021
3.	Book Closure:	As mentioned in the Notice of this AGM
4.	Dividend Payment Date:	On or after October 5, 2021.
5.	Listing on Stock Exchanges:	BSE Limited (BSE) Phiroze Jeejeebhoy Towers, Dalal Street, Mumbai - 400 001
6.	Stock Code/ Symbol:	Stock Code – 513709, Stock Symbol - SHILGRAVQ, ISIN - INE960A01017
7.	Registrar and Share Transfer Agent:	M/s. Link Intime (India) Private Limited 5th Floor, 506 to 508, Amarnath Business Centre – 1 (ABC -1), Beside Gala Business Centre, Nr. St. Xavier's College Corner, Off C.G. Road, Navrangpura, Ahmedabad -380009 Email: ahmedabad@linkintime.co.in Website: https://www.linkintime.co.in
8.	Share Transfer System:	In terms of Regulation 40(1) of SEBI Listing Regulations, as amended, securities can be transferred only in dematerialized form w.e.f. April 1, 2019, except in case of request received for transmission or transposition of securities. Further, SEBI has fixed March 31, 2021 as the cut-off date for re-lodgement of transfer deeds and the shares that are re-lodged for transfer shall be issued only in demat mode. Members holding shares in physical form are requested to consider converting their holdings to dematerialized form. Transfers of equity shares in electronic form are effected through the depositories with no involvement of the Company.
9.	Outstanding GDRs/ADRs/Warrants or any Convertible Instruments, conversion date and likely impact on equity:	Not applicable
10.	Commodity price risk or foreign exchange risk and hedging activities:	Not applicable
11.	Plant Location	Shilp Gravures Limited: Factory & Registered Office: 778/6, Pramukh Industrial Estate, Sola – Santej Road, Village Rakanpur, Taluka Kalol, Dist. Gandhinagar - 382 722, Gujarat, India.
12.	Address of Correspondence:	

4. OTHER DISCLOSURES:

i. During the financial year ended March 31, 2021, the Company had no materially significant related party transaction, which is considered to have potential conflict with the interests of the Company at large. Transactions with related parties are disclosed in Notes to the Annual Financial Statements.

ii. The equity shares of the Company are listed on BSE Limited, Mumbai and the Company has complied with all the applicable Regulations of capital markets and no penalties or strictures have been imposed on the Company by the Stock Exchange, SEBI or any other statutory authority, on any matter relating to the capital markets, during the last three years.

iii. The Company promotes ethical behaviour in all its business activities and has put in place a mechanism for reporting illegal or unethical behaviour. The Company has a vigil mechanism and Whistle Blower Policy under which the employees are free to report violations of applicable laws and regulations and the Code of Conduct. The reportable matters may be disclosed to the Audit Committee. Employees may also report to the Chairman of the Audit Committee. It is affirmed that no person has been denied access to the Audit Committee. The Whistle Blower Policy is placed on the website of the Company https://www.shilpgravures.com/investorsrelations/policies.

iv. The policy for determining material subsidiary available on the website of the Company https://www.shilpgravures.com/investorsrelations/policies.

v. The police for dealing with related party transaction available on the website of the Company https://www.shilpgravures.com/investorsrelations/policies.

vi. The Company is not carrying on any Commodity Business and has also not undertaken any hedging activities, hence same are not applicable to the Company.

vii. The Company has not raised any funds through preferential allotment or qualified institution placement during the financial year ended March 31, 2021.

viii. A certificate from a Company Secretary in Practice stating that none of the Directors on the Board of the Company have been debarred or disqualified from being appointed or continuing as Directors of Company by SEBI or Ministry of Corporate Affairs or any such statutory authority is enclosed to Corporate Governance Report.

ix. There has been no such incidence where the board has not accepted any recommendation of any committee of the board during the year under review.

x. Total fees for all services paid by the listed entity and its subsidiaries, on a consolidated basis, to the statutory auditor and all entities in the network firm/network entity of which the statutory auditor given in Notes to the financial Statement.

xi. Disclosures in relation to the Sexual Harassment of Women at Workplace (Prevention, Prohibition and Redressal) Act, 2013:

Sr.	Particulars	No.
1	Number of complaints on Sexual harassment received during the year	NIL
2	Number of Complaints disposed off during the year	NIL
3	Number of cases pending as on end of the Financial Year	NIL

xii. Transfer of unclaimed / unpaid amounts to the Investor Education and Protection Fund:

Pursuant to Sections 124 and 125 of the Act read with the Investor Education and Protection Fund Authority (Accounting, Audit, Transfer and Refund) Rules, 2016 ("IEPF Rules"), dividend, if not claimed for a period of 7 years from the date of transfer to Unpaid Dividend Account of the Company, are liable to be transferred to the Investor Education and Protection Fund ("IEPF").

Further, all the shares in respect of which dividend has remained unclaimed for seven consecutive years or more from the date of transfer to unpaid dividend account shall also be transferred to IEPF Authority. In the interest of the shareholders, the Company sends periodical reminders to the shareholders to claim their dividends in order to avoid transfer of dividends / shares to IEPF Authority. Notices in this regard are also published in the newspapers and the details of unclaimed dividends and shareholders whose shares are liable to be transferred to the IEPF Authority, are uploaded on the Company's website https://www.shilpgravures.com/investorsrelations/shareholdersinformation/unclaimeddividend.

xiii. The Company has one (1) wholly owned material subsidiary (WOS) Company. The Subsidiary's Financial statements, in particular investments made by unlisted subsidiary, if any, are reviewed quarterly by the Audit Committee, Minutes of subsidiary are placed before the Board regularly and a statement of significant transactions and arrangements, if any, entered into by the Company's subsidiary is presented to the Board at its meetings.

5. The Company has complied with the requirements of Schedule V Corporate Governance Report sub paras (2) to (10) of the Securities and Exchange Board of India (Listing Obligations and Disclosure Requirements) Regulations, 2015.

6. Details of compliance with mandatory requirements and adoption of Discretionary Requirements.

(a) The Board - The Company does not have regular Chairperson.

(b) Shareholder Rights- Half-yearly and other quarterly financial statements are published in newspapers and uploaded on Company's website www.shilpgravures.com

(c) Modified opinion(s) in audit report - The Company has a regime of un-qualified financial statements. Auditors have raised no qualification on the financial statements

(e) Reporting of Internal Auditor- The Internal Auditor of the Company reports to the Audit Committee.

7. The Disclosures of the compliance with Corporate Governance requirements specified in regulation 17 to 27 and clauses (b) to (i) of sub-regulation (2) of regulation 46 are as follows:

Regulation No.	Particulars	Compliance Status (Yes / No / NA)
17	Board of Directors	Yes
18	Audit Committee	Yes
19	Nomination and Remuneration Committee	Yes
20	Stakeholders Relationship Committee	Yes
21	Risk Management Committee	NA
22	Vigil Mechanism	Yes
23	Related Party Transactions	Yes
24	Corporate Governance requirements with respect to subsidiary of the Company	Yes
25	Obligations with respect to Independent Directors	Yes
26	Obligations with respect to Directors and Senior Management	Yes
27	Other Corporate Governance requirements	Yes
46(2)(b) to (i)	Website	Yes

8. CEO and CFO Certification

The Chief Executive Office and Chief Financial Officer of the Company have certified to the Board of Directors, inter alia, the accuracy of financial statements and adequacy of internal controls for the financial reporting as required under Regulation 17(8) of the Listing Regulations for the year ended 31st March, 2021 is enclosed to Corporate Governance Report.

9. Declaration signed by Chief Executive Officer stating that members of the Board of directors and senior management personnel have affirmed with the compliance with code of conduct of board of directors and senior management is enclosed to corporate governance report.

10. Compliance certificate from statutory auditors regarding compliance of condition of corporate governance is enclosed to corporate governance report.

ANNEXURE – A

Market price data of the Company's shares traded on BSE Limited (BSE) during the financial year 2020-21

Month - Year	High Price	Low Price
April – 2020	51.50	38.00
May – 2020	47.95	36.00
June – 2020	55.95	39.20
July – 2020	45.95	38.00
August – 2020	63.00	40.15
September – 2020	61.65	48.35
October – 2020	58.65	48.10
November – 2020	84.30	44.05
December – 2020	86.00	66.50
January – 2021	84.50	73.05
February – 2021	102.95	74.00
March – 2021	95.65	87.00

ANNEXURE – B

Share Performance of the Company in comparison to BSE Sensex:

Monthly High and Low (based on daily closing prices) of the Company's Equity shares traded at BSE Limited and its performance in comparison to BSE SENSEX for the financial year ended 31st March, 2021 is given below:

Month	SGL (High)	SGL (Low)	BSE (High)	BSE (Low)
April – 2020	51.50	38.00	33887.25	27500.79
May – 2020	47.95	36.00	32845.48	29968.45
June – 2020	55.95	39.20	35706.55	32348.10
July – 2020	45.95	38.00	38617.03	34927.20
August – 2020	63.00	40.15	40010.17	36911.23
September – 2020	61.65	48.35	39359.51	36495.98
October – 2020	58.65	48.10	41048.05	38410.20
November – 2020	84.30	44.05	44825.37	39334.92
December – 2020	86.00	66.50	47896.97	44118.10
January – 2021	84.50	73.05	50184.01	46160.46
February – 2021	102.95	74.00	52516.76	46433.65
March – 2021	95.65	87.00	51821.84	48236.35

SGL Share Price versus the BSE Sensex

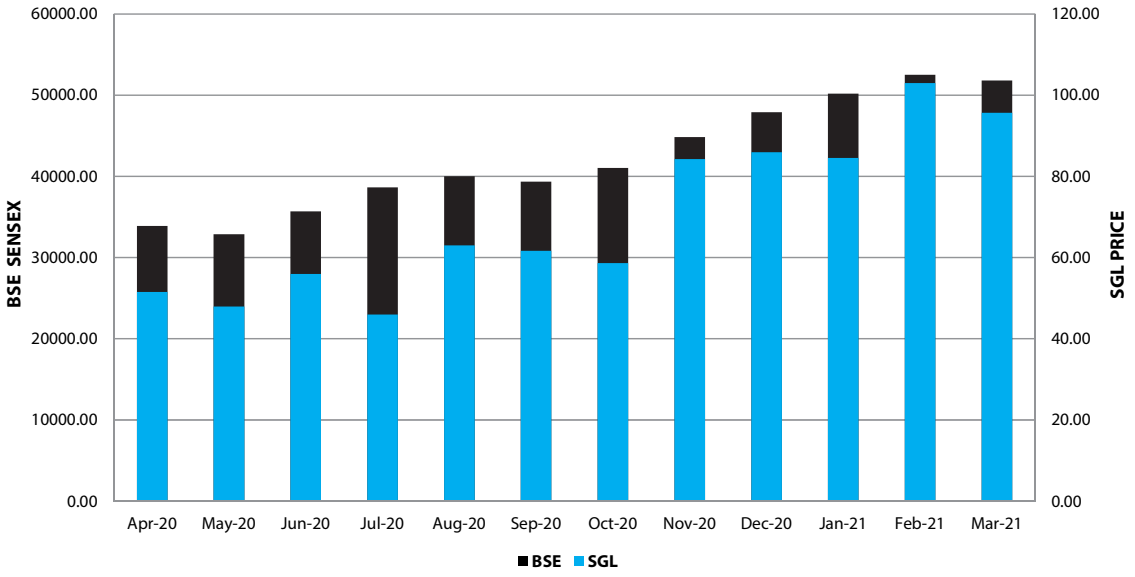

ANNEXURE – C

The distribution of shareholdings as on 31st March, 2021 is as under:

Sr.	Shares Range	Number of Shareholders	% of Total Shareholders	Shares	% of Total Share Capital
1	1-500	4591	87.68	585492	9.52
2	501-1000	291	5.56	240682	3.91
3	1001-2000	150	2.86	224036	3.64
4	2001-3000	65	1.24	164125	2.67
5	3001-4000	25	0.48	88202	1.43
6	4001-5000	24	0.46	111965	1.82
7	5001-10000	40	0.76	279973	4.55
8	10001-above	50	0.95	4455325	72.45
	Total	**5236**	**100**	**6149800**	**100**

Shareholding pattern as on 31st March, 2021:

Category	No. of Shares	(%) of total capital
Indian Promoters	1968642	32.01
Foreign Promoters	1770440	28.79
Central Govt.(IEPF)	70799	1.15
Financial Institutions/Banks	0	0.00
Body Corporate	62004	1.01
Indian Public	1848714	30.06
NRI (Repatriable)	263764	4.29
NRI (Non-Repatriable)	10020	0.16
Director(s) & their Relatives	48753	0.80
Others (Trust, HUF and Clearing members)	106664	1.73
Grand Total	**6149800**	**100.00**

Chief Executive Officer and Chief Financial Officer Certification

To,
The Board of Directors
Shilp Gravures Limited

We, Mr. Roshan Shah, Chief Executive Officer and Mr. Amit Agrawal, Chief Financial Officer of the Company, hereby certify that:

a) We have reviewed the Financial Statements and the Cash Flow Statement for the year 2020-2021 and that to the best of our knowledge and belief:

   (i) These statements do not contain any materially untrue statement or omit any material fact or contain statements that might be misleading;

   (ii) These statements together present a true and fair view of the Company's affairs and are in compliance with existing Accounting Standards, applicable Laws and Regulations.

b) There are, to the best of our knowledge and belief, no transactions entered into by the Company during the year which are fraudulent, illegal or violative of Company's Code of Conduct.

c) We accept responsibility for establishing and maintaining internal controls for financial reporting and that we have evaluated the effectiveness of internal control systems of the Company pertaining to financial reporting and we have disclosed to the Auditors and the Audit Committee, deficiencies in the design or operation of such internal controls, if any, of which we are aware and the steps we have taken or propose to take to rectify these deficiencies.

d) We have indicated to the Auditors and the Audit Committee:

   (i) Significant changes in internal control over financial reporting during the year;

   (ii) Significant changes in Accounting Policies during the year and that the same have been disclosed in the notes to the financial statements; and

   (iii) Instances of significant fraud of which we have become aware and the involvement therein, if any, of the management or an employee having a significant role in the Company's internal control system over financial reporting.

Roshan Shah
Chief Executive Officer
Place: Rakanpur
Date: May 18, 2021

Amit Agrawal
Chief Financial Officer
Place: Rakanpur
Date: May 18, 2021

DECLARATION BY CHIEF EXECUTIVE OFFICER

As provided under Schedule-V of the Securities and Exchange Board of India (Listing Obligations and Disclosure Requirements) Regulations, 2015, the Board of Directors and the Senior Management Personnel have confirmed compliance with the Code of Conduct and Ethics for the financial year ended March 31, 2021.

For Shilp Gravures Limited

Place: Rakanpur
Date: May 18, 2021

Roshan Shah
Chief Executive Officer

Independent Auditor's Certificate on Corporate Governance

To the Members of SHILP GRAVURES LIMITED

We have examined the compliance of conditions of corporate governance by SHILP GRAVURES LIMITED ('the Company') for the year ended on 31st March 2021, as stipulated in Regulations 17 to 27, clauses (b) to (i) of Regulation 46(2), and paragraphs C, D and E of Schedule V of the Securities and Exchange Board of India (Listing Obligations and Disclosure Requirements) Regulations, 2015 ('Listing Regulations').

Management's Responsibility

The compliance of conditions of corporate governance is the responsibility of the management. This responsibility includes the designing, implementing and maintaining operating effectiveness of internal control to ensure compliance with the conditions of corporate governance as stipulated in the Listing Regulations.

Auditor's Responsibility

Pursuant to the requirements of the Listing Regulations, our responsibility is to express a reasonable assurance in the form of an opinion as to whether the Company has complied with the conditions of corporate governance as stated in paragraph 2 above. Our responsibility is limited to examining the procedures and implementation thereof, adopted by the Company for ensuring the compliance with the conditions of corporate governance. It is neither an audit nor an expression of opinion on the financial statements of the Company.

We have examined the relevant records of the Company in accordance with the applicable Generally Accepted Auditing Standards in India, the Guidance Note on Certification of Corporate Governance issued by the Institute of Chartered Accountants of India ('ICAI'), and Guidance Note on Reports or Certificates for Special Purposes issued by the ICAI which requires that we comply with the ethical requirements of the Code of Ethics issued by the ICAI.

We have complied with the relevant applicable requirements of the Standard on Quality Control (SQC) 1, Quality Control for Firms that Perform Audits and Reviews of Historical Financial Information, and Other Assurance and Related Services Engagements.

Opinion

Based on the procedures performed by us and to the best of our information and according to the explanations provided to us, in our opinion, the Company has complied, in all material respects, with the conditions of corporate governance as stipulated in the Listing Regulations during the year ended 31st March 2021.

We state that such compliance is neither an assurance as to the future viability of the Company nor the efficiency or effectiveness with which the management has conducted the affairs of the Company.

Restriction on use

This certificate is issued solely for the purpose of complying with the aforesaid regulations and may not be suitable for any other purpose.

For **SHAH & SHAH ASSOCIATES**
Chartered Accountants
FRN: 113742W

SUNIL K.DAVE
PARTNER
Membership Number: 047236
(UDIN: 21047236AAAAEK2953)

Place : Ahmedabad
Date : May 18, 2021

CERTIFICATE OF NON-DISQUALIFICATION OF DIRECTORS

(Pursuant to Regulation 34(3) and Schedule V Para C clause (10)(i) of the SEBI (Listing Obligations and Disclosure Requirements) Regulations, 2015)

To
The Members of
Shilp Gravures Limited
778/6, Pramukh Industrial Estate,
Sola-Santej Road,
Village: Rakanpur, Taluka: Kalol,
Gandhinagar-382722
Gujarat, India.

I have examined the relevant registers, records, forms, returns and disclosures received from the Directors of Shilp Gravures Limited (CIN: L27100GJ1993PLC020552) and having registered office at 778/6, Pramukh Industrial Estate, Sola-Santej Road, Village: Rakanpur, Taluka: Kalol, Gandhinagar-382722, Gujarat, India (hereinafter referred to as "the Company"), produced before me by the Company for the purpose of issuing this Certificate, in accordance with Regulation 34(3) read with Schedule V Para C Sub Clause 10(i) of the Securities Exchange Board of India (Listing Obligations and Disclosure Requirements) Regulations, 2015.

In my opinion and to the best of my information and according to the verifications (including Directors Identification Number (DIN) status at the portal www.mca.gov.in) as considered necessary and explanations furnished to me by the Company and its officers, I hereby certify that none of the Directors on the Board of the Company as stated below for the Financial year ending on 31st March, 2021 have been debarred or disqualified from being appointed or continuing as Directors of companies by the Securities and Exchange Board of India, Ministry of Corporate Affairs, or any such other Statutory Authority:

Sr. No.	Name of Director	DIN	Date of Appointment in Company
1.	Mr. Ambar J. Patel	00050042	29.10.1993
2.	Mr. Shailesh C. Desai	00169595	2.12.2003
3.	Mr. Jainand G. Vyas	02656340	8.8.2009
4.	Mr. Nipam R. Shah	00093697	23.9.2015
5.	Mrs. Monica H. Kanuga	06919996	26.7.2014
6.	Mr. Kirit Patel	00380319	4.8.2018
7.	Dr. Baldev Patel	00107161	31.1.2020
8.	Mr. Padmin Buch	03411816	31.1.2020

Ensuring the eligibility for the appointment / continuity of every Director on the Board is the responsibility of the management of the Company. My responsibility is to express an opinion on these based on my verification. This certificate is neither an assurance as to the future viability of the Company nor of the efficiency or effectiveness with which the management has conducted the affairs of the company.

The verification and examination of records was conducted online, as facilitated by the Company, due to Covid 19 and subsequent lockdown situation for the purpose of issuing this Report. However, necessary confirmation for the authenticity of the records received has been provided by the Company.

Signature :
Name of PCS : **Monica Kanuga**
FCS No. : 3868
C P No. : 2125
UDIN : F003868C000323528

Place : Ahmedabad
Date : 18th May, 2021

MANAGEMENT DISCUSSION & ANALYSIS REPORT

ECONOMY OVERVIEW:

The year 2020 saw unprecedented disruptions to lives and livelihood all across the world and India was no exception. As the nation waded through the pandemic-induced challenges, industries had their fair share of learnings along the way. The impact of the pandemic and lockdown was disproportionately felt across industries. While industries such as hospitality and manufacturing were impacted immediately, the impact on the financial sector was felt with a lag, as is evident from the quarterly GDP numbers. Since the economic unlock, the pace of rebound has been equally lopsided. Easing of movement restrictions, pent-up and festive demand, and the revival of several infrastructure projects by the government helped the manufacturing and construction sectors to bounce back relatively strongly. However, anxiety about health and sporadic regional lockdowns continued to weigh on the services sector, whose recovery has been relatively gradual.

While the full impact of the COVID-19 lockdown was felt in the April-June quarter, the worst may have been avoided with a faster than expected recovery of the manufacturing sector in the July-September quarter, and a revival of consumer demand sentiment during the festive season.

The outlook for fiscal 2021-22 is firmly positive with an estimated GDP growth of around 11%. The Union Budget 2021 focuses on continued spending to stimulate growth as the economy tries to recover from the impact of COVID-19. The Indian economy is further expected to pick up momentum in the year 2021. The International Monetary Fund (IMF) forcast the growth for Indian economy to 11.5 per cent in 2021, making it the only major economy expected to register a double-digit growth amidst the COVID-19 pandemic.

The first Union Budget presented by Minister for Finance & Corporate Affairs, Ms Nirmala Sitharaman in the Parliament on February 1, 2020. The budget aimed at energising the Indian economy through a combination of short-term, medium-term, and long-term measures.

In November 2020, the Government of India announced ₹ 2.65 lakh crore stimulus package to generate job opportunities and provide liquidity support to various sectors such as tourism, aviation, construction and housing. Also, India's cabinet approved the production-linked incentives (PLI) scheme to provide ₹ 2 trillion over five years to create jobs and boost production in the country.

Numerous foreign companies are setting up their facilities in India on account of various Government initiatives like Make in India and Digital India. The Government of India, under its Make in India initiative, is trying to boost the contribution made by the manufacturing sector with an aim to take it to 25% of the GDP from the current 17%.

INDUSTRY STRUCTURE AND DEVELOPMENT

PACKAGING INDUSTRY:

The growth of the Packaging Industry in India is largely driven by various logistic applications, technological advancements, and the development of the packaging sector across the country.The report on the India packaging market studies the market segmentation based on different materials, like paper, plastic, glass, and metal. The end-user verticals that have been considered, while studying the market, include food, beverage, healthcare, cosmetics, personal care, and household care and industrial segment.

Owing to the rising population, increasing income levels, changing lifestyles, increased media penetration through internet, and television and growing economy, the demand for packaging is growing. Moreover, it is one of the strongest growing sectors in the country. According to Care Ratings, a prominent credit rating company in India, more than 49% of the paper produced in the country is used for packaging purposes.

The rapid growth of the market is primarily driven by the pharmaceuticals and foods and beverages industries. Huge investments in the food processing, personal care, and pharmaceuticals end-user industries are creating scope for expansion of the packaging market.

The rise of the Indian middle class, rapid expansion of organized retail, growth of exports, and India's rising e-commerce sector are further facilitating growth. According to the Indian Institute of Packaging (IIP), the packaging consumption in India has increased 200% in the past decade, rising from 4.3 kg per person per annum (pppa) to 8.6 kg pppa.

Key Market Trends

Food Industry is Expected to Hold Largest Share in the Market. The food packaging industry in India witnessed major innovations, in terms of branding and packaging. Many popular brands, like Amul, Mother Dairy, Patanjali, and others, are using UV protected films, color-changing films, and holographic films to reduce the chance of adulteration of their products.

Packaged food is the fastest-growing segment in the Indian packaging industry. It is expected to fuel the demand for plastic packaging, as it ensures food quality, safety, and long shelf life. According to the Federation of Indian Chambers of Commerce & Industry (FICCI), the

expenditure on packaged foods is increasing (at inflection point), due to an increase in per capita income, urbanization, and an increase in the number of working women. According to Agriculture and Agri-food Canada, the sales of packaged food in India amounted to USD 76,284.2 million in 2018, and it is expected to register a CAGR of 18% during the forecast period.

Flexible packaging ensures freshness, durability, printability, and barrier protection for packed products. This increases the shelf life of products, which is crucial for end-users in F&B and pharmaceutical industries. Moreover, flexible packaging is compact, weighs less, and produces less packaging waste. This significantly reduces costs associated with manufacturing, transportation, and helps companies reduce their overall carbon footprint. Many such benefits are increasing the preference for flexible packaging among end-users, which is fueling the growth of the packaging market in India.

Packaging is now seen as a key bridge between consumers and brands to effectively communicate that hygiene is maintained, safety is prioritised and product or service quality is not being compromised. Packaging already had a pivotal role in consumer buying experience in the e-commerce world. And now, its impact has even grown bigger. This sector will continue to ride the e-commerce wave long into the future.

GRAVURE INDUSTRY:

Gravure is used for labels, cartons, packaging, gift-wrap, wall and floor coverings, and a variety of precision coating applications. In the face of uncertain economic times, the gravure market is striving to maintain margins and market share while focusing on technological advances to drive growth.

Your Company serves complete cross–section of the gravure industry such as: Flexible Packaging, Anilox Rollers, PVC Flooring, Decorative Laminates, Specialty Coatings, Artificial Leather, Gift Wrapper, Security printing and Transfer printing etc. India has an advantage of large volume consumption of consumer products and therefore gravure is the most preferred technology to handle such volumes due to economy of scale, availability of skilled manpower and high quality printing.

Your company continues to cater the Indian Packaging Industry with its dedicated endeavors which in turn stimulates the growth of the Company in the future. Your company has been investing in training the manpower and upgrading the technology from time to time to keep the pace with the changing trends.

OPPORTUNITIES, THREATS AND CONCERNS:

With new legislations and regulations expected to create an impact on business operations amidst growing environmental concerns, organizations are focusing efforts on restricting potential increases in the cost of machinery, and complying with legislative changes. As online retail and sales of unpacked goods will disrupt business operations, packaging features such as recyclability, light weighting, and premium look will be favored. By 2021, research and development is expected to benefit from increased investment by packaging organizations with demand increasing for flexible plastic packaging, pouches, and premium paper or board packaging.

The competition is fierce with continuous price wars occurring in the market. Companies compete on the basis of the quality of material, innovative designs, production capacity, past projects, etc. The players & their manufacturing capacity is evenly spread across the country with no visible geographical concentration in the market.

Expansion of E-Commerce around the country is enabling changes in consumer preferences which have further increased the importance of product sustainability and less wastage. The packaging industry is bound to witness several cost-cutting mechanisms along with margin expansion & an inclination towards digitization & process automation to meet the rising demand form the end-user industries.

India is the second largest producer of food in the world and one of the major consumers of packaged foods and beverages. Increased consumer awareness and growth of the processed food and beverages industry are the major factors for a major shift from unpackaged vending to packaged forms of sale. The packaging industry in India is a mix of both organized medium to large player's as well very small players. Domestic demand for packaging is expected to grow rapidly in coming years. FMCG companies are now widely adopting sustainable packaging technologies to reduce the cost of packaging as well as taking steps to ensure recycling of packaging material which also protects the environment.

The presence of large number of players in the market and entry of new entrants in the flexible packaging market is projected to intensify the market competition. The market competition is seen on the basis of price, quality, services, and innovation. The leading players in the market putting efforts by introducing innovative and bio-based packaging materials.

SEGMENT WISE PERFORMANCE: As on March 31, 2021, the Company has only two reportable segments, that of i) manufacture of engraved copper rollers and ii) energy generation through wind mill. The segment revenue, results, assets, and liabilities include the respective amounts identifiable to each of the segment and amount allocated to it. The figurative parameter in detail is provided in Note no. 45 (Segment Reporting) in the Note to Financial Statements.

FINANCIAL PERFORMANCE: An overview of the financial performance is given in the Board's Report. The Audit Committee constituted by the Board of Directors periodically reviews the financial performance and reporting systems.

KEY FINANCIAL HIGHLIGHTS:

(₹ in Lacs)

Particulars	Standalone		Consolidated	
	2020-21	2019-20	2020-21	2019-20
Revenue from operation	6279.68	6587.00	6981.35	7064.59
EBITDA	1815.56	973.35	1874.96	974.07
Profit after Tax (PAT)	1054.24	113.45	1033.51	86.87
Basic/Diluted Earnings per share	17.03	1.84	16.70	1.41

KEY FINANCIAL RATIOS:

Ratios	2020-21	2019-20
Debtors Turnover	72.49 (days)	71.05 (days)
Inventory Turnover	120.18(days)	138.69 (days)
Interest Coverage Ratio	21.33	7.48
Current Ratio	3.52	1.94
Debt Equity Ratio	0.04	0.24
Operating Profit Margin	28.91%	14.78%
Net Profit Margin	16.68%	1.72%
Return on Networth	14.30%	1.73%

INTERNAL CONTROL SYSTEMS AND THEIR ADEQUACY: The Company has laid down internal financial controls. The policies and procedures adopted by the Company ensure orderly and efficient conduct of its business, safe- guarding of its assets, prevention and detection of frauds and errors, accuracy and completeness of accounting records and timely preparation of reliable information.

Your Company have an Audit Committee and has met four times in the year. Audit Committee ensures proper compliance with the provisions of the Listing Regulations, Companies Act, reviews the adequacy and effectiveness of the internal control environment and monitors implementation of internal audit recommendations. Besides the above, Audit Committee is actively engaged in overseeing financial disclosures. The recommendations of the Internal Auditors and the Audit Committee are followed up effectively for implementation.

HUMAN RESOURCES / INDUSTRY RELATIONS:

Shilp being an employer to more than 450 employees had to face the challenges thrown by the COVID pandemic in different ways. The safety of every employee mattered the most and being related to essential goods the plant operations were resumed with utmost care about the COVID protocol. During the lock down as the plant operations were resumed everyone was educated on the COVID protocol and provided with all gears like masks, sanitizers, etc. A full time Doctor on duty ensured that every employee was screened properly and checked thoroughly to prevent any spread of infection along with temperature screening and contact tracing.

As the work force was maintained to bare minimum everyone was put in alternate shifts thus giving an opportunity to everyone to work and relax. Flexibility and adaptability and careful approach to protocol were the key factors that everyone followed to wade through the pandemic and it has now become a part of the culture at Shilp. The migrant workers were given ample help and support to stay back.

Your Company' agenda to build a performance driven culture aiming at constant growth has been a priority throughout and to sustain continual high performance standards and growth it is the focus on the work culture and good management practices that bring in the desired results. All these factors have attributed in making the human resource at the Company a culturally diverse yet one of the best functional teams at work.

CAUTIONARY STATEMENT:

Statements in the Management Discussion & Analysis Report describing the Company's objectives, projections, expectations, opinion and predictions may please be considered as "forward looking statements" only. Actual results may differ materially from those expressed or implied. Important factors that could influence the Company's operations should be viewed in light of changes in market conditions, domestic demand and supply conditions, prices of raw materials, economic developments in the country, changes in the government regulations, tax laws and other statutes and such other incidental factors which are material to the business operation of the Company.

For and on behalf of the Board of Directors of
Shilp Gravuers Limited

Ambar Patel
(Managing Director)
(DIN: 00050042)

Shailesh Desai
(Director)
(DIN: 00169595)

Place: Rakanpur
Date: 18th May, 2021

INDEPENDENT AUDITOR'S REPORT

To The Members of **SHILP GRAVURES LIMITED**

Report on the Standalone financial statements

Opinion

We have audited the accompanying standalone financial statements of SHILP GRAVURES LIMITED (''the Company''), which comprise the balance sheet as at March 31, 2021, and the statement of profit and loss (including other comprehensive income), statement of changes in equity and statement of cash flows for the year then ended, and notes to the standalone financial statements, including a summary of significant accounting policies and other explanatory information (Collectively referred to as 'standalone financial statements').

In our opinion and to the best of our information and according to the explanations given to us, the aforesaid standalone financial statements give the information required by the Companies Act, 2013 in the manner so required and give a true and fair view in conformity with the accounting principles generally accepted in India, of the state of affairs of the Company as at March 31, 2021, and its profit (including other comprehensive income), changes in equity and its cash flows for the year ended on that date.

Basis for Opinion

We conducted our audit in accordance with the Standards on Auditing (SAs) specified under section 143(10) of the Companies Act, 2013. Our responsibilities under those Standards are further described in the Auditor's Responsibilities for the Audit of the Standalone financial statements section of our report. We are independent of the Company in accordance with the Code of Ethics issued by the Institute of Chartered Accountants of India together with the ethical requirements that are relevant to our audit of the standalone financial statements under the provisions of the Companies Act, 2013 and the Rules thereunder, and we have fulfilled our other ethical responsibilities in accordance with these requirements and the Code of Ethics. We believe that the audit evidence we have obtained is sufficient and appropriate to provide a basis for our opinion.

Emphasis of Matter

We draw attention to Note: 53 of the standalone financial statements, as regards the management's evaluation of COVID-19 impact on the future performance of the Company.

Our opinion is not modified in respect of this matter.

Key Audit Matters

Key audit matters are those matters that, in our professional judgment, were of most significance in our audit of the standalone financial statements of the current period. These matters were addressed in the context of our audit of the standalone financial statements as a whole, and in forming our opinion thereon, and we do not provide a separate opinion on these matters.

We have determined that there are no key audit matters to communicate in our report.

Other Information

The Company's Board of Directors is responsible for the other information. The other information comprises the information included in the annual report, but does not include the standalone financial statements and our auditor's report thereon.

Our opinion on the standalone financial statements does not cover the other information and we do not express any form of assurance conclusion thereon.

In connection with our audit of the standalone financial statements, our responsibility is to read the other information and, in doing so, consider whether the other information is materially inconsistent with the standalone financial statements or our knowledge obtained in the audit or otherwise appears to be materially misstated. If, based on the work we have performed, we conclude that there is a material misstatement of this other information; we are required to report that fact. We have nothing to report in this regard.

Responsibilities of Management and Those Charged with Governance for the Standalone Financial Statements

The Company's Board of Directors is responsible for the matters stated in section 134(5) of the Companies Act; 2013 (''the Act'') with respect to the preparation of these standalone financial statements that give a true and fair view of the financial position, financial performance (including other comprehensive income), changes in equity and cash flows of the Company in accordance with the

accounting principles generally accepted in India, including the Indian Accounting Standards specified under section 133 of the Act. This responsibility also includes maintenance of adequate accounting records in accordance with the provisions of the Act for safeguarding of the assets of the Company and for preventing and detecting frauds and other irregularities; selection and application of appropriate accounting policies; making judgments and estimates that are reasonable and prudent; and design, implementation and maintenance of adequate internal financial controls, that were operating effectively for ensuring the accuracy and completeness of the accounting records, relevant to the preparation and presentation of the standalone financial statements that give a true and fair view and are free from material misstatement, whether due to fraud or error.

In preparing the standalone financial statements, the Board of Directors is responsible for assessing the Company's ability to continue as a going concern, disclosing, as applicable, matters related to going concern and using the going concern basis of accounting unless the board of Directors either intends to liquidate the Company or to cease operations, or has no realistic alternative but to do so.

Those Board of Directors are also responsible for overseeing the Company's financial reporting process.

Auditor's Responsibilities for the Audit of the Standalone Financial Statements

Our objectives are to obtain reasonable assurance about whether the standalone financial statements as a whole are free from material misstatement, whether due to fraud or error, and to issue an auditor's report that includes our opinion. Reasonable assurance is a high level of assurance, but is not a guarantee that an audit conducted in accordance with SAs will always detect a material misstatement when it exists. Misstatements can arise from fraud or error and are considered material if, individually or in the aggregate, they could reasonably be expected to influence the economic decisions of users taken on the basis of these standalone financial statements.

As part of an audit in accordance with Standards on Auditing ('SAs'), we exercise professional judgment and maintain professional skepticism throughout the audit. We also:

- Identify and assess the risks of material misstatement of the standalone financial statements, whether due to fraud or error, design and perform audit procedures responsive to those risks, and obtain audit evidence that is sufficient and appropriate to provide a basis for our opinion. The risk of not detecting a material misstatement resulting from fraud is higher than for one resulting from error, as fraud may involve collusion, forgery, intentional omissions, misrepresentations, or the override of internal control.
- Obtain an understanding of internal control relevant to the audit in order to design audit procedures that are appropriate in the circumstances. Under section 143(3)(i) of the Act, we are also responsible for expressing our opinion on whether the company has adequate internal financial controls system in place and the operating effectiveness of such controls
- Evaluate the appropriateness of accounting policies used and the reasonableness of accounting estimates and related disclosures made by management.
- Conclude on the appropriateness of management's use of the going concern basis of accounting and, based on the audit evidence obtained, whether a material uncertainty exists related to events or conditions that may cast significant doubt on the Company's ability to continue as a going concern. If we conclude that a material uncertainty exists, we are required to draw attention in our auditor's report to the related disclosures in the standalone financial statements or, if such disclosures are inadequate, to modify our opinion. Our conclusions are based on the audit evidence obtained up to the date of our auditor's report. However, future events or conditions may cause the Company to cease to continue as a going concern.
- Evaluate the overall presentation, structure and content of the standalone financial statements, including the disclosures, and whether the standalone financial statements represent the underlying transactions and events in a manner that achieves fair presentation.

We communicate with those charged with governance regarding, among other matters, the planned scope and timing of the audit and significant audit findings, including any significant deficiencies in internal control that we identify during our audit.

We also provide those charged with governance with a statement that we have complied with relevant ethical requirements regarding independence, and to communicate with them all relationships and other matters that may reasonably be thought to bear on our independence, and where applicable, related safeguards.

From the matters communicated with those charged with governance, we determine those matters that were of most significance in the audit of the standalone financial statements of the current period and are therefore the key audit matters. We describe these matters in our auditor's report unless law or regulation precludes public disclosure about the matter or when, in extremely rare circumstances, we determine that a matter should not be communicated in our report because the adverse consequences of doing so would reasonably be expected to outweigh the public interest benefits of such communication.

Report on Other Legal and Regulatory Requirements

1. As required by the Companies (Auditor's Report) Order, 2016 ("the Order"), issued by the Central Government of India in terms of sub-section (11) of section 143 of the Act, we give in the "Annexure A" a statement on the matters specified in paragraphs 3 and 4 of the Order, to the extent applicable.

2. As requited by Section 143(3) of the Act, we report that:

   a. We have sought and obtained all the information and explanations which to the best of our knowledge and belief were necessary for the purposes of our audit.

   b. In our opinion, proper books of account as required by law have been kept by the Company so far as it appears from our examination of those books.

   c. The Balance Sheet, the Statement of Profit and Loss, the Statement of Changes in Equity and the Cash Flow Statement dealt with by this Report are in agreement with the books of account.

   d. In our opinion, the aforesaid standalone financial statements comply with the Indian Accounting Standards prescribed under Section 133 of the Act read with Companies (Indian Accounting Standard) Rules 2016.

   e. On the basis of the written representations received from the directors as on March 31, 2021 taken on record by the Board of Directors, none of the directors is disqualified as on March 31, 2021 from being appointed as a director in terms of Section 164(2) of the Act.

   f. With respect to the adequacy of the internal financial controls over financial reporting of the Company and the operating effectiveness of such controls, refer to our separate Report in "Annexure B".

   g. With respect to the other matters to be included in the Auditor's report in accordance with the requirements of section 197(16) of the Act, as amended, in our opinion, the managerial remuneration for the year ended March 31, 2021 has been paid/ provided by the Company to its directors in accordance with the provisions of Section 197 read with Schedule V to the Act;

   h. With respect to the other matters to be included in the Auditor's Report in accordance with Rule 11 of the Companies (Audit and Auditors) Rules, 2014, in our opinion and to the best of our information and according to the explanations given to us:

      i. The Company does not have any pending litigations which would impact its financial position.

      ii. The Company did not have any long-term contracts including derivative contracts for which there were any material foreseeable losses.

      iii. There has been no delay in transferring amounts, required to be transferred, to the Investor Education and Protection Fund by the Company.

For **SHAH & SHAH ASSOCIATES**
Chartered Accountants
FRN: 113742W

SUNIL K.DAVE
PARTNER
Membership Number: 047236
UDIN : 21047236AAAAEI5521

Place : Ahmedabad
Date : May 18,2021

ANNEXURE A TO THE INDEPENDENT AUDITOR'S REPORT

(Referred to in paragraph 1 under 'Report on Other Legal and Regulatory Requirements' section of our report of even date)

Report of even date on Companies (Auditor's Report) Order, 2016 ("the Order") issued by the Central Government in terms of Section 143(11) of the Act

(i) (a) The Company has maintained proper records showing full particulars, including quantitative details and situation of Property, Plant and Equipment.

(b) The Property, Plant and Equipment were physically verified during the year by the Management in accordance with a regular programme of verification which, in our opinion, provides for physical verification of all the Property, Plant and Equipment at reasonable intervals. According to the information and explanation given to us, no material discrepancies were noticed on such verification.

(c) According to the information and explanations given to us and the records examined by us we report that, Immovable properties of land & buildings whose title deeds have been pledged as security for Borrowings are held in the name of the Company as at the balance sheet date.

(ii) As explained to us, the inventories were physically verified during the year by the Management at reasonable intervals and no material discrepancies were noticed on physical verification.

(iii) According to information and explanations given to us, the company has given unsecured loan to a subsidiary company covered in the registers maintained under section 189 of the Companies Act, 2013. In our opinion, the terms and conditions on which loan has been granted to a subsidiary company listed in the registers maintained under section 189 of the Companies Act,2013 are not prejudicial to the interest of the company. The party has repaid the principal amount as stipulated and has been regular in the payment of interest. There is no overdue amount of loan granted to a subsidiary company listed in the registers maintained under section 189 of the Companies Act, 2013.

(iv) In our opinion and according to the information and explanations given to us, the Company has not granted any loans or provided guarantee to directors/to a company in which a director is interested, to which the provisions of section 185 of the Companies Act, 2013 apply and hence not commented upon. Further, the Company has complied with the provisions of section 186 of the Companies Act, 2013 in respect of grant of loan, making investments and providing guarantees and securities, as applicable.

(v) According to the information and explanations given to us, the Company has not accepted any deposits from the public to which directives issued by the Reserve Bank of India and the provisions of Sections 73 to 76 or any other relevant provisions of the Act and the Companies (Acceptance of Deposit) Rules, 2014, as amended, would apply. Hence reporting under clause (v) of the Order is not applicable.

(vi) The maintenance of cost records has been specified by the Central Government under section 148(1) of the Companies Act, 2013. We have broadly reviewed the cost records maintained by the Company pursuant to the Companies (Cost Records and Audit) Rules, 2014 as amended prescribed by the Central Government under sub-section (1) of Section 148 of the Companies Act, 2013, and are of the opinion that, prima facie, the prescribed cost records have been made and maintained. We have, however, not made a detailed examination of the cost records with a view to determine whether they are accurate or complete.

(vii) According to the information and explanations given to us, in respect of statutory dues:

(a) The Company has generally been regular in depositing undisputed statutory dues, including Provident Fund, Employees' State Insurance, Income-tax, Goods & Service Tax (GST), Customs Duty, Cess and other material statutory dues applicable to it to the appropriate authorities.

(b) There were no undisputed amounts payable in respect of Provident Fund, Employees' State Insurance, Income-tax, Sales Tax, Service Tax, Customs Duty, Excise Duty, Value Added Tax, Goods & Service Tax, cess and other material statutory dues in arrears as at 31st March, 2021 for a period of more than six months from the date they became payable.

(c) The details of Income-tax which have not been deposited as on 31st March, 2021 on account of disputes are given below:

Details of dues Name of Statute	Nature of Dues	Forum where Dispute is Pending	Period to which the Amount Relates	Amount Involved and Unpaid (₹ In Lacs)
The Income Tax Act, 1961	Income Tax	Commissioner Income Tax – (Appeals)	Asst. Year: 2017-18	71.48
Finance Act,1994	Denial of Service tax credit	Commissioner Appeals of Custom, Excise & Service Tax.	Financial Year : 2012-13 to 2016-17	6.29

(d) There are no dues of duty of excise, service tax, and value added tax, Goods and Service Tax and customs duty that have not been deposited as at 31st March, 2021 on account of disputes.

(viii) In our opinion and according to the information and explanations given to us, the Company has not defaulted in the repayment of loans or borrowings to financial institutions and banks. The Company has not issued any debentures and has not taken any loans from the government.

(ix) In our opinion and according to the information and explanation given to us, the company has utilised the term loan for the purpose for which it was raised.

(x) To the best of our knowledge and according to the information and explanations given to us, no fraud by the Company and no fraud on the Company by its officers or employees has been noticed or reported during the year.

(xi) In our opinion and according to the information and explanations given to us, the Company has paid managerial remuneration in accordance with the requisite approvals mandated by the provisions of section 197 read with Schedule V to the Companies Act, 2013.

(xii) The Company is not a Nidhi Company and hence reporting under clause (xii) of the Order is not applicable.

(xiii) In our opinion and according to the information and explanations given to us the Company is in compliance with Section 188 and 177 of the Companies Act, 2013, where applicable, for all transactions with the related parties and the details of related party transactions have been disclosed in the standalone financial statements etc. as required by the applicable accounting standards.

(xiv) During the year the Company has not made any preferential allotment or private placement of shares or fully or partly convertible debentures and hence reporting under clause (xiv) of the Order is not applicable.

(xv) In our opinion and according to the information and explanations given to us, during the year the Company has not entered into any non-cash transactions with its directors or persons connected with him and hence provisions of section 192 of the Companies Act, 2013 are not applicable.

(xvi) The Company is not required to be registered under section 45-IA of the Reserve Bank of India Act, 1934.

For **SHAH & SHAH ASSOCIATES**
Chartered Accountants
FRN: 113742W

SUNIL K.DAVE
PARTNER
Membership Number: 047236
UDIN : 21047236AAAAEI5521

Place : Ahmedabad
Date : May 18,2021

ANNEXURE "B" TO THE INDEPENDENT AUDITOR'S REPORT

(Referred to in paragraph 2(f) under 'Report on Other Legal and Regulatory Requirements' section of our report of even date)

Report on the Internal Financial Controls Over Financial Reporting under Clause (i) of Sub-section 3 of Section 143 of the Companies Act, 2013 ("the Act")

We have audited the internal financial controls over financial reporting of SHILP GRAVURES LIMITED ("the Company") as of March 31, 2021 in conjunction with our audit of the standalone financial statements of the Company for the year ended on that date.

Management's Responsibility for Internal Financial Controls

The Company's management is responsible for establishing and maintaining internal financial controls based on the internal control over financial reporting criteria established by the Company considering the essential components of internal control stated in the Guidance Note on Audit of Internal Financial Controls Over Financial Reporting issued by the Institute of Chartered Accountants of India. These responsibilities include the design, implementation and maintenance of adequate internal financial controls that were operating effectively for ensuring the orderly and efficient conduct of its business, including adherence to company's policies, the safeguarding of its assets, the prevention and detection of frauds and errors, the accuracy and completeness of the accounting records, and the timely preparation of reliable financial information, as required under the Companies Act, 2013.

Auditor's Responsibility

Our responsibility is to express an opinion on the Company's internal financial controls over financial reporting of the Company based on our audit. We conducted our audit in accordance with the Guidance Note on Audit of Internal Financial Controls Over Financial Reporting (the "Guidance Note") issued by the Institute of Chartered Accountants of India and the Standards on Auditing prescribed under Section 143(10) of the Companies Act, 2013, to the extent applicable to an audit of internal financial controls. Those Standards and the Guidance Note require that we comply with ethical requirements and plan and perform the audit to obtain reasonable assurance about whether adequate internal financial controls over financial reporting was established and maintained and if such controls operated effectively in all material respects.

Our audit involves performing procedures to obtain audit evidence about the adequacy of the internal financial controls system over financial reporting and their operating effectiveness. Our audit of internal financial controls over financial reporting included obtaining an understanding of internal financial controls over financial reporting, assessing the risk that a material weakness exists, and testing and evaluating the design and operating effectiveness of internal control based on the assessed risk. The procedures selected depend on the auditor's judgement, including the assessment of the risks of material misstatement of the standalone financial statements, whether due to fraud or error.

We believe that the audit evidence we have obtained is sufficient and appropriate to provide a basis for our audit opinion on the Company's internal financial controls system over financial reporting.

Meaning of Internal Financial Controls Over Financial Reporting

A company's internal financial control over financial reporting is a process designed to provide reasonable assurance regarding the reliability of financial reporting and the preparation of standalone financial statements for external purposes in accordance with generally accepted accounting principles. A company's internal financial control over financial reporting includes those policies and procedures

Opinion

In our opinion, to the best of our information and according to the explanations given to us, the Company has, in all material respects, an adequate internal financial controls system over financial reporting and such internal financial controls over financial reporting were operating effectively as at March 31, 2021, based on the criteria for internal financial control over financial reporting established by the Company considering the essential components of internal control stated in the Guidance Note on Audit of Internal Financial Controls Over Financial Reporting issued by the Institute of Chartered Accountants of India.

For **SHAH & SHAH ASSOCIATES**
Chartered Accountants
FRN: 113742W

SUNIL K.DAVE
PARTNER
Membership Number: 047236
UDIN : 21047236AAAAEI5521

Place : Ahmedabad
Date : May 18,2021

STANDALONE BALANCE SHEET

AS AT 31ST MARCH, 2021

₹ In Lacs

PARTICULARS	NOTES	AS AT 31ST MARCH, 2021	AS AT 31ST MARCH, 2020
ASSETS			
Non - Current Assets			
(a) Property, Plant and Equipment	4	3,887.60	4,237.34
(b) Right-of-use asset	5	52.47	59.89
(c) Capital work-in-progress	6	0.24	55.59
(d) Financial Assets			
(i) Investment	7	448.48	448.48
(ii) Loans	8	445.00	445.00
(iii) Other financial Assets	9	63.47	75.96
(e) Income Tax Assets (net)	10	214.75	211.77
(f) Other Assets	11	4.26	29.34
Total Non - Current Assets		**5,116.27**	**5,563.37**
Current Assets			
(a) Inventories	12	670.05	823.68
(b) Financial Assets			
(i) Investments	13	1,420.18	1,092.78
(ii) Trade Receivables	14	1,428.40	1,472.69
(iii) Cash and Cash Equivalents	15	59.68	40.46
(iv) Other Balances with bank	15	15.65	15.40
(v) Other Financial Assets	16	2.53	11.54
(c) Other Assets	17	61.62	63.52
Total Current Assets		**3,658.11**	**3,520.07**
TOTAL ASSETS		**8,774.38**	**9,083.44**
EQUITY AND LIABILITIES			
EQUITY			
(a) Share Capital	18	614.98	614.98
(b) Other Equity	19	6,755.92	5,701.68
TOTAL EQUITY		**7,370.90**	**6,316.66**
LIABILITIES			
Non - Current Liabilities			
(a) Financial Liabilities			
(i) Borrowings	20	2.63	T11
			(a/ActualText⊠21⊠BDC ( )TjEMC 1.79

STANDALONE STATEMENT OF PROFIT AND LOSS

FOR THE YEAR ENDED 31ST MARCH, 2021

₹ In Lacs

STANDALONE STATEMENT OF CHANGES IN EQUITY

FOR THE YEAR ENDED 31ST MARCH, 2021

A. Equity Share Capital

(₹ In Lacs)

Particulars	No. of Shares	Amount
Balance as at 1st April, 2019	**61,49,800**	**614.98**
Changes in equity share capital during the year	-	-
Balance as at 31st March, 2020	**61,49,800**	**614.98**
Changes in equity share capital during the year	-	-
Balance as at 31st March, 2021	**61,49,800**	**614.98**

B. Other Equity

Particulars	Reserves & Surplus			Total (₹ in Lacs)
	Capital Reserve (₹ in Lacs)	General Reserve (₹ in Lacs)	Retained Earnings (₹ in Lacs)	
Balance as at 1st April, 2019	**15.00**	**1,359.76**	**4,439.76**	**5,814.52**
Profit for the year	-	-	113.45	113.45
Other comprehensive income (*) for the year	-	-	(3.88)	(3.88)
Total comprehensive income	**15.00**	**1,359.76**	**4,549.33**	**5,924.09**
Payment of Dividends	-	-	(184.49)	(184.49)
Tax on Dividend Paid	-	-	(37.92)	(37.92)
Transfer to General Reserve	**-**	**25.00**	**(25.00)**	**-**
Balance as at 31st March, 2020	**15.00**	**1,384.76**	**4,301.92**	**5,701.68**
Profit for the year	-	-	1,047.52	1,047.52
Other comprehensive income (*) for the year	-	-	6.72	6.72
Total comprehensive income	**15.00**	**1,384.76**	**5,356.16**	**6,755.92**
Payment of Dividends	-	-	-	-
Tax on Dividend Paid	-	-	-	-
Transfer to General Reserve	-	-	-	-
Balance as at 31st March, 2021	**15.00**	**1,384.76**	**5,356.16**	**6,755.92**

(*) Other comprehensive income for the year classified under retained earning is in respect of remeasurement of defined benefit plans (net of tax).

See accompanying notes forming part of the financial statements

In terms of our report attached
For Shah & Shah Associates
Chartered Accountants
Firm Registration No. - 113742W
Sunil K Dave
Partner
Membership No. - 047236

Place: Ahmedabad
Date : 18th May, 2021

For and on behalf of the Board of Directors of
Shilp Gravures Limited

Ambar J. Patel
Managing Director
DIN No. - 00050042

Shailesh C Desai
Director
DIN No. - 00169595

Amit Agrawal
Chief Financial Officer

Roshan Shah
Chief Executive Officer

Bharat Patel
Company Secretary

Place : Rakanpur
Date : 18th May, 2021

STANDALONE STATEMENT OF CASH FLOWS

FOR THE YEAR ENDED ON 31ST MARCH, 2021

₹ In Lacs

PARTICULARS	YEAR ENDED 31ST MARCH, 2021	YEAR ENDED 31ST MARCH, 2020
A. CASH FLOWS FROM OPERATING ACTIVITIES		
Profit before tax	1,251.81	254.54
Adjustments for :		
Depreciation and amortisation expenses	478.62	588.64
Bad debts written off	6.19	4.98
Finance cost	85.13	130.17
Interest income from banks	(0.75)	(0.72)
Interest income on deposit and ICD	(42.41)	(23.15)
Net gain on sale of current investments	(236.86)	(102.62)
Net gain arising on Mutual Fund Investment measured at FVTPL	(330.73)	338.05
(Gain) / Loss on disposal of Property, Plant and Equipments (net)	(14.29)	(0.35)
Unrealised foreign exchange loss / (gain) (net)	0.17	2.88
Provision For Expected Credit Loss	(2.27)	8.75
	(57.20)	**946.62**
Operating profit before working capital changes	**1,194.61**	**1,201.16**
Changes in Working Capital:		
Adjustments for increase / (decrease) in operating liabilities:		
Trade Payables	(208.28)	(6.19)
Non Current Provisions (Employee benifit obligations)	(3.93)	(3.64)
Other Current Financial Liabilities	49.76	(47.36)
Current Provisions (Employee benifit obligations)	3.30	3.18
Other Current Liabilities	6.29	10.43
Adjustments for (increase) / decrease in operating assets:		
Trade Receivables	40.18	99.92
Inventories	153.63	(24.29)
Other Non Current Financial Assets	12.49	(3.05)
Other Non Current Assets	11.51	(9.92)
Other Current Financial Assets	9.01	(8.47)
Other Current Assets	1.90	(35.98)
	75.86	**(25.37)**
Cash Generated from Operations	**1,270.47**	**1,175.79**
Net income tax paid	(180.32)	(164.65)
Net Cash generated from Operating Activities (A)	**1,090.15**	**1,011.14**
B. CASH FLOWS FROM INVESTING ACTIVITIES		
Purchase of Property, Plant and Equipments	(66.93)	(712.67)
Proceeds from disposal of Property, Plant and Equipments	28.68	16.58
Proceeds from disposal of investments	(1,089.75)	(505.77)
Purchase of investments	1,329.94	1,152.11
Investment in subsidiary	-	(448.48)
Inter corporate loan to subsidiary	-	(445.00)
Interest received from Bank	0.75	0.72
Interest income on deposit and ICD	42.41	23.15
Net Cash used in Investing Activities (B)	**245.10**	**(919.36)**

STANDALONE STATEMENT OF CASH FLOWS

FOR THE YEAR ENDED ON 31ST MARCH, 2021

₹ In Lacs

PARTICULARS	YEAR ENDED 31ST MARCH, 2021	YEAR ENDED 31ST MARCH, 2020
C. CASH FLOWS FROM FINANCING ACTIVITIES		
Proceeds from non current borrowings	89.91	49.62
Repayment of non current borrowings	(886.09)	(76.29)
Net (decrease) / increase in working capital borrowings	(430.59)	213.83
Interest Paid	(85.13)	(130.17)
Lease liabilities	(4.16)	63.64
Dividend Paid	-	(184.49)
Tax on Dividend Paid	-	(37.92)
Net Cash used in Financing Activities (C)	**(1,316.06)**	**(101.78)**
Net change in Cash & Cash Equivalents (A+B+C)	**19.19**	**(10.00)**
Cash and Cash Equivalents at the beginning of the year	40.46	50.89
Effect of exchange rate changes on balance of foreign currency Cash and cash equivalents	0.03	(0.43)
Cash and Cash Equivalents at the end of the year	**59.68**	**40.46**
Reconciliation of Cash and cash equivalents with the Balance Sheet:		
Cash and cash equivalents as per Balance Sheet (Refer Note 15)	75.33	55.86
Less: Unpaid dividend Accounts	15.65	15.40
Net Cash and cash equivalents (as defined in Ind AS 7 Statements of Cash Flows) (included in Note 15)	59.68	40.46
Cash and cash equivalents at the end of the year comprises of		
(a) Cash on hand	4.13	5.38
(b) Cheques/Drafts on hand	2.61	10.51
(c) Balances with Banks		
(i) In Current Accounts	42.76	14.39
(ii) In Bank Accounts	10.18	10.18
	59.68	**40.46**

Note :

1 The Cash Flow Statement has been prepared under the Indirect method as set out in Ind AS 7 on Cash Flow Statements notified under Section 133 of The Companies Act 2013, read together with Paragraph 7 of the Companies (Indian Accounting Standard) Rules 2015 (as ammended).

2 Cash and cash equivalents includes ₹15.65 Lacs (P.Y. 15.40 Lacs) in earmarked account balances with banks which can be utilised only for the specific identified purposes.

See accompanying notes forming part of the financial statements

In terms of our report attached
For Shah & Shah Associates
Chartered Accountants
Firm Registration No. - 113742W
Sunil K Dave
Partner
Membership No. - 047236

Place: Ahmedabad
Date : 18th May, 2021

For and on behalf of the Board of Directors of
Shilp Gravures Limited

Ambar J. Patel
Managing Director
DIN No. - 00050042

Shailesh C Desai
Director
DIN No. - 00169595

Amit Agrawal
Chief Financial Officer

Roshan Shah
Chief Executive Officer

Bharat Patel
Company Secretary

Place : Rakanpur
Date : 18th May, 2021

STANDALONE NOTES TO FINANCIAL STATEMENTS

1. Corporate Information

Shilp Gravures Limited is a public limited company, incorporated in the year 1993 under the provisions of the Companies Act, 1956 having its registered office at 778/6, Pramukh Industrial Estate, Sola-Santej Road, Rakanpur, Tal. Kalol, Gandhinagar – 382722, Gujarat, India. The Company has set up, the first gravure roller manufacturing house in India. The Company is engaged in engraving of rollers using three different engraving technologies i.e. electronic, laser and chemical etching. The engraved rollers are used in printing and packaging industries.

2. Statement of compliance and basis of preparation and presentation

2.1 Statement of compliance

The Standalone financial statements have been prepared in accordance with Ind AS notified under the Companies (Indian Accounting Standards) Rules, 2015.

2.2 Basis of preparation and presentation

The Standalone financial statements have been prepared on the historical cost basis except for certain financial instruments that are measured at fair values at the end of each reporting period, as explained in the accounting policies below.

Historical cost is generally based on the fair value of the consideration given in exchange for goods and services.

Fair value is the price that would be received to sell an asset or paid to transfer a liability in an orderly transaction between market participants at the measurement date, regardless of whether that price is directly observable or estimated using another valuation technique. In estimating the fair value of an asset or a liability, the Company takes into account the characteristics of the asset or liability if market participants would take those characteristics into account when pricing the asset or liability at the measurement date. Fair value for measurement and/or disclosure purposes in these Standalone financial statements is determined on such a basis, and measurements that have some similarities to fair value but are not fair value, such as net realisable value in Ind AS 2 or value in use in Ind AS 36.

In addition, for financial reporting purposes, fair value measurements are categorised into Level 1, 2, or 3 based on the degree to which the inputs to the fair value measurements are observable and the significance of the inputs to the fair value measurement in its entirety, which are described as follows:

- Level 1 inputs are quoted prices (unadjusted) in active markets for identical assets or liabilities that the entity can access at the measurement date;
- Level 2 inputs are inputs, other than quoted prices included within Level 1, that are observable for the asset or liability, either directly or indirectly; and
- Level 3 inputs are unobservable inputs for the asset or liability.

3. Significant Accounting Policies

3.1 Revenue recognition

Revenue from sale of goods and services is measured at the fair value of the consideration received or receivable, net of estimated customer returns, rebates and other similar allowances.

Sale of goods

Revenue from the sale of goods is recognised the significant risks and rewards of ownership of the goods have passed to the buyer, usually on delivery of the goods and it is probable that the economic benefits associated with the transaction will flow to the Company

Rendering of services

Revenue from rendering of services recognised when services are rendered and related cost are incurred.

Dividend and interest income

Dividend income from investments is recognised when the shareholder's right to receive payment has been established (provided that it is probable that the economic benefits will flow to the Company and the amount of income can be measured reliably).

STANDALONE NOTES TO FINANCIAL STATEMENTS

Interest income from a financial asset is recognised when it is probable that the economic benefits will flow to the Company and the amount of income can be measured reliably. Interest income is accrued on a time basis.

3.2 Foreign currencies

In preparing the Standalone financial statements, transactions in currencies other than the entity's functional currency are recognised at the rates of exchange prevailing at the dates of the transactions. At the end of each reporting period, monetary items denominated in foreign currencies are retranslated at the rates prevailing at that date. Non-monetary items carried at fair value that are denominated in foreign currencies are retranslated at the rates prevailing at the date when the fair value was determined. Non-monetary items that are measured in terms of historical cost in a foreign currency are not retranslated.

Exchange differences on monetary items are recognised in profit or loss in the period in which they arise.

3.3 Borrowing costs

Borrowing costs directly attributable to the acquisition, construction or production of qualifying assets, which are assets that necessarily take a substantial period of time to get ready for their intended use or sale, are added to the cost of those assets, until such time as the assets are substantially ready for their intended use or sale.

Interest income earned on the temporary investment of specific borrowings pending their expenditure on qualifying assets is deducted from the borrowing costs eligible for capitalisation.

All other borrowing costs are recognised in profit or loss in the period in which they are incurred.

3.4 Employee benefits

Defined benefit plans

The Company has an obligation towards a defined benefit retirement plan covering eligible employees through Group Gratuity Scheme of Life Insurance Corporation of India. The Company accounts for the liability for the gratuity benefits payable in future based on an independent actuarial valuation carried out using Projected Unit Credit Method considering discounting rate relevant to Government Securities at the Balance Sheet Date.

Defined benefit costs in the nature of current and past service cost and net interest expense or income are recognized in the statement of profit and loss in the period in which they occur. Actuarial gains and losses on measurement is reflected immediately in the balance sheet with a charge or credit recognized in other comprehensive income in the period in which they occur and is reflected immediately in retained earnings and not reclassified to profit or loss. Past service cost is recognized in profit and loss in the period of a plan amendment.

Defined Contribution plan

The Company recognize contribution payable to a defined contribution plan as an expenses in the Statement of profit and loss when the employee render services to the Company during the reporting period.

Compensated Absences

Provisions for Compensated Absences and its classifications between current and non-current liabilities are based on independent actuarial valuation. The actuarial valuation is done as per the projected unit credit method as at the reporting date.

Short term employee benefits:

They are recognized at an undiscounted amount in the Statement of Profit and Loss for the year in which the related services are rendered.

3.5 Taxation

Income tax expense represents the sum of the tax currently payable and deferred tax. Current and deferred tax are recognised in profit or loss, except when they relate to items that are recognised in other comprehensive income or directly in equity, in which case, the current and deferred tax are also recognised in other comprehensive income or directly in equity respectively.

STANDALONE NOTES TO FINANCIAL STATEMENTS

Current tax

The tax currently payable is based on taxable profit for the year. Taxable profit differs from 'profit before tax' as reported in the statement of profit and loss because of items of income or expense that are taxable or deductible in other years and items that are never taxable or deductible. The Company's current tax is calculated using tax rates that have been enacted or substantially enacted by end of reporting periods.

Deferred tax

Deferred tax is recognised on temporary differences between the carrying amounts of assets and liabilities in the Standalone financial statements and the corresponding tax bases used in the computation of taxable profit. Deferred tax liabilities are generally recognised for all taxable temporary differences. Deferred tax assets are generally recognised for all deductible temporary differences to the extent that it is probable that taxable profits will be available against which those deductible temporary differences can be utilised. Such deferred tax assets and liabilities are not recognised if the temporary difference arises from the initial recognition of assets and liabilities in a transaction that affects neither the taxable profit nor the accounting profit.

The carrying amount of deferred tax assets is reviewed at the end of each reporting period and reduced to the extent that it is no longer probable that sufficient taxable profits will be available to allow all or part of the asset to be recovered.

Deferred tax liabilities and assets are measured at the tax rates that are expected to apply in the period in which the liability is settled or the asset realised, based on tax rates that have been enacted or substantively enacted by the end of the reporting period.

The measurement of deferred tax liabilities and assets reflects the tax consequences that would follow from the manner in which the Company expects, at the end of the reporting period, to recover or settle the carrying amount of its assets and liabilities.

3.6 Property, plant and equipment

Land and buildings held for use in the production or supply of goods or services, or for administrative purposes, are stated in the balance sheet at cost less accumulated depreciation and accumulated impairment losses.

Properties in the course of construction for production, supply or administrative purposes are carried at cost, less any recognised impairment loss. Cost includes professional fees for qualifying assets, borrowing costs capitalised in accordance with the Company's accounting policy. Such properties are classified to the appropriate categories of property, plant and equipment when completed and ready for intended use. Depreciation of these assets, on the same basis as other property assets, commences when the assets are ready for their intended use.

Freehold land is not depreciated.

Fixtures and equipment are stated at cost less accumulated depreciation and accumulated impairment losses.

Depreciation is recognised so as to write off the cost of assets (other than freehold land & properties under construction) less their residual values over their useful lives, as indicated in the Companies Act, 2013, using the straight-line method. The estimated useful lives, residual values and depreciation method are reviewed at the end of each reporting period, with the effect of any changes in estimate accounted for on a prospective basis.

An item of property, plant and equipment is derecognised upon disposal or when no future economic benefits are expected to arise from the continued use of the asset. Any gain or loss arising on the disposal or retirement of an item of property, plant and equipment is determined as the difference between the sales proceeds and the carrying amount of the asset and is recognised in profit or loss.

For transition to Ind AS, the Company has elected to continue with the carrying value of all of its property, plant and equipment recognised as of April 1, 2016 (transition date) measured as per the previous GAAP and use that carrying value as its deemed cost as of the transition date.

3.7 Impairment of tangible and intangible assets (other than goodwill)

At the end of each reporting period, the Company reviews the carrying amounts of its tangible and intangible assets to determine whether there is any indication that those assets have suffered an impairment loss. If any such indication exists,

the recoverable amount of the asset is estimated in order to determine the extent of the impairment loss (if any). When it is not possible to estimate the recoverable amount of an individual asset, the Company estimates the recoverable amount of the cash-generating unit to which the asset belongs. When a reasonable and consistent basis of allocation can be identified, corporate assets are also allocated to individual cash-generating units, or otherwise they are allocated to the smallest group of cash-generating units for which a reasonable and consistent allocation basis can be identified.

Intangible assets with indefinite useful lives and intangible assets not yet available for use are tested for impairment at least annually, and whenever there is an indication that the asset may be impaired.

Recoverable amount is the higher of fair value less costs of disposal and value in use. In assessing value in use, the estimated future cash flows are discounted to their present value using a pre-tax discount rate that reflects current market assessments of the time value of money and the risks specific to the asset for which the estimates of future cash flows have not been adjusted.

If the recoverable amount of an asset (or cash-generating unit) is estimated to be less than its carrying amount, the carrying amount of the asset (or cash-generating unit) is reduced to its recoverable amount. An impairment loss is recognised immediately in profit or loss.

When an impairment loss subsequently reverses, the carrying amount of the asset (or a cash-generating unit) is increased to the revised estimate of its recoverable amount, but so that the increased carrying amount does not exceed the carrying amount that would have been determined had no impairment loss been recognised for the asset (or cash-generating unit) in prior years. A reversal of an impairment loss is recognised immediately in profit or loss.

3.8 Inventories

Inventories are stated at the lower of cost and net realisable value. Costs of inventories are determined on a first-in-first-out basis. Net realisable value represents the estimated selling price for inventories less all estimated costs of completion and costs necessary to make the sale.

3.9 Provisions, Contingent Liabilities and Contingent Assets

Provisions are recognised when the Company has a present obligation (legal or constructive) as a result of a past event, it is probable that an outflow of resources embodying economic benefits will be required to settle the obligation and a reliable estimate can be made of the amount of the obligation. The amount recognized as a provision is the best estimate of the consideration required to settle the present obligation at the end of the reporting period, taking into account the risks and uncertainties surrounding the obligation. If the effect of the time value of money is material, provisions are discounted using a current pre-tax rate that reflects, when appropriate, the risks specific to the liability.

When discounting is used, the increase in the provision due to the passage of time is recognised as a finance cost.

When the Company expects some or all of a provision to be reimbursed, for example, under an insurance contract, the reimbursement is recognised as a separate asset, but only when the reimbursement is virtually certain. The expense relating to a provision is presented in the statement of profit and loss net of any reimbursement.

Contingent liabilities are not recognised but are disclosed in the notes.

Contingent assets are not recognised but are disclosed in the notes where an inflow of economic benefits is probable.

3.10 Financial Instruments

Financial assets and financial liabilities are recognised when an entity becomes a party to the contractual provisions of the instruments.

Financial assets and financial liabilities are initially measured at fair value. Transaction costs that are directly attributable to the acquisition or issue of financial assets and financial liabilities (other than financial assets and financial liabilities at fair value through profit or loss) are added to or deducted from the fair value of the financial assets or financial liabilities, as appropriate, on initial recognition. Transaction costs directly attributable to the acquisition of financial assets or financial liabilities at fair value through profit or loss are recognised immediately in profit or loss.

STANDALONE NOTES TO FINANCIAL STATEMENTS

3.11 Financial assets

Initial recognition and measurement

Financial assets are recognized when the Company becomes a party to the contractual provisions of the instrument. On initial recognition, a financial asset is recognized at fair value. In case of financial assets which are recognized at fair value through profit and loss (FVTPL), its transaction costs are recognized in the Statement of Profit and loss. In other cases, the transaction costs are attributed to the acquisition value of the financial asset.

Subsequent measurement

All recognised financial assets are subsequently measured in their entirety at either amortised cost or fair value, depending on the classification of the financial assets.

Effective interest method

The effective interest method is a method of calculating the amortized cost of a debt instrument and of allocating interest income over the relevant period. The effective interest rate is the rate that exactly discounts estimated future cash receipts (including all fees and transaction costs and other premiums or discounts) through the expected life of the debt instrument, or, where appropriate, a shorter period, to the net carrying amount on initial recognition. Income is recognized on an effective interest basis for debt instruments other than those financial assets classified as a FVTPL. Interest income is recognized in profit or loss and is included in the "Other Income" line item.

Classification of financial assets:

Financial assets measured at amortized cost

A financial asset is measured at the amortized cost if both the following conditions are met:

a) The Company's business model objective for managing the financial asset is to hold financial assets in order to collect contractual cash flows, and

b) The Contractual terms of the financial asset give rise on specified dates to cash flows that are solely payments of principal and interest on the principal amount outstanding.

This category applies to cash and bank balances, trade receivables, loans and other financial assets of the Company. Such financial assets are subsequently measured at amortized cost using the effective interest method.

The amortized cost of a financial asset is also adjusted for loss allowances, if any.

Financial assets measured at FVTOCI

A financial asset is measured at FVTOCI if both of the following conditions are met:

a) The Company's business model objective for managing the financial asset is achieved both by collecting contractual cash flows and selling the financial assets, and

b) The contractual terms of the financial asset give rise on specified dates to cash flows that are solely payments of principal and interest on the principal on the principal amount outstanding.

Financial assets measured at FVTPL

A financial asset is measured at FVTPL unless it is measured at amortized cost or at FVTOCI as explained above.

This is a residual category applied to all other investments of the Company. Such financial assets are subsequently measured at fair value at each reporting date. Fair value changes are recognized in the Statement of Profit and Loss. Dividend Income on the investments in equity instruments are recognized as `other income' in the Statement of Profit and Loss.

Foreign exchange gains and losses

The fair value of financial assets denominated in a foreign currency is determined in that foreign currency and translated at the spot rate at the end of each reporting period. For foreign currency denominated financial assets measured at amortized cost and FVTPL, the exchange differences are recognized in profit or loss except for those which are designated as hedging instruments in a hedging relationship.

Derecognition

A financial asset (or, where applicable, a part of a financial asset or part of group of similar financial assets) is derecognized (i.e. removed from the Company's Balance Sheet) when any of the following occurs:

a) The contractual rights to cash flows from the financial assets expires,

b) The company transfers its contractual rights to receive cash flows of the financial asset and has substantially transferred all the risks and rewards of ownership of the financial asset;

c) The Company retains the contractual rights to receive cash flows but assumes a contractual obligation to pay the cash flows without material delay to one or more recipients under a 'pass through' arrangement (thereby substantially transferring all the risks and rewards of ownership of the financial asset);

d) The Company neither transfer nor retains substantially all risk and rewards of ownership and does not retain control over the financial assets.

In cases where Company has neither transferred nor retained substantially all of the risks and rewards of the financial asset, but retains control of the financial asset, the Company continues to recognize such financial asset to the extent of its continuing involvement in the financial asset; in that case, the Company also recognizes an associated liability.

The financial asset and the associated liability are measured on a basis that reflects the rights and obligations that the Company has retained.

On derecognition of a financial asset, the difference between the asset's carrying amount and the sum of the consideration received and receivable and the cumulative gain or loss that had been recognized in other comprehensive income and accumulated in equity is recognized in profit or loss if such gain or loss would have otherwise been recognized in profit or loss on disposal of that financial asset.

Impairment of financial assets

The Company applies expected credit losses (ECL) model for recognizing impairment loss on financial assets measured at amortized cost and trade receivables. In case of trade receivables, the Company follows a simplified approach wherein an amount equal to lifetime ECL is measured and recognized as loss allowance. For the purpose of measuring lifetime expected credit loss, for trade receivables, the Company has used a practical expedient as permitted under Ind AS 109. The expected credit loss allowance is computed based on a provision matrix which takes in to account historical credit loss experience and adjusted for forward looking information. For recognition of impairment loss on other financial assets and risk exposure, the company determines whether there has been a significant increase in the credit risk since initial recognition. If the credit risk has not increased significantly, 12 month ECL is used to provide for impairment loss. However, if the credit risk has increased significantly, then the impairment loss is provided based on lifetime ECL. Subsequently, if the credit quality of the financial asset improves such that there is no longer a significant increase in credit risk since initial recognition, the Company reverts to recognizing impairment loss allowance based on 12-month ECL. ECL impairment loss allowance (or reversal) recognized during the period is recognized as income / expenses in the Statement of profit and loss under the head 'Other expense'.

3.12 Financial liabilities and equity instruments

Debt and Equity Instruments:

Debt and equity instruments issued by the Company are classified as either financial liabilities or as equity in accordance with the substance of the contractual arrangements and the definitions of a financial liability and an equity instruments.

Equity instruments:

An equity instruments is any contract that evidences a residual interest in the assets of an entity after deducting all of its liabilities, Equity instruments issued by the Company are recognised at the proceeds received, not of direct issue costs.

Financial Liabilities:

Initial recognition and measurement

Financial liabilities are recognised when the Company becomes a party to the contractual provisions of the instrument. Financial liabilities are initially measured at fair value.

STANDALONE NOTES TO FINANCIAL STATEMENTS

Subsequent measurement

Financial liabilities are subsequently measured at amortised cost using the effective interest rate method. Financial liabilities carried at fair value through profit or loss are measured at fair value with all changes in fair value recognised in the Statement of Profit and Loss.

Financial liabilities at FVTPL

A financial liability may be designated as at FVTPL upon initial recognition if:

- such designation eliminates or significantly reduces a measurement or recognition inconsistency that would otherwise arise;
- the financial liability whose performance is evaluated on a fair value basis, in accordance with the Company's documented risk management;

Financial liabilities at FVTPL are stated at fair value, with any gains or losses arising on remeasurement recognised in profit or loss. The net gain or loss recognised in profit or loss incorporates any interest paid on the financial liability.

Foreign exchange gains and losses

For financial liabilities that are denominated in a foreign currency and are measured at amortised cost at the end of each reporting period, the foreign exchange gains and losses are determined based on the amortised cost of the instruments and are recognised in profit or loss.

The fair value of financial liabilities denominated in a foreign currency is determined in that foreign currency and translated at the closing rate at the end of the reporting period. For financial liabilities that are measured as at FVTPL, the foreign exchange component forms part of the fair value gains or losses and is recognised in profit or loss.

Dereognition of financial liabilities

A financial liability is dereognized when the obligation under the liability is discharged or cancelled or expires. When an existing financial liability is replaced by another from the same lender on substantially different terms, or the terms of an existing liability are substantially modified, such an exchange or modification is treated as the derecognition of the original liability and the recognition of a new liability. The difference between the carrying amount of the financial liability derecognized and the consideration paid is recognized in the Statement of Profit and Loss.

3.13 Leases

Effective 1st April, 2019, the Company has adopted Ind AS 116 – Leases and applied the standard to all leases contracts existing on 1st April, 2019 using the modified retrospective method. Refer note 49 for details on transition to Ind AS 116 Leases.

At inception of a contract, the Company assesses whether a contract is, or contains, a lease. A contract is or contains a lease if the contract conveys the right to control the use of an identified asset for a period of time in exchange for consideration.

The company recognizes a right-of-use assets and a lease liability at the lease commencement date. The right-of-use asset is initially measured at cost, which comprises the initial amount of the lease liability adjusted for any lease payments made at or before the commencement date, plus any initial direct costs incurred and an estimate of costs to dismantle and remove the underlying asset or to restore the underlying asset or the site on which it is located, less any lease incentives received.

The right-of-use asset is subsequently depreciated using the straight-line method from the commencement date to the earlier of the end of the useful life of the right-of-use asset or the end of the lease term. The estimated useful lives of right-of-use assets are determined on the same basis as those of property and equipment. In addition, the right-of-use asset is periodically reduced by impairment losses, if any, and adjusted for certain re-measurements of the lease liability.

The lease liability is initially measured at the present value of the lease payments that are not paid at the commencement date, discounted using the interest rate implicit in the lease or, if that rate cannot be readily determined, company's incremental borrowing rate. Generally, the company uses its incremental borrowing rate as the discount rate.

The lease liability is measured at amortised cost using the effective interest method. It is remeasured when there is a change in future lease payments arising from change in an index or rate, if there is a change in the company's estimate of the amount expected to be payable under a residual value guarantee, or if company changes its assessment of whether it will exercise a purchase, extension or termination option.

STANDALONE NOTES TO FINANCIAL STATEMENTS

When the lease liability is remeasured in this way, a corresponding adjustment is made to the carrying amount of the right-of-use asset, or is recorded in profit or loss if the carrying amount of the right-of-use asset has been reduced to zero.

The company presents right-of-use assets that do not meet the definition of investment property in 'property, plant and equipment' and lease liabilities in 'loans and borrowings' in the statement of financial position.

Short-term leases and leases of low-value assets

The company has elected not to recognize right-of-use assets and lease liabilities for short-term leases of real estate properties that have a lease term of 12 months. The company recognizes the lease payments associated with these leases as an expense on a straight-line basis over the lease term.

3.14 Segment Reporting

Operating segments are reported in a manner consistent with the internal reporting provided to the Chief Operating Decision Maker (CODM) of the Company. The CODM is responsible for allocating resources and assessing performance of the operating segments of the Company.

3.15 Fair Value

The Company measures financial instruments at fair value in accordance with the accounting policies mentioned above. Fair value is the price that would be received to sell an asset or paid to transfer a liability in an orderly transaction between market participants at the measurement date. The fair value measurement is based on the presumption that the transaction to sell the asset or transfer the liability takes place either;

- In the principal market for the asset or liability, or
- In the absence of a principal market, in the most advantageous market for the asset or liability

All assets and liabilities for which fair value is measured or disclosed in the Standalone financial statements are categorized within the fair value hierarchy that categorized into three levels, described as follows, the inputs to valuation techniques used to measure value. The fair value hierarchy gives the highest priority to quoted prices in active markets for Identical assets or liabilities (Level 1 inputs) and the lowest priority to unobservable inputs (Level 3 inputs).

Level 1 – quoted (unadjusted) market prices in active markets for identical assets or Liabilities.

Level 2 – inputs other than quoted prices included within Level 1 that are observable for the asset or liability, either directly or indirectly.

Level 3 – inputs that are unobservable for the asset or liability.

For assets and liabilities that are recognized in the Standalone financial statements at fair value on a recurring basis, the Company determines whether transfers have occurred between levels in the hierarchy by re-assessing categorized at the end of each reporting period and discloses the same.

3.16 Earnings Per Share

Basic earnings per share are computed by dividing the profit after tax by the weighted average number of equity shares outstanding during the year. Diluted earnings per share is computed by dividing the profit after tax as adjusted for the effects of dividend interest and other charges relating to the dilutive potential equity shares by weighted average number of shares plus dilutive potential equity shares.

3.17 Investments in subsidiaries, associates and joint ventures

The Investments in subsidiaries, associates and joint ventures are carried in these Standalone financial statements at historical 'cost', except when the investment, or a portion thereof, is classified as held for sale, in which case it is accounted for as Non-current assets held for sale and discontinued operations. Where the carrying amount of an investment in greater than its estimated recoverable amount, it is written down immediately to its recoverable amount and the difference is transferred to the statement of Profit and Loss. On disposal of investment, the difference between the net disposal proceeds and the carrying amount is charges or credited to the Statement of Profit and Loss.

STANDALONE NOTES TO FINANCIAL STATEMENTS

3.18 Significant accounting judgments, estimates and assumptions

Significant accounting judgements

The application of the Company's accounting policies in the preparation of the Company's Standalone financial statements requires management to make judgements, estimates and assumptions that affect the reported amounts of revenues, expenses, assets and liabilities, and the accompanying disclosures, and the disclosure of contingent liabilities. The estimates and assumptions are based on historical experience and other factors that are considered to be relevant. The estimates and underlying assumptions are reviewed on an ongoing basis and any revisions thereto are recognized in the period in which they are revised or in the period of revision and future periods if the revision affects both the current and future periods. Actual results may differ from these estimates which could result in outcomes that require a material adjustment to the carrying amount of assets or liabilities affected in future periods.

Estimates and assumptions

The key assumptions concerning the future and other key sources of estimation uncertainty at the reporting date, that have a significant risk of causing a material adjustment to the carrying amounts of assets and liabilities within the next financial year, are described below. Existing circumstances and assumptions about future developments may change due to market changes or circumstances arising that are beyond the control of the Company. Such changes are reflected in the assumptions when they occur.

(a) Fair value measurement of financial instruments

When the fair value of financial assets and financial liabilities recorded in the balance sheet cannot be measured based on quoted prices in active markets, their fair value is measured using ECL model. The inputs to these models are taken from observable markets where possible, but where this is not feasible, a degree of judgement is required in establishing fair values. Judgements include considerations of inputs such as liquidity risk, credit risk and volatility. Changes in assumptions about these factors could affect the reported fair value of financial instruments.

(b) Defined benefit plans (gratuity benefits)

The cost of the defined benefit gratuity plan and the present value of the gratuity obligation are determined using actuarial valuations. An actuarial valuation involves making various assumptions that may differ from actual developments in the future. These include the determination of the discount rate, future salary increases and mortality rates. Due to the complexities involved in the valuation and its long-term nature, a defined benefit obligation is highly sensitive to changes in these assumptions. All assumptions are reviewed at each reporting date.

(c) Provisions and Contingent Liabilities

Provisions are recognised when the Company has a present obligation (legal or constructive) as a result of a past event, it is probable that an outflow of resources embodying economic benefits will be required to settle the obligation and a reliable estimate can be made of the amount of the obligation. These are reviewed at each Balance Sheet date and adjusted to reflect the current best estimate. Contingent liabilities are not recognised in the Standalone financial statements. The policy for the same has been explained above in note 3.4.

STANDALONE NOTES TO FINANCIAL STATEMENTS

4 PROPERTY, PLANT AND EQUIPMENT

₹ In Lacs

Particulars	Tangible Assets							
	Freehold Land	Buildings	Plant and Machineries	Windmills	Furniture and Fixtures	Vehicles	Office Equipments and Computers	Total
Deemed Cost								
Cost - As at April 1, 2020	**142.98**	**807.09**	**4,176.71**	**1,019.44**	**85.10**	**178.37**	**266.47**	**6,676.16**
Additions	-	-	129.24	-	-	-	6.60	135.84
Disposals	-	-	(68.37)	-	-	-	(0.04)	(68.41)
Cost - As at March 31, 2021	**142.98**	**807.09**	**4,237.58**	**1,019.44**	**85.10**	**178.37**	**273.03**	**6,743.59**
Accumulated Depreciation - As at April 1, 2020	**-**	**(120.77)**	**(1,862.29)**	**(232.28)**	**(25.75)**	**(43.68)**	**(154.05)**	**(2,438.82)**
Depreciation for the year	-	(35.54)	(293.56)	(58.06)	(7.94)	(21.40)	(54.70)	(471.20)
Eliminated on Disposal of Assets	-	-	54.02	-	-	-	-	54.02
Accumulated Depreciation - As at March 31, 2021	**-**	**(156.31)**	**(2,101.83)**	**(290.34)**	**(33.69)**	**(65.08)**	**(208.75)**	**(2,855.99)**
Net Block - As at April 1, 2020	**142.98**	**686.32**	**2,314.42**	**787.16**	**59.35**	**134.69**	**112.42**	**4,237.34**
Net Block - As at March 31, 2021	**142.98**	**650.78**	**2,135.75**	**729.10**	**51.41**	**113.29**	**64.28**	**3,887.60**

For the year 2019-20

Particulars	Tangible Assets							
	Freehold Land	Buildings	Plant and Machineries	Windmills	Furniture and Fixtures	Vehicles	Office Equipments and Computers	Total
Deemed Cost								
Cost - As at April 1, 2019	**142.98**	**740.68**	**3,788.08**	**1,019.44**	**51.64**	**187.49**	**201.88**	**6,132.19**
Additions	-	66.41	388.63	-	33.46	10.68	75.19	574.37
Disposals	-	-	-	-	-	(19.80)	(10.60)	(30.40)
Cost - As at March 31, 2020	**142.98**	**807.09**	**4,176.71**	**1,019.44**	**85.10**	**178.37**	**266.47**	**6,676.16**
Accumulated Depreciation - As at April 1, 2019	**-**	**(86.71)**	**(1,461.57)**	**(174.21)**	**(18.60)**	**(27.60)**	**(102.45)**	**(1,871.14)**
Depreciation for the year	-	(34.06)	(400.72)	(58.07)	(7.15)	(22.95)	(58.90)	(581.85)
Eliminated on Disposal of Assets	-	-	-	-	-	6.87	7.30	14.17
Accumulated Depreciation - As at March 31, 2020	**-**	**(120.77)**	**(1,862.29)**	**(232.28)**	**(25.75)**	**(43.68)**	**(154.05)**	**(2,438.82)**
Net Block - As at April 1, 2019	**142.98**	**653.97**	**2,326.51**	**845.23**	**33.04**	**159.89**	**99.43**	**4,261.05**
Net Block - As at March 31, 2020	**142.98**	**686.32**	**2,314.42**	**787.16**	**59.35**	**134.69**	**112.42**	**4,237.34**

1. Plant and Machinery includes softwares being an integral part of plant and machinery

2. For charges created on the aforesaid assets. (Refer note no. 20 and 27)

STANDALONE NOTES TO FINANCIAL STATEMENTS

5 NON - CURRENT RIGHT-OF-USE ASSETS

PARTICULARS	AS AT 31ST MARCH, 2021 (₹ in Lacs)	AS AT 31ST MARCH, 2020 (₹ in Lacs)
Gross Block:		
Balance at the beginning of the year	66.68	-
Additions during the year	-	66.68
Deductions / adjustments during the year	-	-
Balance at the end of the year	**66.68**	**66.68**
Accumulated depreciation:		
Balance at the beginning of the year	6.79	-
Additions during the year	7.42	6.79
Deductions / adjustments during the year	-	-
Balance at the end of the year	**14.21**	**6.79**
Net block	**52.47**	**59.89**

Lease Obligation, interest expense on lease maturity profile of lease obligation and payment of lease obligation are disclosed respectively in lease liabilities (refer note 21 & 26), Finance Costs (refer note 35), Liquidity risk (refer note 41)

6 CAPITAL WORK-IN PROGRESS

PARTICULARS	AS AT 31ST MARCH, 2021 (₹ in Lacs)	AS AT 31ST MARCH, 2020 (₹ in Lacs)
Balance at the beginning of the year	55.59	27.93
Add: Addition during the year	25.88	512.09
Less: Capitalised during the year	81.23	484.43
Balance at the end of the year	**0.24**	**55.59**

7 NON - CURRENT INVESTMENT

PARTICULARS	AS AT 31ST MARCH, 2021 (₹ in Lacs)	AS AT 31ST MARCH, 2020 (₹ in Lacs)
Investment in Subsidiaries - (Unquoted at cost)		
Equity Shares of Etone India Private Limited at ₹10 each fully paid up	448.48	448.48
Total	**448.48**	**448.48**

8 NON - CURRENT LOANS

PARTICULARS	AS AT 31ST MARCH, 2021 (₹ in Lacs)	AS AT 31ST MARCH, 2020 (₹ in Lacs)
Loan to Subsidiaries		
Etone India Private Limited	445.00	445.00
Total	**445.00**	**445.00**

The loan granted to Etone India Private Limited is intended to finance an acqusition of free hold land. The loan is unsecured and repayment will be decided in future. Interest is charged at 8.00% p.a.. The loan has been utilized for the purpose it was granted.

STANDALONE NOTES TO FINANCIAL STATEMENTS

9 OTHER NON - CURRENT FINANCIAL ASSETS

PARTICULARS	AS AT 31ST MARCH, 2021 (₹ in Lacs)	AS AT 31ST MARCH, 2020 (₹ in Lacs)
Security deposits	63.47	63.47
VAT Receivable	-	12.49
Total	**63.47**	**75.96**

The fair value of other non current financial assets is not materiality different from carrying value presented.

10 NON - CURRENT TAX ASSETS (NET)

PARTICULARS	AS AT 31ST MARCH, 2021 (₹ in Lacs)	AS AT 31ST MARCH, 2020 (₹ in Lacs)
Advance income tax & TDS (net of provision of ₹ 218.72 Lacs (₹ 112.58 lacs as at 31 March, 2020)	214.75	211.77
Total	**214.75**	**211.77**

11 OTHER NON - CURRENT ASSETS

(Unsecured, Considered Good)

PARTICULARS	AS AT 31ST MARCH, 2021 (₹ in Lacs)	AS AT 31ST MARCH, 2020 (₹ in Lacs)
Advances for property, plant and equipment	2.00	15.57
Prepaid expenses	2.26	13.77
Total	**4.26**	**29.34**

12 INVENTORIES

(At lower of Cost or Net Realisable Value)

PARTICULARS	AS AT 31ST MARCH, 2021 (₹ in Lacs)	AS AT 31ST MARCH, 2020 (₹ in Lacs)
Raw materials	441.27	491.99
Packing materials	3.24	3.92
Work-in-progress	112.04	213.22
Finished goods	14.24	5.70
Stores and spares	99.26	108.85
Total	**670.05**	**823.68**

Inventories of ₹670.05 Lacs (as at 31st March 2020: ₹ 823.68 Lacs) are hypothecated against working capital facilities from banks. (Refer note - 24)

13 CURRENT INVESTMENTS

PARTICULARS	AS AT 31ST MARCH, 2021 (₹ in Lacs)	AS AT 31ST MARCH, 2020 (₹ in Lacs)
Financial assets carried at fair value throught profit or loss (FVTPL)		
Investments in Mutual Funds - (Quoted at market value) (refer note - 41(ii))	1,420.18	1,092.78
Total	**1,420.18**	**1,092.78**

STANDALONE NOTES TO FINANCIAL STATEMENTS

14 TRADE RECEIVABLES

PARTICULARS	AS AT 31ST MARCH, 2021 (₹ in Lacs)	AS AT 31ST MARCH, 2020 (₹ in Lacs)
Secured, considered good	-	-
Unsecured, considered good (refer note - 41(ii))	1,428.40	1,472.69
Unsecured, considered doubtful	22.29	24.56
	1,450.69	**1,497.25**
Less: Allowance for unsecured doubtful debts (Expected Credit Loss Allowance)	(22.29)	(24.56)
Total	**1,428.40**	**1,472.69**

Note: The Company has used a practical expedient by computing the expected credit loss allowance for trade receivable based on a provision matrix. The Provision matrix takes into account historical credit loss experience and adjusted for forward -looking information. The expected credit loss allowance is based on the ageing of the days the receivable are due and the rates as given in the provision matrix. The provision matrix at the end of the reporting periods is as follow.

Ageing	Expected Credit Loss %	
	AS AT 31ST MARCH, 2021	AS AT 31ST MARCH, 2020
Within the credit preiods	0.52%	0.45%
46-90 days	1.12%	0.87%
91-180 days	2.10%	1.79%
181-270 days	17.83%	14.85%
271-360 days	35.13%	22.22%
More than 360 days	25.00%	25.00%

Age of Receivables

PARTICULARS	AS AT 31ST MARCH, 2021 (₹ in Lacs)	AS AT 31ST MARCH, 2020 (₹ in Lacs)
Within the credit preiods	759.87	671.76
46-90 days	395.25	507.16
91-180 days	264.98	252.40
181-270 days	8.63	32.69
271-360 days	13.81	20.97
More than 360 days	8.15	12.27

Movement in the expected credit loss allowances :

PARTICULARS	AS AT 31ST MARCH, 2021 (₹ in Lacs)	AS AT 31ST MARCH, 2020 (₹ in Lacs)
Balance at beginning of the year	24.56	15.81
Movement in expected credit loss allowance (Refer note - 31)	(2.27)	8.75
Balance at end of the year	**22.29**	**24.56**

The fair value of trade receivables is not materiality different from carrying value presented.

STANDALONE NOTES TO FINANCIAL STATEMENTS

15 CASH AND CASH EQUIVALENTS

PARTICULARS	AS AT 31ST MARCH, 2021 (₹ in Lacs)	AS AT 31ST MARCH, 2020 (₹ in Lacs)
(A) Cash and Cash Equivalents (refer note - 41(ii))		
Cash on hand	4.13	5.38
Cheques, drafts on hand	2.61	10.51
Balances with banks		
In Current accounts	42.76	14.39
Balance held as margin money (refer below note - (i))	10.18	10.18
Total	**59.68**	**40.46**
(B) Other Balance with Bank (refer note - 41(ii))		
- Earmarked balances with banks (Dividend)	15.65	15.40
	15.65	**15.40**
Total	**75.33**	**55.86**

(i) Bank Deposit of ₹ 10.18 Lacs (as at 31st March 2020: ₹ 10.18 Lacs) out of other balance with bank, has been pledged with bank as a security against bank gurantee.

16 OTHER CURRENT FINANCIAL ASSETS

PARTICULARS	AS AT 31ST MARCH, 2021 (₹ in Lacs)	AS AT 31ST MARCH, 2020 (₹ in Lacs)
Security deposits	1.08	2.58
Interest accrued on ICD	-	8.21
Interest accrued on fixed deposit	1.45	0.75
Total	**2.53**	**11.54**

The fair value of other current financial assets is not materiality different from carrying value presented.

17 OTHER CURRENT ASSETS

PARTICULARS	AS AT 31ST MARCH, 2021 (₹ in Lacs)	AS AT 31ST MARCH, 2020 (₹ in Lacs)
Advance to suppliers	19.17	13.24
Prepaid expenses	36.47	41.19
Balance with government authority	1.05	1.05
Others	4.93	8.04
Total	**61.62**	**63.52**

18 EQUITY SHARE CAPITAL

PARTICULARS	AS AT 31ST MARCH, 2021		AS AT 31ST MARCH, 2020	
	(NUMBER)	(₹ in Lacs)	(NUMBER)	(₹ in Lacs)
Authorised Share Capital:				
Equity Shares of ₹10 each with voting rights	65,00,000	650.00	65,00,000	650.00
Issued, Subscribed and Paid-up:				
Equity Shares of ₹ 10 each fully paid up with voting rights	61,49,800	614.98	61,49,800	614.98
Total	**61,49,800**	**614.98**	**61,49,800**	**614.98**

STANDALONE NOTES TO FINANCIAL STATEMENTS

(i) Reconciliation of the shares outstanding at the beginning and at the end of the reporting period

PARTICULARS	AS AT 31ST MARCH, 2021		AS AT 31ST MARCH, 2020	
	(NUMBER)	(₹ in Lacs)	(NUMBER)	(₹ in Lacs)
Equity Shares with voting rights at the beginning of the year	61,49,800	614.98	61,49,800	614.98
Add: Issued during the year	-	-	-	-
Less: Bought back during the year	-	-	-	-
Equity Shares with voting rights at the end of the year	61,49,800	614.98	61,49,800	614.98

(ii) Terms/Rights attached to equity shares

The Company has only one class of equity shares having a par value of ₹ 10 per share. Each holder of equity share is entitled to one vote per share.

In the event of liquidation of the Company, the holders of equity shares will be entitled to receive remaining assets of the Company, after distribution of all preferential amounts. The distribution will be in proportion to the number of equity shares held by the shareholders.

(iii) Details of shareholders holding more than 5% of equity shares as at the end of the reporting period

NAME OF SHAREHOLDER	AS AT 31ST MARCH, 2021		AS AT 31ST MARCH, 2020	
	NO. OF SHARE HELD	% OF HOLDING	NO. OF SHARE HELD	% OF HOLDING
Baldev Vitthaldas Patel	7,70,756	12.53%	7,70,756	12.53%
Dashrath Vithaldas Patel	3,33,222	5.42%	3,33,222	5.42%
Sumanbhai Vithaldas Patel	3,33,222	5.42%	3,33,222	5.42%
Vishnu Vithaldas Patel	3,33,222	5.42%	3,33,222	5.42%
Gajanan Vamanrao Bhavsar	3,09,410	5.03%	3,09,410	5.03%

19 OTHER EQUITY

STANDALONE NOTES TO FINANCIAL STATEMENTS

1

STANDALONE NOTES TO FINANCIAL STATEMENTS

22 NON - CURRENT EMPLOYEE BENEFIT OBLIGATIONS

PARTICULARS	AS AT 31ST MARCH, 2021 (₹ in Lacs)	AS AT 31ST MARCH, 2020 (₹ in Lacs)
Provision for employee benefits		
Provision for gratuity (refer note - 39)	29.08	40.70
Provision for compensated absences	12.85	14.47
Total	**41.93**	**55.17**

23 DEFERRED TAX LIABILITIES (NET)

PARTICULARS		AS AT 31ST MARCH, 2021 (₹ in Lacs)	AS AT 31ST MARCH, 2020 (₹ in Lacs)
A	**Deferred Tax Liabilities**		
	Difference between book and tax depreciation	346.18	357.88
		346.18	**357.88**
B	**Deferred Tax Asset**		
	Disallowance under the Income Tax Act, 1961	17.46	18.27
	Unabsorbed losses	-	26.51
	Remeasurement benefit of the defined benefits plans through OCI	10.15	12.74
		27.61	**57.52**
C	**MAT Credit Entitlement**	**40.44**	**-**
	Net deferred tax liabilities (A-B-C)	**278.13**	**300.36**

The major components of deferred tax (liabilities) / assets arising on account of temporary diffrences are as follows:

(₹ in Lacs)

PARTICULARS	OPENING BALANCE AS AT 1ST APRIL, 2020	RECOGNISED IN PROFIT AND LOSS	RECOGNISED IN OCI	CLOSING BALANCE AS AT 31 ST MARCH, 2021
Difference between written down value of fixed assets as per the books of accounts and Income Tax Act, 1961.	357.88	(11.70)	-	346.18
Provision of expenses allowed for tax purpose on payment basis	(11.44)	0.18	-	(11.26)
Allowances for doubtful debts and advances	(6.83)	0.63	-	(6.20)
Unabsorbed losses	(26.51)	26.51		-
Remeasurement benefit of the defined benefits plans through OCI	(12.74)	-	2.59	(10.15)
MAT Credit Entitlement	-	(40.44)		(40.44)
Net Deferred tax liabilities	**300.36**			**278.13**

24 CURRENT BORROWINGS

PARTICULARS	AS AT 31ST MARCH, 2021 (₹ in Lacs)	AS AT 31ST MARCH, 2020 (₹ in Lacs)
Secured Loans repayable on demand		
Cash Credit from Banks	211.10	641.69
Total	**211.10**	**641.69**

Note: Working capital loan from bank of ₹ 211.10 Lacs (as at 31st March 2020: ₹ 641.69 Lacs) is secured by present and future trade receivable, inventories of the Company and personal guarantee of Mr. Amber Patel (Director). (Refer note no. 12 & 14).

STANDALONE NOTES TO FINANCIAL STATEMENTS

25 TRADE PAYABLES

PARTICULARS	AS AT 31ST MARCH, 2021 (₹ in Lacs)	AS AT 31ST MARCH, 2020 (₹ in Lacs)
Total outstanding due of creditors of Micro, small and medium enterprises (refer note - 45)	25.79	44.71
Total outstanding due of creditors other than Micro, small and medium enterprises (refer note - 45)	505.22	694.58
Total	**531.01**	**739.29**

The fair value of trade payable is not materiality different from carrying value presented.

26 CURRENT LEASE LIABILITIES

PARTICULARS	AS AT 31ST MARCH, 2021 (₹ in Lacs)	AS AT 31ST MARCH, 2020 (₹ in Lacs)
Lease Liabilities (refer note - 48)	7.69	4.16
Total	**7.69**	**4.16**

27 OTHER FINANCIAL LIABILITIES

PARTICULARS	AS AT 31ST MARCH, 2021 (₹ in Lacs)	AS AT 31ST MARCH, 2020 (₹ in Lacs)
Current maturities of secured long-term debt (refer note - 20)	47.35	305.88
Interest accrued but not due	1.09	5.01
Unpaid dividends	15.65	15.40
Statutory liabilities	80.93	27.25
Total	**145.02**	**353.54**

The fair value of other financial liabilities is not materiality different from carrying value presented.

28 CURRENT EMPLOYEE BENEFIT OBLIGATIONS

PARTICULARS	AS AT 31ST MARCH, 2021 (₹ in Lacs)	AS AT 31ST MARCH, 2020 (₹ in Lacs)
Provision for compensated absences	14.76	11.92
Provision for gratuity (refer note - 39)	20.28	19.82
Total	**35.04**	**31.74**

29 OTHER CURRENT LIABLITIES

PARTICULARS	AS AT 31ST MARCH, 2021 (₹ in Lacs)	AS AT 31ST MARCH, 2020 (₹ in Lacs)
Advances from customers	47.36	41.07
Total	**47.36**	**41.07**

STANDALONE NOTES TO FINANCIAL STATEMENTS

30 REVENUE FROM OPERATIONS

PARTICULARS	YEAR ENDED 31ST MARCH, 2021 (₹ in Lacs)	YEAR ENDED 31ST MARCH, 2020 (₹ in Lacs)
Sale of products	4,086.60	4057.01
Sale of services	2,028.07	2387.77
Other operating revenue		
- Scrap Sales	161.80	135.81
- Export Incentives	3.21	6.41
Total	**6,279.68**	**6,587.00**
Sales of products and services comprises of:		
Manufactured goods		
- Engraved Copper Rollers	3,665.70	3662.13
- Others	420.90	394.88
	4,086.60	**4057.01**
Sale of services		
- Job work sales	2,028.07	2387.77
	2,028.07	**2387.77**

31 OTHER INCOME

PARTICULARS	YEAR ENDED 31ST MARCH, 2021 (₹ in Lacs)	YEAR ENDED 31ST MARCH, 2020 (₹ in Lacs)
Interest income from banks	0.75	0.72
Interest income on deposit	5.03	3.45
Interest income on Inter Corporate Loan to Subsidiary	37.38	19.70
Interest income on IT Refund	3.69	-
Provision Reversal For Expected Credit Loss	2.27	-
Net gain on sale of current investments	236.86	102.62
Gain on disposal of Property, Plant and Equipments (net)	14.29	0.35
Net gain arising on Investments measured at FVTPL	330.73	-
Miscellaneous income	7.57	14.50
Total	**638.57**	**141.34**

32 COST OF RAW MATERIAL CONSUMED

PARTICULARS	YEAR ENDED 31ST MARCH, 2021 (₹ in Lacs)	YEAR ENDED 31ST MARCH, 2020 (₹ in Lacs)
Opening stock	491.99	488.85
Add : Purchases during the year	1,600.74	1719.63
	2,092.73	**2,208.48**
Less : Closing Stock	441.27	491.99
Cost of raw materials consumed	1,651.46	1,716.49
Raw materials consumed comprises of:		
M.S. rollers	137.27	75.21
M.S. pipe, plates and bars	790.70	798.43
Copper	447.51	511.66
Others	275.98	331.19
	1,651.46	**1,716.49**

STANDALONE NOTES TO FINANCIAL STATEMENTS

33 CHANGE IN INVENTORIES OF FINISHED GOODS AND WORK-IN-PROGRESS

PARTICULARS	YEAR ENDED 31ST MARCH, 2021 (₹ in Lacs)	YEAR ENDED 31ST MARCH, 2020 (₹ in Lacs)
INVENTORIES AT THE BEGINNING OF THE YEAR		
Finished goods of engraved rollers	5.70	5.92
Work-in-progress of engraved rollers	213.22	184.67
	218.92	**190.59**
INVENTORIES AT THE END OF THE YEAR		
Finished goods of engraved rollers	14.24	5.70
Work-in-progress of engraved rollers	112.04	213.22
	126.28	**218.92**
CHANGE IN INVENTORIES	**92.64**	**(28.33)**

34 EMPLOYEE BENEFITS EXPENSES

PARTICULARS	YEAR ENDED 31ST MARCH, 2021 (₹ in Lacs)	YEAR ENDED 31ST MARCH, 2020 (₹ in Lacs)
Salaries, wages and bonus	1,818.97	1,997.54
Contributions to provident and other funds (refer note - 39)	88.73	90.02
Contributions to gratuity fund (refer note - 39)	23.16	22.11
Staff welfare expenses	105.14	122.74
Total	**2,036.00**	**2,232.41**

35 FINANCE COSTS

PARTICULARS	YEAR ENDED 31ST MARCH, 2021 (₹ in Lacs)	YEAR ENDED 31ST MARCH, 2020 (₹ in Lacs)
Interest expense net		
On term loans	39.87	61.58
On working capital loans	28.79	48.63
On vehicles loans	6.62	9.43
	75.28	**119.64**
Other borrowing costs	9.85	10.53
Total	**85.13**	**130.17**

STANDALONE NOTES TO FINANCIAL STATEMENTS

36 OTHER EXPENSES

PARTICULARS	YEAR ENDED 31ST MARCH, 2021 (₹ in Lacs)	YEAR ENDED 31ST MARCH, 2020 (₹ in Lacs)
Consumption of stores and spare parts	402.89	438.69
Consumption of packing materials	86.12	99.65
Power & fuel (net of energy income ₹ 161.41 Lacs (P.Y. ₹ 232.89 Lacs) from windmills)	193.75	216.78
Rent Expenses	3.68	8.98
Repairs and maintenance		
Plant & machinery	75.86	96.74
Building	28.12	25.85
Others	40.07	37.76
Factory expenses	43.31	41.98
Insurance premium	31.22	23.85
Rates & Taxes	2.89	0.46
Conveyance and travelling	52.41	82.16
Communication expenses	17.64	20.52
Printing and stationary	9.97	11.84
Freight and forwarding	76.86	109.16
Sales commission	65.30	55.67
Advertisement and business promotion	3.31	5.72
Selling expenses	26.60	44.58
Expenditure on corporate social responsibility (refer note - 50)	16.01	18.00
Donation	10.00	0.05
Legal consultancy and professional charges	92.65	118.68
Auditors' remuneration (refer note - (i) below)	10.00	9.50
Computer expenses	9.07	8.65
Bad debts written off	6.19	4.98
Net loss arising on Investments measured at FVTPL	-	338.05
Provision For Expected Credit Loss	-	8.75
Loss on foreign exchange rate fluctuation (net)	10.62	(0.61)
Miscellaneous expenses	8.05	7.98
Total	**1,322.59**	**1,834.42**

Note -(i) Auditors' Remuneration comprises of:

PARTICULARS	YEAR ENDED 31ST MARCH, 2021 (₹ in Lacs)	YEAR ENDED 31ST MARCH, 2020 (₹ in Lacs)
As Auditor:		
Statutory audit fees	8.00	7.50
Tax audit fees	2.00	2.00
Total	**10.00**	**9.50**

STANDALONE NOTES TO FINANCIAL STATEMENTS

37 INCOME TAX EXPENSES

STANDALONE NOTES TO FINANCIAL STATEMENTS

39 EMPLOYEE BENEFITS

As per Ind AS 19 "Employee Benefits", the disclosures of Employee benefits as defined in the Accounting Standard are given below:

1. Defined Benefit Plans

I. Expenses recognized in the Statement of Profit and Loss and Other Comprehensive Income for the year:]

Particulars	Gratuity (₹ in Lacs)	
	YEAR ENDED 31ST MARCH, 2021	YEAR ENDED 31ST MARCH, 2020
Current service cost	19.82	18.53
Net interest Cost	3.34	3.58
Amount recognised in profit and loss accounts (Refer note - 34)	23.16	22.11
Acturial (gain)/loss		
a) arising from changes in financial assumption	6.54	13.30
b) arising from experience adjustments	(15.15)	(7.07)
Return on Plan assets excluded amount included in interest income	(0.70)	(0.86)
Amount recognised in other comprehensive income	(9.31)	5.37
Total	**13.85**	**27.48**

II. Reconciliation of opening and closing balances of defined benefit obligation:

Particulars	Gratuity (₹ in Lacs)	
	YEAR ENDED 31ST MARCH, 2021	YEAR ENDED 31ST MARCH, 2020
Defined benefit obligation at beginning of the year	276.29	246.28
Current service cost	19.82	18.53
Interest cost	17.67	17.24
Actuarial losses (gains)	(8.61)	6.23
Benefits paid	(7.79)	(11.99)
Defined benefit obligation at the end of the year	**297.38**	**276.29**

III. Reconciliation of Opening and Closing balances of fair value of plan assets:

Particulars	Gratuity (₹ in Lacs)	
	YEAR ENDED 31ST MARCH, 2021	YEAR ENDED 31ST MARCH, 2020
Fair value of plan assets at beginning of the year	215.77	188.25
Expected return on plan assets	14.33	13.65
Return on Plan assets excluded amount included in interest income	0.70	0.86
Contributions by employer	25.00	25.00
Benefits paid	(7.79)	(11.99)
Fair value of plan assets at year end	**248.01**	**215.77**

STANDALONE NOTES TO FINANCIAL STATEMENTS

IV. Investment details:

Particulars	%invested as at YEAR ENDED 31ST MARCH, 2021	%invested as at YEAR ENDED 31ST MARCH, 2020
Investment with insurer (Investment in Policy of LIC)	100%	100%

V. The Principal assumption used in determining gratuity obligations are as follows:

Particulars	Gratuity	
	YEAR ENDED 31ST MARCH, 2021	YEAR ENDED 31ST MARCH, 2020
Mortality Table (LIC)	Indian Assured Lives Mortality (2012-14) Table	Indian Assured Lives Mortality (2006-08) Table
Discount Rate (per annum)	6.25%	6.60%
Rate of escalation in salary (per annum)	6.00%	6.00%

Estimates of future salary increases considered in actuarial valuation take account of inflation, seniority, promotion and other relevant factors such as supply and demand in the employment market.

These plans typically expose the Company to actuarial risks such as interest rate risk and salary risk.

a) Interest risk: a decrease in the bond interest rate will increase the plan liability.

b) Salary risk: the present value of the defined benefit plan liability is calculated by reference to the future salaries of plan participants. As such, a variation in the expected rate of salary increase of the plan participants will change the plan liability.

VI. Sensitivity Analysis

Significant actuarial assumptions for the determination of defined obligation are discount rate and expected salary increase. The sensitivity analysis below have been determined based on reasonably possible changes of the respective assumptions occurring at the end of the reporting period, while holding all other assumptions constant.

Particulars	Gratuity (₹ in Lacs)	
	YEAR ENDED 31ST MARCH, 2021	YEAR ENDED 31ST MARCH, 2020
Impact in present value of defined benefit obligation:		
If discount rate is increased by 0.5%	(9.25)	(9.04)
If discount rate is decreased by 0.5%	9.87	9.65
If salary escalation rate is increased by 0.5%	9.83	9.64
If salary escalation rate is decreased by 0.5%	(9.30)	(9.13)
If withrawal rate is increased by 10%	0.61	0.72
If withrawal rate is decreased by 10%	(0.60)	(0.74)

The sensitivity analysis presented above may not be representative of the actual change in the defined benefit obligation as it is unlikely that the change in assumption would occur in isolation of one another as some of the assumptions may be correlated. Furthermore, in presenting the above sensitivity analysis, the present value of the defined benefit obligation has been calculated using the projected unit credit method at the end of the reporting period, which is the same as that applied in calculating the defined benefit obligation liability recognized in the balance sheet.

VII. Asset Liability Matching Strategies

The Company has purchased insurance policy, which is basically a year-on year cash accumulation plan in which the interest rate is declared on yearly basis and is guaranteed for a period of one year. The Insurance Company, as part of the policy rules, makes payment of all gratuity out goes happening during the year (subject to sufficiency of funds under the

policy). The policy thus mitigates the liquidity risk. However, being a cash accumulation plan, the duration of assets is shorter compared to the duration of liabilities. Thus, the Company is exposed to movement in interest rate (in particular, the significant fall in interest rates, which should result in a increase in liability without corresponding increase in the asset).

VIII. Effect of Plan on Entity's Future Cash Flows

(i) Funding arrangements and Funding Policy

The Company has purchased an insurance policy to provide for payment of gratuity to the employees. Every year, the insurance company carries out a funding valuation based on the latest employee data provided by the Company. Any deficit in the assets arising as a result of such valuation is funded by the Company.

(ii) Expected contribution during the next annual reporting period

The Company's best estimate of Contribution during the next year is ₹ 20.28 Lacs.

IX. Expected outflow in future years (as provided in actuarial report)

Particulars	Gratuity (₹ in Lacs)	
	YEAR ENDED 31ST MARCH, 2021	YEAR ENDED 31ST MARCH, 2020
Expected outflow in 1st Year	95.15	17.04
Expected outflow in 2nd Year	15.77	92.28
Expected outflow in 3rd Year	15.62	14.93
Expected outflow in 4th Year	17.63	14.74
Expected outflow in 5th Year	15.93	16.70
Expected outflow in 6th to 10th Year	108.69	90.93

2. Defined Contribution Plans.

Contribution of Defined Contribution Plan, recognized as expense for the year are as under:

Particulars	Gratuity (₹ in Lacs)	
	YEAR ENDED 31ST MARCH, 2021	YEAR ENDED 31ST MARCH, 2020
Employer's Contribution to Provident Fund (Refer note - 34)	86.65	87.16
Employers' Contribution to Superannuation Fund (Refer note - 34)	2.08	2.86
Total	**88.73**	**90.02**

40 CONTINGENT LIABILITES

PARTICULARS	YEAR ENDED 31ST MARCH, 2021 (₹ in Lacs)	YEAR ENDED 31ST MARCH, 2020 (₹ in Lacs)
Disputed demand of income tax against which the Company has preferred appeal	71.48	71.48
Disputed amount of service tax credit where company has gone to Commissioner Appeals of Custom Excise and Service Tax	6.29	6.29

Future cash outflows in respect of the above matters are determinable only on receipt of judgments / decisions pending at various forums / authorities

41 FINANCIAL INSTRUMENTS

(i) Capital management

The Company manages its capital structure with a view to ensure that it will be able to continue as a going concern while maximizing the returns to stakeholders through the optimization of the debt and equity balance.

STANDALONE NOTES TO FINANCIAL STATEMENTS

The Company's management reviews the capital structure of the Company on an annual basis. As part of this review, the management considers the cost of Capital and the risks associated with each class of capital.

The net debt to equity ratio at the end of the reporting period was as follows:

PARTICULARS	YEAR ENDED 31ST MARCH, 2021 (₹ in Lacs)	YEAR ENDED 31ST MARCH, 2020 (₹ in Lacs)
Non-current borrowings (refer note 20)	2.63	540.28
Current maturities of non-current borrowings (refer note 27)	47.35	305.88
Current borrowings (refer note 24)	211.10	641.69
Interest accrued but not due on borrowings (refer note 27)	1.09	5.01
Total Debt	**262.17**	**1,492.86**
Less : Cash and bank balances (refer note 15)	59.68	40.46
Net Debt	**202.49**	**1,452.40**
Equity (refer note 18 and 19)	7,370.90	6,316.66
Net debt to equity ratio	**2.75%**	**22.99%**

(ii) Categories of Financial Instruments

PARTICULARS	YEAR ENDED 31ST MARCH, 2021 (₹ in Lacs)	YEAR ENDED 31ST MARCH, 2020 (₹ in Lacs)
(A) Financial assets		
Measured at fair valve through profit or loss (FVTPL)		
Mandatorily measured as at FVTPL		
(a) Investments in mutual funds	1,420.18	1,092.78
Measured at amortised cost		
(a) Cash and bank balances	75.33	55.86
(b) Trade receivables	1,428.40	1,472.69
(c) Other current financial assets	2.53	11.54
(d) Non - current - Investment	448.48	448.48
(e) Non - current - Loans	445.00	445.00
(f) Other non - current financial assets	63.47	75.96
(B) Financial liabilities		
Measured at fair value through profit or loss (FVTPL)	-	-
Measured at amortised cost		
(a) Non – current Borrowings	2.63	540.28
(b) Non – current Lease Liabilities	51.79	59.48
(c) Current Borrowings	211.10	641.69
(d) Trade Payables	531.01	739.29
(e) Current Lease Liabilities	7.69	4.16
(f) Other Financial liabilities	145.02	353.54
Measured at fair value through other comprehensive income (FCTOCI)	**-**	**-**

The Carrying amount reflected above represents the Company's maximum exposure to credit risk for such financial assets.

(iii) Financial risk management objective

The Company's financial liabilities comprise mainly of borrowing, trade payables and other payables. The Company's financial assets comprise mainly of investmens in mutual funds, cash and cash equivelant, other balance with banks, loans, trade receivable and other receivable. These risks include market risk (including currency risk, interest rate risk and other price risk), credit risk and liquidity risk.

STANDALONE NOTES TO FINANCIAL STATEMENTS

(iv) Market Risk

Market risk is the risk that the fair value of future cash flows of a financial instrument will fluctuate because of changes in market prices. Market risk comprises of three types of risks: interest rate risk, currency risk and other risk. Financial instruments affected by market risk includes borrowings, investments, trade payable, trade receivable, loans and advances.

a) Interest Rate Risk

Interest rate risk is the risk that the fair value of future cash flows of a financial instrument will fluctuate because of changes in market interest rates. The Company`s exposure to the risk of changes in market interest rates relates primarily to the Company`s long tem debt obligations with floating interest rates.

The sensitivity analysis has been carried out based on the exposure to interest rates on long term borrowings. The said analysis has been carried on the amount of floating rate long term liabilities outstanding at the end of the reporting period. A 50 basis point increase or decrease represents management`s assessment of the reasonably possible change in interest rates.

In case of fluctuation in interest rates by 50 basis points on the exposure of ₹ 49.98 Lacs as on 31st March, 2021 and ₹ 760.25 Lacs as on 31st March, 2020 and all other variables were held constant, the Company`s profit for the year would increase or decrease as follows.

PARTICULARS	YEAR ENDED 31ST MARCH, 2021 (₹ in Lacs)	YEAR ENDED 31ST MARCH, 2020 (₹ in Lacs)
Impact on Profit or Loss for the year	0.25	3.50

b) Foreign Currency Risk

Foreign Currency risk is the risk that the fair value of future cash flows of an exposure will fluctuate due to changes in foreign exchange rates. The Company does not enter into any derivative instruments for trading or speculative purposes.

The carrying amount of the Company's Foreign Currency denominated monetary items are as follows;

PARTICULARS	YEAR ENDED 31ST MARCH, 2021 (₹ in Lacs)	YEAR ENDED 31ST MARCH, 2020 (₹ in Lacs)
Liabilites		
USD	-	0.85
EURO	-	149.60
Assets		
USD	11.33	34.27
EURO	3.18	13.55
CHF	0.23	0.24
Others	0.64	0.82

Foreign Currency sensitivity analysis

The Company is exposed to foreign exchange risk arising from various currency exposures, primarily with respect to US Dollar, CHF and Euro.

The following table details the Company's sensitivity to a 10% increase and decrease in the Rupees against the relevant foreign currencies. 10% is the sensitivity rate used when reporting foreign currency risk internally to key management personnel and represents management's assessment of the reasonably possible change in foreign exchange rates. The sensitivity analysis includes receivables and payable in currency other than the functional currency of the Company.

A 10% strengthening of the INR against key currencies to which the Company is exposed (net of hedge) would have led to additional gain in the Statement of Profit and Loss with a corresponding increase in total equity at the end of the reporting period. A 10% weakening of the INR against these currencies would have led to an equal but opposite effect.

STANDALONE NOTES TO FINANCIAL STATEMENTS

Analysis of 10% strengthening of the INR

Particulars	USD Impact (net of tax)	
	YEAR ENDED 31ST MARCH, 2021 (₹ in Lacs)	YEAR ENDED 31ST MARCH, 2020 (₹ in Lacs)
Impact on profit or loss for the year	0.82	2.41

Particulars	EURO Impact (net of tax)	
	YEAR ENDED 31ST MARCH, 2021 (₹ in Lacs)	YEAR ENDED 31ST MARCH, 2020 (₹ in Lacs)
Impact on profit or loss for the year	0.23	(9.82)

Particulars	CHF Impact (net of tax)	
	YEAR ENDED 31ST MARCH, 2021 (₹ in Lacs)	YEAR ENDED 31ST MARCH, 2020 (₹ in Lacs)
Impact on profit or loss for the year	0.02	0.02

c) Other Price Risk

Other price risk is the risk that the fair value of a financial instrument will fluctuate due to changes in market traded price. Other price risk arises from financial assets such as investments in equity instruments and mutual funds. The Company is exposed to price risk arising mainly from investment in equity and liquid based mutual fund. The carring value of such mutual funds recognised at FVTPL amount to ₹ 1420.18 Lacs as at 31st March, 2021 (₹ 1092.78 Lacs as at 31st March, 2020). The details of such instruments are given in Note 13.

If the NAV has been higher/lower by 10% from the market NAV existing as at 31st March, 2021, the income from other source for the year ended 31st March 2020 would increase/decrease by ₹ 142.02 Lacs (for 2019-20 ₹ 109.07 Lacs) with a corresponding increase/decrease in total equity of the Company as at 31st March, 2021. 10% represents managment's assessment of reasonably possible changes in NAV of mutual funds.

V Credit Risk

Credit risk refers to risk that a counterparty will default on its contractual obligations resulting in financial loss to the Company. Credit risk arises primarily from financial assets such as trade receivables, investment in mutual funds, derivative financial instruments, other balances with banks, loans and other receivables.

(a) Trade receivables management

The Company has used a practical expedient by computing the expected credit loss allowance for trade receivable based on a provision matrix. The Provision matrix takes into account historical credit loss experience and adjusted for forward -looking information. The expected credit loss allowance is based on the ageing of the days the receivable are due and the rates as given in the provision matrix.

b) Other financial assets

Credit risk arising from investment in mutual funds, derivative financial instruments and other balances with banks is limited and there is no collateral held against these because the counterparties are banks and recognized financial institutions with high credit ratings assigned by the various credit rating agencies and investment in mutual funds are equity and liquid fund.

VI Liqudity Risk

Prudent liquidity risk management implies maintaining sufficient cash and marketable securities and the availability of funding through an adequate amount of committed credit facility to meet obligations when due and to close out market positions. The

STANDALONE NOTES TO FINANCIAL STATEMENTS

treasury department is responsible for liquidity, funding as well as settlement management. In addition, processes and policies related such risk are overseen by senior management. Management monitors the company's net liquidity position through rolling forecasts on basis of expected cash flows. Maturity groupings for liquidity risk relating to lease liabilities as under.

PARTICULARS	YEAR ENDED 31ST MARCH, 2021
0-1 Year	7.69
1-5 Years	35.85
Above 5 Years	15.94
Total	**59.48**

The following table provides details derivative as well as non-derivative financial liabilities of the Company into relevant maturity groupings based on the remaining period from the reporting date to the contractual maturity date. The amounts disclosed in the table are the contractual undiscounted cash flows.

Particulars	Less than 1 year	Between 1 to 5 years	Over 5 years	Total
As at 31st March 2021				
Borrowings (Refer Note 20, 24 and 27)	258.45	2.63	-	261.08
Trade Payables (Refer Note 25)	531.01	-	-	531.01
Other Financial Liabilities (Refer Note 27)	97.67	-	-	97.67
As at 31st March 2020				
Borrowings (Refer Note 20, 24 and 27)	947.57	540.28	-	1,487.85
Trade Payables (Refer Note 25)	739.29	-	-	739.29
Other Financial Liabilities (Refer Note 27)	47.66	-	-	47.66

42 RELATED PARTY DISCLOSURES

a) Related parties and their relationship

Name of the related party	Nature of Relationship
Mr. Ambar J. Patel	Key Management Personnel
Mr. Roshan Shah	
Mr. G.V. Bhavsar	
Mr. Narendra Patil	
Mr. Atul Vinchhi	
Mr. Amit Kumar Agrawal	
Mr. Bharat Patel	
Mr. Nipam Rameshchndra Shah	Non - Executive Directors
Dr. Baldev Patel	
Mrs. Monica Hemal Kanuga	
Etone India Private Limited	Subsidiary from 09-08-2019
Shilp Ultra-tech Private Limited	Entity controlled by one or more Key Management Personnel
Stylus Infrastructure Private Limited	
Carol Enterprise	
Mr. Deval A. Patel	Relative of Key Management Personnel
Mr. Siddharth N. Patil	
Mr. Rachit Bhavsar	
Ms. Khushhali A. Vinchi	
Mrs. Aarti Shah	
Mrs. Amita Patel	
Mr. Priyank Bhavsar	
Mrs. Sangita Bhavsar	
Mr. Jay A Vinchhi	
Mrs. Madhuri A. Vinchhi	

STANDALONE NOTES TO FINANCIAL STATEMENTS

b) Details of related party transactions during the year ended March 31, 2021 and balances outstanding as at March 31, 2021

(i) Compensation of key management personnel of the Company:

Name of the related party	Amount (₹ in Lacs)	Outstanding balance as at 31ST March, 2021 (₹ in Lacs)
Short-term employee benefits	496.92	42.86
	(470.62)	(39.45)
Total compensation paid to key management personnel	**496.92**	**42.86**
	(470.62)	**(39.45)**

Key managerial personnel and their relatives who are under the employement of the Company are entitled to post employement benefits and other long term employee benefits recognised as per Ind AS 19 - 'Employee Benefits' in the financial statements. As these employee benifits are lump sum amount provided on the basis of actuarial valuation, the same is not included above.

(ii) Disclosure in respect of material transections with related parties during the year:

Name of the related party	Nature of transactions	Amount (₹ in Lacs)	Outstanding balance as at 31ST March, 2020 (₹ in Lacs)
Etone India Pvt. Ltd.	Sale of Goods	136.67	26.07
		(116.94)	(67.27)
	Investment in Equity Shares	-	448.48
		(448.48)	(448.48)
	Interest Received	37.38	-
		(19.70)	(8.21)
	Loan Given	-	445.00
		(460.00)	(445.00)
	Loan Repayment received	-	-
		(15.00)	-
Mr. Ambar J. Patel	Lease Rent	1.00	-
		(0.92)	-
	Dividend Paid	-	-
		(7.32)	-
Mr. Roshan Shah	Lease Rent	1.67	-
		(1.53)	-
	Dividend Paid	-	-
		(6.40)	-
Mr. G.V. Bhavsar	Dividend Paid	-	-
		(9.28)	-
Mr. Narendra Patil	Dividend Paid	-	-
		(5.48)	-
Mr. Atul Vinchhi	Dividend Paid	-	-
		(8.78)	-
Mrs. Aarti Shah	Lease Rent	1.67	-
		(1.53)	-
Mrs. Amita Patel	Lease Rent	2.33	-
		(2.14)	-
Mr. Priyank Bhavsar	Lease Rent	0.83	-
		(0.77)	-
Mrs. Sangita Bhavsar	Lease Rent	2.50	-
		(2.30)	-
Dr. Baldev Patel	Dividend Paid	-	
		(11.56)	
Mr. Nipam Rameshchndra Shah	Sitting Fee	1.00	-
		(1.55)	-
Mrs. Monica Hemal Kanuga	Sitting Fee	0.80	-
		(1.10)	-

Figures in bracket represents previous year data.

STANDALONE NOTES TO FINANCIAL STATEMENTS

43 SEGMENT REPORTING

The Chief Operating Decision maker monitors the operating results of its business segments seperately for the purpose of making decision about resource allocation and performance assessment. Segment performance is evaluated based on the profit or loss and its measured consistently with profit or loss in the financial statements. Operating segment have been identified on the basis of products / services and have been identified as per the quantative criteria specified in the Ind AS 108.

The Company has identified three reportable segments viz (i) manufacture of engraved copper rollers and (ii) energy generation through wind mill and (iii) Others

Disclosures required under Ind AS 108 – Operating Segments are as under:

Summary of Segmental Informations as at end of the year 31st March, 2021 as follows:

Particulars	Engraved Copper Roller (₹ in lacs)	Wind Mill (₹ in lacs)	Others (₹ in lacs)	Total (₹ in lacs)
External Sales	**5,855.57**	**156.34**	**424.11**	**6,436.02**
	(6,186.42)	(232.89)	(400.58)	(6,819.89)
Revenue	**5,855.57**	**156.34**	**424.11**	**6,436.02**
	(6,186.42)	(232.89)	(400.58)	(6,819.89)
Less: Inter segment Revenue		**156.34**		**156.34**
		(232.89)		(232.89)
Total Revenue	**5,855.57**	**-**	**424.11**	**6,279.68**
	(6,186.42)	-	(400.58)	(6,587.00)
Segment results	**729.57**	**20.05**	**(51.25)**	**698.37**
	(141.13)	(105.35)	3.11	(243.37)
Finance Cost	**85.13**	**-**		**85.13**
	(130.17)	-		(130.17)
Operating income				**613.24**
				(113.20)
Other income (net)				**638.57**
				(141.34)
Profit before taxes				**1,251.81**
				(254.54)
Tax expense				**204.29**
				(141.09)
Profit for the year				**1,047.52**
				(113.45)
Other Comprehensive Income				**(6.72)**
				(3.88)
Total Comprehensive Income for the year				**1,054.24**
				(109.57)
Other information				
Depreciation and amortisation (allocable)	**352.46**	**58.06**	**68.10**	**478.62**
	(467.28)	(58.07)	(63.29)	(588.64)

STANDALONE NOTES TO FINANCIAL STATEMENTS

Particulars	YEAR ENDED 31ST MARCH, 2021 (₹ in Lacs)	YEAR ENDED 31ST MARCH, 2020 (₹ in Lacs)
Segment Assets and Liabilities:		
Segment Assets:		
a) Gravure Rollers	4,328.65	4,358.88
b) Wind Energy	730.28	790.38
c) Flexo	419.41	633.27
Total Segment Assets	**5,478.34**	**5,782.53**
d) Unallocated	3,296.04	3,300.91
Total Assets	**8,774.38**	**9,083.44**
Segment Liabilities:		
a) Gravure Rollers	996.56	2,059.76
b) Wind Energy	4.94	3.02
c) Flexo	46.88	257.25
Total Segment Liabilties	**1,048.38**	**2,320.03**
d) Unallocated	355.10	446.75
Total Liabilities	**1,403.48**	**2,766.78**

Information about major customers

There are no transaction with single external customers which amongst to 10% or more of the Company revenue.

44 DERIVATIVE INSTRUMENTS AND UNHEDGED FOREIGN CURRENCY EXPOSURES

The year end foreign currency exposures that have not been hedged by any derivative instrument or otherwise are as under:

Particulars		Foreign Currency	Indian Currency Equivalent (₹ in Lacs)
Amounts receivable in foreign currency	**AS AT 31ST MARCH, 2021**	USD 13143.00	9.61
		EURO - NIL	0.00
	AS AT 31ST MARCH, 2020	USD 34591.00	26.17
		EURO 12652.00	10.47
Amounts payable in foreign currency	**AS AT 31ST MARCH, 2021**	USD - NIL	-
		EURO - NIL	-
	AS AT 31ST MARCH, 2020	USD 1125.00	0.85
		EURO 180739.08	149.60

STANDALONE NOTES TO FINANCIAL STATEMENTS

45 DISCLOSURES UNDER THE MSMED ACT, 2006

Particulars	YEAR ENDED 31ST MARCH, 2021 (₹ in Lacs)	YEAR ENDED 31ST MARCH, 2020 (₹ in Lacs)
The principal amount and the interest due thereon remaining unpaid to any supplier as at the end of each acounting year		
Principal amount due to micro and small enterprises	25.79	44.71
Interest due thereon outstanding to any supplier	-	0.11
Interest paid by the Company	-	0.11
Interest due and payable for the period of delay in making Payment	-	-
Interest accrued and remaining unpaid	-	-
The amount of further interest remaining due and payable even in the succeeding years, until such date when the interest dues as above are actually paid to the small enterprises, for the purpose of allowance as a deductible expenditure under section 23 of MSMEDA	-	-

The above information is ascertained by the management of the company which has been relied upon by the auditors.

46 EXPENDITURE IN FOREIGN CURRENCY

Particulars	YEAR ENDED 31ST MARCH, 2021 (₹ in Lacs)	YEAR ENDED 31ST MARCH, 2020 (₹ in Lacs)
Traveling expenses	0.00	2.71
Advertisement & business promotion	1.57	-
Repairs and maintenance	3.63	28.28
Total	**5.20**	**30.99**

47 EARNINGS IN FOREIGN CURRENCY

Particulars	YEAR ENDED 31ST MARCH, 2021 (₹ in Lacs)	YEAR ENDED 31ST MARCH, 2020 (₹ in Lacs)
F.O.B. Value – Sales	58.90	137.02

48 LEASES

The Ministry of Corporate Affairs (MCA) notified Ind AS 116, the new leases accounting standard on 30th March 2019 with the effective date of its application from 1st April 2019. Ind AS-116 replaces the current guidance in Ind AS-17, 'Leases.' The standard sets out the principles for the recognition, measurement, presentation and disclosure of leases.

Transition to Ind AS 116 Leases:

Effective 1st April, 2019, the Company has adopted Ind AS-116 – leases and applied the standard to all lease contract existing on 1st April,2019 using the modified retrospective method. The Company recorded the lease liability at the present value of the lease payments discounted at the incremental borrowing rate at the date of initial application and right of use asset at an amount equal to the lease liability adjusted for any prepayments/accruals recognized in the balance sheet as on 31st March, 2019. There is no impact on retained earnings as on 1st April, 2019.

The Company has elected below practical expedients on transition to Ind AS 116:

1. Applied a single discount rate to a portfolio of lease with reasonably similar characteristics.
2. Applied the exemption not to recognize right of use assets and lease liabilities with less than 12 months of lease term on the date of initial application.
3. Excluded the initial direct costs from the measurement of right of use asset at the date of initial application.
4. Elected not to reassess whether a contract is ,or contains a lease at the date of initial application, Instead for contracts entered into before the transition date, the Company relied on its assessment made applying Ind AS 17 leases.

STANDALONE NOTES TO FINANCIAL STATEMENTS

The weighted average incremental borrowing rate applied to lease liabilities as at 1st April, 2019 is 9.20% The following is the movement in lease liability during the period ended 31st March 2021

Particulars	YEAR ENDED 31ST MARCH, 2021 (₹ in Lacs)	YEAR ENDED 31ST MARCH, 2020 (₹ in Lacs)
Opening Balances	63.64	-
Lease Liabilities on account of adoption of Ind AS 116	-	66.68
Finance Cost incurred during the period	5.86	6.14
Payment of Lease liabilities	10.02	9.18
Balance as at 31st March, 2021 (Refer Note 21 & 26)	**59.48**	**63.64**

49 REMITTANCE ON ACCOUNT OF DIVIDEND TO NON-RESIDENT SHAREHOLDERS

(i) Remitted in Foreign Currency

Particulars	YEAR ENDED 31ST MARCH, 2021		YEAR ENDED 31ST MARCH, 2020	
Year to which Dividend relates	Interim Dividend	Year Ended March 31, 2020	Interim Dividend	Year Ended March 31, 2019
Amount of Dividend remitted (₹ In Lacs)	-	-	0.71	0.88
Number of Non-Resident Shareholders to whom remittance was made	-	-	12	11
Number of Shares held on which Dividend was due and remitted	-	-	47,100	59,200
Face Value of each share(₹10 each)	10	10	10	10

(ii) Remitted to their Banks in India

Particulars	YEAR ENDED 31ST MARCH, 2021		YEAR ENDED 31ST MARCH, 2020	
Year to which Dividend relates	Interim Dividend	Year Ended March 31, 2020	Interim Dividend	Year Ended March 31, 2019
Amount of Dividend remitted (₹ In Lacs)	-	-	3.64	3.19
Number of Non-Resident Shareholders to whom remittance was made	-	-	59	57
Number of Shares held on which Dividend was due and remitted	-	-	2,42,867	2,12,479
Face Value of each share (₹ 10 each)	10	10	10	10

50 CORPORATE SOCIAL RESPONSIBILITY (CSR) EXPENDITURE

As per section 135 of Companies Act, 2013, a Company, meeting the applicability thrershold, need to spend at least 2% of its average net profit for the immediately preceding three financial years on corporate social responsibility (CSR) activities. These all CSR activities are eradication on hunger and malnutrition, promoting education, art and culture, healthcare, destitute care and rehabilitation, enviroment sustainability, disater relief and rural devlopment projects. A CSR committee has been formed by the Company as per the Act. The fund were primarily allocated to a corpus and utilized through the year on these activities which are specified in Schedule VII of the Companies Act, 2013.

STANDALONE NOTES TO FINANCIAL STATEMENTS

For FY 2020-21

Sector Activity Identified	CSR Project	Implementing Agency and Location	₹ in Lacs (Paid in cash)	Yet to be paid	Total
Hospital / Rural Healthcare	Contribution for Medical Relief Project	Dardionu Rahat Fund, Ahmedabad, Gujarat	1.00	-	1.00
Hospital / Rural Healthcare	Contribution for Medical Relief Project	Indian Renal Foundation	0.50	-	0.50
Hospital / Rural Healthcare	Contribution for Medical Relief Project	Health and Care Foundation	7.00	-	7.00
Skill Development	Contribution for Skill Development	Ambaben Maganbhai Patel Public Charitable Trust	1.00	-	1.00
Skill Development	Contribution for Skill Development	Aashtha Charitable Trust	1.00	-	1.00
Skill Development	Contribution for Skill Development	Sarva Vidyalay Kelvani Mandal	5.00	-	5.00
Skill Development	Contribution for Skill Development	The Akshayapatra Foundation	0.51	-	0.51
Total			**16.01**	**-**	**16.01**

51 FAIR VALUE MEASUREMENTS

Financial assets	Fair Value	Fair Value hierarchy		
		Quoted prices in active markets (Level I)	Significant observable inputs (Level 2)	Significant unobservable inputs (Level 3)
As at 31st March, 2021				
Financial assets measured at fair value through profit or loss				
Investments in quoted mutual funds (Refer Note 13)	1420.18	1420.18	-	-
As at 31st March, 2020				
Financial assets measured at fair value through profit or loss				
Investments in quoted mutual funds (Refer Note 13)	1092.78	1092.78	-	-

52 The Company has not elected to exercise its option permitted U/S 115BAA of the Income tax act, 1961 and provision of current tax has been made as per the normal provisions of the Income Tax Act,1961 and rules frame there under.

53 The Company continues to monitor the impact of COVID-19 on its business including customers, supply-chain, employees/workers and logistics. The Company has considered internal and external information while evaluating various estimates in relation to its financial results up to the date of its approval by the Board of Directors and has not identified any material impact on the carrying value of assets, liabilities or provisions. The further impact of the COVID-19 Pandemic, if any, may be different from estimated as at the date of approval of this financial statements.

54 Dividends declared by the Company are based on the profit available for distribution. On May 18, 2021, the Board of Directors of the Company have proposed a final dividend of ₹ 1.80 per share of ₹ 10 each in respect of the year ended March 31, 2021 subject to the approval of shareholders at the Annual General Meeting, and if approved, would result in a cash outflow of approximately ₹ 110.70 lacs.

55 The code on Social Secruity 2020 (`Code`) relating to employee benefits during the employement and post employement benefits received Presidential accent in September 2020. The Code has been published in official gudget in India. The effective date from which the Code is applicable and the rules to be framed under the Code are to be notified. The Compnay will assess the impact of the Code when it comes to effects and will record any related impact in the period of the Code become effective.

STANDALONE NOTES TO FINANCIAL STATEMENTS

56 EVENTS OCCURING AFTER BALANCE SHEET DATE

The Company evaluates events and transactions that occur subsequent to the balance sheet date but prior to the financial statements to determine the necessity for recognition and/or reporting of any of these events and transactions in the financial statements. As of 1st May 2021, there were no subsequent events to be recognized or reported that are not already disclosed

57 As at the date of issue of financial statements, there are no new standards or amendments which have been notified by the MCA but not yet adopted by the Company. Hence, the disclosure is not applicable.

58 APPROVAL OF FINANCIAL STATEMENTS

The financial statements were approved for issue by the board of directors on May 18, 2021.

59 Previous year figures have been regrouped and reclassified wherever necessary to make it comparable to current year`s figures.

In terms of our report attached
For Shah & Shah Associates
Chartered Accountants
Firm Registration No. - 113742W
Sunil K Dave
Partner
Membership No. - 047236

Place: Ahmedabad
Date : 18th May, 2021

For and on behalf of the Board of Directors of
Shilp Gravures Limited

Ambar J. Patel
Managing Director
DIN No. - 00050042

Shailesh C Desai
Director
DIN No. - 00169595

Amit Agrawal
Chief Financial Officer

Roshan Shah
Chief Executive Officer

Bharat Patel
Company Secretary

Place : Rakanpur
Date : 18th May, 2021

INDEPENDENT AUDITOR'S REPORT

To The Members of **SHILP GRAVURES LIMITED**

Report on the Consolidated financial statements

Opinion

We have audited the accompanying consolidated financial statements of SHILP GRAVURES LIMITED (hereinafter referred to as the "Holding Company") and its subsidiary (Holding Company and its subsidiary together referred to as "the Group"), which comprise the consolidated Balance Sheet as at March 31, 2021; and the consolidated statement of Profit and Loss (including other comprehensive income), the consolidated statement of changes in equity and the consolidated cash flows Statement for the year then ended, and notes to the consolidated financial statements, including a summary of significant accounting policies and other explanatory information (hereinafter referred to as "the consolidated financial statements").

In our opinion and to the best of our information and according to the explanations given to us, the aforesaid consolidated financial statements give the information required by the Companies Act, 2013 in the manner so required and give a true and fair view in conformity with the accounting principles generally accepted in India, of the consolidated state of affairs of the Group as at March 31, 2021, of consolidated profit (including other comprehensive income), consolidated changes in equity and its consolidated cash flows for the year then ended.

Basis for Opinion

We conducted our audit in accordance with the Standards on Auditing (SAs) specified under section 143(10) of the Companies Act, 2013. Our responsibilities under those Standards are further described in the Auditor's Responsibilities for the Audit of the Consolidated Financial Statements section of our report. We are independent of the Group in accordance with the ethical requirements that are relevant to our audit of the consolidated financial statements in India in terms of the Code of Ethics issued by ICAI and the relevant provisions of the Companies Act, 2013, and we have fulfilled our other ethical responsibilities in accordance with these requirements. We believe that the audit evidence we have obtained is sufficient and appropriate to provide a basis for our opinion.

Emphasis of Matter

We draw attention to Note: 52 of the standalone financial statements, as regards the management's evaluation of COVID-19 impact on the future performance of the Company.

Our opinion is not modified in respect of this matter.

Key Audit Matters

Key audit matters are those matters that, in our professional judgment, were of most significance in our audit of the consolidated financial statements of the current period. These matters were addressed in the context of our audit of the consolidated financial statements as a whole, and informing our opinion thereon, and we do not provide a separate opinion on these matters.

We have determined that there are no key audit matters to communicate in our report.

Other Matter

We did not audit the financial information of a subsidiary included in the consolidated annual financial results, whose financial information reflect total assets of ₹ 233.05 lacs as at March 31, 2021 and total revenues of ₹ 220.99 lacs and ₹ 668.53 lacs and total net profit after tax of ₹ 18.08 lacs and loss after tax of ₹ 20.64 lacs and total comprehensive Income of ₹ 18.08 lacs and total comprehensive loss of ₹ 20.64 lacs for the quarter and year ended on March 31,2021 and net cash outflow of ₹ 8.18 lacs for the year ended on March 31,2021 as considered in the consolidated annual financial results. This financial information have been audited by other auditors and our opinion and conclusion on the consolidated annual financial results, in so far as it relates to the amounts and disclosures included in respect of this subsidiary, is based solely on the report of the other auditors and the procedures performed by us as stated under Auditor's Responsibilities section above. Our report on the consolidated annual financial results is not modified in respect of the above matters with respect to our reliance on the work done and the report of the other auditors.

Other Information

The Company's Board of Directors is responsible for the other information. The other information comprises the information included in the annual report, but does not include the consolidated financial statements and our auditor's report thereon.

Our opinion on the consolidated financial statements does not cover the other information and we do not express any form of assurance conclusion thereon.

In connection with our audit of the consolidated financial statements, our responsibility is to read the other information and, in doing so, consider whether the other information is materially inconsistent with the consolidated financial statements or our knowledge obtained in the audit or otherwise appears to be materially misstated. If, based on the work we have performed, we conclude that there is a material misstatement of this other information, we are required to report that fact. We have nothing to report in this regard.

Responsibilities of Management and Those Charged with Governance for the Consolidated Financial Statements

The Holding Company's Board of Directors is responsible for the preparation and presentation of these consolidated financial statements in term of the requirements of the Companies Act, 2013 ('the Act') that give a true and fair view of the consolidated financial position, consolidated financial performance (including other comprehensive income) and consolidated cash flows of the Group including in accordance with the accounting principles generally accepted in India, including the Indian Accounting Standards ('Ind AS') specified under section 133 of the Act. The respective Board of Directors of the companies included in the Group are responsible for maintenance of adequate accounting records in accordance with the provisions of the Act for safeguarding the assets of the Group and for preventing and detecting frauds and other irregularities; selection and application of appropriate accounting policies; making judgments and estimates that are reasonable and prudent; and the design, implementation and maintenance of adequate internal financial controls, that were operating effectively for ensuring accuracy and completeness of the accounting records , relevant to the preparation and presentation of the financial statements that give a true and fair view and are free from material misstatement, whether due to fraud or error, which have been used for the purpose of preparation of the consolidated financial statements by the Directors of the Holding Company, as aforesaid.

In preparing the consolidated financial statements, the respective Board of Directors of the companies included in the Group are responsible for assessing the ability of the Group to continue as a going concern, disclosing as applicable, matters related to going concern and using the going concern basis of accounting unless the Board of Directors either intends to liquidate the Group or to cease operations, or has no realistic alternative but to do so.

The respective Board of Directors of the companies included in the Group are responsible for overseeing the financial reporting process of the Group.

Auditor's Responsibilities for the Audit of the Consolidated Financial Statements

Our objectives are to obtain reasonable assurance about whether the consolidated financial statements as a whole are free from material misstatement, whether due to fraud or error, and to issue an auditor's report that includes our opinion. Reasonable assurance is a high level of assurance, but is not a guarantee that an audit conducted in accordance with SAs will always detect a material misstatement when it exists. Misstatements can arise from fraud or error and are considered material if, individually or in the aggregate, they could reasonably be expected to influence the economic decisions of users taken on the basis of these consolidated financial statements.

As part of an audit in accordance with SAs, we exercise professional judgment and maintain professional skepticism throughout the audit. We also:

- Identify and assess the risks of material misstatement of the consolidated financial statements, whether due to fraud or error, design and perform audit procedures responsive to those risks, and obtain audit evidence that is sufficient and appropriate to provide a basis for our opinion. The risk of not detecting a material misstatement resulting from fraud is higher than for one resulting from error, as fraud may involve collusion, forgery, intentional omissions, misrepresentations, or the override of internal control.
- Obtain an understanding of internal control relevant to the audit in order to design audit procedures that are appropriate in the circumstances. Under section 143(3)(i) of the Act, we are also responsible for expressing our opinion on whether the company has adequate internal financial controls system in place and the operating effectiveness of such controls.
- Evaluate the appropriateness of accounting policies used and the reasonableness of accounting estimates and related disclosures made by management.
- Conclude on the appropriateness of management's use of the going concern basis of accounting and, based on the audit evidence obtained, whether a material uncertainty exists related to events or conditions that may cast significant doubt on the ability of the Group to continue as a going concern. If we conclude that a material uncertainty exists, we are required to. draw attention in our auditor's report to the related disclosures in the consolidated financial statements or, if such disclosures are inadequate, to modify our opinion. Our conclusions are based on the audit evidence obtained up to the date of our auditor's report. However, future events or conditions may cause the Group to cease to continue as a going concern.
- Evaluate the overall presentation, structure and content of the consolidated financial statements, including the disclosures, and whether the consolidated financial statements represent the underlying transactions and events in a manner that achieves fair presentation.

- Obtain sufficient appropriate audit evidence regarding the financial information of the entities or business activities within the Group to express an opinion on the consolidated financial statements. We are responsible for the direction, supervision and performance of the audit of the financial statements of such entities included in the consolidated financial statements of which we are the independent auditors. For the other entities included in the consolidated financial statements, which have been audited by other auditors, such other auditors remain responsible for the direction, supervision and performance of the audits carried out by them. We remain solely responsible for our audit opinion.

We communicate with those charged with governance of the Holding Company and such other entities included in the consolidated financial statements of which we are the independent auditors regarding, among other matters, the planned scope and timing of the audit and significant audit findings, including any significant deficiencies in internal control that we identify during our audit.

We also provide those charged with governance with a statement that we have complied with relevant ethical requirements regarding independence and to communicate with them all relationships and other matters that may reasonably be thought to bear on our independence, and where applicable, related safeguards.

From the matters communicated with those charged with governance, we determine those matters that were of most significance in the audit of the consolidated financial statements of the current period and are therefore the key audit matters. We describe these matters in our auditor's report unless law or regulation precludes public disclosure about the matter or when, in extremely rare circumstances, we determine that a matter should not be communicated in our report because the adverse consequences of doing so would reasonably be expected to outweigh the public interest benefits of such communication.

Report on Other Legal and Regulatory Requirements

As required by Section 143(3) of the Act, we report, to the extent applicable, that:

(a) We have sought and obtained all the information and explanations which to the best of our knowledge and belief were necessary for the purposes of our audit of the aforesaid consolidated financial statements.

(b) In our opinion, proper books of account as required by law relating to preparation of the aforesaid consolidated financial statements have been kept so far as it appears from our examination of those books and the reports of the other auditors.

(c) The Consolidated Balance Sheet, the Consolidated Statement of Profit and Loss, the consolidated Statement of Changes in Equity and the Consolidated Cash Flow Statement dealt with by this Report are in agreement with the relevant books of account maintained for the purpose of preparation of the consolidated financial statements.

(d) In our opinion, the aforesaid consolidated financial statements comply with the Accounting Standards specified under Section 133 of the Act read with Companies (Indian Accounting Standard) Rules, 2015.

(e) On the basis of the written representations received from the directors of the Holding Company as on March 31, 2021 taken on record by the Board of Directors of the Holding Company and the reports of the statutory auditors of its subsidiary company incorporated in India, none of the directors of the Group companies, incorporated in India is disqualified as on March 31, 2021 from being appointed as a director in terms of Section 164(2) of the Act.

(f) With respect to the adequacy of internal financial controls over financial reporting of the Group and the operating effectiveness of such controls, refer to our separate report in Annexure 'A'.

(g) With respect to the other matters to be included in the Auditor's report in accordance with the requirements of section 197(16) of the Act, as amended, in our opinion, the managerial remuneration for the year ended March 31, 2021 has been paid/ provided by the Company to its directors in accordance with the provisions of Section 197 read with Schedule V to the Act;

(h) With respect to the other matters to be included in the Auditor's Report in accordance with Rule 11 of the Companies (Audit and Auditor's) Rules, 2014, in our opinion and to the best of our information and according to the explanations given to us:

i. There were no pending litigations which would impact the consolidated financial position of the Group.

ii. The Group did not have any material foreseeable losses on long-term contracts including derivative contracts.

iii. There has been no delay in transferring amounts, required to be transferred, to the Investor Education and Protection Fund by the Holding Company. Further, there were no amount which was required to be transferred to the Investor Education and Protection Fund by its subsidiaries company incorporated in India.

For **SHAH & SHAH ASSOCIATES**
Chartered Accountants
FRN: 113742W

SUNIL K.DAVE
PARTNER
Membership Number: 047236
UDIN : 21047236AAAAEJ9222

Place : Ahmedabad
Date : May 18,2021

ANNEXURE A

Annexure to the independent auditor's report of even date on the Consolidated financial statements of SHILP GRAVURES LIMITED

Report on the Internal Financial Controls under Clause (i) of Sub-section 3 of Section 143 of the Companies Act, 2013 ("the Act")

In conjunction with our audit of the consolidated financial statements of the Company as of and for the year ended March 31, 2021, we have audited the internal financial controls over financial reporting of SHILP GRAVURES LIMITED (hereinafter referred to as "the Holding Company') and its subsidiary company, which are companies incorporated in India, as of that date.

Management's Responsibility for Internal Financial Controls

The respective Board of Directors of the of the Holding company, its subsidiary company which are companies incorporated in India, are responsible for establishing and maintaining internal financial controls based on the internal control over financial reporting criteria established by the Company considering the essential components of internal control stated in the Guidance Note on Audit of Internal Financial Controls Over Financial Reporting issued by the Institute of Chartered Accountants of India (ICAI). These responsibilities include the design, implementation and maintenance of adequate internal financial controls that were operating effectively for ensuring the orderly and efficient conduct of its business, including adherence to the respective company's policies, the safeguarding of its assets, the prevention and detection of frauds and errors, the accuracy and completeness of the accounting records, and the timely preparation of reliable financial information, as required under the Act.

Auditor's Responsibility

Our responsibility is to express an opinion on the Company's internal financial controls over financial reporting based on our audit. We conducted our audit in accordance with the Guidance Note on Audit of Internal Financial Controls Over Financial Reporting (the "Guidance Note") issued by the ICAI and the Standards on Auditing, issued by ICAI and deemed to be prescribed under section 143(10) of the Act, to the extent applicable to an audit of internal financial controls, both issued by the Institute of Chartered Accountants of India Those Standards and the Guidance Note require that we comply with ethical requirements and plan and perform the audit to obtain reasonable assurance about whether adequate internal financial controls over financial reporting was established and maintained and if such controls operated effectively in all material respects.

Our audit involves performing procedures to obtain audit evidence about the adequacy of the internal financial controls system over financial reporting and their operating effectiveness.

Our audit of internal financial controls over financial reporting included obtaining an understanding of internal financial controls over financial reporting; assessing the risk that a material weakness exists, and testing and evaluating the design and operating effectiveness of internal control on the assessed risk. The procedures selected depend on the auditor's judgment, including the assessment of the risks of material misstatement of the financial statements, whether due to fraud or error.

We believe that the audit evidence we have obtained and the audit evidence obtained by the other auditors in terms of their reports referred to in the Other Matters paragraph below is sufficient and appropriate to provide a basis for our audit opinion on the Company's internal financial controls system over financial reporting.

Meaning of Internal Financial Controls Over Financial Reporting

A company's internal financial control over financial reporting is a process designed to provide reasonable assurance regarding the reliability of financial reporting and the preparation of financial statements for external purposes in accordance with generally accepted accounting principles. A company's internal financial control over financial reporting includes those policies and procedures that (1) pertain to the maintenance of records that, in reasonable detail, accurately and fairly reflect the transactions and dispositions of the assets of the company (2) provide reasonable assurance that transactions are recorded as necessary to permit preparation of financial statements in accordance with generally accepted accounting principles, and that receipts and expenditures of the company are being made only in accordance with authorisations of management and directors of the company; and (3) provide reasonable assurance regarding prevention or timely detection of unauthorised acquisition, use, or disposition of the company's assets that could have a material effect on the financial statements.

Inherent Limitations of Internal Financial Controls Over Financial Reporting

Because of the inherent limitations of internal financial controls over financial reporting, including the possibility of collusion or improper management override of controls, material misstatements due to error or fraud may occur and not be detected. Also, projections of any evaluation of the internal financial controls over financial reporting to future periods are subject to the risk that the internal financial control over financial reporting may become inadequate because of changes in conditions, or that the degree of compliance with the policies or procedures may deteriorate.

Opinion

In our opinion, the Holding Company and its subsidiary company, which are companies incorporated in India, have. in all material respects, an adequate internal financial controls system over financial reporting and such internal financial controls over financial reporting were operating effectively as at March 31, 2021, based on the internal control over financial reporting criteria established by the Company considering the essential components of internal control stated in the Guidance Note on Audit of Internal Financial Controls Over Financial Reporting issued by the Institute of Chartered Accountants of India.

Other Matters

Our aforesaid reports under Section 143(3)(i) of the Act on the adequacy and operating effectiveness of the internal financial controls over financial reporting in so far as it relates to a subsidiary company, which is company incorporated in India, is based on the corresponding reports of the auditors of such companies incorporated in India.

For **SHAH & SHAH ASSOCIATES**
Chartered Accountants
FRN: 113742W

SUNIL K.DAVE
PARTNER
Membership Number: 047236
UDIN : 21047236AAAAEJ9222

Place : Ahmedabad
Date : May 18,2021

CONSOLIDATED BALANCE SHEET

AS AT 31ST MARCH, 2021

₹ In Lacs

PARTICULARS	NOTES	AS AT 31ST MARCH, 2021	AS AT 31ST MARCH, 2020
ASSETS			
Non - Current Assets			
(a) Property, Plant and Equipment	4	4,653.22	5,046.90
(b) Right-of-use asset	5	52.47	59.89
(c) Capital work-in-progress	6	0.24	58.29
(d) Goodwill	58	137.03	137.03
(e) Financial Assets			
(i) Other Financial Assets	7	63.71	76.20
(f) IncomeTax Assets (net)	8	219.20	213.90
(g) Other Assets	9	6.26	34.34
Total Non - Current Assets		**5,132.13**	**5,626.55**
Current Assets			
(a) Inventories	10	754.47	894.12
(b) Financial Assets			
(i) Investments	11	1,420.18	1,092.78
(ii) Trade Receivables	12	1,540.70	1,588.52
(iii) Cash and Cash Equivalents	13	73.75	62.71
(iv) Other Balances with bank	13	15.65	17.06
(v) Other Financial Assets	14	2.53	3.45
(c) Other Assets	15	68.02	69.37
Total Current Assets		**3,875.30**	**3,728.01**
TOTAL ASSETS		**9,007.43**	**9,354.56**
EQUITY AND LIABILITIES			
EQUITY			
(a) Share Capital	16	614.98	614.98
(b) Other Equity	17	6,705.55	5,671.95
TOTAL EQUITY		**7,320.53**	**6,286.93**
LIABILITIES			
Non - Current Liabilities			
(a) Financial Liabilities			
(i) Borrowings	18	111.88	637.50
(ii) Lease Liabilities	19	51.79	59.48
(b) Employee benifit obligations	20	50.75	64.85
(c) Deferred Tax Liabilities (Net)	21	236.94	262.79
Total Non - Current Liabilities		**451.36**	**1,024.62**
Current Liabilities			
(a) Financial Liabilities			
(i) Borrowings	22	266.21	734.97
(ii) Trade Payables			
(iia) Total outstanding due of Micro and small enterprises	23	45.69	89.28
(iib) Total outstanding due of creditors other than Micro and small enterprises	23	566.71	733.62
(iii) Lease Liabilities	24	7.69	4.16
(iv) Other Financial Liabilities	25	197.72	391.36
(b) Employee benifit obligations	26	42.50	37.80
(c) Current Tax Liabilities (net)		51.78	-
(d) Other Liabilities	27	57.24	51.82
Total Current Liabilities		**1,235.54**	**2,043.01**
TOTAL EQUITY AND LIABILITIES		**9,007.43**	**9,354.56**
See accompanying notes forming part of the financial statements			

In terms of our report attached
For Shah & Shah Associates
Chartered Accountants
Firm Registration No. - 113742W
Sunil K Dave
Partner
Membership No. - 047236

Place: Ahmedabad
Date : 18th May, 2021

For and on behalf of the Board of Directors of
Shilp Gravures Limited

Ambar J. Patel
Managing Director
DIN No. - 00050042

Shailesh C Desai
Director
DIN No. - 00169595

Amit Agrawal
Chief Financial Officer

Roshan Shah
Chief Executive Officer

Bharat Patel
Company Secretary

Place : Rakanpur
Date : 18th May, 2021

CONSOLIDATED STATEMENT OF PROFIT AND LOSS

FOR THE YEAR ENDED 31ST MARCH, 2021

₹ In Lacs

PARTICULARS		NOTES	YEAR ENDED 31ST MARCH, 2021	YEAR ENDED 31ST MARCH, 2020
I	Revenue from Operations	28	6,981.35	7,064.59
II	Other Income	29	605.43	122.32
III	**TOTAL REVENUE (I+II)**		**7,586.78**	**7,186.91**
IV	**EXPENSES**			
Cost of raw materials consumed		30	1,870.86	1,872.90
Changes in inventories of finished goods and work in progress		31	82.80	(37.30)
Employee benefits expense		32	2,278.42	2,404.27
Finance costs		33	107.34	147.27
Depreciation and amortisation expense			540.08	613.71
Other expenses		34	1,479.74	1,972.97
	TOTAL EXPENSES (IV)		**6,359.24**	**6,973.82**
V	**Profit Before Tax (III-IV)**		**1,227.54**	**213.09**
VI	**Tax Expenses**			
	(1) Current tax	35	218.72	112.58
	(2) Excess / Short Provision of Earlier Years		10.39	-
	(3) Deferred tax		(28.45)	13.64
			200.66	**126.22**
VII	**Profit for the year (V-VI)**		**1,026.88**	**86.87**
VIII	**Other Comprehensive Income:**			
	Items that will not be reclassified subsequently to Profit or Loss			
	Remeasurement of defined employee benefits plan		9.31	(9.92)
	Income Tax Expenses on Remeasurement of defined benefits plan		(2.59)	2.68
IX	**Total Other Comprehensive Income**		**6.72**	**(7.24)**
X	**Total Comprehensive Income for the year (VII+IX)**		**1,033.60**	**79.63**
Earnings per equity share (Face value of ₹ 10 each)				
Basic & Diluted (in ₹)		36	16.70	1.41
See accompanying notes forming part of the financial statements				

In terms of our report attached
For Shah & Shah Associates
Chartered Accountants
Firm Registration No. - 113742W
Sunil K Dave
Partner
Membership No. - 047236

Place: Ahmedabad
Date : 18th May, 2021

For and on behalf of the Board of Directors of
Shilp Gravures Limited

Ambar J. Patel
Managing Director
DIN No. - 00050042

Shailesh C Desai
Director
DIN No. - 00169595

Amit Agrawal
Chief Financial Officer

Roshan Shah
Chief Executive Officer

Bharat Patel
Company Secretary

Place : Rakanpur
Date : 18th May, 2021

CONSOLIDATED STATEMENT OF CHANGES IN EQUITY

FOR THE YEAR ENDED 31ST MARCH, 2021

A. Equity Share Capital

(₹ In Lacs)

Particulars	No. of Shares	Amount
Balance as at 1st April, 2019	**61,49,800**	**614.98**
Changes in equity share capital during the year	-	-
Balance as at 31st March, 2020	**61,49,800**	**614.98**
Changes in equity share capital during the year	-	-
Balance as at 31st March, 2021	**61,49,800**	**614.98**

B. Other Equity

Particulars	Reserves & Surplus			Total (₹ in Lacs)
	Capital Reserve (₹ in Lacs)	General Reserve (₹ in Lacs)	Retained Earnings (₹ in Lacs)	
Balance as at 1st April, 2019	**15.00**	**1,359.76**	**4,440.02**	**5,814.78**
Profit for the year	-	-	86.87	86.87
Other comprehensive income (*) for the year	-	-	(7.24)	(7.24)
Total comprehensive income	**15.00**	**1,359.76**	**4,519.62**	**5,894.38**
Payment of Dividends	-	-	(184.49)	(184.49)
Tax on Dividend Paid	-	-	(37.92)	(37.92)
Transfer to General Reserve	**-**	**25.00**	**(25.00)**	**-**
Balance as at 31st March, 2020	**15.00**	**1,384.76**	**4,272.19**	**5,671.95**
Profit for the year	-	-	1,026.88	1,026.88
Other comprehensive income (*) for the year	-	-	6.72	6.72
Total comprehensive income	**15.00**	**1,384.76**	**5,305.79**	**6,705.55**
Payment of Dividends	-	-	-	-
Tax on Dividend Paid	-	-	-	-
Transfer to General Reserve	-	-	-	-
Balance as at 31st March, 2021	**15.00**	**1,384.76**	**5,305.79**	**6,705.55**

(*) Other comprehensive income for the year classified under retained earning is in respect of remeasurement of defined benefit plans (net of tax).

See accompanying notes forming part of the financial statements

In terms of our report attached
For Shah & Shah Associates
Chartered Accountants
Firm Registration No. - 113742W
Sunil K Dave
Partner
Membership No. - 047236

Place: Ahmedabad
Date : 18th May, 2021

For and on behalf of the Board of Directors of
Shilp Gravures Limited

Ambar J. Patel
Managing Director
DIN No. - 00050042

Shailesh C Desai
Director
DIN No. - 00169595

Amit Agrawal
Chief Financial Officer

Roshan Shah
Chief Executive Officer

Bharat Patel
Company Secretary

Place : Rakanpur
Date : 18th May, 2021

CONSOLIDATED STATEMENT OF CASH FLOWS

FOR THE YEAR ENDED ON 31ST MARCH, 2021

₹ In Lacs

PARTICULARS	YEAR ENDED 31ST MARCH, 2021	YEAR ENDED 31ST MARCH, 2020
A. CASH FLOWS FROM OPERATING ACTIVITIES		
Profit before tax	1,227.54	213.09
Adjustments for :		
Depreciation and amortisation expenses	540.08	613.71
Bad debts written off	6.21	-
Finance cost	107.34	147.27
Interest income from banks	(0.86)	(0.84)
Interest income on deposit	(5.03)	(3.45)
Net gain on sale of current investments	(236.86)	(102.62)
Net gain arising on Mutual Fund Investment measured at FVTPL	(330.73)	338.05
(Gain) / Loss on disposal of Property, Plant and Equipments (net)	(16.53)	1.48
Unrealised foreign exchange loss / (gain) (net)	0.17	(0.45)
Provision For Expected Credit Loss	(3.66)	4.92
	60.13	**998.07**
Operating profit before working capital changes	**1,287.67**	**1,211.16**
Changes in Working Capital:		
Adjustments for increase / (decrease) in operating liabilities:		
Trade Payables	(210.50)	77.41
Non Current Provisions (Employee benifit obligations)	(4.79)	1.46
Other Current Financial Liabilities	5.42	21.16
Current Provisions (Employee benifit obligations)	4.70	9.24
Other Current Liabilities	54.66	40.36
Adjustments for (increase) / decrease in operating assets:		
Trade Receivables	45.08	(4.65)
Inventories	139.65	(94.73)
Other Non Current Financial Assets	12.49	(3.30)
Other Non Current Assets	28.08	(23.87)
Other Current Financial Assets	0.92	(0.38)
Other Current Assets	1.35	(41.83)
	77.05	**(19.13)**
Cash Generated from Operations	**1,364.72**	**1,192.03**
Net income tax paid	(182.63)	(189.46)
Net Cash generated from Operating Activities (A)	**1,182.09**	**1,002.57**
B. CASH FLOWS FROM INVESTING ACTIVITIES		
Purchase of Property, Plant and Equipments	(94.03)	(1,507.43)
Proceeds from disposal of Property, Plant and Equipments	29.64	17.62
Proceeds from disposal of investments	(1,089.75)	(505.77)
Purchase of investments	1,329.94	1,152.11
Net cash outflow on account of conslodidation	-	(137.03)
Interest received from Bank	0.86	0.84
Interest income on deposit and ICD	5.03	3.45
Proceeds from bank Deposit	1.41	(1.63)
Net Cash used in Investing Activities (B)	**183.10**	**(977.84)**

CONSOLIDATED STATEMENT OF CASH FLOWS

FOR THE YEAR ENDED ON 31ST MARCH, 2021

₹ In Lacs

PARTICULARS	YEAR ENDED 31ST MARCH, 2021	YEAR ENDED 31ST MARCH, 2020
C. CASH FLOWS FROM FINANCING ACTIVITIES		
Proceeds from non current borrowings	129.91	(14.38)
Repayment of non current borrowings	(903.83)	-
Net (decrease) / increase in working capital borrowings	(468.76)	307.11
Interest Paid	(107.34)	(147.27)
Lease liabilities	(4.16)	63.64
Dividend Paid	-	(184.52)
Tax on Dividend Paid	-	(37.92)
Net Cash used in Financing Activities (C)	**(1,354.18)**	**(13.34)**
Net increase / (decrease) in Cash & Cash Equivalents (A+B+C)	**11.01**	**11.39**
Cash and Cash Equivalents at the beginning of the year	62.71	50.89
Effect of exchange rate changes on balance of foreign currency Cash and cash equivalents	0.03	0.43
Cash and Cash Equivalents at the end of the year	**73.75**	**62.71**
Reconciliation of Cash and cash equivalents with the Balance Sheet:		
Cash and cash equivalents as per Balance Sheet (Refer Note 13)	89.40	79.77
Less: Unpaid dividend Accounts	15.65	17.06
Less: Bank balances not considered as Cash and cash equivalents (as defined in Ind AS 7 Statements of Cash Flows)	-	-
Net Cash and cash equivalents (as defined in Ind AS 7 Statements of Cash Flows) (included in Note 13)	73.75	62.71
Cash and cash equivalents at the end of the year comprises of		
(a) Cash on hand	4.51	5.88
(b) Cheques/Drafts on hand	2.61	10.51
(c) Balances with Banks	-	
(i) In Current Accounts	54.55	36.14
(ii) In Bank Accounts	12.08	10.18
	73.75	**62.71**

Note :

1 The Cash Flow Statement has been prepared under the Indirect method as set out in Ind AS 7 on Cash Flow Statements notified under Section 133 of The Companies Act 2013, read together with Paragraph 7 of the Companies (Indian Accounting Standard) Rules 2015 (as ammended).

2 Cash and cash equivalents includes ₹ 15.65 Lacs (P.Y. 17.06 Lacs) in earmarked account balances with banks which can be utilised only for the specific identified purposes.

See accompanying notes forming part of the financial statements

In terms of our report attached
For Shah & Shah Associates
Chartered Accountants
Firm Registration No. - 113742W
Sunil K Dave
Partner
Membership No. - 047236

Place: Ahmedabad
Date : 18th May, 2021

For and on behalf of the Board of Directors of
Shilp Gravures Limited

Ambar J. Patel
Managing Director
DIN No. - 00050042

Shailesh C Desai
Director
DIN No. - 00169595

Amit Agrawal
Chief Financial Officer

Roshan Shah
Chief Executive Officer

Bharat Patel
Company Secretary

Place : Rakanpur
Date : 18th May, 2021

CONSOLIDATED NOTES TO FINANCIAL STATEMENTS

1. Corporate Information

The financial statements comprise of financial statements of Shilp Gravures Limited ('the Company') and its subsidiary namely Etone India Pvt. Ltd. (collectively 'the Group') for the year ended March 31, 2021. The Company is a public company domiciled in India and is incorporated under the provisions of the Companies Act applicable in India. . The registered office of the company is located at 778/6, Pramukh Industrial Estate, Sola-Santej Road, Rakanpur, Tal. Kalol, Gandhinagar - 382722, Gujarat, India. The Group is engaged in engraving of rollers using three different engraving technologies i.e. electronic, laser and chemical etching. The engraved rollers are used in printing and packaging industries.

The consolidated financial statements were authorised for issue in accordance with a resolution of the directors on May 18, 2021.

2. Basis of preparation and consolidation

2.1 Basis of preparation

The consolidated financial statements of the Group have been prepared in accordance with Indian Accounting Standards (Ind AS) notified under the Companies (Indian Accounting Standards) Rules, 2015 (as amended) read with section 133 of Companies Act, 2013 and presentation requirements of Division II of schedule III to the Companies Act, 2013, on the historical cost basis, on the accrual basis of accounting except for certain financial instruments that are measured at fair values, as explained in the accounting policies below.

Accounting policies have been consistently applied except where a newly issued accounting standard is initially adopted or a revision to the existing accounting standard requires a change in the accounting policy hitherto in use.

The consolidated financial statements are presented in INR and all values are rounded to the nearest lacs (INR 00,000), except when otherwise indicated.

2.2 Basis of consolidation

The consolidated financial statements comprise the financial statements of the Company and its subsidiaries as at March 31, 2021. Control is achieved when the Group is exposed, or has rights, to variable returns from its involvement with the investee and has the ability to affect those returns through its power over the investee. Specifically, the Group controls an investee if and only if the Group has:

- Power over the investee (i.e. existing rights that give it the current ability to direct the relevant activities of the investee)
- Exposure, or rights, to variable returns from its involvement with the investee, and
- The ability to use its power over the investee to affect its returns

Generally, there is a presumption that a majority of voting rights result in control. To support this presumption and when the Group has less than a majority of the voting or similar rights of an investee, the Group considers all relevant facts and circumstances in assessing whether it has power over an investee, including:

- The contractual arrangement with the other vote holders of the investee
- Rights arising from other contractual arrangements
- The Group's voting rights and potential voting rights
- The size of the group's holding of voting rights relative to the size and dispersion of the holdings of the other voting rights holders

The Group re-assesses whether or not it controls an investee if facts and circumstances indicate that there are changes to one or more of the three elements of control. Consolidation of a subsidiary begins when the Group obtains control over the subsidiary and ceases when the Group loses control of the subsidiary. Assets, liabilities, income and expenses of a subsidiary acquired or disposed of during the year are included in the consolidated financial statements from the date the Group gains control until the date the Group ceases to control the subsidiary.

Consolidated financial statements are prepared using uniform accounting policies for like transactions and other events in similar circumstances. If a member of the group uses accounting policies other than those adopted in the consolidated financial statements for like transactions and events in similar circumstances, appropriate adjustments are made to that group member's financial statements in preparing the consolidated financial statements to ensure conformity with the group's accounting policies.

CONSOLIDATED NOTES TO FINANCIAL STATEMENTS

The financial statements of all entities used for the purpose of consolidation are drawn up to same reporting date as that of the parent company, i.e., year ended on March 31, 2021. When the end of the reporting period of the parent is different from that of a subsidiary, the subsidiary prepares, for consolidation purposes, additional financial information as of the same date as the financial statements of the parent to enable the parent to consolidate the financial information of the subsidiary, unless it is impracticable to do so.

2.3 Consolidation procedure:

(a) Combine like items of assets, liabilities, equity, income, expenses and cash flows of the parent with those of its subsidiaries. For this purpose, income and expenses of the subsidiary are based on the amounts of the assets and liabilities recognised in the consolidated financial statements at the acquisition date.

(b) Offset (eliminate) the carrying amount of the parent's investment in subsidiary and the parent's portion of equity of subsidiary. Business combinations policy explains how to account for any related goodwill.

(c) Eliminate in full intragroup assets and liabilities, equity, income, expenses and cash flows relating to transactions between entities of the group (profits or losses resulting from intragroup transactions that are recognised in assets, such as inventory and fixed assets, are eliminated in full). Intragroup losses may indicate an impairment that requires recognition in the consolidated financial statements. Ind AS 12 Income Taxes applies to temporary differences that arise from the elimination of profits and losses resulting from intragroup transactions.

Profit or loss and each component of other comprehensive income (OCI) are attributed to the equity holders of the parent of the Group and to the non-controlling interests, even if this results in the non-controlling interests having a deficit balance. When necessary adjustments are made to the financial statements of subsidiary to bring their accounting policies into line with the Group's accounting policies. All intra-group assets and liabilities, equity, income, expenses and cash flows relating to transactions between members of the Group are eliminated in full on consolidation.

A change in the ownership interest of a subsidiary, without a loss of control, is accounted for as an equity transaction. If the Group loses control over a subsidiary, it:

- Derecognises the assets (including goodwill) and liabilities of the subsidiary
- Derecognises the carrying amount of any non-controlling interests
- Derecognises the cumulative translation differences recorded in equity
- Recognises the fair value of the consideration received
- Recognises the fair value of any investment retained
- Recognises any surplus or deficit in profit or loss
- Reclassifies the parent's share of components previously recognised in OCI to profit or loss or retained earnings, as appropriate, as would be required if the Group had directly disposed of the related assets or liabilities

2.4 Business combinations and goodwill

Business combinations are accounted for using the acquisition method. The cost of an acquisition is measured as the aggregate of the consideration transferred measured at acquisition date fair value and the amount of any non-controlling interests in the acquiree. For each business combination, the Group elects whether to measure the non-controlling interests in the acquiree at fair value or at the proportionate share of the acquiree's identifiable net assets. Acquisition-related costs are expensed as incurred.

At the acquisition date, the identifiable assets acquired and the liabilities assumed are recognised at their acquisition date fair values. For this purpose, the liabilities assumed include contingent liabilities representing present obligation and they are measured at their acquisition fair values irrespective of the fact that outflow of resources embodying economic benefits is not probable. However, the following assets and liabilities acquired in a business combination are measured at the basis indicated below:

- Deferred tax assets or liabilities, and the assets or liabilities related to employee benefit arrangements are recognised and measured in accordance with Ind AS 12 Income Tax and Ind AS 19 Employee Benefits respectively.

CONSOLIDATED NOTES TO FINANCIAL STATEMENTS

- Liabilities or equity instruments related to share based payment arrangements of the acquiree or share – based payments arrangements of the Group entered into to replace share-based payment arrangements of the acquiree are measured in accordance with Ind AS 102 Share-based Payments at the acquisition date.
- Assets (or disposal groups) that are classified as held for sale in accordance with Ind AS 105 Non-current Assets Held for Sale and Discontinued Operations are measured in accordance with that standard.
- Reacquired rights are measured at a value determined on the basis of the remaining contractual term of the related contract. Such valuation does not consider potential renewal of the reacquired right.

When the Group acquires a business, it assesses the financial assets and liabilities assumed for appropriate classification and designation in accordance with the contractual terms, economic circumstances and pertinent conditions as at the acquisition date. This includes the separation of embedded derivatives in host contracts by the acquiree.

If the business combination is achieved in stages, any previously held equity interest is re-measured at its acquisition date fair value and any resulting gain or loss is recognised in profit or loss or OCI, as appropriate.

Any contingent consideration to be transferred by the acquirer is recognised at fair value at the acquisition date. Contingent consideration classified as an asset or liability that is a financial instrument and within the scope of Ind AS 109 Financial Instruments, is measured at fair value with changes in fair value recognised in profit or loss. If the contingent consideration is not within the scope of Ind AS 109, it is measured in accordance with the appropriate Ind AS. Contingent consideration that is classified as equity is not re-measured at subsequent reporting dates and subsequent its settlement is accounted for within equity.

Goodwill is initially measured at cost, being the excess of the aggregate of the consideration transferred and the amount recognised for non-controlling interests, and any previous interest held, over the net identifiable assets acquired and liabilities assumed. If the fair value of the net assets acquired is in excess of the aggregate consideration transferred, the Group re-assesses whether it has correctly identified all of the assets acquired and all of the liabilities assumed and reviews the procedures used to measure the amounts to be recognised at the acquisition date. If the reassessment still results in an excess of the fair value of net assets acquired over the aggregate consideration transferred, then the gain is recognised in OCI and accumulated in equity as capital reserve. However, if there is no clear evidence of bargain purchase, the entity recognises the gain directly in equity as capital reserve, without routing the same through OCI.

After initial recognition, goodwill is measured at cost less any accumulated impairment losses. For the purpose of impairment testing, goodwill acquired in a business combination is, from the acquisition date, allocated to each of the Group's cash-generating units that are expected to benefit from the combination, irrespective of whether other assets or liabilities of the acquiree are assigned to those units.

A cash generating unit to which goodwill has been allocated is tested for impairment annually, or more frequently when there is an indication that the unit may be impaired. If the recoverable amount of the cash generating unit is less than its carrying amount, the impairment loss is allocated first to reduce the carrying amount of any goodwill allocated to the unit and then to the other assets of the unit pro rata based on the carrying amount of each asset in the unit. Any impairment loss for goodwill is recognised in profit or loss. An impairment loss recognised for goodwill is not reversed in subsequent periods.

Where goodwill has been allocated to a cash-generating unit and part of the operation within that unit is disposed of, the goodwill associated with the disposed operation is included in the carrying amount of the operation when determining the gain or loss on disposal. Goodwill disposed in these circumstances is measured based on the relative values of the disposed operation and the portion of the cash-generating unit retained.

If the initial accounting for a business combination is incomplete by the end of the reporting period in which the combination occurs, the Group reports provisional amounts for the items for which the accounting is incomplete. Those provisional amounts are adjusted through goodwill during the measurement period, or additional assets or liabilities are recognised, to reflect new information obtained about facts and circumstances that existed at the acquisition date that, if known, would have affected the amounts recognized at that date. These adjustments are called as measurement period adjustments. The measurement period does not exceed one year from the acquisition date.

CONSOLIDATED NOTES TO FINANCIAL STATEMENTS

3. Significant Accounting Policies

3.1 Revenue recognition

Revenue from sale of goods and services is measured at the fair value of the consideration received or receivable, net of estimated customer returns, rebates and other similar allowances.

Sale of goods

Revenue from the sale of goods is recognised the significant risks and rewards of ownership of the goods have passed to the buyer, usually on delivery of the goods and it is probable that the economic benefits associated with the transaction will flow to the Group

Rendering of services

Revenue from rendering of services recognised when services are rendered and related cost are incurred.

Dividend and interest income

Dividend income from investments is recognised when the shareholder's right to receive payment has been established (provided that it is probable that the economic benefits will flow to the Group and the amount of income can be measured reliably).

Interest income from a financial asset is recognised when it is probable that the economic benefits will flow to the Group and the amount of income can be measured reliably. Interest income is accrued on a time basis.

3.2 Foreign currencies

In preparing the consolidated financial statements, transactions in currencies other than the entity's functional currency are recognised at the rates of exchange prevailing at the dates of the transactions. At the end of each reporting period, monetary items denominated in foreign currencies are retranslated at the rates prevailing at that date. Non-monetary items carried at fair value that are denominated in foreign currencies are retranslated at the rates prevailing at the date when the fair value was determined. Non-monetary items that are measured in terms of historical cost in a foreign currency are not retranslated.

Exchange differences on monetary items are recognised in profit or loss in the period in which they arise.

3.3 Borrowing costs

Borrowing costs directly attributable to the acquisition, construction or production of qualifying assets, which are assets that necessarily take a substantial period of time to get ready for their intended use or sale, are added to the cost of those assets, until such time as the assets are substantially ready for their intended use or sale.

Interest income earned on the temporary investment of specific borrowings pending their expenditure on qualifying assets is deducted from the borrowing costs eligible for capitalisation.

All other borrowing costs are recognised in profit or loss in the period in which they are incurred.

3.4 Employee benefits

Defined benefit plans

The Group has an obligation towards a defined benefit retirement plan covering eligible employees through Group Gratuity Scheme of Life Insurance Corporation of India. The Group accounts for the liability for the gratuity benefits payable in future based on an independent actuarial valuation carried out using Projected Unit Credit Method considering discounting rate relevant to Government Securities at the Balance Sheet Date.

Defined benefit costs in the nature of current and past service cost and net interest expense or income are recognized in the statement of profit and loss in the period in which they occur. Actuarial gains and losses on measurement is reflected immediately in the balance sheet with a charge or credit recognized in other comprehensive income in the period in which they occur and is reflected immediately in retained earnings and not reclassified to profit or loss. Past service cost is recognized in profit and loss in the period of a plan amendment.

CONSOLIDATED NOTES TO FINANCIAL STATEMENTS

Defined Contribution plan

The Group recognize contribution payable to a defined contribution plan as an expenses in the Statement of profit and loss when the employee render services to the Group during the reporting period.

Compensated Absences

Provisions for Compensated Absences and its classifications between current and non-current liabilities are based on independent actuarial valuation. The actuarial valuation is done as per the projected unit credit method as at the reporting date.

Short term employee benefits:

They are recognized at an undiscounted amount in the Statement of Profit and Loss for the year in which the related services are rendered.

3.5 Taxation

Income tax expense represents the sum of the tax currently payable and deferred tax. Current and deferred tax are recognised in profit or loss, except when they relate to items that are recognised in other comprehensive income or directly in equity, in which case, the current and deferred tax are also recognised in other comprehensive income or directly in equity respectively.

Current tax

The tax currently payable is based on taxable profit for the year. Taxable profit differs from 'profit before tax' as reported in the statement of profit and loss because of items of income or expense that are taxable or deductible in other years and items that are never taxable or deductible. The Group's current tax is calculated using tax rates that have been enacted or substantially enacted by end of reporting periods.

Deferred tax

Deferred tax is recognised on temporary differences between the carrying amounts of assets and liabilities in the consolidated financial statements and the corresponding tax bases used in the computation of taxable profit. Deferred tax liabilities are generally recognised for all taxable temporary differences. Deferred tax assets are generally recognised for all deductible temporary differences to the extent that it is probable that taxable profits will be available against which those deductible temporary differences can be utilised. Such deferred tax assets and liabilities are not recognised if the temporary difference arises from the initial recognition of assets and liabilities in a transaction that affects neither the taxable profit nor the accounting profit.

The carrying amount of deferred tax assets is reviewed at the end of each reporting period and reduced to the extent that it is no longer probable that sufficient taxable profits will be available to allow all or part of the asset to be recovered.

Deferred tax liabilities and assets are measured at the tax rates that are expected to apply in the period in which the liability is settled or the asset realised, based on tax rates that have been enacted or substantively enacted by the end of the reporting period.

The measurement of deferred tax liabilities and assets reflects the tax consequences that would follow from the manner in which the Group expects, at the end of the reporting period, to recover or settle the carrying amount of its assets and liabilities.

3.6 Property, plant and equipment

Land and buildings held for use in the production or supply of goods or services, or for administrative purposes, are stated in the balance sheet at cost less accumulated depreciation and accumulated impairment losses.

Properties in the course of construction for production, supply or administrative purposes are carried at cost, less any recognised impairment loss. Cost includes professional fees for qualifying assets, borrowing costs capitalised in accordance with the Group's accounting policy. Such properties are classified to the appropriate categories of property, plant and equipment when completed and ready for intended use. Depreciation of these assets, on the same basis as other property assets, commences when the assets are ready for their intended use.

CONSOLIDATED NOTES TO FINANCIAL STATEMENTS

Freehold land is not depreciated.

Fixtures and equipment are stated at cost less accumulated depreciation and accumulated impairment losses.

Depreciation is recognised so as to write off the cost of assets (other than freehold land & properties under construction) less their residual values over their useful lives, as indicated in the Companies Act, 2013, using the straight-line method. The estimated useful lives, residual values and depreciation method are reviewed at the end of each reporting period, with the effect of any changes in estimate accounted for on a prospective basis.

An item of property, plant and equipment is derecognised upon disposal or when no future economic benefits are expected to arise from the continued use of the asset. Any gain or loss arising on the disposal or retirement of an item of property, plant and equipment is determined as the difference between the sales proceeds and the carrying amount of the asset and is recognised in profit or loss.

For transition to Ind AS, the Group has elected to continue with the carrying value of all of its property, plant and equipment recognised as of April 1, 2016 (transition date) measured as per the previous GAAP and use that carrying value as its deemed cost as of the transition date.

3.7 Impairment of tangible and intangible assets (other than goodwill)

At the end of each reporting period, the Group reviews the carrying amounts of its tangible and intangible assets to determine whether there is any indication that those assets have suffered an impairment loss. If any such indication exists, the recoverable amount of the asset is estimated in order to determine the extent of the impairment loss (if any). W(ablm)0.5 (t ofor rch indii (een the sor

Tj2034.72.205TJEMC 3..1i36 9or lo/Tc -0.01 Tw /Span&ActualEFF0009-0.8TJEMC[Tj2034.70.824TJEMC

CONSOLIDATED NOTES TO FINANCIAL STATEMENTS

When discounting is used, the increase in the provision due to the passage of time is recognised as a finance cost.

When the Group expects some or all of a provision to be reimbursed, for example, under an insurance contract, the reimbursement is recognised as a separate asset, but only when the reimbursement is virtually certain. The expense relating to a provision is presented in the statement of profit and loss net of any reimbursement.

Contingent liabilities are not recognised but are disclosed in the notes.

Contingent assets are not recognised but are disclosed in the notes where an inflow of economic benefits is probable.

3.10 Financial Instruments

Financial assets and financial liabilities are recognised when an entity becomes a party to the contractual provisions of the instruments.

Financial assets and financial liabilities are initially measured at fair value. Transaction costs that are directly attributable to the acquisition or issue of financial assets and financial liabilities (other than financial assets and financial liabilities at fair value through profit or loss) are added to or deducted from the fair value of the financial assets or financial liabilities, as appropriate, on initial recognition. Transaction costs directly attributable to the acquisition of financial assets or financial liabilities at fair value through profit or loss are recognised immediately in profit or loss.

3.11 Financial assets

Initial recognition and measurement

Financial assets are recognized when the Group becomes a party to the contractual provisions of the instrument. On initial recognition, a financial asset is recognized at fair value. In case of financial assets which are recognized at fair value through profit and loss (FVTPL), its transaction costs are recognized in the Statement of Profit and loss. In other cases, the transaction costs are attributed to the acquisition value of the financial asset.

Subsequent measurement

All recognised financial assets are subsequently measured in their entirety at either amortised cost or fair value, depending on the classification of the financial assets.

Effective interest method

The effective interest method is a method of calculating the amortized cost of a debt instrument and of allocating interest income over the relevant period. The effective interest rate is the rate that exactly discounts estimated future cash receipts (including all fees and transaction costs and other premiums or discounts) through the expected life of the debt instrument, or, where appropriate, a shorter period, to the net carrying amount on initial recognition. Income is recognized on an effective interest basis for debt instruments other than those financial assets classified as a FVTPL. Interest income is recognized in profit or loss and is included in the "Other Income" line item.

Classification of financial assets:

Financial assets measured at amortized cost

A financial asset is measured at the amortized cost if both the following conditions are met:

a) The Group's business model objective for managing the financial asset is to hold financial assets in order to collect contractual cash flows, and

b) The Contractual terms of the financial asset give rise on specified dates to cash flows that are solely payments of principal and interest on the principal amount outstanding.

This category applies to cash and bank balances, trade receivables, loans and other financial assets of the Group. Such financial assets are subsequently measured at amortized cost using the effective interest method.

The amortized cost of a financial asset is also adjusted for loss allowances, if any.

CONSOLIDATED NOTES TO FINANCIAL STATEMENTS

Financial assets measured at FVTOCI

A financial asset is measured at FVTOCI if both of the following conditions are met:

a) The Group's business model objective for managing the financial asset is achieved both by collecting contractual cash flows and selling the financial assets, and

b) The contractual terms of the financial asset give rise on specified dates to cash flows that are solely payments of principal and interest on the principal on the principal amount outstanding.

Financial assets measured at FVTPL

A financial asset is measured at FVTPL unless it is measured at amortized cost or at FVTOCI as explained above.

This is a residual category applied to all other investments of the Group. Such financial assets are subsequently measured at fair value at each reporting date. Fair value changes are recognized in the Statement of Profit and Loss. Dividend Income on the investments in equity instruments are recognized as `other income' in the Statement of Profit and Loss.

Foreign exchange gains and losses

The fair value of financial assets denominated in a foreign currency is determined in that foreign currency and translated at the spot rate at the end of each reporting period. For foreign currency denominated financial assets measured at amortized cost and FVTPL, the exchange differences are recognized in profit or loss except for those which are designated as hedging instruments in a hedging relationship.

Derecognition

A financial asset (or, where applicable, a part of a financial asset or part of group of similar financial assets) is derecognized (i.e. removed from the Group's Balance Sheet) when any of the following occurs:

a) The contractual rights to cash flows from the financial assets expires,

b) The Group transfers its contractual rights to receive cash flows of the financial asset and has substantially transferred all the risks and rewards of ownership of the financial asset;

c) The Group retains the contractual rights to receive cash flows but assumes a contractual obligation to pay the cash flows without material delay to one or more recipients under a 'pass through' arrangement (thereby substantially transferring all the risks and rewards of ownership of the financial asset);

d) The Group neither transfer nor retains substantially all risk and rewards of ownership and does not retain control over the financial assets.

In cases where Group has neither transferred nor retained substantially all of the risks and rewards of the financial asset, but retains control of the financial asset, the Group continues to recognize such financial asset to the extent of its continuing involvement in the financial asset; in that case, the Group also recognizes an associated liability.

The financial asset and the associated liability are measured on a basis that reflects the rights and obligations that the Group has retained.

On derecognition of a financial asset, the difference between the asset's carrying amount and the sum of the consideration received and receivable and the cumulative gain or loss that had been recognized in other comprehensive income and accumulated in equity is recognized in profit or loss if such gain or loss would have otherwise been recognized in profit or loss on disposal of that financial asset.

Impairment of financial assets

The Group applies expected credit losses (ECL) model for recognizing impairment loss on financial assets measured at amortized cost and trade receivables. In case of trade receivables, the Group follows a simplified approach wherein an amount equal to lifetime ECL is measured and recognized as loss allowance. For the purpose of measuring lifetime expected credit loss, for trade receivables, the Group has used a practical expedient as permitted under Ind AS 109. The expected credit loss allowance is computed based on a provision matrix which takes in to account historical credit loss experience and adjusted for forward looking information. For recognition of impairment loss on other financial assets and risk exposure, the

CONSOLIDATED NOTES TO FINANCIAL STATEMENTS

Group determines whether there has been a significant increase in the credit risk since initial recognition. If the credit risk has not increased significantly, 12 month ECL is used to provide for impairment loss. However, if the credit risk has increased significantly, then the impairment loss is provided based on lifetime ECL. Subsequently, if the credit quality of the financial asset improves such that there is no longer a significant increase in credit risk since initial recognition, the Group reverts to recognizing impairment loss allowance based on 12-month ECL. ECL impairment loss allowance (or reversal) recognized during the period is recognized as income / expenses in the Statement of profit and loss under the head 'Other expense'.

3.12 Financial liabilities and equity instruments

Debt and Equity Instruments:

Debt and equity instruments issued by the Group are classified as either financial liabilities or as equity in accordance with the substance of the contractual arrangements and the definitions of a financial liability and an equity instruments.

Equity instruments:

An equity instruments is any contract that evidences a residual interest in the assets of an entity after deducting all of its liabilities, Equity instruments issued by the Group are recognised at the proceeds received, not of direct issue costs.

Financial Liabilities:

Initial recognition and measurement

Financial liabilities are recognised when the Group becomes a party to the contractual provisions of the instrument. Financial liabilities are initially measured at fair value.

Subsequent measurement

Financial liabilities are subsequently measured at amortised cost using the effective interest rate method. Financial liabilities carried at fair value through profit or loss are measured at fair value with all changes in fair value recognised in the Statement of Profit and Loss.

Financial liabilities at FVTPL

A financial liability may be designated as at FVTPL upon initial recognition if:

- such designation eliminates or significantly reduces a measurement or recognition inconsistency that would otherwise arise;
- the financial liability whose performance is evaluated on a fair value basis, in accordance with the Group's documented risk management;

Financial liabilities at FVTPL are stated at fair value, with any gains or losses arising on remeasurement recognised in profit or loss. The net gain or loss recognised in profit or loss incorporates any interest paid on the financial liability.

Foreign exchange gains and losses

For financial liabilities that are denominated in a foreign currency and are measured at amortised cost at the end of each reporting period, the foreign exchange gains and losses are determined based on the amortised cost of the instruments and are recognised in profit or loss.

The fair value of financial liabilities denominated in a foreign currency is determined in that foreign currency and translated at the closing rate at the end of the reporting period. For financial liabilities that are measured as at FVTPL, the foreign exchange component forms part of the fair value gains or losses and is recognised in profit or loss.

Derecognition of financial liabilities

A financial liability is derecognised when the obligation under the liability is discharged or cancelled or expires. When an existing financial liability is replaced by another from the same lender on substantially different terms, or the terms of an existing liability are substantially modified, such an exchange or modification is treated as the derecognition of the original liability and the recognition of a new liability. The difference between the carrying amount of the financial liability derecognized and the consideration paid is recognized in the Statement of Profit and Loss.

3.13 Leases

Effective 1st April, 2019, the Group has adopted Ind AS 116 – Leases and applied the standard to all leases contracts existing on 1st April, 2019 using the modified retrospective method. Refer note 49 for details on transition to Ind AS 116 Leases.

At inception of a contract, the Group assesses whether a contract is, or contains, a lease. A contract is or contains a lease if the contract conveys the right to control the use of an identified asset for a period of time in exchange for consideration.

The Group recognizes a right-of-use assets and a lease liability at the lease commencement date. The right-of-use asset is initially measured at cost, which comprises the initial amount of the lease liability adjusted for any lease payments made at or before the commencement date, plus any initial direct costs incurred and an estimate of costs to dismantle and remove the underlying asset or to restore the underlying asset or the site on which it is located, less any lease incentives received.

The right-of-use asset is subsequently depreciated using the straight-line method from the commencement date to the earlier of the end of the useful life of the right-of-use asset or the end of the lease term. The estimated useful lives of right-of-use assets are determined on the same basis as those of property and equipment. In addition, the right-of-use asset is periodically reduced by impairment losses, if any, and adjusted for certain re-measurements of the lease liability.

The lease liability is initially measured at the present value of the lease payments that are not paid at the commencement date, discounted using the interest rate implicit in the lease or, if that rate cannot be readily determined, Group's incremental borrowing rate. Generally, the Group uses its incremental borrowing rate as the discount rate.

The lease liability is measured at amortised cost using the effective interest method. It is remeasured when there is a change in future lease payments arising from change in an index or rate, if there is a change in the Group's estimate of the amount expected to be payable under a residual value guarantee, or if Group changes its assessment of whether it will exercise a purchase, extension or termination option.

When the lease liability is remeasured in this way, a corresponding adjustment is made to the carrying amount of the right-of-use asset, or is recorded in profit or loss if the carrying amount of the right-of-use asset has been reduced to zero.

The Group presents right-of-use assets that do not meet the definition of investment property in 'property, plant and equipment' and lease liabilities in 'loans and borrowings' in the statement of financial position.

Short-term leases and leases of low-value assets

The Group has elected not to recognize right-of-use assets and lease liabilities for short-term leases of real estate properties that have a lease term of 12 months. The Group recognizes the lease payments associated with these leases as an expense on a straight-line basis over the lease term.

3.14 Segment Reporting

Operating segments are reported in a manner consistent with the internal reporting provided to the Chief Operating Decision Maker (CODM) of the Group. The CODM is responsible for allocating resources and assessing performance of the operating segments of the Group.

3.15 Fair Value

The Group measures financial instruments at fair value in accordance with the accounting policies mentioned above. Fair value is the price that would be received to sell an asset or paid to transfer a liability in an orderly transaction between market participants at the measurement date. The fair value measurement is based on the presumption that the transaction to sell the asset or transfer the liability takes place either;

- In the principal market for the asset or liability, or
- In the absence of a principal market, in the most advantageous market for the asset or liability

All assets and liabilities for which fair value is measured or disclosed in the consolidated financial statements are categorized within the fair value hierarchy that categorized into three levels, described as follows, the inputs to valuation techniques used to measure value. The fair value hierarchy gives the highest priority to quoted prices in active markets for Identical assets or liabilities (Level 1 inputs) and the lowest priority to unobservable inputs (Level 3 inputs).

Level 1 – quoted (unadjusted) market prices in active markets for identical assets or Liabilities.

Level 2 – inputs other than quoted prices included within Level 1 that are observable for the asset or liability, either directly or indirectly.

Level 3 – inputs that are unobservable for the asset or liability.

CONSOLIDATED NOTES TO FINANCIAL STATEMENTS

For assets and liabilities that are recognized in the consolidated financial statements at fair value on a recurring basis, the Group determines whether transfers have occurred between levels in the hierarchy by re-assessing categorized at the end of each reporting period and discloses the same.

3.16 Earnings Per Share

Basic earnings per share are computed by dividing the profit after tax by the weighted average number of equity shares outstanding during the year. Diluted earnings per share is computed by dividing the profit after tax as adjusted for the effects of dividend interest and other charges relating to the dilutive potential equity shares by weighted average number of shares plus dilutive potential equity shares.

3.17 Investments in subsidiaries, associates and joint ventures

The Investments in subsidiaries, associates and joint ventures are carried in these consolidated financial statements at historical 'cost', except when the investment, or a portion thereof, is classified as held for sale, in which case it is accounted for as Non-current assets held for sale and discontinued operations. Where the carrying amount of an investment in greater than its estimated recoverable amount, it is written down immediately to its recoverable amount and the difference is transferred to the statement of Profit and Loss. On disposal of investment, the difference between the net disposal proceeds and the carrying amount is charges or credited to the Statement of Profit and Loss.

3.18 Significant accounting judgments, estimates and assumptions

Significant accounting judgements

The application of the Group's accounting policies in the preparation of the Group's consolidated financial statements requires management to make judgements, estimates and assumptions that affect the reported amounts of revenues, expenses, assets and liabilities, and the grouping disclosures, and the disclosure of contingent liabilities. The estimates and assumptions are based on historical experience and other factors that are considered to be relevant. The estimates and underlying assumptions are reviewed on an on-going basis and any revisions thereto are recognized in the period in which they are revised or in the period of revision and future periods if the revision affects both the current and future periods. Actual results may differ from these estimates which could result in outcomes that require a material adjustment to the carrying amount of assets or liabilities affected in future periods.

Estimates and assumptions

The key assumptions concerning the future and other key sources of estimation uncertainty at the reporting date, that have a significant risk of causing a material adjustment to the carrying amounts of assets and liabilities within the next financial year, are described below. Existing circumstances and assumptions about future developments may change due to market changes or circumstances arising that are beyond the control of the Group. Such changes are reflected in the assumptions when they occur.

(a) Fair value measurement of financial instruments

When the fair value of financial assets and financial liabilities recorded in the balance sheet cannot be measured based on quoted prices in active markets, their fair value is measured using ECL model. The inputs to these models are taken from observable markets where possible, but where this is not feasible, a degree of judgement is required in establishing fair values. Judgements include considerations of inputs such as liquidity risk, credit risk and volatility. Changes in assumptions about these factors could affect the reported fair value of financial instruments.

(b) Defined benefit plans (gratuity benefits)

The cost of the defined benefit gratuity plan and the present value of the gratuity obligation are determined using actuarial valuations. An actuarial valuation involves making various assumptions that may differ from actual developments in the future. These include the determination of the discount rate, future salary increases and mortality rates. Due to the complexities involved in the valuation and its long-term nature, a defined benefit obligation is highly sensitive to changes in these assumptions. All assumptions are reviewed at each reporting date.

(c) Provisions and Contingent Liabilities

Provisions are recognised when the Group has a present obligation (legal or constructive) as a result of a past event, it is probable that an outflow of resources embodying economic benefits will be required to settle the obligation and a reliable estimate can be made of the amount of the obligation. These are reviewed at each Balance Sheet date and adjusted to reflect the current best estimate. Contingent liabilities are not recognised in the consolidated financial statements. The policy for the same has been explained above in note 3.4.

CONSOLIDATED NOTES TO FINANCIAL STATEMENTS

4 PROPERTY, PLANT AND EQUIPMENT

₹ In Lacs

Particulars	Tangible Assets							
	Freehold Land	Buildings	Plant and Machineries	Windmills	Furniture and Fixtures	Vehicles	Office Equipments and Computers	Total
Cost - As at April 1, 2020	**558.24**	**826.88**	**4,539.54**	**1,019.44**	**87.76**	**185.26**	**287.53**	**7,504.63**
Additions	-	0.32	141.49	-	0.15	8.01	6.64	156.60
Disposals	-	-	(99.13)	-	-	(7.50)	(0.04)	(106.67)
Cost - As at March 31, 2021	**558.24**	**827.20**	**4,581.90**	**1,019.44**	**87.91**	**185.77**	**294.13**	**7,554.56**
Accumulated Depreciation - As at April 1, 2020	**-**	**(120.80)**	**(1,878.77)**	**(232.28)**	**(26.06)**	**(44.11)**	**(155.74)**	**(2,457.73)**
Depreciation for the year	-	(35.89)	(350.00)	(58.06)	(8.91)	(22.74)	(57.07)	(532.66)
Eliminated on Disposal of Assets	-	-	83.28	-	-	5.76	-	89.05
Accumulated Depreciation - As at March 31, 2021	**-**	**(156.69)**	**(2,145.48)**	**(290.34)**	**(34.97)**	**(61.08)**	**(212.81)**	**(2,901.34)**
Net Block - As at April 1, 2020	**558.24**	**706.08**	**2,660.77**	**787.16**	**61.70**	**141.15**	**131.79**	**5,046.90**
Net Block - As at March 31, 2021	**558.24**	**670.51**	**2,436.42**	**729.10**	**52.94**	**124.69**	**81.32**	**4,653.22**

For the year 2019-20

Particulars	Tangible Assets							
	Freehold Land	Buildings	Plant and Machineries	Windmills	Furniture and Fixtures	Vehicles	Office Equipments and Computers	Total
Cost - As at April 1, 2019	**142.98**	**740.68**	**3,788.08**	**1,019.44**	**51.64**	**187.49**	**201.88**	**6,132.19**
Additions (refer below note -3)	432.98	86.20	759.56	-	36.12	17.56	96.25	1,428.67
Disposals	(17.72)	-	(8.10)	-	-	(19.80)	(10.60)	(56.22)
Cost - As at March 31, 2020	**558.24**	**826.88**	**4,539.54**	**1,019.44**	**87.76**	**185.26**	**287.53**	**7,504.63**
Accumulated Depreciation - As at April 1, 2019	**-**	**(86.71)**	**(1,461.57)**	**(174.21)**	**(18.60)**	**(27.60)**	**(102.45)**	**(1,871.14)**
Depreciation for the year	-	(34.09)	(423.20)	(58.07)	(7.46)	(23.38)	(60.72)	(606.92)
Eliminated on Disposal of Assets	-	-	6.00	-	-	6.87	7.43	20.33
Accumulated Depreciation - As at March 31, 2020	**-**	**(120.80)**	**(1,878.77)**	**(232.28)**	**(26.06)**	**(44.11)**	**(155.75)**	**(2,457.73)**
Net Block - As at April 1, 2019	**142.98**	**653.97**	**2,326.51**	**845.23**	**33.04**	**159.89**	**99.42**	**4,261.05**
Net Block - As at March 31, 2020	**558.24**	**706.08**	**2,660.78**	**787.16**	**61.70**	**141.13**	**131.81**	**5,046.90**

1. Plant and Machinery includes softwares being an integral part of plant and machinery
2. For charges created on the aforesaid assets. (Refer note 18 & 25)
3. Addition included WDV of subsidiary.

CONSOLIDATED NOTES TO FINANCIAL STATEMENTS

5 NON - CURRENT RIGHT-OF-USE ASSETS

PARTICULARS	AS AT 31ST MARCH, 2021 (₹ in Lacs)	AS AT 31ST MARCH, 2020 (₹ in Lacs)
Gross Block:		
Balance at the beginning of the year	66.68	-
Additions during the year	-	66.68
Deductions / adjustments during the year	-	-
Balance at the end of the year	**66.68**	**66.68**
Accumulated depreciation:		
Balance at the beginning of the year	6.79	-
Additions during the year	7.42	6.79
Deductions / adjustments during the year	-	-
Balance at the end of the year	**14.21**	**6.79**
Net block	**52.47**	**59.89**

Lease Obligation, interest expense on lease maturity profile of lease obligation and payment of lease obligation are disclosed respectively in lease liabilities (refer note 19 & 24), Finance Costs (refer note 33), Liquidity risk (refer note 39)

6 CAPITAL WORK-IN PROGRESS

PARTICULARS	AS AT 31ST MARCH, 2021 (₹ in Lacs)	AS AT 31ST MARCH, 2020 (₹ in Lacs)
Balance at the beginning of the year	58.29	43.94
Add: Addition during the period	33.13	524.83
Less: Capitalised during the period	91.18	510.48
Balance at the end of the year	**0.24**	**58.29**

7 OTHER NON - CURRENT FINANCIAL ASSETS

PARTICULARS	AS AT 31ST MARCH, 2021 (₹ in Lacs)	AS AT 31ST MARCH, 2020 (₹ in Lacs)
Security deposits	63.71	63.71
VAT Receivable	-	12.49
Total	**63.71**	**76.20**

The fair value of other non current financial assets is not materiality different from carrying value presented.

8 NON - CURRENT TAX ASSETS (NET)

PARTICULARS	AS AT 31ST MARCH, 2021 (₹ in Lacs)	AS AT 31ST MARCH, 2020 (₹ in Lacs)
Advance income tax & TDS (Net of provisions of ₹ 218.72 Lacs) (PY ₹ 112.58 Lacs)	219.20	213.90
	219.20	**213.90**

CONSOLIDATED NOTES TO FINANCIAL STATEMENTS

9 OTHER NON - CURRENT ASSETS

(Unsecured, Considered Good)

PARTICULARS	AS AT 31ST MARCH, 2021 (₹ in Lacs)	AS AT 31ST MARCH, 2020 (₹ in Lacs)
Advances for property, plant and equipment	4.00	20.57
Prepaid expenses	2.26	13.77
Total	**6.26**	**34.34**

10 INVENTORIES

(At lower of Cost or Net Realisable Value)

PARTICULARS	AS AT 31ST MARCH, 2021 (₹ in Lacs)	AS AT 31ST MARCH, 2020 (₹ in Lacs)
Raw materials	465.71	514.04
Packing materials	3.24	3.92
Work-in-progress	134.16	226.12
Finished goods	26.33	17.17
Stores and spares	125.03	132.87
Total	**754.47**	**894.12**

Inventories of ₹ 754.47 Lacs (as at 31st March 2020: ₹ 894.12 Lacs) are hypothecated against working capital facilities from banks. (Refer note - 22)

11 CURRENT INVESTMENTS

PARTICULARS	AS AT 31ST MARCH, 2021 (₹ in Lacs)	AS AT 31ST MARCH, 2020 (₹ in Lacs)
Financial assets carried at fair value throught profit or loss (FVTPL)		
Investments in Mutual Funds - (Quoted at market value) (Refer note - 39(ii))	1,420.18	1,092.78
Total	**1,420.18**	**1,092.78**

12 TRADE RECEIVABLES

PARTICULARS	AS AT 31ST MARCH, 2021 (₹ in Lacs)	AS AT 31ST MARCH, 2020 (₹ in Lacs)
Secured, considered good	-	-
Unsecured, considered good (Refer note - 39(ii))	1,540.70	1,588.52
Unsecured, considered doubtful	25.62	29.28
	1,566.32	**1,617.80**
Less: Allowance for unsecured doubtful debts (Expected Credit Loss Allowance)	(25.62)	(29.28)
Total	**1,540.70**	**1,588.52**

CONSOLIDATED NOTES TO FINANCIAL STATEMENTS

Note: The Company has used a practical expedient by computing the expected credit loss allowance for trade receivable based on a provision matrix. The Provision matrix takes into account historical credit loss experience and adjusted for forward -looking information. The expected credit loss allowance is based on the ageing of the days the receivable are due and the rates as given in the provision matrix. The provision matrix at the end of the reporting periods is as follow.

Ageing	Expected Credit Loss %	
	AS AT 31ST MARCH, 2021	AS AT 31ST MARCH, 2020
Within the credit preiods	0.50%	0.48%
46-90 days	1.08%	0.96%
91-180 days	2.08%	2.03%
181-270 days	15.96%	14.68%
271-360 days	30.51%	21.99%
More than 360 days	25.00%	25.00%

Age of Receivables

PARTICULARS	AS AT 31ST MARCH, 2021 (₹ in Lacs)	AS AT 31ST MARCH, 2020 (₹ in Lacs)
Within the credit preiods	824.65	706.21
46-90 days	434.24	576.29
91-180 days	273.98	263.89
181-270 days	8.66	35.05
271-360 days	14.80	21.61
More than 360 days	9.99	14.75

Movement in the expected credit loss allowances :

PARTICULARS	AS AT 31ST MARCH, 2021 (₹ in Lacs)	AS AT 31ST MARCH, 2020 (₹ in Lacs)
Balance at beginning of the year	29.28	24.36
Movement in expected credit loss allowance (Refer note -29)	(3.66)	4.92
Balance at end of the year	**25.62**	**29.28**

The fair value of trade receivables is not materiality different from carrying value presented.

13 CASH AND CASH EQUIVALENTS

PARTICULARS	AS AT 31ST MARCH, 2021 (₹ in Lacs)	AS AT 31ST MARCH, 2020 (₹ in Lacs)
(A) Cash and Cash Equivalents (refer note - 39(ii))		
Cash on hand	4.51	5.88
Cheques, drafts on hand	2.61	10.51
Balances with banks		
In Current accounts	54.55	36.14
Balance held as margin money (refer below note - (i))	12.08	10.18
Total	**73.75**	**62.71**
(B) Other Balance with Bank (refer note - 39(ii))		
- Earmarked balances with banks (Dividend & BG)	15.65	17.06
	15.65	**17.06**
Total	**89.40**	**79.77**

(i) Bank Deposit of ₹ 12.08 Lacs (as at 31st March 2020: ₹ 10.18 Lacs) out of other balance with bank, has been pledged with bank as a security against bank gurantee.

CONSOLIDATED NOTES TO FINANCIAL STATEMENTS

14 OTHER CURRENT FINANCIAL ASSETS

PARTICULARS	AS AT 31ST MARCH, 2021 (₹ in Lacs)	AS AT 31ST MARCH, 2020 (₹ in Lacs)
Security deposits	1.08	2.58
Interest accrued on fixed deposit	1.45	0.87
Total	**2.53**	**3.45**

The fair value of other current financial assets is not materiality different from carrying value presented.

15 OTHER CURRENT ASSETS

PARTICULARS	AS AT 31ST MARCH, 2021 (₹ in Lacs)	AS AT 31ST MARCH, 2020 (₹ in Lacs)
Advance to suppliers	21.56	15.07
Prepaid expenses	40.23	43.82
Balance with government authority	1.05	1.94
Others	5.18	8.54
Total	**68.02**	**69.37**

16 EQUITY SHARE CAPITAL

PARTICULARS	AS AT 31ST MARCH, 2021		AS AT 31ST MARCH, 2020	
	(NUMBER)	(₹ in Lacs)	(NUMBER)	(₹ in Lacs)
Authorised Share Capital:				
Equity Shares of ₹ 10 each with voting rights	65,00,000	650.00	65,00,000	650.00
Issued, Subscribed and Paid-up:				
Equity Shares of ₹ 10 each fully paid up with voting rights	61,49,800	614.98	61,49,800	614.98
Total	**61,49,800**	**614.98**	**61,49,800**	**614.98**

(i) Reconciliation of the shares outstanding at the beginning and at the end of the reporting period

PARTICULARS	AS AT 31ST MARCH, 2021		AS AT 31ST MARCH, 2020	
	(NUMBER)	(₹ in Lacs)	(NUMBER)	(₹ in Lacs)
Equity Shares with voting rights at the beginning of the year	61,49,800	614.98	61,49,800	614.98
Add: Issued during the year	-	-	-	-
Less: Bought back during the year	-	-	-	-
Equity Shares with voting rights at the end of the year	61,49,800	614.98	61,49,800	614.98

(ii) Terms/Rights attached to equity shares

The Company has only one class of equity shares having a par value of ₹ 10 per share. Each holder of equity share is entitled to one vote per share.

In the event of liquidation of the Company, the holders of equity shares will be entitled to receive remaining assets of the Company, after distribution of all preferential amounts. The distribution will be in proportion to the number of equity shares held by the shareholders.

CONSOLIDATED NOTES TO FINANCIAL STATEMENTS

(iii) Details of shareholders holding more than 5% of equity shares as at the end of the reporting period

NAME OF SHAREHOLDER	AS AT 31ST MARCH, 2021		AS AT 31ST MARCH, 2020	
	NO. OF SHARE HELD	% OF HOLDING	NO. OF SHARE HELD	% OF HOLDING
Baldev Vitthaldas Patel	7,70,756	12.53%	7,70,756	12.53%
Dashrath Vithaldas Patel	3,33,222	5.42%	3,33,222	5.42%
Sumanbhai Vithaldas Patel	3,33,222	5.42%	3,33,222	5.42%
Vishnu Vithaldas Patel	3,33,222	5.42%	3,33,222	5.42%
Gajanan Vamanrao Bhavsar	3,09,410	5.03%	3,09,410	5.03%

17 OTHER EQUITY

PARTICULARS	AS AT 31ST MARCH, 2021 (₹ in Lacs)	AS AT 31ST MARCH, 2020 (₹ in Lacs)
Capital Reserve	15.00	15.00
General Reserve	1,384.76	1,384.76
Retained Earning	5,305.79	4,272.19
Total	**6,705.55**	**5,671.95**
Capital Reserves (refer below note -1)		
Balance at beginning of year	15.00	15.00
Add : Addition during the year	-	-
Balance at end of year	**15.00**	**15.00**
General Reserve (refer below note -2)		
Balance at beginning of year	1,384.76	1,359.76
Add : Transfer from the surplus in Statement of Profit & Loss	-	25.00
Balance at end of year	**1,384.76**	**1,384.76**
Retained Earning (refer below note -3)		
Balance at beginning of year	4,272.19	4,440.02
Profit for the year	**1,026.88**	**86.87**
Other comprehensive income	6.72	(7.24)
Less: Appropriations:		
Payment of Dividend on Equity Shares	-	184.49
Tax on Dividend Paid	-	37.92
Transfer to General Reserve	-	25.00
Balance at end of year	**5,305.79**	**4,272.19**
Total	**6,705.55**	**5,671.95**

1 The above capital reserve pertains to Capital subsidy received of ₹ 15.00 lacs from Government of Gujarat in 1993 towards incentive for setting up plant in backward area and such subsidy can be use for purchase of capital assets.

2 The general reserve is used from time to time to transfer profits from retained earnings for appropriation purposes. As the general reserve is created by a transfer from one component of equity to another and is not an item of other comprehensive income, items included in the general reserve will not be reclassified subsequently to profit or loss..

3 Retained Earning represent the amount that can be distributed by the Company as dividend, bonus etc. considering the requirements of the Companies Act, 2013.

18 NON - CURRENT BORROWINGS

PARTICULARS	AS AT 31ST MARCH, 2021 (₹ in Lacs)	AS AT 31ST MARCH, 2020 (₹ in Lacs)
Secured term loans from Bank (refer note (ia) (ib) (ic) (id) below)	101.22	504.48
Unsecured supplier deffered credit (refer note ii below)	-	92.23
Secured vehicles loans from Bank (refer note (iiia) (iiib) below)	10.66	40.79
Total	**111.88**	**637.50**

CONSOLIDATED NOTES TO FINANCIAL STATEMENTS

Secured

(ia) Loan from The HDFC Bank Limited amounting to ₹ NIL (as at 31st March 2020: ₹ 613.11 Lacs), out of which ₹ NIL (as at 31st March 2020: ₹ 205.85 Lacs) is classified as current maturity of long term. The loan is secured by exclusive charge over Immovable and Movable assets of the Company. Further, the loan was guaranteed by the personal guarantee of Mr. Amber Patel (Director). (Refer note - 4)

(ib) Term loan -1 from Axis Bank Limited amounting to ₹ 92 Lacs (as at 31st March 2020: ₹ 114.04), out of which ₹ 28.00 Lacs (as at 31st March 2020: ₹ 28.00 Lacs) is classified as current maturity of long term. The loan is secured by exclusive charge over Immovable and Movable assets of the Company. (Refer note - 4)

(ic) Term loan -2 from Axis Bank Limited amounting to ₹ 13 Lacs (as at 31st March 2020: ₹ 19.18 Lacs), out of which ₹ 8.00 Lacs (as at 31st March 2020: ₹ 8.00 Lacs) is classified as current maturity of long term. The loan is secured by exclusive charge over Immovable and Movable assets of the Company. (Refer note - 4)

(id) WCTL from Axis Bank Limited amounting to ₹ 40.00 Lacs (as at 31st March 2020: ₹ NIL), out of which ₹ 7.78 Lacs (as at 31st March 2020: ₹ NIL) is classified as current maturity of long term.

(ii) Supplier credit amounting to ₹ NIL (as at 31st March 2020: ₹ 147.15 Lacs), out of which ₹ NIL (as at 31st March 2020: ₹ 54.91 Lacs) is classified as current maturity of long term. The loan is secured by exclusive charge over said imported assets. (Refer note - 4)

(iiia) Vehicle loan from The HDFC Bank Limited amounting to ₹ 49.98 Lacs (as at 31st March 2020: ₹ 85.90 Lacs), out of which ₹ 47.35 Lacs (as at 31st March 2020: ₹ 45.12 Lacs) is classified as current maturity of long term debt, are secured by hypothecation of the Cars. (Refer note - 4)

(iiib) Vehicle loan from Axis Bank Limited amounting to ₹ 10.48 Lacs (as at 31st March 2020: ₹ NIL), out of which ₹ 2.45 Lacs (as at 31st March 2020: ₹ NIL) is classified as current maturity of long term.

(iv) The terms of repayment of term loans and other loans are stated below.

PARTICULARS	AS AT 31ST MARCH, 2021 (₹ in Lacs)	AS AT 31ST MARCH, 2020 (₹ in Lacs)
Term loan is securred by first and exclusive charge on existing & future movable & immovable fixed assets of the Company and carries interest 9.20% p.a. The loan is repayable in 60 monthly installment starting from 7th November 2017.	-	613.11
Vehicle term loans for 5 motor cars are secured by hypothecation of the said vehicles and carries interest 8.9% p.a. The loan is repayable in 37 monthly installment starting from 5th January 2019.	42.71	73.43
Vehicle term loans for 1 motor car are secured by hypothecation of the said vehicle and carries interest 9.25% p.a. The loan is repayable in 37 monthly installment starting from 5th January 2019.	7.27	12.47
Vehicle term loans for 1 motor car are secured by hypothecation of the said vehicle and carries interest 9.30% p.a. The loan is repayable in 47 monthly installment starting from Febuary 2021.	10.48	-
WCTL is securred by first and exclusive charge on existing & future movable & immovable fixed assets of the Company and carries interest 9.25% p.a. The loan is repayable in 36 monthly installments starting from September 2021.	40.00	-
Supplier Credit is securred by first and exclusive charges on respective fixed assets of the Company and carries interest 2.10% p.a.. The loan is repayable in 12 quaterly installment starting from 18th March 2020.	-	147.15
Term loan -1 is securred by first and exclusive charge on existing & future movable & immovable fixed assets of the Company and carries interest 9.35% p.a. The loan is repayable in 16 quarterly installments starting from December 2019.	92.00	114.04
Term loan -2 is securred by first and exclusive charge on existing & future movable & immovable fixed assets of the Company and carries interest 9.35% p.a. The loan is repayable in 18 quarterly installments starting from June 2017.	13.00	19.18

CONSOLIDATED NOTES TO FINANCIAL STATEMENTS

19 NON - CURRENT LEASE LIABILITIES

PARTICULARS	AS AT 31ST MARCH, 2021 (₹ in Lacs)	AS AT 31ST MARCH, 2020 (₹ in Lacs)
Lease Liabilities	51.79	59.48
Total	**51.79**	**59.48**

20 NON - CURRENT EMPLOYEE BENEFIT OBLIGATIONS

PARTICULARS	AS AT 31ST MARCH, 2021 (₹ in Lacs)	AS AT 31ST MARCH, 2020 (₹ in Lacs)
Provision for employee benefits		
Provision for gratuity	35.52	47.14
Provision for compensated absences	15.23	17.71
Total	**50.75**	**64.85**

21 DEFERRED TAX LIABILITIES (NET)

PARTICULARS		AS AT 31ST MARCH, 2021 (₹ in Lacs)	AS AT 31ST MARCH, 2020 (₹ in Lacs)
A	**Deferred Tax Liabilities**		
	Difference between book and tax depreciation	356.34	366.33
		356.34	**366.33**
B	**Deferred Tax Asset**		
	Disallowance under the Income Tax Act, 1961	22.56	23.59
	Unabsorbed mutual fund losses	-	26.51
	Unabsorbed depreciation	28.66	23.11
	Remeasurement benefit of the defined benefits plans through OCI	10.16	12.75
		61.38	**85.96**
C	**MAT Credit Entitlement**	**58.02**	**17.58**
	Net deferred tax liabilities (A-B-C)	**236.94**	**262.79**

The major components of deferred tax (liabilities) / assets arising on account of temporary diffrences are as follows:

(₹ in Lacs)

PARTICULARS	OPENING BALANCE AS AT 1ST APRIL, 2020 (₹ in Lacs)	RECOGNISED IN PROFIT AND LOSS (₹ in Lacs)	RECOGNISED IN OCI (₹ in Lacs)	CLOSING BALANCE AS AT 31ST MARCH, 2021 (₹ in Lacs)
Difference between written down value of fixed assets as per the books of accounts and Income Tax Act, 1961.	366.33	(9.99)	-	356.34
Provision of expenses allowed for tax purpose on payment basis	(16.74)	0.40	-	(16.34)
Allowances for doubtful debts and advances	(6.85)	0.63	-	(6.22)
Unabsorbed losses	(26.51)	26.51	-	-
Unabsorbed depreciation	(23.11)	(5.55)	-	(28.66)
MAT Credit Entitlement	(17.58)	(40.44)		(58.02)
Remeasurement benefit of the defined benefits plans through OCI	(12.75)	-	2.59	(10.16)
Net Deferred tax liabilities	**262.79**	**28.45**	**2.59**	**236.94**

CONSOLIDATED NOTES TO FINANCIAL STATEMENTS

22 CURRENT BORROWINGS

PARTICULARS	AS AT 31ST MARCH, 2021 (₹ in Lacs)	AS AT 31ST MARCH, 2020 (₹ in Lacs)
Secured Loans repayable on demand		
Cash Credit from Banks	266.21	734.97
Total	**266.21**	**734.97**

Note: Working capital loan from bank of ₹ 266.21 Lacs (as at 31st March 2020: ₹ 734.97 Lacs) is secured by present and future trade receivable, inventories of the Company and personal guarantee of Mr. Amber Patel. (Refer note no. 10 & 12).

23 TRADE PAYABLES

PARTICULARS	AS AT 31ST MARCH, 2021 (₹ in Lacs)	AS AT 31ST MARCH, 2020 (₹ in Lacs)
Total outstanding due of creditors of Micro, small and medium enterprises (refer note - 43)	45.69	89.28
Total outstanding due of creditors other than Micro, small and medium enterprises (refer note - 43)	566.71	733.62
Total	**612.40**	**822.90**

The fair value of trade payable is not materiality different from carrying value presented.

24 CURRENT LEASE LIABILITIES

PARTICULARS	AS AT 31ST MARCH, 2021 (₹ in Lacs)	AS AT 31ST MARCH, 2020 (₹ in Lacs)
Lease Liabilities	7.69	4.16
Total	**7.69**	**4.16**

25 OTHER FINANCIAL LIABILITIES

PARTICULARS	AS AT 31ST MARCH, 2021 (₹ in Lacs)	AS AT 31ST MARCH, 2020 (₹ in Lacs)
Current maturities of secured long-term debt (refer note - 18)	93.58	341.88
Interest accrued but not due	2.31	5.01
Unpaid dividends	15.65	15.40
Statutory liabilities	86.18	29.07
Total	**197.72**	**391.36**

The fair value of other financial liabilities is not materiality different from carrying value presented.

26 CURRENT EMPLOYEE BENEFIT OBLIGATIONS

PARTICULARS	AS AT 31ST MARCH, 2021 (₹ in Lacs)	AS AT 31ST MARCH, 2020 (₹ in Lacs)
Provision for compensated absences	21.77	17.53
Provision for gratuity (refer note - 37)	20.73	20.27
Total	**42.50**	**37.80**

CONSOLIDATED NOTES TO FINANCIAL STATEMENTS

27 OTHER CURRENT LIABLITIES

PARTICULARS	AS AT 31ST MARCH, 2021 (₹ in Lacs)	AS AT 31ST MARCH, 2020 (₹ in Lacs)
Advances from customers	57.24	51.82
Total	**57.24**	**51.82**

28 REVENUE FROM OPERATIONS

PARTICULARS	YEAR ENDED 31ST MARCH, 2021 (₹ in Lacs)	YEAR ENDED 31ST MARCH, 2020 (₹ in Lacs)
Sale of products	4,556.59	4304.25
Sale of services	2,226.73	2603.08
Other operating revenue		
- Scrap Sales	194.82	150.85
- Export Incentives	3.21	6.41
Total	**6,981.35**	**7,064.59**
Sales of products and services comprises of:		
Manufactured goods		
- Engraved Copper Rollers	4,135.69	3909.37
- Others	420.90	394.88
	4556.59	**4304.25**
Sale of services		
- Job work sales	2,226.73	2603.08
	2,226.73	**2603.08**

29 OTHER INCOME

PARTICULARS	YEAR ENDED 31ST MARCH, 2021 (₹ in Lacs)	YEAR ENDED 31ST MARCH, 2020 (₹ in Lacs)
Interest income from banks	0.86	0.84
Interest income on deposit	5.03	3.45
Interest income on IT Refund	3.69	-
Provision Reversal For Expected Credit Loss	3.66	-
Net gain on sale of current investments	236.86	102.62
Gain on disposal of Property, Plant and Equipments (net)	16.53	0.35
Net gain arising on Investments measured at FVTPL	330.73	-
Profit on foreign exchange rate fluctuation	-	0.06
Miscellaneous income	8.07	15.00
Total	**605.43**	**122.32**

CONSOLIDATED NOTES TO FINANCIAL STATEMENTS

30 COST OF RAW MATERIAL CONSUMED

PARTICULARS	YEAR ENDED 31ST MARCH, 2021 (₹ in Lacs)	YEAR ENDED 31ST MARCH, 2020 (₹ in Lacs)
Opening stock	514.04	528.89
Add : Purchases during the year	1,822.53	1858.05
	2,336.57	**2,386.94**
Less : Closing Stock	465.71	514.04
Cost of raw materials consumed	1,870.86	1,872.90
Raw materials consumed comprises of:		
M.S. rollers	137.27	75.21
M.S. pipe, plates and bars	944.78	798.43
Copper	514.39	562.47
Others	274.42	436.79
	1,870.86	**1,872.90**

31 CHANGE IN INVENTORIES OF FINISHED GOODS AND WORK-IN-PROGRESS

PARTICULARS	YEAR ENDED 31ST MARCH, 2021 (₹ in Lacs)	YEAR ENDED 31ST MARCH, 2020 (₹ in Lacs)
INVENTORIES AT THE BEGINNING OF THE YEAR		
Finished goods of engraved rollers	17.17	15.62
Work-in-progress of engraved rollers	226.12	190.37
	243.29	**205.99**
INVENTORIES AT THE END OF THE YEAR		
Finished goods of engraved rollers	26.33	17.17
Work-in-progress of engraved rollers	134.16	226.12
	160.49	**243.29**
CHANGE IN INVENTORIES	**82.80**	**(37.30)**

32 EMPLOYEE BENEFITS EXPENSES

PARTICULARS	YEAR ENDED 31ST MARCH, 2021 (₹ in Lacs)	YEAR ENDED 31ST MARCH, 2020 (₹ in Lacs)
Salaries, wages and bonus	2,017.01	2,139.88
Contributions to provident and other funds (refer note - 37)	106.22	101.23
Contributions to gratuity fund (refer note - 37)	32.01	26.22
Staff welfare expenses	123.18	136.94
Total	**2,278.42**	**2,404.27**

33 FINANCE COSTS

PARTICULARS	YEAR ENDED 31ST MARCH, 2021 (₹ in Lacs)	YEAR ENDED 31ST MARCH, 2020 (₹ in Lacs)
Interest expense net		
On term loans	39.87	61.99
On working capital loans	35.47	63.68
On vehicles loans	21.06	9.43
	96.40	**135.10**
Other borrowing costs	10.94	12.17
Total	**107.34**	**147.27**

CONSOLIDATED NOTES TO FINANCIAL STATEMENTS

34 OTHER EXPENSES

PARTICULARS	YEAR ENDED 31ST MARCH, 2021 (₹ in Lacs)	YEAR ENDED 31ST MARCH, 2020 (₹ in Lacs)
Consumption of stores and spare parts	432.32	466.21
Consumption of packing materials	88.49	102.02
Power & fuel (net of energy income ₹ 161.41 Lacs(P.Y. ₹ 232.89 Lacs) from windmills)	242.34	248.60
Rent Expenses	3.68	9.33
Repairs and maintenance		
Plant & machinery	115.40	117.93
Building	28.86	31.26
Others	40.07	37.76
Factory expenses	53.71	50.56
Insurance premium	32.41	24.38
Rates & Taxes	2.96	0.96
Conveyance and travelling	59.94	88.40
Communication expenses	19.81	21.63
Printing and stationary	11.55	13.20
Freight and forwarding	79.77	110.17
Sales commission	67.19	57.49
Advertisement and business promotion	3.48	8.13
Selling expenses	26.60	44.58
Expenditure on corporate social responsibility (refer note - 48)	16.01	18.00
Donation	10.00	0.05
Legal consultancy and professional charges	96.64	125.87
Auditors' remuneration (refer below note (i))	10.75	10.06
Computer expenses	11.26	14.16
Bad debts written off	6.21	19.86
Loss on disposal of Property, Plant and Equipments (net)	-	1.83
Net loss arising on Investments measured at FVTPL	-	338.05
Provision For Expected Credit Loss	-	4.92
Loss on foreign exchange rate fluctuation	10.90	(0.40)
Miscellaneous expenses	9.38	7.97
Total	**1,479.74**	**1,972.97**

Note -(i) Auditors' Remuneration comprises of:

PARTICULARS	YEAR ENDED 31ST MARCH, 2021 (₹ in Lacs)	YEAR ENDED 31ST MARCH, 2020 (₹ in Lacs)
As Auditor:		
Statutory audit fees	8.60	7.91
Tax audit fees	2.15	2.15
Total	**10.75**	**10.06**

CONSOLIDATED NOTES TO FINANCIAL STATEMENTS

35 INCOME TAX EXPENSES

PARTICULARS	YEAR ENDED 31ST MARCH, 2021 (₹ in Lacs)	YEAR ENDED 31ST MARCH, 2020 (₹ in Lacs)
A. The major components of income tax expense for the year are as under :		
(i) Income tax recognized in the Statement of Profit and Loss:		
Current Tax :		
In respect of current year	218.72	112.58
Adjustments in respect of previous year	10.39	-
Deferred Tax :		-
In respect of current year	(28.45)	13.64
Income Tax expense recognized in the Statement of Profit and Loss	**200.66**	**126.22**
(ii) Income Tax expense recognized in OCI		
Deferred Tax :		
Income Tax Expenses on Remeasurement of defined benefits plan	2.59	(2.68)
Income tax expense recognized in OCI	**2.59**	**(2.68)**
B. Reconciliation of tax expense and the accounting profit for the year is as under :		
Profit before tax	1,227.54	213.09
Tax rate	27.82%	27.82%
Income tax expense	341.50	59.28
Effect of deductible expenses	(172.91)	(13.80)
Effect of non-deductible expenses	158.90	15.38
Effect of Income that is exempted from tax	(6.85)	(25.05)
Effect of profit on sale of mutual fund	(157.90)	65.50
Effect of Deferred tax liabilities	14.58	10.96
MAT credit recognised	(40.44)	-
Effect of variation in tax rate	49.23	-
Adjustment in respect of current income tax of previous year	10.39	-
Other adjustment	6.75	11.27
Tax expenses as per statement of profit and loss	**203.25**	**123.54**

36 EARNING PER SHARE (EPS)

PARTICULARS	YEAR ENDED 31ST MARCH, 2021 (₹ in Lacs)	YEAR ENDED 31ST MARCH, 2020 (₹ in Lacs)
Basic and Diluted		
Profit attributable to equity share holders (₹ in Lacs)	1,026.88	86.87
Nominal Value of equity share (₹ /Share)	10	10
Weighted average number of ordinary equity share for Basic EPS (Nos.)	61,49,800	61,49,800
Basic and Diluted EPS (₹ /Share)	16.70	1.41

CONSOLIDATED NOTES TO FINANCIAL STATEMENTS

37 EMPLOYEE BENEFITS

As per Ind AS 19 "Employee Benefits", the disclosures of Employee benefits as defined in the Accounting Standard are given below:

1. Defined Benefit Plans

I. Expenses recognized in the Statement of Profit and Loss and Other Comprehensive Income for the year:]

Particulars	Gratuity (₹ in Lacs)	
	YEAR ENDED 31ST MARCH, 2021	YEAR ENDED 31ST MARCH, 2020
Current service cost	31.03	24.97
Net interest Cost	0.98	1.26
Amount recognised in profit and loss accounts (Refer note - 32)	32.01	26.22
Acturial (gain)/loss		
a) arising from changes in financial assumption	6.54	17.62
b) arising from experience adjustments	(15.15)	(6.64)
c) arising from demographics assumptions	-	(0.02)
Return on Plan assets excluded amount included in interest income	(0.70)	(1.02)
Amount recognised in other comprehensive income	(9.31)	9.95
Total	**22.70**	**36.17**

II. Reconciliation of opening and closing balances of defined benefit obligation:

Particulars	Gratuity (₹ in Lacs)	
	YEAR ENDED 31ST MARCH, 2021	YEAR ENDED 31ST MARCH, 2020
Defined benefit obligation at beginning of the year	341.95	300.38
Current service cost	19.82	24.97
Interest cost	17.67	21.20
Actuarial losses (gains)	(8.61)	10.97
Benefits paid	(7.79)	(15.57)
Defined benefit obligation at the end of the year	**363.04**	**341.95**

III. Reconciliation of Opening and Closing balances of fair value of plan assets:

Particulars	Gratuity (₹ in Lacs)	
	YEAR ENDED 31ST MARCH, 2021	YEAR ENDED 31ST MARCH, 2020
Fair value of plan assets at beginning of the year	274.54	235.47
Expected return on plan assets	14.33	17.34
Return on Plan assets excluded amount included in interest income	0.70	1.02
Contributions by employer	25.00	36.28
Benefits paid	(7.79)	(15.57)
Fair value of plan assets at year end	**306.78**	**274.54**

CONSOLIDATED NOTES TO FINANCIAL STATEMENTS

IV. Investment details:

Particulars	%invested as at YEAR ENDED 31ST MARCH, 2021	%invested as at YEAR ENDED 31ST MARCH, 2020
Investment with insurer (Investment in Policy of LIC)	100%	100%

V. The Principal assumption used in determining gratuity obligations are as follows:

Particulars	Gratuity	
	YEAR ENDED 31ST MARCH, 2021	YEAR ENDED 31ST MARCH, 2020
Mortality Table (LIC)	Indian Assured Lives Mortality (2012-14) Table	Indian Assured Lives Mortality (2006-08) Table
Discount Rate (per annum)	6.25%	6.60%
Rate of escalation in salary (per annum)	6.00%	6.00%

Estimates of future salary increases considered in actuarial valuation take account of inflation, seniority, promotion and other relevant factors such as supply and demand in the employment market.

These plans typically expose the Company to actuarial risks such as interest rate risk and salary risk.

a) **Interest risk:** a decrease in the bond interest rate will increase the plan liability.

b) **Salary risk:** the present value of the defined benefit plan liability is calculated by reference to the future salaries of plan participants. As such, a variation in the expected rate of salary increase of the plan participants will change the plan liability.

VI. Sensitivity Analysis

Significant actuarial assumptions for the determination of defined obligation are discount rate and expected salary increase. The sensitivity analysis below have been determined based on reasonably possible changes of the respective assumptions occurring at the end of the reporting period, while holding all other assumptions constant.

Particulars	Gratuity (₹ in Lacs)	
	YEAR ENDED 31ST MARCH, 2021	YEAR ENDED 31ST MARCH, 2020
Impact in present value of defined benefit obligation:		
If discount rate is increased by 0.5%	(12.39)	(12.18)
If discount rate is decreased by 0.5%	13.25	13.03
If salary escalation rate is increased by 0.5%	13.07	12.88
If salary escalation rate is decreased by 0.5%	(12.39)	(12.22)
If withrawal rate is increased by 10%	0.76	0.87
If withrawal rate is decreased by 10%	(0.77)	(0.91)

The sensitivity analysis presented above may not be representative of the actual change in the defined benefit obligation as it is unlikely that the change in assumption would occur in isolation of one another as some of the assumptions may be correlated. Furthermore, in presenting the above sensitivity analysis, the present value of the defined benefit obligation has been calculated using the projected unit credit method at the end of the reporting period, which is the same as that applied in calculating the defined benefit obligation liability recognized in the balance sheet.

VII. Asset Liability Matching Strategies

The Company has purchased insurance policy, which is basically a year-on year cash accumulation plan in which the interest rate is declared on yearly basis and is guaranteed for a period of one year. The Insurance Company, as part of the policy rules, makes payment of all gratuity out goes happening during the year (subject to sufficiency of funds under the

CONSOLIDATED NOTES TO FINANCIAL STATEMENTS

policy). The policy thus mitigates the liquidity risk. However, being a cash accumulation plan, the duration of assets is shorter compared to the duration of liabilities. Thus, the Company is exposed to movement in interest rate (in particular, the significant fall in interest rates, which should result in a increase in liability without corresponding increase in the asset).

VIII. Effect of Plan on Entity's Future Cash Flows

(i) Funding arrangements and Funding Policy

The Company has purchased an insurance policy to provide for payment of gratuity to the employees. Every year, the insurance company carries out a funding valuation based on the latest employee data provided by the Company. Any deficit in the assets arising as a result of such valuation is funded by the Company.

(ii) Expected contribution during the next annual reporting period

The Company's best estimate of Contribution during the next year is ₹ 20.28 Lacs.

IX. Expected outflow in future years (as provided in actuarial report)

Particulars	Gratuity (₹ in Lacs)	
	YEAR ENDED 31ST MARCH, 2021	YEAR ENDED 31ST MARCH, 2020
Expected outflow in 1st Year	98.83	20.72
Expected outflow in 2nd Year	20.38	96.89
Expected outflow in 3rd Year	19.32	18.63
Expected outflow in 4th Year	21.39	18.50
Expected outflow in 5th Year	19.78	20.55
Expected outflow in 6th to 10th Year	140.80	123.04

2. Defined Contribution Plans.

Contribution of Defined Contribution Plan, recognized as expense for the year are as under:

Particulars	Gratuity (₹ in Lacs)	
	YEAR ENDED 31ST MARCH, 2021	YEAR ENDED 31ST MARCH, 2020
Employer's Contribution to Provident Fund (refer note - 32)	104.14	98.37
Employers' Contribution to Superannuation Fund (refer note - 32)	2.08	2.86
Total	**106.22**	**101.23**

38 CONTINGENT LIABILITES

PARTICULARS	YEAR ENDED 31ST MARCH, 2021 (₹ in Lacs)	YEAR ENDED 31ST MARCH, 2020 (₹ in Lacs)
Disputed demand of income tax against which the Company has preferred appeal	71.48	71.48
Disputed amount of service tax credit where company has gone to Commissioner Appeals of Custom Excise and Service Tax	6.29	6.29

Future cash outflows in respect of the above matters are determinable only on receipt of judgments / decisions pending at various forums / authorities

39 FINANCIAL INSTRUMENTS

(i) Capital management

The Company manages its capital structure with a view to ensure that it will be able to continue as a going concern while maximizing the returns to stakeholders through the optimization of the debt and equity balance.

CONSOLIDATED NOTES TO FINANCIAL STATEMENTS

The Company's management reviews the capital structure of the Company on an annual basis. As part of this review, the management considers the cost of Capital and the risks associated with each class of capital.

The net debt to equity ratio at the end of the reporting period was as follows:

PARTICULARS	YEAR ENDED 31ST MARCH, 2021 (₹ in Lacs)	YEAR ENDED 31ST MARCH, 2020 (₹ in Lacs)
Non-current borrowings (refer note 18)	111.88	637.50
Current maturities of non-current borrowings (refer note 25)	93.58	341.88
Current borrowings (refer note 22)	266.21	734.97
Interest accrued but not due on borrowings (refer note 25)	2.31	5.01
Total Debt	**473.98**	**1,719.36**
Less : Cash and bank balances (refer note 13)	73.75	62.71
Net Debt	**400.23**	**1,656.65**
Equity (refer note 16 and 17)	7,320.53	6,286.93
Net debt to equity ratio	**5.47%**	**26.35%**

(ii) Categories of Financial Instruments

PARTICULARS	YEAR ENDED 31ST MARCH, 2021 (₹ in Lacs)	YEAR ENDED 31ST MARCH, 2020 (₹ in Lacs)
(A) Financial assets		
Measured at fair valve through profit or loss (FVTPL)		
Mandatorily measured as at FVTPL		
(a) Investments in mutual funds	1,420.18	1,092.78
Measured at amortised cost		
(a) Cash and bank balances	89.40	79.77
(b) Trade receivables	1,540.70	1,588.52
(c) Other current financial assets	2.53	3.45
(f) Other non - current financial assets	63.71	76.20
(B) Financial liabilities		
Measured at fair value through profit or loss (FVTPL)	-	-
Measured at amortised cost		
(a) Non – current Borrowings	111.88	637.50
(b) Non – current Lease Liabilities	51.79	59.48
(c) Current Borrowings	266.21	734.97
(d) Trade Payables	612.40	822.90
(e) Current Lease Liabilities	7.69	4.16
(f) Other Financial liabilities	197.72	391.36
Measured at fair value through other comprehensive income (FCTOCI)	**-**	**-**

The Carrying amount reflected above represents the Company's maximum exposure to credit risk for such financial assets.

(iii) Financial risk management objective

The Company's financial liabilities comprise mainly of borrowing, trade payables and other payables. The Company's financial assets comprise mainly of investmens in mutual funds, cash and cash equivelant, other balance with banks, loans, trade receivable and other receivable. These risks include market risk (including currency risk, interest rate risk and other price risk), credit risk and liquidity risk.

CONSOLIDATED NOTES TO FINANCIAL STATEMENTS

(iv) Market Risk

Market risk is the risk that the fair value of future cash flows of a financial instrument will fluctuate because of changes in market prices. Market risk comprises of three types of risks: interest rate risk, currency risk and other risk. Financial instruments affected by market risk includes borrowings, investments, trade payable, trade receivable, loans and advances.

a) Interest Rate Risk

Interest rate risk is the risk that the fair value of future cash flows of a financial instrument will fluctuate because of changes in market interest rates. The Company`s exposure to the risk of changes in market interest rates relates primarily to the Company`s long tem debt obligations with floating interest rates.

The sensitivity analysis has been carried out based on the exposure to interest rates on long term borrowings. The said analysis has been carried on the amount of floating rate long term liabilities outstanding at the end of the reporting period. A 50 basis point increase or decrease represents management`s assessment of the reasonably possible change in interest rates.

In case of fluctuation in interest rates by 50 basis points on the exposure of ₹ 205.46 Lacs as on 31st March, 2021 and ₹ 979.38 Lacs as on 31st March, 2020 and all other variables were held constant, the Company`s profit for the year would increase or decrease as follows.

PARTICULARS	YEAR ENDED 31ST MARCH, 2021 (₹ in Lacs)	YEAR ENDED 31ST MARCH, 2020 (₹ in Lacs)
Impact on Profit or Loss for the year	1.03	4.90

b) Foreign Currency Risk

Foreign Currency risk is the risk that the fair value of future cash flows of an exposure will fluctuate due to changes in foreign exchange rates. The Company does not enter into any derivative instruments for trading or speculative purposes.

The carrying amount of the Company's Foreign Currency denominated monetary items are as follows;

PARTICULARS	YEAR ENDED 31ST MARCH, 2021 (₹ in Lacs)	YEAR ENDED 31ST MARCH, 2020 (₹ in Lacs)
Liabilites		
USD	-	0.85
EURO	-	149.60
Assets		
USD	11.33	34.27
EURO	3.18	13.55
CHF	0.23	0.24
Others	0.64	0.82

Foreign Currency sensitivity analysis

The Company is exposed to foreign exchange risk arising from various currency exposures, primarily with respect to US Dollar, CHF and Euro.

The following table details the Company's sensitivity to a 10% increase and decrease in the Rupees against the relevant foreign currencies. 10% is the sensitivity rate used when reporting foreign currency risk internally to key management personnel and represents management's assessment of the reasonably possible change in foreign exchange rates. The sensitivity analysis includes receivables and payable in currency other than the functional currency of the Company.

A 10% strengthening of the INR against key currencies to which the Company is exposed (net of hedge) would have led to additional gain in the Statement of Profit and Loss with a corresponding increase in total equity at the end of the reporting period. A 10% weakening of the INR against these currencies would have led to an equal but opposite effect.

CONSOLIDATED NOTES TO FINANCIAL STATEMENTS

Analysis of 10% strengthening of the INR

Particulars	USD Impact (net of tax)	
	YEAR ENDED 31ST MARCH, 2021 (₹ in Lacs)	YEAR ENDED 31ST MARCH, 2020 (₹ in Lacs)
Impact on profit or loss for the year		

Particulars	EURO Impact (net of tax)	
	YEAR ENDED 31ST MARCH, 2021 (₹ in Lacs)	YEAR ENDED 31ST MARCH, 2020 (₹ in Lacs)
Impact on profit or loss for the year		

Particulars	CHF Impact (net of tax)	
	YEAR ENDED 31ST MARCH, 2021 (₹ in Lacs)	YEAR ENDED 31ST MARCH, 2020 (₹ in Lacs)
Impact on profit or loss for the year		

ue to changes in market traded price.
nts in equity instruments and mutual funds. The Company
utual fund. The carring value of such
2021 (₹ 1092.78 Lacs as at 31st March,

st March, 2021, the income from other
Lacs (for 2019-20 ₹ 109.07 Lacs) with a
y as at 31st March, 2021. 10% represents managment's

sulting in financial loss to the Company.
receivables, investment in mutual funds, derivative financial

ss allowance for trade receivable based
unt historical credit loss experience and adjusted for forward
ased on the ageing of the days the receivable are due and

ments and other balances with banks
ecause the counterparties are banks and recognized financial
es and investment in mutual funds are

securities and the availability of funding
e and to close out market positions. The

CONSOLIDATED NOTES TO FINANCIAL STATEMENTS

treasury department is responsible for liquidity, funding as well as settlement management. In addition, processes and policies related such risk are overseen by senior management. Management monitors the company's net liquidity position through rolling forecasts on basis of expected cash flows. Maturity groupings for liquidity risk relating to lease liabilities as under.

PARTICULARS	YEAR ENDED 31ST MARCH, 2021
0-1 Year	7.69
1-5 Years	35.85
Above 5 Years	15.94
Total	**59.48**

The following table provides details derivative as well as non-derivative financial liabilities of the Company into relevant maturity groupings based on the remaining period from the reporting date to the contractual maturity date. The amounts disclosed in the table are the contractual undiscounted cash flows.

Particulars	Less than 1 year	Between 1 to 5 years	Over 5 years	Total
As at 31st March 2021				
Borrowings (Refer Note 18, 22 and 25)	359.79	111.88	-	471.67
Trade Payables (Refer Note 23)	612.40	-	-	612.40
Other Financial Liabilities (Refer Note 25)	104.14	-	-	104.14
As at 31st March 2020				
Borrowings (Refer Note 18, 22 and 25)	1,076.85	637.50	-	1,714.35
Trade Payables (Refer Note 23)	822.90	-	-	822.90
Other Financial Liabilities (Refer Note 25)	49.48	-	-	49.48

40 RELATED PARTY DISCLOSURES

a) Related parties and their relationship

Name of the related party	Nature of Relationship
Mr. Ambar J. Patel	Key Management Personnel
Mr. Roshan Shah	
Mr. G.V. Bhavsar	
Mr. Narendra Patil	
Mr. Atul Vinchhi	
Mr. Amit Kumar Agrawal	
Dr. Bharat Patel	
Mr. Nipam Rameshchndra Shah	Non - Executive Directors
Mr. Baldev Patel	
Mrs. Monica Hemal Kanuga	
Shilp Ultra-tech Private Limited	Entity controlled by one or more Key Management Personnel
Stylus Infrastructure Private Limited	
Carol Enterprise	
Mr. Deval A. Patel	Relative of Key Management Personnel
Mr. Siddharth N. Patil	
Mr. Rachit Bhavsar	
Mrs. Khushhali A. Vinchi	
Mrs. Aarti Shah	
Mrs. Amita Patel	
Mr. Priyank Bhavsar	
Mrs. Sangita Bhavsar	
Mrs. Madhuri A. Vinchhi	

CONSOLIDATED NOTES TO FINANCIAL STATEMENTS

b) Details of related party transactions during the year ended March 31, 2021 and balances outstanding as at March 31, 2021

(i) Compensation of key management personnel of the Company:

Name of the related party	Amount (₹ in Lacs)	Outstanding balance as at 31ST March, 2021 (₹ in Lacs)
Short-term employee benefits	520.88	44.47
	(470.62)	(39.45)
Post-employement benefits	-	-
Termination benefits	-	-
Share-based payments	-	-
Total compensation paid to key management personnel	**520.88**	**44.47**
	(470.62)	**(39.45)**

Key managerial personnel and their relatives who are under the employement of the Company are entitled to post employement benefits and other long term employee benefits recognised as per Ind AS 19 - 'Employee Benefits' in the financial statements. As these employee benifits are lump sum amount provided on the basis of actuarial valuation, the same is not included above.

(ii) Disclosure in respect of material transections with related parties during the year:

Name of the related party	Nature of transactions	Amount (₹ in Lacs)	Outstanding balance as at 31ST March, 2020 (₹ in Lacs)
Mr. Ambar J. Patel	Lease Rent	1.00	-
		(0.92)	-
	Dividend Paid	-	-
		(7.32)	-
Mr. Roshan Shah	Lease Rent	1.67	-
		(1.53)	-
	Dividend Paid	-	-
		(6.40)	-
Mr. G.V. Bhavsar	Dividend Paid	-	-
		(9.28)	-
Mr. Narendra Patil	Dividend Paid	-	-
		(5.48)	-
Mr. Atul Vinchhi	Dividend Paid	-	-
		(8.78)	-
Mrs. Aarti Shah	Lease Rent	1.67	-
		(1.53)	-
Mrs. Amita Patel	Lease Rent	2.33	-
		(2.14)	-
Mr. Priyank Bhavsar	Lease Rent	0.83	-
		(0.77)	-
Mrs. Sangita Bhavsar	Lease Rent	2.50	-
		(2.30)	-
Dr. Baldev Patel	Dividend Paid	-	-
		(11.56)	-
Mr. Nipam Rameshchndra Shah	Sitting Fee	1.00	-
		(1.55)	-
Mrs. Monica Hemal Kanuga	Sitting Fee	0.80	-
		(1.10)	-

Figures in bracket represents previous year data.

41 SEGMENT REPORTING

The Chief Operating Decision maker monitors the operating results of its business segments seperately for the purpose of making decision about resource allocation and performance assessment. Segment performance is evaluated based on the profit or loss and its measured consistently with profit or loss in the financial statements. Operating segment have been identified on the basis of products / services and have been identified as per the quantative criteria specified in the Ind AS 108.

CONSOLIDATED NOTES TO FINANCIAL STATEMENTS

The Company has identified three reportable segments viz (i) manufacture of engraved copper rollers and (ii) energy generation through wind mill and (iii) Others

Disclosures required under Ind AS 108 – Operating Segments are as under:

Summary of Segmental Informations as at end of the year 31st March, 2021 as follows:

Particulars	Engraved Copper Roller (₹ in lacs)	Wind Mill (₹ in lacs)	Others (₹ in lacs)	Total (₹ in lacs)
External Sales	**6,557.24**	**156.34**	**424.11**	**7,137.69**
	(6,664.01)	(232.89)	(400.58)	(7,297.48)
Revenue	**6,557.24**	**156.34**	**424.11**	**7,137.69**
	(6,664.01)	(232.89)	(400.58)	(7,297.48)
Less: Inter segment Revenue		**156.34**		**156.34**
		(232.89)		(232.89)
Total Revenue	**6,557.24**	**-**	**424.11**	**6,981.35**
	(6,664.01)	-	(400.58)	(7,064.59)
Segment results	**760.56**	**20.05**	**(51.26)**	**729.35**
	(136.06)	(105.35)	(3.11)	(238.30)
Finance Cost	**107.34**			**107.34**
	(130.14)			(147.27)
Operating income				**622.01**
				(90.77)
Other income (net)				**605.53**
				(122.32)
Profit before taxes				**1,227.54**
				(213.09)
Tax expense				**200.66**
				(126.22)
Profit for the year				**1,026.88**
				(86.87)
Other Comprehensive Income				**6.72**
				(7.27)
Total Comprehensive Income for the year				**1,033.60**
				(79.63)
Other information				
Depreciation and amortisation (allocable)	**413.93**	**58.06**	**68.10**	**540.08**
	(492.35)	(58.07)	(63.29)	(613.71)

CONSOLIDATED NOTES TO FINANCIAL STATEMENTS

Particulars	YEAR ENDED 31ST MARCH, 2021 (₹ in Lacs)	YEAR ENDED 31ST MARCH, 2020 (₹ in Lacs)
Segment Assets and Liabilities:		
Segment Assets:		
a) Gravure Rollers	4,561.72	4,647.58
b) Wind Energy	730.28	790.38
c) Flexo	419.41	633.27
Total Segment Assets	**5,711.40**	**6,071.23**
d) Unallocated	3,296.03	3,283.33
Total Assets	**9,007.43**	**9,354.56**
Segment Liabilities:		
a) Gravure Rollers	1,279.98	2,378.19
b) Wind Energy	4.94	3.02
c) Flexo	46.88	257.25
Total Segment Liabilties	**1,331.80**	**2,638.46**
d) Unallocated	355.10	429.17
Total Liabilities	**1,686.90**	**3,067.63**

Information about major customers

There are no transaction with single external customers which amongst to 10% or more of the Company revenue.

42 DERIVATIVE INSTRUMENTS AND UNHEDGED FOREIGN CURRENCY EXPOSURES

The year end foreign currency exposures that have not been hedged by any derivative instrument or otherwise are as under:

Particulars		Foreign Currency	Indian Currency Equivalent (₹ in Lacs)
Amounts receivable in foreign currency	**AS AT 31ST MARCH, 2021**	USD 13143.00	9.61
		EURO - NIL	0.00
	AS AT 31ST MARCH, 2020	USD 34591.00	26.17
		EURO 12652.00	10.47
Amounts payable in foreign currency	**AS AT 31ST MARCH, 2021**	USD - NIL	-
		EURO - NIL	-
	AS AT 31ST MARCH, 2020	USD 1125.00	0.85
		EURO 180739.08	149.60

CONSOLIDATED NOTES TO FINANCIAL STATEMENTS

43 DISCLOSURES UNDER THE MSMED ACT, 2006

Particulars	YEAR ENDED 31ST MARCH, 2021 (₹ in Lacs)	YEAR ENDED 31ST MARCH, 2020 (₹ in Lacs)
The principal amount and the interest due thereon remaining unpaid to any supplier as at the end of each acounting year		
Principal amount due to micro and small enterprises	45.69	89.28
Interest due thereon outstanding to any supplier	0.13	0.11
Interest paid by the Company	0.13	0.11
Interest due and payable for the period of delay in making Payment	0.22	0.13
Interest accrued and remaining unpaid	0.22	0.13
The amount of further interest remaining due and payable even in the succeeding years, until such date when the interest dues as above are actually paid to the small enterprises, for the purpose of allowance as a deductible expenditure under section 23 of MSMEDA	-	-

The above information is ascertained by the management of the company which has been relied upon by the auditors.

44 EXPENDITURE IN FOREIGN CURRENCY

Particulars	YEAR ENDED 31ST MARCH, 2021 (₹ in Lacs)	YEAR ENDED 31ST MARCH, 2020 (₹ in Lacs)
Traveling expenses	0.00	2.71
Advertisement & business promotion	1.57	-
Repairs and maintenance	3.63	28.28
Total	**5.20**	**30.99**

45 EARNINGS IN FOREIGN CURRENCY

Particulars	YEAR ENDED 31ST MARCH, 2021 (₹ in Lacs)	YEAR ENDED 31ST MARCH, 2020 (₹ in Lacs)
F.O.B. Value – Sales	58.90	137.02

46 LEASES

The Ministry of Corporate Affairs (MCA) notified Ind AS 116, the new leases accounting standard on 30th March 2019 with the effective date of its application from 1st April 2019. Ind AS-116 replaces the current guidance in Ind AS-17, 'Leases.' The standard sets out the principles for the recognition, measurement, presentation and disclosure of leases.

Transition to Ind AS 116 Leases:

Effective 1st April, 2019, the Company has adopted Ind AS-116 – leases and applied the standard to all lease contract existing on 1st April,2019 using the modified retrospective method. The Company recorded the lease liability at the present value of the lease payments discounted at the incremental borrowing rate at the date of initial application and right of use asset at an amount equal to the lease liability adjusted for any prepayments/accruals recognized in the balance sheet as on 31st March, 2019. There is no impact on retained earnings as on 1st April, 2019.

The Company has elected below practical expedients on transition to Ind AS 116:

1. Applied a single discount rate to a portfolio of lease with reasonably similar characteristics.
2. Applied the exemption not to recognize right of use assets and lease liabilities with less than 12 months of lease term on the date of initial application.
3. Excluded the initial direct costs from the measurement of right of use asset at the date of initial application.
4. Elected not to reassess whether a contract is ,or contains a lease at the date of initial application, Instead for contracts entered into before the transition date, the Company relied on its assessment made applying Ind AS 17 leases.

CONSOLIDATED NOTES TO FINANCIAL STATEMENTS

The weighted average incremental borrowing rate applied to lease liabilities as at 1st April, 2019 is 9.20% The following is the movement in lease liability during the period ended 31st March 2020

Particulars	YEAR ENDED 31ST MARCH, 2021 (₹ in Lacs)	YEAR ENDED 31ST MARCH, 2020 (₹ in Lacs)
Opening Balances	63.64	-
Lease Liabilities on account of adoption of Ind AS 116	-	66.68
Finance Cost incurred during the period	5.86	6.14
Payment of Lease liabilities	10.02	9.18
Balance as at 31st March, 2021 (Refer Note 19 & 24)	**59.48**	**63.64**

47 REMITTANCE ON ACCOUNT OF DIVIDEND TO NON-RESIDENT SHAREHOLDERS

(i) Remitted in Foreign Currency

Particulars	YEAR ENDED 31ST MARCH, 2021		YEAR ENDED 31ST MARCH, 2020	
Year to which Dividend relates	Interim Dividend	Year Ended March 31, 2020	Interim Dividend	Year Ended March 31, 2019
Amount of Dividend remitted (₹ In Lacs)	-	-	0.71	0.88
Number of Non-Resident Shareholders to whom remittance was made	-	-	12	11
Number of Shares held on which Dividend was due and remitted	-	-	47,100	59,200
Face Value of each share (₹ 10 each)	10	10	10	10

(ii) Remitted to their Banks in India

Particulars	YEAR ENDED 31ST MARCH, 2021		YEAR ENDED 31ST MARCH, 2020	
Year to which Dividend relates	Interim Dividend	Year Ended March 31, 2020	Interim Dividend	Year Ended March 31, 2019
Amount of Dividend remitted (₹ In Lacs)	-	-	3.64	3.19
Number of Non-Resident Shareholders to whom remittance was made	-	-	59	57
Number of Shares held on which Dividend was due and remitted	-	-	2,42,867	2,12,479
Face Value of each share (₹ 10 each)	10	10	10	10

48 CORPORATE SOCIAL RESPONSIBILITY (CSR) EXPENDITURE

As per section 135 of Companies Act, 2013, a Company, meeting the applicability threshold, need to spend at least 2% of its average net profit for the immediately preceding three financial years on corporate social responsibility (CSR) activities. These all CSR activities are eradication on hunger and malnutrition, promoting education, art and culture, healthcare, destitute care and rehabilitation, enviroment sustainability, disater relief and rural devlopment projects. A CSR committee has been formed by the Company as per the Act. The fund were primarily allocated to a corpus and utilized through the year on these activities which are specified in Schedule VII of the Companies Act, 2013.

CONSOLIDATED NOTES TO FINANCIAL STATEMENTS

For FY 2020-21

Sector Activity Identified	CSR Project	Implementing Agency and Location	₹ in Lacs (Paid in cash)	Yet to be paid	Total
Hospital / Rural Healthcare	Contribution for Medical Relief Project	Dardionu Rahat Fund, Ahmedabad, Gujarat	1.00	-	1.00
Hospital / Rural Healthcare	Contribution for Medical Relief Project	Indian Renal Foundation	0.50	-	0.50
Hospital / Rural Healthcare	Contribution for Medical Relief Project	Health and Care Foundation	7.00	-	7.00
Skill Development	Contribution for Skill Development	Ambaben Maganbhai Patel Public Charitable Trust	1.00	-	1.00
Skill Development	Contribution for Skill Development	Aashtha Charitable Trust	1.00	-	1.00
Skill Development	Contribution for Skill Development	Sarva Vidyalay Kelvani Mandal	5.00	-	5.00
Skill Development	Contribution for Skill Development	The Akshayapatra Foundation	0.51	-	0.51
Total			**16.01**	**-**	**16.01**

49 FAIR VALUE MEASUREMENTS

Financial assets	Fair Value	Fair Value hierarchy		
		Quoted prices in active markets (Level I)	Significant observable inputs (Level 2)	Significant unobservable inputs (Level 3)
As at 31st March, 2021				
Financial assets measured at fair value through profit or loss				
Investments in quoted mutual funds (Refer Note 11)	1420.18	1420.18	-	-
As at 31st March, 2020				
Financial assets measured at fair value through profit or loss				
Investments in quoted mutual funds (Refer Note 11)	1092.78	1092.78	-	-

50 The above Audited Consolidated Financial Statements for quarters and year ended 31st March 2020 include Financial Statements of its 100% Subsidiary Company, namely M/s Etone India Pvt. Limited, Howrah, West Bengal (herein after referred to as "Etone"), acquired by the company with effect from 9th August,2019 (i.e. date from which Etone became the 100% subsidiary company of the company), the disclosures of previous period/year data does not applicable.

51 The Company has not elected to exercise its option permitted U/S 115BAA of the Income tax act, 1961 and provision of current tax has been made as per the normal provisions of the Income Tax Act,1961 and rules frame there under. Further, current tax for the year ended 31st March, 2021 has been provided based on provisions of section 115JB of the Income Tax Act,1961 i.e. as per MAT (Minimum Alternate Tax).

52 The Company continues to monitor the impact of COVID-19 on its business including customers, supply-chain, employees/workers and logistics. The Company has considered internal and external information while evaluating various estimates in relation to its financial results up to the date of its approval by the Board of Directors and has not identified any material impact on the carrying value of assets, liabilities or provisions. The further impact of the COVID-19 Pandemic, if any, may be different from estimated as at the date of approval of this financial statements.

53 EVENTS OCCURING AFTER BALANCE SHEET DATE

The Company evaluates events and transactions that occur subsequent to the balance sheet date but prior to the financial statements to determine the necessity for recognition and/or reporting of any of these events and transactions in the financial statements. As of 18th May 2021, there were no subsequent events to be recognized or reported that are not already disclosed.

54 Dividends declared by the Company are based on the profit available for distribution. On May 18, 2021, the Board of Directors of the Company have proposed a final dividend of ₹ 1.80 per share of Rs. 10 each in respect of the year ended March 31, 2021 subject to the approval of shareholders at the Annual General Meeting, and if approved, would result in a cash outflow of approximately ₹ 110.70 lacs.

CONSOLIDATED NOTES TO FINANCIAL STATEMENTS

55 As at the date of issue of financial statements, there are no new standards or amendments which have been notified by the MCA but not yet adopted by the Company. Hence, the disclosure is not applicable.

56 The code on Social Secruity 2020 (`Code`) relating to employee benefits during the employement and post employement benefits received Presidential accent in September 2020. The Code has been published in official gudget in India. The effective date from which the Code is applicable and the rules to be framed under the Code are to be notified. The Compnay will assess the impact of the Code when it comes to effects and will record any related impact in the period of the Code become effective.

57 ADDITIONAL INFORMATION AS REQUIRED BY PARAGRAPH 2 OF THE GENERAL INSTRUCTIONS FOR THE PREPARATION OF CONSOLIDATED FINANCIAL STATEMENTS UNDER DIVISION OF SCHEDULE III TO THE COMPANIES ACT, 2013.

Name of the entity	Share in net assets, (total assets minus total liabilities)		Share in profit and loss		Share in other comprehensive income		Share in Total Comprehensive income	
	₹ In lakhs	As % of consolidated net assets	₹ In lakhs	As % of consolidated profit or loss	₹ In lakhs	As % of consolidated other comprehensive income	₹ In lakhs	As % of consolidated total comprehensive income
Parent Company								
Shilp Gravuers Ltd.	7,370.90	100.69%	1,047.52	102.10%	6.72	100.00%	1,054.24	102.00%
Subsidiary- Indian								
Etone India Pvt. Ltd.	-50.37	-0.69%	-20.64	-2.01%	0	0.00%	-20.64	-2.00%
Total	**7,320.53**	**100.00%**	**1,026.88**	**100.00%**	**6.72**	**100.00%**	**1,033.60**	**100.00%**

The above figures are before eliminating intra group transactions and intra group balances.

58 GOODWILL

Particulars	YEAR ENDED 31ST MARCH, 2021 (₹ in Lacs)	YEAR ENDED 31ST MARCH, 2020 (₹ in Lacs)
Carrying amount as at beginning of the year	137.03	-
Generated during the year	-	137.03
Impairement during the year	-	-
	137.03	**137.03**
Goodwill has been generated on account of the following acquisition over the years		
Etone India Private Limited	137.03	137.03
	137.03	**137.03**

Notes:-

a) In respect of goodwill arising on acquisition of Etone India Private Limited, for the purpose of impairement testing, the recoverable amount is determined based on fair value less cost of disposal as per the requirement of Ind AS 36.

b) Based on the group assessment there is no impairement of goodwill.

59 APPROVAL OF FINANCIAL STATEMENTS

The financial statements were approved for issue by the board of directors on May 18, 2021.

60 Previous year figures have been regrouped and reclassified wherever necessary to make it comparable to current year`s figures.

In terms of our report attached
For Shah & Shah Associates
Chartered Accountants
Firm Registration No. - 113742W
Sunil K Dave
Partner
Membership No. - 047236

Place: Ahmedabad
Date : 18th May, 2021

For and on behalf of the Board of Directors of
Shilp Gravures Limited

Ambar J. Patel
Managing Director
DIN No. - 00050042

Shailesh C Desai
Director
DIN No. - 00169595

Amit Agrawal
Chief Financial Officer

Roshan Shah
Chief Executive Officer

Bharat Patel
Company Secretary

Place : Rakanpur
Date : 18th May, 2021

COMPLETE CROSS-SECTION OF THE GRAVURE INDUSTRY

Engraving Machines

ESKO - Crystal 5080



Proofing Machine

Awards



ESKO - Spark 5080



Embossed Rollers

Flexible Packaging
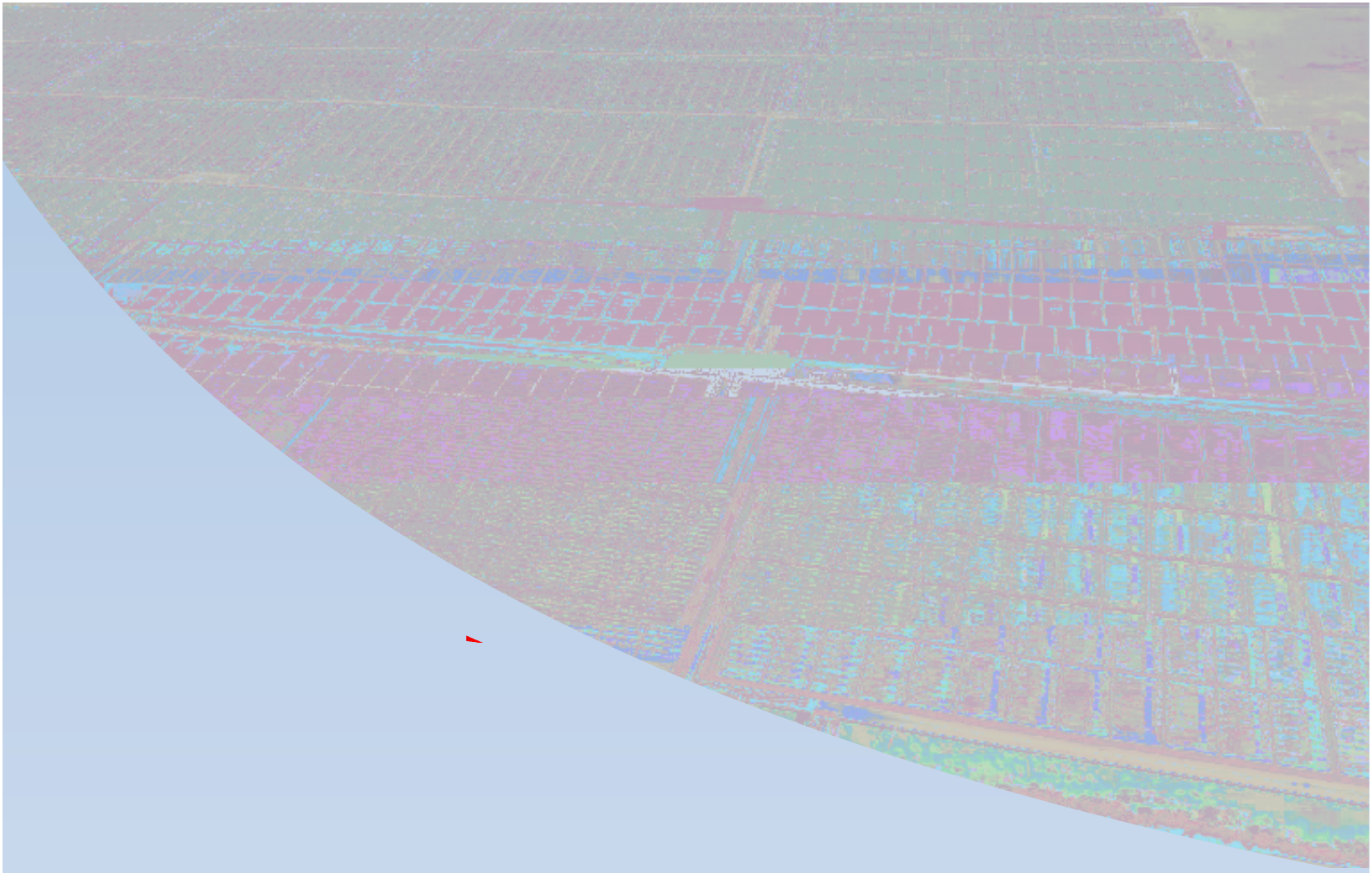
SHILP® GRAVURES LIMITED