

Date: January 28, 2026

The Secretary,
BSE Limited
Phiroze Jeejeebhoy Towers,
Dalal Street, Mumbai – 400 001
Scrip Code: 543971

Dear Sir/Madam,

Sub: Disclosure regarding Corporate Presentation under Regulation 30 of SEBI (Listing Obligations and Disclosure Requirements) Regulations, 2015 of M/s. Bondada Engineering Limited (“BONDADA”) for the 3rd quarter ended on 31st December, 2025 for the FY 2025-26.

Ref: Intimation under Regulation 30 and other applicable regulations of SEBI (Listing Obligation & Disclosure Requirements) Regulations, 2015

With reference to Regulation 30 of the SEBI (Listing Obligations and Disclosure Requirements) Regulations, 2015, please find enclosed the Corporate Presentation of M/s. Bondada Engineering Limited **for the 3rd quarter ended on 31st December, 2025 for the FY 2025-26.**

The above-mentioned Corporate Presentation will also be available on website of the Company <https://bondadagroup.com>.

Kindly take the aforementioned submission on your records.

Thank You,

For Bondada Engineering Limited

Sonia Bidlan
CS & Compliance Officer

Bondada Engineering Limited
(Formerly known as Bondada Engineering Pvt Ltd)

Regd. Office:
Plot No-37, Ashok Manoj Nagar,
Kapra, Hyderabad, Telangana-500062,
INDIA

Corporate Office:
BONDADA HOUSE,
C-26, Kushaiguda Industrial Area,
Kushaiguda, ECIL, Hyderabad,
TG-500062
Phone Number: 7207034662



BONDADA ENGINEERING LIMITED

Renewable Energy | Telecom | Indian Railways | BESS

Investor Presentation
Q3 & 9M FY26



**Energizing Bharat,
Empowering Infrastructure**

DISCLAIMER



This document has been prepared for information purposes only and is not an offer or invitation or recommendation to buy or sell any securities of Bondada Engineering Limited ("BEL", "Bondada", "Company"), nor shall part, or all, of this document form the basis of, or be relied on in connection with, any contract or investment decision in relation to any securities of the Company. This document is strictly confidential and may not be copied, published, distributed or transmitted to any person, in whole or in part, by any medium or in any form for any purpose. The information in this document is being provided by the Company and is subject to change without notice. The Company relies on information obtained from sources believed to be reliable but does not guarantee its accuracy or completeness. This document contains statements about future events and expectations that are forward-looking statements. These statements typically contain words such as "expects" and "anticipates" and words of similar import. Any statement in this document that is not a statement of historical fact is a forward-looking statement that involves known and unknown risks, uncertainties and other factors which may cause our actual results, performance or achievements to be materially different from any future results, performance or achievements expressed or implied by such forward-looking statements. None of the future projections, expectations, estimates or prospects in this document should be taken as forecasts or promises nor should they be taken as implying any indication, assurance or guarantee that the assumptions on which such future projections, expectations, estimates or prospects have been prepared are correct or exhaustive or, in the case of the assumptions, fully stated in the document. The Company assumes no obligations to update the forward-looking statements contained herein to reflect actual results, changes in assumptions or changes in factors affecting these statements. You acknowledge that you will be solely responsible for your own assessment of the market and the market position of the Company and that you will conduct your own analysis and be solely responsible for forming your own view of the potential future performance of the business of the Company.

Business Overview

The Future Forward

Financial Performance & Highlights



TABLE OF CONTENTS



BUSINESS OVERVIEW

Bondada's Business Ecosystem - Driving Transformation with Multi-sector Expertise

Bondada Engineering

Architecting Bharat's Infrastructure Future



Integrated Infrastructure
Solutions Provider

Engineering, Procurement
Construction (EPC) Services,
Operations and Maintenance (O&M)
Services

An Established EPC Player

AND
expanding to...



Renewable Energy
Solar IPP & EPC
Solar O&M



Telecom
Telecom EPC
Telecom O&M



Railways
Kavach Infra
Railway Signaling



BESS
BESS IPP & EPC



Data Centre
Data Centre O&M



**Defence &
Aerospace**

Headquartered
in Hyderabad

PAN-India
Presence

14+ Years
of Excellence

2500+
Employees

ISO 9001:2015
Certified

CRISIL "A Stable"
Rated

Great Place to Work
Certified

Diversified EPC and O&M Excellence Across Sectors (Telecom to BESS)



EPC Services

- Telecom Tower EPC
- Telecom OFC EPC
- Solar EPC



O&M Services

- Telecom Tower O&M
- Telecom OFC O&M
- Solar O&M
- Data Centre O&M



IPP Services

- Solar IPP
- BESS



Manufacturing

- Green Building Material
- Towers
- uPVC & Aluminium Profile, Windows & Doors
- LED Lighting product
- BLDC Motors & Controllers
- Telecom Towers
- Solar MMS Structures
- Crash Barriers
- Industrial Cable Trays

Incorporated in 2012,
Bondada Group is a
rising leader in
India's infrastructure
landscape

**Provides Engineering,
Procurement, &
Construction (EPC) services
& Operations &
Maintenance (O&M)
services**

across Renewable Energy,
Telecom, Railways, and
other emerging sectors

Recently expanded into
**Data Centres
(O&M services)
and Defence & Aerospace**

Diverse player focused on
**project execution
excellence, innovation,
& nation-building**

Manufacturing facilities in
**Andhra Pradesh &
Telangana**

Exponential growth
**(From INR 70 Mn in FY13
to INR 15,710 Mn in FY25)**
driven by innovation &
purpose-led vision

Backed by a
highly skilled team
with deep sectoral expertise
for sustainable solutions

Integrated Infrastructure Solutions Across Core & Emerging Sectors

Offers Comprehensive EPC And O&M Solutions Across High-growth Sectors



Renewable Energy

- **Solar IPP & EPC** - Site survey, land preparation, system design, installation, maintenance, performance monitoring, electrical works



Telecom

- **EPC** - Tower erection, cell site construction, fiber cable laying, equipment supply, civil/electromechanical works
- **O&M** - Maintenance of power, security, environmental systems, equipment testing, and analysis



Railways

- **Kavach Infra** - Ground infrastructure (pile foundations) for telecom towers supporting Kavach and 4G LTE-R networks
- **Railway Signalling** - Comprehensive signalling solutions



BESS

- **Battery Energy Storage Systems** - Eco-friendly storage solutions on IPP model with technology partners for batteries



Data Centres

- Recently started O&M services to ensure uptime, performance, preventive and predictive



Products Manufacturing

- Green Building Construction Material; uPVC & Aluminium Profiles, Windows and Doors; Telecom Towers; Solar Module Mounting Structures (MMS), Industrial LED Lighting, BLDC Motors and Controllers

Emerging Sectors



Defence & Aerospace

(design, development, manufacture, maintenance)

Business & Subsidiary Structure



Bondada Engineering Ltd (Listed Entity)

Subsidiaries

Bondada Ecobuild Pvt Ltd

Manufacturing of Green building materials – AAC Blocks, Jointing Mortar, Plaster, Wall Putty, uPVC and Aluminium Profiles/Windows/Doors)

Bondada E&E Pvt Ltd

Industrial LED solutions – Wide range of LED lights for businesses

Atpole Technologies Pvt Ltd

BLDC Motors & Controllers – Serving EV (2-wheelers & 3-wheelers), Defence, Industrial Automation, Consumer Appliances, Agriculture

Bondada Managed Services Pvt Ltd

O&M Services for telecom, renewable energy, data centres, and facilities

Bondada Green Engineering Pvt Ltd

Solar MMS, Transmission Towers, Telecom Towers, Crash Barriers, Industrial Cable Trays

Bondada Renewable Energy Pvt Ltd

Solar/Wind EPC Projects

GreenBond RE Park Pvt Ltd

Storing and supplying renewable energy (i.e. IPP & BESS Projects)

Bondada Dynamics Pvt Ltd

Defence & Aerospace – Design, development, manufacture, maintenance of platforms, equipment, systems

Competitive Strengths

Diversified Portfolio



Comprehensive EPC and O&M services across Telecom, Renewable Energy, Railways, Data Centres, and Defence, reducing sector-specific risks

Technology-Driven Innovation



Strategic partnerships for eco-friendly BESS and adoption of advanced technologies (e.g., CNC lines, galvanizing plants) for operational excellence

Proven Execution Excellence



14+ years of delivering complex projects on time, backed by ISO 9001:2015 certification and a skilled workforce of 2500+ employees

Sustainability Focus



Leadership in green solutions (Solar IPP, BESS, AAC Blocks) aligns with global & national sustainability goals

In-House Manufacturing



Integrated production of telecom towers, solar MMS, AAC Blocks, LED lighting, & BLDC motors ensures cost efficiency, quality control, & supply chain reliability

Strong Client Relationships



Trusted by industry leaders like Reliance Jio, Airtel, BSNL, MAHAGENCO, and BHEL, with a track record of delivering 11,000+ telecom towers

PAN-India Presence



Extensive reach with manufacturing facilities in Andhra Pradesh and Telangana, enabling scalability and rapid project execution

Robust Order Book



Strong and diversified order book across business units and geographies, ensuring sustained revenue growth

Driving Impact With Industry Leaders

 BSNL Connecting India Faster	 Reliance Jio Infocomm Limited	 airtel	 VI™	 indus TOWERS	 TATA	 ERICSSON	 INDIAN RAILWAYS SOUTH CENTRAL RAILWAY	 Microsoft
 बी एच ई एल BHEL	 TSGENCO	 CREATING WEALTH FOR WELLBEING	 MAHAGENCO Maharashtra State Power Generation Co. Ltd.	 SCL	 Since 1994 KP GROUP	 paradigmIT	 TNGECL	 adani
 एन टी पी सी नवीकरणीय NTPC RENEWABLES								

Prospective Clients:

 कोयला इंडिया Coal India	 एन एच पी सी NHPC	 GUJARAT FibreGrid
--	---	---



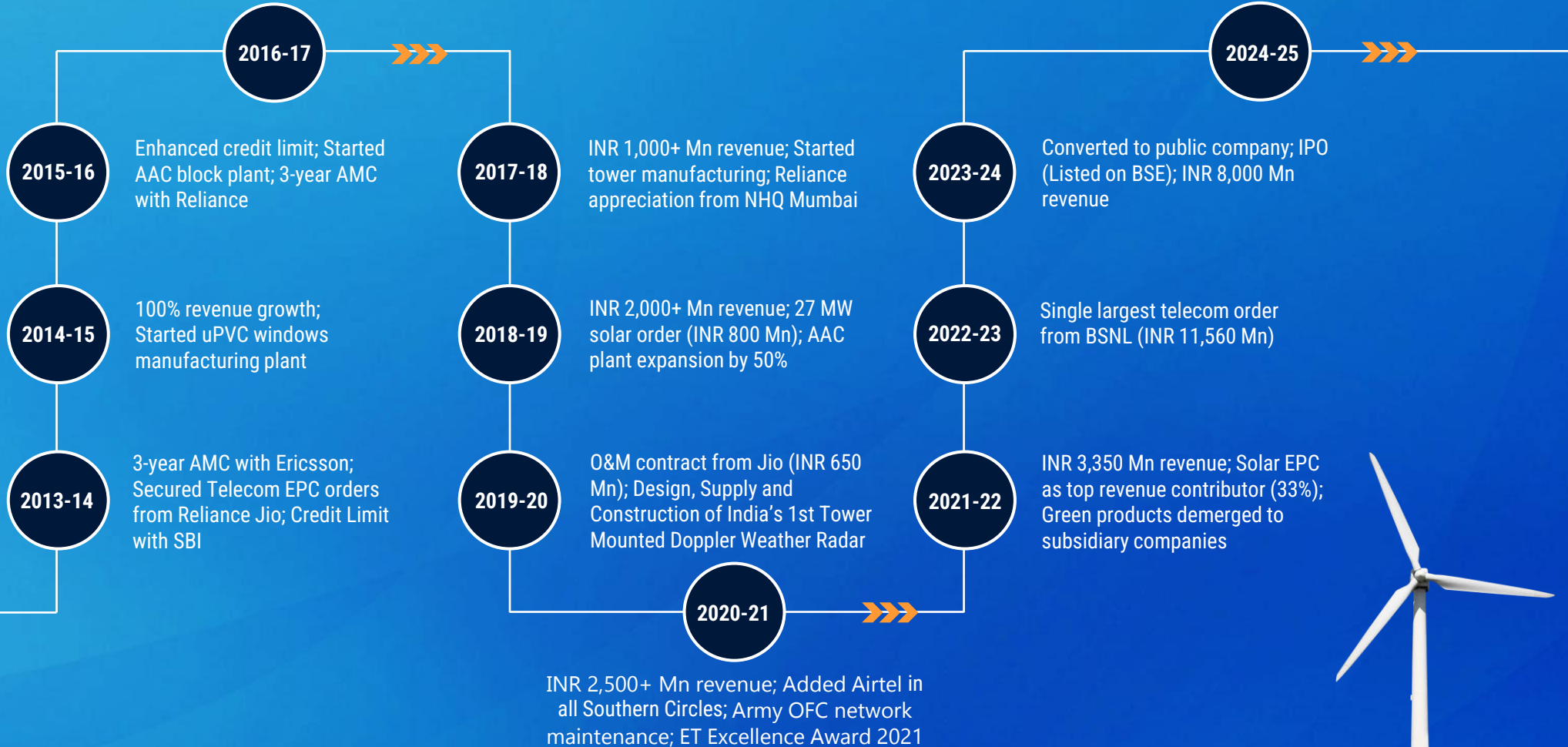
Timeline of Growth & Expansion



BEL Formation; INR 70 Mn revenue in 8 months

Orders from Adani & Greenko;
CRISIL's best credit rating

INR 15,710 Mn revenue (56% CAGR); Largest order from MAHAGENCO (INR 15,220 Mn); NLC (INR 10,260 Mn); Order Book INR 50,000+ Mn



Board Of Directors

Dr. Raghavendra Rao Bondada

Chairman &
Managing Director



With over 28 years of leadership in telecom and power, he is Chairman and Managing Director of our Company. A Civil Engineering graduate from Nagarjuna University, he holds a Doctorate in Business Administration from California Public University. As a Promoter, he has driven strategic decisions, business expansion, and infrastructure advancements across Bharat (India) since the Company's inception.

CA Satyanarayana Baratam

Director & Chief Financial
Officer



A Member of the Institute of Chartered Accountants of India, he is Whole time Director, CFO, and Promoter of our Company. With over 20 years of expertise in corporate finance, accounting, and taxation, he leads Finance, Accounts, Taxation, Internal Controls, and Budgetary Planning, driving fiscal strength and operational governance through strategic processes.

Mrs. Neelima Bondada

Non-Executive
Director



A Science graduate from Nagarjuna University, Andhra Pradesh, she is the Non-Executive Director and is a Promoter of our Company. She provides strategic vision and governance, exemplifying women's empowerment. Her leadership shapes key decisions and the company's long-term vision, making her an inspiring corporate figure.

Board Of Directors

Shri K.N. Kumar
(Retd. IAS)
Independent Director



A retired IAS officer with 40+ years of experience in agriculture, rural development, and governance. He currently chairs the Meghalaya Farmers' (Empowerment) Commission and has held senior roles including Additional Chief Secretary (Meghalaya), Chief Executive of the National Fisheries Development Board, and Joint Secretary, Ministry of Agriculture. A strong advocate for rural youth, he has led major skill development initiatives and received the G-Files Exceptional Contribution Award in 2017.

Dr. Pasupuleti Venkata Subba Rao
Independent Director



A veteran in power systems and maintenance with 39+ years in the mining and energy sectors. As GM at Singareni Collieries, he led operations across mines, powerhouses, and coal handling plants. He developed a 3KW power system using mine ventilation and a low-RPM generator. A member of key professional bodies, he has been an Independent Director of the Company since May 4, 2023, and serves as Chairman of the Nomination & Remuneration Committee and a member of the Audit Committee. He was recently awarded an Honorary Doctorate in Electrical Engineering by the Sahitya Seva Awards Council, Delhi.

Bondada Group & Business Unit Heads



Rear Admiral R Sreenivas, VSM (Retd.)
Chief Executive Officer
Bondada Group



Mr. D Umamaheswara Rao
Director
Bonada Renewable Energy Pvt Ltd



Mr. MVD Prasad
Director
Bondada Green Engineering Pvt Ltd



Mr. Pradeep Alaparathi
Director
GreenBond RE Park Pvt Ltd



Mr. Y Surya Murthy
Chief Operating Officer - Telecom
Bondada Managed Services Pvt Ltd



Mr. ATV Vara Prasad
Director
Bondada EcoBuild Pvt Ltd



Mr. Ravi Guturi
Director
Bondada E&E Pvt Ltd



Mr. M Jagadish Kumar
Director
Atpole Technologies Pvt Ltd

Management Team



Mr. Sanjay Razadan
COO – Renewable Energy



CMDE. Anil Marya, NM (Retd)
SVP & Business Head – Green Engg



Mr. V Lakshmana Rao
AVP - SCM



Mr. M Praveen Kumar
BDM - BD



Commodore Chanti Varanasi (Retd.)
SVP - Ecobuild



Mr. Ramesh Kumar Kondapally
VP – HR & Admin



Mr. Shridhar B Kulkarni
SGM - RE



Mr. K Shri Rangaprasad
SGM



Mr. P Rajesh
VP – Quality & Safety



Mr. K Madhu Kumar
Dy. CFO



Mr. M S Chary
DGM - Finance



Mr. B Ramesh
AGM – Investor Relation



Mr. K Gururaj
DGM - Admin



Mr. V Kumar
DGM - HR



Dr. Sonia Bidla
CS & CO



THE FUTURE FORWARD

Horizon 2030 - Charting a Billion-Dollar Vision

Vision 2030 Charting Sustainable Growth

Vision 2030 – Five Pillars

01

Achieve **25 GW renewable energy** capacity

02

Strengthen **telecom** leadership for Digital Bharat & 5G expansion

03

Enhance **railway** modernization with safety and efficiency

04

Scaling up **data centres** services to power the digital economy

05

Expand in **defence** for national self-reliance

Become **USD 1 Bn Revenue** Company

Battery Energy Storage System

**BESS
BOO**

**BESS
EPC**

**BESS
O&M**

**ENERGY
STORAGE**

850MWh Orders in hand (Under Execution)
TNGECL - 200MW/ 400MWh
APTRANSCO - 225MW/ 450MWh

Data Centres

Business Approach

- Leveraging telecom experience by upgrading and upscaling knowledge and capacity
- Successfully managing Microsoft data centre facility in Hyderabad
- Forays into information systems and data centre services by collaboration

Robust roadmap in place for establishing data centres through EPC / BOO model

Data Centres:

Preventive, corrective, predictive maintenance to ensure uptime, prevent outages, extend infrastructure lifespan, comply with standards, and optimize performance/energy efficiency

Strategic Entry into the Defence Sector



Technology-Driven | Innovation-Focused | ATMANIRBHAR BHARAT Aligned

A **technology-led company** specializing in **Structural, Electronics, and Electromechanical Systems**

Established with a clear vision to **diversify into the Defence sector**, supporting India's armed forces and DPSUs in line with the **Atmanirbhar Bharat** mission and **Government of India's export goals**

Robust in-house capabilities spanning advanced infrastructure, pan-India field operations, NABL-accredited testing, dedicated R&D across structural, electronics, and electromechanical systems, and a highly skilled engineering workforce

Strategic Focus Areas

- Acquisition of **established defence ancillaries/start-ups** in strategic areas for inorganic growth
- Collaborations with **Indian defence majors, DPSUs, and DRDO labs**
- Partnerships with **global OEMs** for **technology transfer** and **joint manufacturing under Transfer of Technology (ToT)**
- Delivering value through **quality, competitiveness, prompt delivery, safety, and trust**

Vision 2030



Land Systems

Armoured vehicle structures, assemblies, subsystems



Aerospace & UAVs

Aero structures & applied composites, electronics, ground support equipment



Naval Systems

Energy Storage systems for marine applications, composites/ carbon fibre structures



Electronics & Avionics

Circuit design, ruggedized assemblies, embedded systems



Defence Infrastructure

Heavy erections, maintenance, and testing services



Exports

Integration into global OEM supply chains through offset programs



Vision

To become a **leading defence engineering, manufacturing, and services partner by 2030**, playing a pivotal role in **India's self-reliant defence ecosystem** and contributing to the **global defence supply chain**, with strong revenue growth from both **domestic and export markets**



FINANCIAL PERFORMANCE AND HIGHLIGHTS

Growth Momentum in Metrics

Strong Order Book & Pipeline Across Business Units

Total Order Book: ~INR 78,754 Mn
(as on 31st December, 2025)



5.0x
of FY25 revenue



Renewable Energy
(Solar EPC, IPP, BESS)

INR 65,414 Mn



Telecom
(EPC & O&M)

INR 9,896 Mn



Indian Railways
(Kavach Infra, Signalling)

INR 2,317 Mn



Products
(AAC Blocks, Towers, MMS, LED, BLDC Motors)

INR 1,127 Mn

Orders for AP 2GW IPP Project
INR 90,000 Mn
(not considered in Total Order Book Calculation)

Orders Under Execution

Solar EPC
~INR 68,700 Mn
(Execution timeline of 18 - 24 months)

BESS (BOO Model)
~INR 14,630 Mn
(Execution timeline of 18 months)

Geographics Order Book Allocation



State wise Order book		
State	Orders Amt (Mn)	Segments
Andra Pradesh	7,963	BESS, Telecom Railways, Products
Arunachal Pradesh	0.4	Telecom
Assam	72	Telecom
Chandigarh	1	Telecom
Bihar	539	Products
Gujarat	18,425	Renewable Energy, Products
Karnataka	4,022	Telecom, Products ,Railways
Kerala	1,134	Telecom
Lakshadweep	128	Telecom
Maharashtra	18,225	Renewable Energy, Telecom, Railways, Products
Meghalaya	10	Telecom
Madhya Pradesh	1	Telecom
Punjab	1	Telecom
Rajasthan	9,451	Renewable Energy
Telangana	5,329	RE, Telecom, Railways, Products
Tamil Nadu	9,535	Telecom, Renewable Energy & BESS
Uttar Pradesh	3,915	Renewable Energy & Telecom
West Bengal	5	Products
Total	78,754	

Recent Significant Order Wins

INR 10,500 Mn

650 MW BOS Solar Plant
Turnkey with O&M (Oct
2025)

From:
Adani Group

Execution Timeline:
1 Year from receipt of LOI

INR 9,451 Mn

810 MW BOS Solar Plant
Turnkey with O&M (Dec
2025)

From:
NLC India Renewables
Ltd

Execution Timeline:
15 months from receipt of
LOA

INR 6,270 Mn

225 MW / 450 MWh
Battery Energy Storage
Developer under BOO
Model (Jan 2026)

From:
AP TRANSCO

Execution Timeline:
18 months from receipt of
LOA

INR 4,650 Mn

100 MWAC Ground
Mounted Solar PV Plant
Turnkey with O&M (Nov
2025)

From:
MAHAGENCO

Execution Timeline:
~15 months from date of
acceptance of LOA

INR 3,914 Mn

300 MW BOS Solar Plant
Turnkey with O&M (Oct
2025)

From:
NTPC Green Energy Ltd

Execution Timeline:
15 months from receipt of
LOA

Quarterly Highlights (Consolidated)

Revenue from Operations

Q3FY26

INR 7,122.8 Mn

89.4% ▲

9MFY26

INR 19,289.5 Mn

125.2% ▲

EBITDA

Q3FY26

INR 849.8 Mn

121.5% ▲

9MFY26

INR 2,280.1 Mn

156.0% ▲

EBITDA Margin

Q3FY26

11.9%

+173 bps ▲

9MFY26

11.8%

+142 bps ▲

Net Profit

Q3FY26

INR 542.0 Mn

119.1% ▲

9MFY26

INR 1,483.0 Mn

140.3% ▲

Net Profit Margin

Q3FY26

7.6%

+103 bps ▲

9MFY26

7.7%

+48 bps ▲

Revenue Mix (9MFY26)

Renewable Energy

80%

Telecom

12%

Products

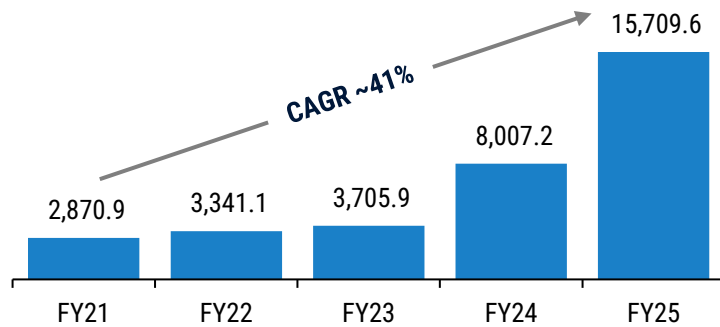
7%

Quarterly Income Statement (Consolidated)

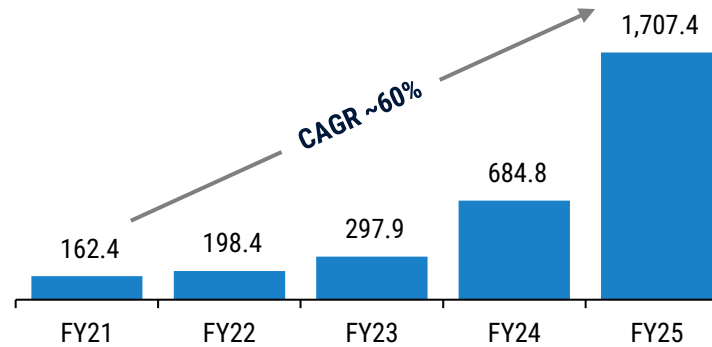
Particulars (INR Mn)	Q3FY26	Q2FY26	Q3FY25	YoY%	9MFY26	9MFY25	YoY%
Revenue From Operations	7,122.8	6,588.4	3,760.5	89.4	19,289.5	8,566.5	125.2
Total Expenditure	6,273.0	5,809.1	3,376.8	85.8	17,009.4	7,675.8	121.6
COGS	6,021.1	5,560.5	3,163.3	90.3	16,291.9	7,217.9	125.7
Employee Benefit Expenses	147.4	130.9	117.1	25.9	399.2	263.7	51.4
Other Expenses	104.5	117.7	96.4	8.4	318.3	194.2	63.9
EBITDA	849.8	779.3	383.7	121.5	2,280.1	890.7	156.0
EBITDA Margin (%)	11.9	11.8	10.2	+173 bps	11.8	10.4	+142 bps
Other Income	46.2	19.3	32.9	40.5	83.4	97.9	- 14.9
Depreciation & Amortization	24.0	30.0	17.0	41.2	69.9	42.5	64.6
EBIT	871.9	768.6	399.6	118.2	2,293.6	946.1	142.4
Interest	139.2	95.0	71.7	94.1	314.3	127.0	147.5
Profit Before Tax	732.7	673.5	327.9	123.5	1,979.3	819.2	141.6
Tax	190.8	150.3	80.5	136.9	496.3	202.0	145.6
Net Profit	542.0	523.2	247.3	119.1	1,483.0	617.1	140.3
Net Profit Margin (%)	7.6	7.9	6.6	+103 bps	7.7	7.2	+48 bps

Sustained Financial Growth & Profitability Trends (Consolidated)

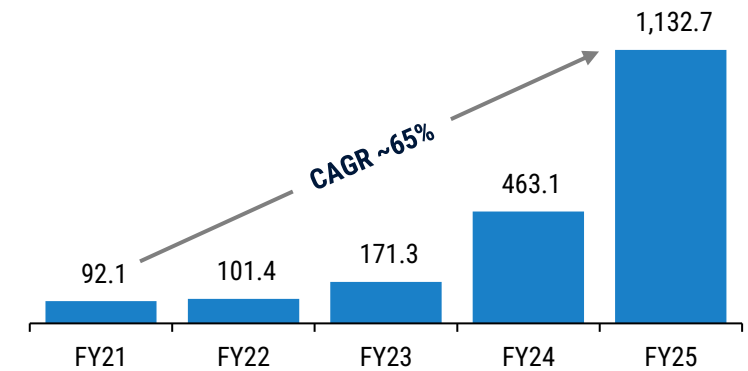
Revenue from Operations (INR Mn)



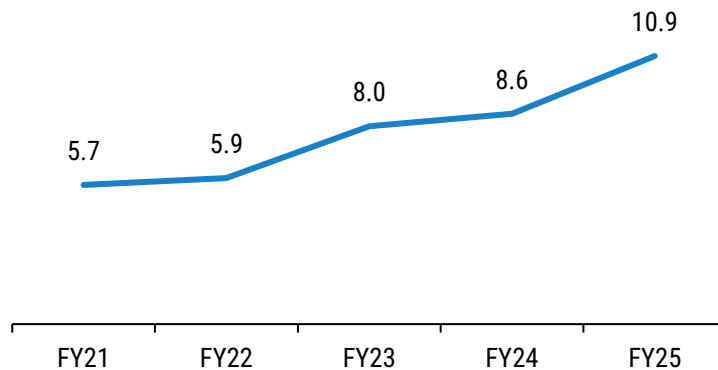
EBITDA (INR Mn)



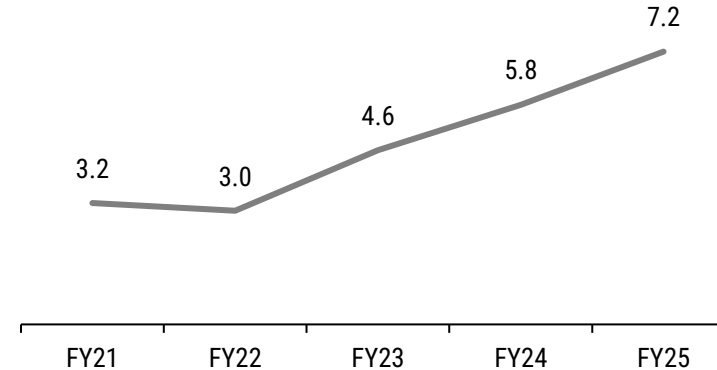
Net Profit (INR Mn)



EBITDA Margin (%)



Net Profit Margin (%)



Annual Income Statement (Consolidated)



Particulars (INR Mn)	FY21	FY22	FY23	FY24	FY25*
Revenue From Operations	2,870.9	3,341.1	3,705.9	8,007.2	15,709.6
Total Expenditure	2,708.5	3,142.8	3,408.0	7,322.5	14,002.1
COGS	1,959.1	2,778.4	3,202.8	7,067.7	13,319.4
Employee Benefit Expenses	694.7	317.6	130.5	136.8	341.6
Other Expenses	54.8	46.8	74.7	117.9	341.2
EBITDA	162.4	198.4	297.9	684.8	1,707.4
EBITDA Margin (%)	5.7	5.9	8.0	8.6	10.9
Other Income	12.3	1.0	4.2	30.0	91.8
Depreciation & Amortization	20.0	18.1	18.3	9.5	65.6
EBIT	154.7	181.2	283.8	705.2	1,733.6
Interest	38.4	34.8	55.8	88.6	210.2
Profit Before Tax	116.3	146.4	228.0	616.7	1,523.5
Tax	24.3	45.1	56.7	153.6	390.8
Net Profit	92.1	101.4	171.3	463.1	1,132.7
Net Profit Margin (%)	3.2	3.0	4.6	5.8	7.2

*Note: Ind AS has been adopted from FY25 onwards.

Annual Balance Sheet (Consolidated)



Particulars (INR Mn)	FY25	H1FY26
EQUITY & LIABILITIES		
Shareholders Funds	4,761.4	6,105.2
Share Capital	219.7	223.2
Other Equity	4,239.6	5,551.7
Non-Controlling Interest	302.2	330.3
Non Current Liabilities	259.1	303.0
<i>Financial Liabilities:</i>		
Borrowings	149.4	149.2
Leased Liabilities	87.5	97.0
Provisions	19.8	52.3
Deferred Tax Liabilities (Net)	2.3	4.5
Current Liabilities	6,970.2	8,485.0
<i>Financial Liabilities:</i>		
Short-term Borrowings	1,665.6	2,064.1
Leased Liabilities	20.1	33.1
Trade Payables	2,318.1	3,908.6
Others	1,156.2	810.0
Provisions	26.7	31.7
Current tax Liabilities (Net)	69.8	136.4
Other Current Liabilities	1,713.7	1,501.3
Total	11,990.7	14,893.2

Particulars (INR Mn)	FY25	H1FY26
ASSETS		
Non Current Assets	2,043.6	1,955.1
Property, Plant and Equipment	995.9	1,081.7
Capital WIP	12.6	9.1
Goodwill	155.4	155.4
Intangible Assets	0.3	5.8
Intangible Assets under Development	14.7	15.0
Right of Use Assets	101.3	121.5
Financial Assets	718.7	530.6
Deferred Tax Assets (Net)	20.9	25.0
Other Non- Current Assets	23.7	11.1
Current Assets	9,947.1	12,938.1
Inventories	2,010.2	3,485.1
<i>Financial Assets:</i>		
Investments	33.1	35.6
Trade Receivables	5,352.5	7,112.3
Cash & Cash Equivalents	149.0	432.2
Other Bank Balances	257.9	482.9
Others	33.0	51.5
Current Tax Assets (Net)	13.3	22.0
Other Current Assets	2,098.0	1,316.6
Total	11,990.7	14,893.2

BONDADA WINGS

Bondada Engineering Limited

Bondada House, C-26, ECIL, Kushaiguda Industrial Area,
Kushaiguda, Hyderabad, Telangana – 500062

Email: info@bondada.net

Website: www.bondada.net

KAPTIFY® Consulting

Strategy & Investor Relations | Consulting

Tel: +91-845 288 6099

Email: contact@kaptify.in

Website: www.kaptify.in

